

TRANSPORTATION IMPROVEMENT PROGRAM (TIP) 2016-2021 PROJECTS

For the

WASATCH FRONT REGIONAL COUNCIL (WFRC) AREA

*Including the Programs for the Salt Lake | West Valley and the
Ogden | Layton Urbanized Areas*

Other Federal Highway Administration Funds	Federal Transit Administration Funds	State Funds
National Highway Performance Interstate Maintenance (IM) National Highway System (NHS) Bridge On State System Any Area Statewide Bridge Replacement Off System – Local Off System – Optional Minimum Guarantee Highway Safety Improvement Safety Any Area Railroad Crossings Hazard Elimination Transportation Alternatives Recreational Trails Safe Routes to School Other Federal Funds	<u>Sec. 5307</u> – Urbanized Area Formula <u>Sec. 5309</u> – Capital Investment Program – New Starts <u>Sec. 5309</u> – Capital Investment Program – Bus <u>Sec. 5309</u> – Capital Investment Program – Fixed Guide-way Modernization <u>Sec. 5310</u> – Elderly Persons and Persons with Disabilities <u>Sec. 5316</u> – Job Access Reverse Commute <u>Sec. 5317</u> – New Freedom	State Construction Centennial Highway Funds Critical Highway Need Funds Highway Construction Program State General Funds State Traffic Corridor Preservation Transportation Investment Fund

Section includes;

- Glossary of Federal Funding Types
- Projects included in the 2016-2021 Transportation Improvement Program (TIP)
 - Urban Surface Transportation Program (STP) Projects
 - Congestion Mitigation/ Air Quality Program (CMAQ) Projects
 - Transportation Alternatives Program (TAP) Projects
 - Other Federal-Aid Funded and State Funded Projects
 - Transit Funded Projects



UDOT electronic Program Management

STIP Planning Fund Table



epm381_plan_fund (Rev 448)

Report run on: September 1, 2015 11:21 AM

Plan Fund	Description	Category	Fed Aid	Reg	Fed/St
5309 FIX_GDW	SEC 509 FIXED GUIDEWAY GRANT	LOCAL	100.00	Y	F
BRD_F	BRIDGE RESEARCH & DEPLOY PRG	MISC	50.00	Y	F
BRD_F_100%	BRIDGE RESEARCH & DEPLOY	BRIDGE	100.00	Y	F
BR_2008_+OA	BRIDGE PROGRAM - 2008 ADDL OBLIGATION	BRIDGE	80.00	Y	F
BR_OFF	BRIDGE REHAB/REPLACEMENT (OFF SYSTEM)	BRIDGE	80.00	Y	F
BR_ON/OFF	BRIDGE REHAB/REPLACEMENT (ON/OFF)	BRIDGE	80.00	Y	F
BYWAYS	SCENIC BYWAYS	FLH	80.00	Y	F
CMAQ_BOX_ELD	CONGESTION MITGATION / AIR (BOX ELDER)	CMAQ	93.23	Y	F
CMAQ_CACHE	CONGESTION MITIGATION/AIR QUALITY (CACHE)	CMAQ	93.23	Y	F
CMAQ_MAG	CONGESTION MITIGATION/AIR QUALITY (MAG)	CMAQ	93.23	Y	F
CMAQ_MAG_100	CMAQ MAG @ 100 %	CMAQ	100.00	Y	F
CMAQ_PM2.5	CMAQ REDUCE PM 2.5 EMISSIONS	CMAQ	93.23	Y	F
CMAQ_TOOELE	CONGESTION MITIGATION/AIR QUALITY (TOOEL)	CMAQ	93.23	Y	F
CMAQ_WFRC	CONGESTION MITIGATION/AIR QUALITY (WFRC)	CMAQ	93.23	Y	F
EM_2004_115	EARMARK-SECTION 115 (2004)	EARMARK	100.00	Y	F
EM_2004_ITS	EARMARK - ITS (2004)	EARMARK	50.00	Y	F
EM_2005_117	EARMARK-SECTION 117 (2005)	EARMARK	100.00	Y	F
EM_2005_IMD	EARMARK - IM DISCRETIONARY (2005)	EARMARK	94.18	Y	F
EM_2005_PLH	EARMARK - PUBLIC LANDS HWYS (2005)	EARMARK	100.00	Y	F
EM_2006_112	EARMARK - SECTION 112 (2006)	EARMARK	100.00	Y	F
EM_2006_PLH	EARMARK - PUBLIC LANDS HWYS (2006)	EARMARK	100.00	Y	F
EM_2006_TCSP	EARMARK - TCSP (2006)	EARMARK	80.00	Y	F
EM_2008_129	EARMARK - SECTION 129	EARMARK	100.00	Y	F
EM_2009_PLHD	EARMARK - PUBLIC LANDS HIGHWAY (2009)	EARMARK	100.00	Y	F
EM_2009_TCSP	EARMARK - TCSP (2009)	EARMARK	80.00	Y	F
EM_2010_FBD	EARMARK - FERRY BOAT DISCRETIONARY	EARMARK	80.00	Y	F
EM_2010_HFL	EARMARK - HWY FOR LIFE (2010)	EARMARK	100.00	Y	F
EM_2010_IBRD	EARMARK - INNOV BRIDGE RES & DES (2010)	EARMARK	100.00	Y	F
EM_2010_IMD	EARMARK - IM DISCRETIONARY (2010)	EARMARK	90.00	Y	F
EM_2010_PLHD	EARMARK - PUBLIC LANDS HIGHWAY (2010)	EARMARK	100.00	Y	F
EM_2011_HFL	EARMARK - HWY FOR LIFE (2011)	EARMARK	100.00	Y	F
EM_2011_IBRD	EARMARK - INNOV BRIDGE RES & DEP (2011)	EARMARK	100.00	Y	F
EM_2011_IMD	EARMARK - IM DISCRETIONARY (2011)	EARMARK	90.00	Y	F
EM_2011_PLHD	EARMARK - PUBLIC LANDS HWY DISCRETIONARY	EARMARK	100.00	Y	F
EM_2011_TCSP	EARMARK - TCSP (2011)	EARMARK	80.00	Y	F
EM_2011_TFPF	EARMARK - TRUCK PARKING FAC PROG (2011)	EARMARK	100.00	Y	F
EM_2012_FBD	EARMARK - FERRY BOAT DISCR. (2012)	EARMARK	80.00	Y	F
EM_2012_HFL	EARMARK - HWY FOR LIFE (2012)	EARMARK	80.00	Y	F
EM_2012_IBRD	EARMARK - INNOVATIVE BRIDGE RESEARCH	EARMARK	100.00	Y	F
EM_2012_PLHD	EARMARK - PUBLIC LANDS HWY DISC. (2012)	EARMARK	100.00	Y	F
EM_2012_TCSP	EARMARK - TCSP PROGRAM (2012)	EARMARK	80.00	Y	F
EM_2014_FBD	FERRY BOAT DISC FUNDS - 2014	EARMARK	80.00	Y	F
EM_HPP_1702	EARMARK - HIGH PRIOR PROJ - SECTION 1702	EARMARK	80.00	Y	F
EM_HPP_2010	EARMARK - 2010 SURFACE TRANS PRIORTIES	EARMARK	100.00	Y	F
EM_HPP_T21	EARMARK - HIGH PRIOR PROJ - TEA 21	EARMARK	80.00	Y	F



UDOT electronic Program Management

STIP Planning Fund Table



epm381_plan_fund (Rev 448)

Report run on: September 1, 2015 11:21 AM

Plan Fund	Description	Category	Fed Aid	Reg	Fed/St
EM_TI_1934	EARMARK - TRANS IMPROV PROJ - SEC 1934	EARMARK	93.23	Y	F
ENH_EAC_100%	STP ENHANCEMENT FUNDS @ 100%	STP	100.00	Y	F
EQ_BONUS(MG)	EQUITY BONUS / MINIMUM GUARANTY	EB / MG	93.23	Y	F
ER_2005	EMERGENCY RELIEF - 2005 EVENTS (93.23 %)	ER	93.23	Y	F
ER_2009	EMERGENCY RELIEF - 2009 EVENTS (93.23%)	ER	93.23	Y	F
ER_2009_100	EMERGENCY RELIEF- 2009 EVENTS (100%)	ER	100.00	Y	F
ER_2010	EMERGENCY RELIEF - 2010 EVENTS (93.23%)	ER	93.23	Y	F
ER_2015	EMERGENCY RELIEF - 2015 EVENT (93.23%)	ER	93.23	Y	F
ER_2015_100%	EMERGENCY RELIEF - 2015 EVENT (100%)	ER	100.00	Y	F
ER_OTHER	EMERGENCY RELIEF - OTHER EVENTS	ER	100.00	Y	F
FA_LTAP	LOCAL TRANSPORTATION ASSISTANCE PRGM	MISC	50.00	Y	F
FA_MISC	FEDERAL AID MISCELLANEOUS	MISC	80.00	Y	F
FA_MISC_100%	MISC. FEDERAL AID WITH 100% PRO RATA	MISC	100.00	Y	F
FA_MISC_50%	FEDERAL AID WITH 50% PRO-RATA	MISC	50.00	Y	F
FA_PUB_LANDS	PUBLIC LANDS HIGHWAYS	FLH	100.00	Y	F
FA_SHRP2	SHRP2 IMPLEMENTATION ASSISTANCE	MISC	100.00	Y	F
FS_STP_CMPO	ECONOMIC RECOVERY - SM URBAN - CACHE	STP	100.00	Y	F
FS_STP_DMPO	ECONOMIC RECOVERY - SM URBAN - DIXIE	STP	100.00	Y	F
FS_STP_ENH	ECONOMIC RECOVERY - ENHANCEMENT PROJECTS	STP	100.00	Y	F
FS_STP_JHC	ECONOMIC RECOVERY - JHC PROJECTS	STP	93.23	Y	F
FS_STP_MAG	ECONOMIC RECOVERY - SM URBAN- MAG	STP	100.00	Y	F
FS_STP_O/L	ECONOMIC RECOVERY - URBAN - OGDEN/LAYTON	STP	93.23	Y	F
FS_STP_P/O	ECONOMIC RECOVERY - URBAN- PROVO/OREM	STP	100.00	Y	F
FS_STP_RURAL	ARRA ECONOMIC RECOVERY - NON URBAN	STP	93.23	Y	F
FS_STP_SL	ECONOMIC RECOVERY - URBAN- SALT LAKE	STP	93.23	Y	F
FS_STP_ST	ECONOMIC RECOVERY - STATE PROJECTS	STP	100.00	Y	F
FS_STP_TRANS	ECONOMIC RECOVERY - TRANSIT PROJECTS	STP	100.00	Y	F
FTA 5309_FGC	FIXED GUIDEWAY CAPITAL INVESTMENTS GRANT	LOCAL	50.00	Y	F
FTASEC_5303	FED TRANSIT ADMINISTRATION	PL	80.00	Y	F
FTASEC_5307	FED TRANSIT ADMINISTRATION SEC. 5307	STATE	80.00	Y	F
FTASEC_5309	FED TRANSIT ADMINISTRATION SEC 5309	STATE	80.00	Y	F
FTASEC_5310	FED TRANSIT ADMINISTRATION SEC 5310	STATE	80.00	Y	F
FTASEC_5320	TRANSIT IN THE PARK FUNDING	LOCAL	80.00	Y	F
FTASEC_5337	SECTION 5337 STATE OF GOOD REPAIR FUNDS	LOCAL	80.00	Y	F
FTASEC_5339	FED TRANSIT ADMINISTRATION SEC 5339	STATE	80.00	Y	F
FTA_5303	FTA-MPO (CPG) FUNDS @ 93.23 % PRORATA	PL	93.23	Y	F
FTA_5304_80%	FTA SEC_5304 GRANT @ 80%	LOCAL	80.00	Y	F
FTA_5307_50%	FTA SECTION 5307 GRANT 50% MATCH	LOCAL	50.00	Y	F
FTA_5310_50	FTA SECTION 5310 @50 % SM RURAL	LOCAL	50.00	Y	F
FTA_5310_80	FTA SECTION 5310 @ 80% SM RURAL	LOCAL	80.00	Y	F
FTA_5311_10	FTA-5311 60%@ 50%, 40% @ 20% MATCH	STATE	58.80	Y	F
FTA_5311_100	FTA SECTION 5311 GRANT AT 0% MATCH	LOCAL	100.00	Y	F
FTA_5311_50%	FTA SECTION 5311 GRANT 50 % MATCH	LOCAL	50.00	Y	F
FTA_5311_80	FTA SECTION 5311 @ 80%	LOCAL	80.00	Y	F
FTA_5316_10	FTA- 5316 JOB ACCESS & REVERSE COMMUTE	STATE	58.80	Y	F



UDOT electronic Program Management

STIP Planning Fund Table



epm381_plan_fund (Rev 448)

Report run on: September 1, 2015 11:21 AM

Plan Fund	Description	Category	Fed Aid	Reg	Fed/St
FTA_5317	TRANSIT - NEW FREEDOM PROGRAM	STATE	50.00	Y	F
FTA_5317_10	FTA-5317 NEW FREEDOM PROGRAM	STATE	58.80	Y	F
FTA_5329_80	FTA SECTION 5329 @ 80 %	LOCAL	80.00	Y	F
FTA_5339_80	FTA SECTION 5339 @ 80 %	LOCAL	80.00	Y	F
FTA_ILL	FED TRANSIT ADMINISTRATION ILLUSTRATIVE	STATE	80.00	Y	F
HPP_1702@100	EARMARK - HPP - SEC 1702 @ 100 %	EARMARK	100.00	Y	F
HSIP	HIGHWAY SAFETY IMPROVEMENT PROGAM	SAFETY	93.23	Y	F
HSIP_100%	HIGHWAY SAFETY PROGRAM @ 100 % FA	SAFETY	100.00	Y	F
HSIP_HRRR	HIGH RISK RURAL ROADS	SAFETY	93.23	Y	F
HSIP_HRRR@1	HSIP HIGH RISK RUAL ROADS @100%	SAFETY	100.00	Y	F
IM	INTERSTATE MAINTENANCE	IM	94.18	Y	F
IRR	INDIAN RESERVATION ROADS	INDIAN	100.00	Y	F
ITS_RESEARCH	ITS RESEARCH ALLOCATION OF FUNDS	MISC	50.00	Y	F
LHIP	HIGHWAY INFRASTRUCTURE	MISC	80.00	Y	F
LOCAL_GOV	LOCAL GOVERNMENT FUNDS	LOCAL	0.00	Y	L
LOCAL_INKIND	LOCAL IN KIND (SOFTMATCH)	LOCAL	0.00	Y	O
L_BETTERMENT	LOCAL GOVT - BETTERMENT CO-OP	LOCAL	0.00	Y	O
L_CORR-WEBER	CORRIDOR PRESERVATION - WEBER CO	LOCAL	0.00	Y	O
L_CORR_DAVIS	CORRIDOR PRESERVATION - DAVIS CO	LOCAL	0.00	Y	O
L_CORR_MATCH	CORRIDOR PRESERVATION - STATE MATCH	LOCAL	0.00	Y	O
L_CORR_UTCO	CORRIDOR PRESERVATION - UTAH CO	LOCAL	0.00	Y	O
L_CORR_WASH	CORRIDOR PRESERVATION - WASHINGTON CO	LOCAL	0.00	Y	L
L_PASS_MATCH	LOCAL PASS THUR MATCH	LOCAL	0.00	Y	L
NHPP_BR	NAT'L HIGHWAY PERFORM PROG. BRIDGE ON	NHPP	93.23	Y	F
NHPP_IM	NAT'L HIGHWAY PERFORM PROGRAM - IM	NHPP	94.18	Y	F
NHPP_NHS	NAT'L HIGHWAY PERFORM PROG. NHS ROUTES	NHPP	93.23	Y	F
NHS	NATIONAL HIGHWAY SYSTEM	NH	93.23	Y	F
NRT	NATIONAL RECREATION TRAILS	REC TRAILS	50.00	Y	F
NSTI	NATIONAL SUMMER TRANSPORTATION INSTITUTE	MISC	100.00	Y	F
OTHER	PRIVATE FUNDS	MISC	0.00	Y	O
PL_CMPO	PLANNING MPO (CACHE)	STP	93.23	Y	F
PL_DMPO	PLANNING MPO (DIXIE)	STP	93.23	Y	F
PL_MAG	PLANNING MPO (MAG)	STP	93.23	Y	F
PL_WFRC	PLANNING MPO (WFRC)	STP	93.23	Y	F
R/H_DEVICES	RAIL / HWY - PROTECTIVE DEVICES	RAIL/HWY	93.23	Y	F
R/H_HAZ_ELIM	RAIL / HWYS - CROSSINGS HAZARD ELIM	RAIL/HWY	93.23	Y	F
SAFETY_406	SAFETY INITIATIVES SECTION 406 PROGRAM	SAFETY	100.00	Y	F
SEC164_HSIP	SECTION 164 PENALTIES-FOR HSIP	HSIP	93.23	Y	F
SPR_P	STATEWIDE PLANNING & RESEARCH (PLANNING)	SPR	80.00	Y	F
SPR_P_100%	SPR PLANNING FUNDS @ 100%	SPR	100.00	Y	F
SPR_P_MAG	SPR PLANNING FUNDS MAG	SPR	100.00	Y	F
SPR_P_WFRC	WFRC PLANNING FUNDS	SPR	100.00	Y	F
SPR_R	STATEWIDE PLANNING & RESEARCH (RESEARCH)	SPR	80.00	Y	F
SPR_R_100%	SPR POOLED FUND 100%	SPR	100.00	Y	F
SR2S_INFR	SAFE ROUTES TO SCHOOLS - INFRASTRUCTURE	SAFETY	100.00	Y	F



UDOT electronic Program Management

STIP Planning Fund Table



epm381_plan_fund (Rev 448)

Report run on: September 1, 2015 11:21 AM

Plan Fund	Description	Category	Fed Aid	Reg	Fed/St
SR2S_OPT	SAFE ROUTES TO SCHOOLS - EITHER	SAFETY	100.00	Y	F
SR2S_PRGM	SAFE ROUTES TO SCHOOLS - PROGRAM ADMIN	STATE	100.00	Y	F
STP_BR	STP - JHC BRIDGE FUNDS UNDER MAPP-21	STP	93.23	Y	F
STP_BRIDGE	STP - BRIDGE FUNDS FOR STATE PROJECTS	STP	93.23	Y	F
STP_ENH_EAC	STP - ENHANCEMENT - ADVISORY COMM	STP	80.00	Y	F
STP_ENH_ST	STP - ENHANCEMENT - STATE	STP	80.00	Y	F
STP_FLX_100%	STP - FLEXIBLE @ 100 FEDERAL FUNDING	STP	100.00	Y	F
STP_FLX_CMPO	STP - FLEXIBLE CACHE (CMPO)	STP	93.23	Y	F
STP_FLX_DMPO	STP - FLEXIBLE DIXIE (DMPO)	STP	93.23	Y	F
STP_FLX_ST	STP - FLEXIBLE (ANY AREA) STATEWIDE	STP	93.23	Y	F
STP_FLX_WFRC	STP - FLEXIBLE (WFRC)	STP	93.23	Y	F
STP_RURAL	STP-RURAL (NON URBAN)	STP	93.23	Y	F
STP_SU_CMPO	STP - SMALL URBAN (CACHE)	STP	93.23	Y	F
STP_SU_DMPO	STP - SMALL URBAN (DIXIE)	STP	93.23	Y	F
STP_SU_JHC	STP - SMALL URBAN (JHC)	STP	93.23	Y	F
STP_SU_JHC@1	STP- SMALL URBAN (JHC) @ 100 %	STP	100.00	Y	F
STP_SU_MAG	STP - SMALL URBAN SOUTH UTAH CO (MAG)	STP	93.23	Y	F
STP_TAP_ST	CONVERTED TAP FUNDS TO STP	TAP	93.23	Y	F
STP_URB_O/L	STP - URBAN AREA OGDEN / LAYTON (WFRC)	STP	93.23	Y	F
STP_URB_P/O	STP - URBAN AREA PROVO/OREM (MAG)	STP	93.23	Y	F
STP_URB_SL	STP - URBAN AREA SALT LAKE (WFRC)	STP	93.23	Y	F
STP_URB_SL@1	STP SALT LAKE URBAN FUNDS @ 100 %	STP	100.00	Y	F
STP_UR_O/L@1	STP - O/L URBAN AREA @ 100%	STP	100.00	Y	F
STP_UR_P/O@1	STP-URBAN STEA 03 FUNDS	STP	100.00	Y	F
ST_ADA_RAMPS	STATE CONST-ADA RAMP PLACEMENTS	STATE	0.00	Y	S
ST_APPROP	STATE APPROPRIATED BUDGET	STATE	0.00	Y	S
ST_ATMS	STATE CONST - ATMS STATEWIDE	STATE	0.00	Y	S
ST_BARRIER	STATE CONST - BARRIER TREATMENTS	STATE	0.00	Y	S
ST_BONDS_MVC	MTN VIEW CORRIDOR - LEG APPROVED BONDING	STATE	0.00	Y	S
ST_BRIDGE	STATE CONST - BRIDGE PROGRAM	STATE	0.00	Y	S
ST_CHF	CENTENNIAL HIGHWAY FUND	STATE	0.00	Y	S
ST_CHF_TIF	CENTENNIAL HWY FUND - DEPOSITS TO TIF	STATE	0.00	Y	S
ST_CLS_ADJ	CLOSE ADJUSTMENTS	STATE	0.00	N	S
ST_CONCEPT_D	REGION CONCEPT DEVELOPMENT	STATE	0.00	Y	S
ST_CONCPT_D1	REGION ONE CONCEPT FUNDS	STATE	0.00	Y	S
ST_CONCPT_D2	REGION TWO CONCEPT FUNDS	STATE	0.00	Y	S
ST_CONCPT_D3	REGION THREE CONCEPT FUNDS	STATE	0.00	Y	S
ST_CONCPT_D4	REGION FOUR CONCEPT FUNDS	STATE	0.00	Y	S
ST_CONST	STATE CONSTRUCTION	STATE	0.00	Y	S
ST_CONT_PG	STATE CONST - PROGRAMMING CONTINGENCY	STATE	0.00	Y	S
ST_CONT_R1	STATE CONST - REGION 1 CONTINGENCY	STATE	0.00	Y	S
ST_CONT_R2	STATE CONST - REGION 2 CONTINGENCY	STATE	0.00	Y	S
ST_CONT_R3	STATE CONST - REGION 3 CONTINGENCY	STATE	0.00	Y	S
ST_CONT_R4	STATE CONST - REGION 4 CONTINGENCY	STATE	0.00	Y	S
ST_CORR_C EVP	STATE CONST - CORRIDOR STUDIES & C EVP	STATE	0.00	Y	S



UDOT electronic Program Management

STIP Planning Fund Table



epm381_plan_fund (Rev 448)

Report run on: September 1, 2015 11:21 AM

Plan Fund	Description	Category	Fed Aid	Reg	Fed/St
ST_CORR_PRES	OTHER CORRIDOR PRESERVATION FUNDS	STATE	0.00	Y	S
ST_EXCHANGE	STATE CONST - FUNDS EXCHANGE PROGRAM	STATE	0.00	Y	S
ST_EXPRESS	EXPRESS LANES REVENUE - CAPITAL PRGM	STATE	0.00	Y	S
ST_GF_BRIDGE	GENERAL FUND - BRIDGE PROGRAM	STATE	0.00	Y	S
ST_GF_CHN	GENERAL FUND - CRITICAL HIGHWAY NEEDS	STATE	0.00	Y	S
ST_GF_HB173	STATE CONSTRUCTION PER HB 173	STATE	0.00	Y	S
ST_GF_HB185	GENERAL FUND - HB 185 (2010)	STATE	0.00	Y	S
ST_GF_HB242	GENERAL FUND - HB 242 (2009)	STATE	0.00	Y	S
ST_GF_HB3	GENERAL FUND - HB 3 (2012) ITEM 49	STATE	0.00	Y	S
ST_GF_HCP	GENERAL FUND - HWY CONSTRUCTION PRGM	STATE	0.00	Y	S
ST_GF_OTHER	GENERAL FUND - OTHER	STATE	0.00	Y	S
ST_GF_STUDY	STATEWIDE E/W CORRIDOR PLANNING STUDY	STATE	0.00	Y	S
ST_GF_TIF	GENERAL FUND - TRANSP INVESTMENT FUND	STATE	0.00	Y	S
ST_HB377/TF	TRANSPORTATION FUNDING FROM HB377	STATE	0.00	Y	S
ST_HWY_TRNSF	STATE CONST - JURISDICTIONAL TRANSFER	STATE	0.00	Y	S
ST_INELIGIBL	STATE INELIGIBLE FUNDS USED TO CLOSE OUT	STATE	0.00	Y	S
ST_INS-RECOV	FUNDS RECOVERED FOR DAMAGE REPAIR	STATE	0.00	Y	S
ST_KW_KW_C	KNOW WHERE KNOW WHY CAMPAIN	STATE	0.00	Y	S
ST_LIGHTING	STATE CONST - LIGHTING	STATE	0.00	Y	S
ST_MATCH	STATE MATCHING FUNDS - F.A. PROGRAM	STATE	0.00	Y	S
ST_MOTOR_CAR	STATE MOTOR CARRIER FUNDS	STATE	0.00	Y	S
ST_PK_ACCESS	STATE PARK ACCESS ROADS (JHC)	STATE	0.00	Y	S
ST_PR	STATE - PUBLIC RELATIONS	STATE	0.00	Y	S
ST_PVMT	STATE CONST - PAVEMENT PRESERVATION	STATE	0.00	Y	S
ST_QTR_QTR	QUARTER OF QUARTER	STATE	0.00	Y	S
ST_RET_ROW	STATE FUNDS RETAINED FROM RIGHT OF WAY	STATE	0.00	Y	S
ST_SAFE_SIDE	SAFE SIDEWALK PROGRAM FUNDS	STATE	0.00	Y	S
ST_SB215	SALT LAKE COUNTY BOND PROJECTS	STATE	0.00	Y	S
ST_SIB_LG	SIB FUNDS FOR LOCAL GOVERNMENT	STATE	0.00	Y	S
ST_SIGNALS	STATE CONSTRUCTION - SIGNAL PROGRAM	STATE	0.00	Y	S
ST_SIGNING	STATE CONST - SIGNING	STATE	0.00	Y	S
ST_SIGNL_M&O	SIGNALS MAINTENANCE & OPERATIONS	STATE	0.00	Y	S
ST_SPOT_MNT	STATE CONST - MAINT SPOT IMPROVEMENTS	STATE	0.00	Y	S
ST_SPOT_SFTY	STATE CONST - SAFETY SPOT IMPROVEMENTS	STATE	0.00	Y	S
ST_SRPLS_DOC	STATE SURPLUS PROPERTY DOCUMENTATION	STATE	0.00	Y	S
ST_STLMNT	STATE SETTLEMENT FUNDS	STATE	0.00	Y	S
ST_TIF	STATE TIF FUNDS	STATE	0.00	Y	S
ST_TIF_EXCH	TIF FUNDS EXCHANGED FOR FEDERAL FUNDS	STATE	0.00	Y	S
ST_TIF_HB377	GENERAL FUND - HB 377 (2013)	STATE	0.00	Y	S
ST_TIF_SB229	TIF FUNDS - SB229 (2012)	STATE	0.00	Y	S
TAP_FLEX	TRANSPORTATION ALTERNATIVE PROGRAM	TAP	93.23	Y	F
TAP_NU_JHC	TRANS ALT PROGRAM - NON URBAN JHC	TAP	93.23	Y	F
TAP_SU_CMPO	TRANS ALT PROGRAM - CMPO	TAP	93.23	Y	F
TAP_SU_DMPO	TRANS ALT PROGRAM - DMPO	TAP	93.23	Y	F
TAP_SU_JHC	TRANS ALT PROGRA - JHC	TAP	93.23	Y	F



UDOT electronic Program Management

STIP Planning Fund Table



epm381_plan_fund (Rev 448)

Report run on: September 1, 2015 11:21 AM

Plan Fund	Description	Category	Fed Aid	Reg	Fed/St
TAP_URB_MAG	TRANS ALT PROGRAM - MAG	TAP	93.23	Y	F
TAP_URB_WFRC	TRANSPORTATION ALT PROGRAM - WFRC	TAP	93.23	Y	F
TIGGER	TRANSIT -GAS/ ENERGY REDUCTION GRANT	STP	100.00	Y	F
UTA_FUNDS	UTA FUNDS	LOCAL	0.00	Y	O
UTCO_BOND	UTAH COUNTY TRANSPORTATION BOND	LOCAL	0.00	Y	O

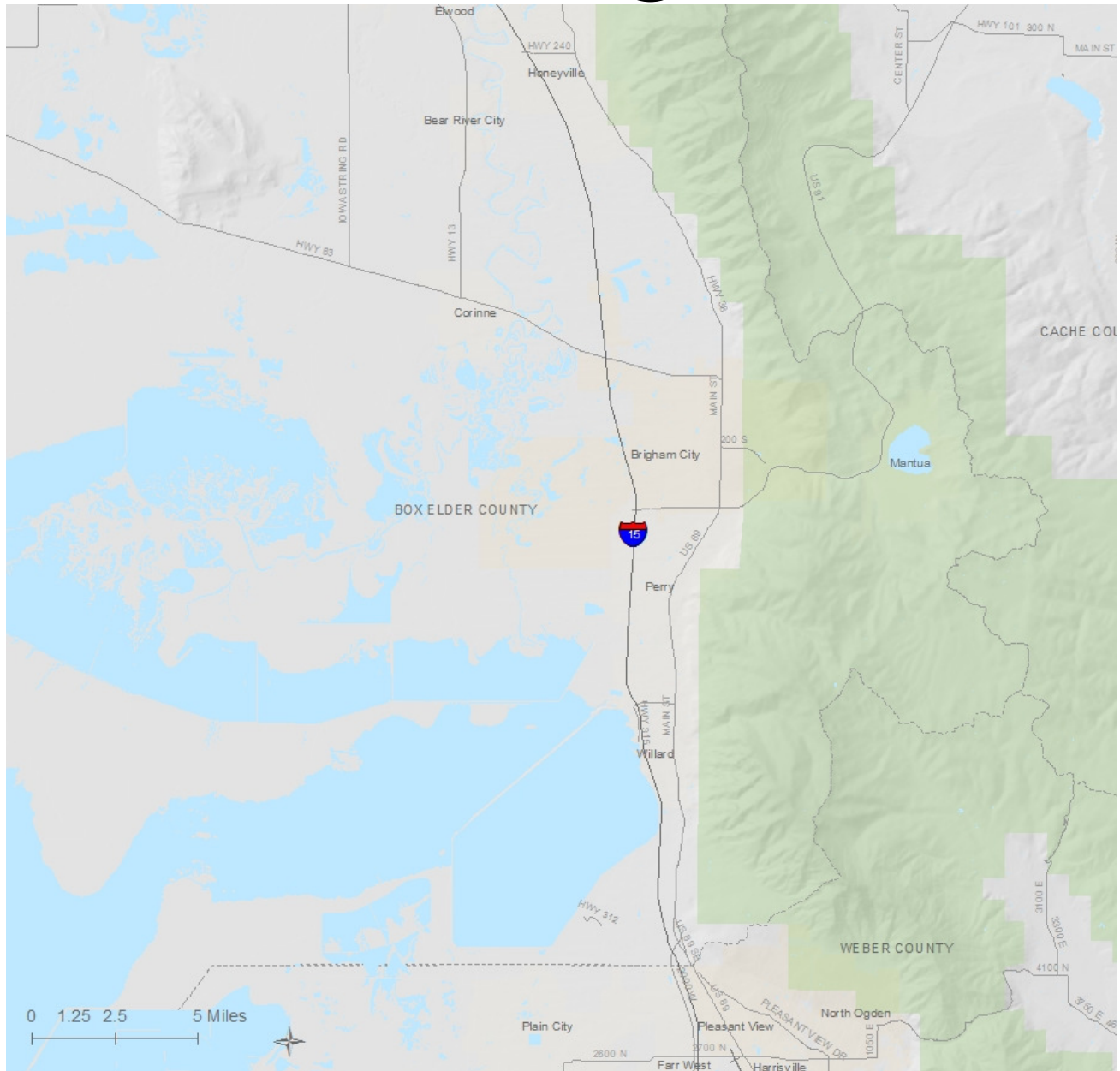
Box Elder County

The Wasatch Front Regional Council (WFRC) is responsible for coordinating the transportation planning process in the Salt Lake/ West Valley and the Ogden-Layton urbanized areas as the designated Metropolitan Planning Organization (MPO).

Only the Cities of Brigham City, Perry and Willard in Box Elder are included in the WFRC Area, specifically in the Ogden/ Layton Urbanized Area.

Only the projects within the urbanized boundaries of the Ogden/ Layton area (Brigham City, Perry, and Willard) are actually part of the WFRC 2016-2021 Transportation Improvement Program (TIP).

Other project in Box Elder County are listed only for reference.





DRAFT

DRAFT for Release to FHWA/FTA for Review

UDOT electronic Program Management Statewide Transportation Improvement Program



STIP 2016-2021

Report Run on: Sep 01, 2015, 10:40 A.M.

epm345_stip_report (Rev 723)

Region	PIN	Status	Project No.	Rt.	Beg	Len	PIN Description / Project Location				Concept Description				
		Fund	Prior		2016		2017	2018	2019	CD	Total	Fed Aid	State	Other	
Box Elder County Projects															
BOX EL	12389	STIP	S-0102(10)8		102	8	SR-102; Bridge over West Canal, D-820				Replacement and Rehabilitation - Structure				
		To Be Adv Dt:					SR-102; MP 8.08 - 8.19								
		ST_BRIDGE			\$0	\$0	\$0	\$310,000	\$0	\$0	\$310,000	\$0	\$310,000	\$0	
BOX EL	11476	Scoping	S-0240(2)0		240		I-15; Honeyville Interchange, F-24				Replacement and Rehabilitation - Structure				
		To Be Adv Dt:	10/19/16				SR-240; MP .04 - .17								
		NHPP_BR			\$0	\$0	\$0	\$0	\$0	\$0	\$0	\$0	\$0	\$0	
		ST_BRIDGE			\$0	\$0	\$4,500,000	\$0	\$0	\$0	\$4,500,000	\$0	\$4,500,000	\$0	
			Total		\$0	\$0	\$4,500,000	\$0	\$0	\$0	\$4,500,000	\$0	\$4,500,000	\$0	
BOX EL	12623	STIP	F-1104(1)4		1104	4	Corinne Canal Bridge, Box Elder Co., 003025D				Replacement and Rehabilitation - Structure				
		Will Not Adv					Cnty:FA-1104; MP 4.49 - 4.63								
		STP_BR			\$0	\$0	\$0	\$410,000	\$0	\$0	\$410,000	\$382,243	\$27,757	\$0	
BOX EL	9984	Undr Const	F-LC03(16)		1127	2	1000 North: 2300 West to I-15				Small Urban				
		Adv Dt:	02/07/15				Other: 1000 NORTH TREMONTON to: 1.82 for: 1.82								
		STP_SU_JHC			\$1,070,369	\$2,247	\$0	\$0	\$0	\$0	\$1,072,616	\$1,000,000	\$0	\$72,616	
		LOCAL_GOV			\$100,000	\$0	\$0	\$0	\$0	\$0	\$100,000	\$0	\$0	\$100,000	
			Total		\$1,170,369	\$2,247	\$0	\$0	\$0	\$0	\$1,172,616	\$1,000,000	\$0	\$172,616	
BOX EL	13929	STIP	F-LC03(19)		MULT		500 W AT 700 S. AND FOREST ST., BRIGHAM CITY				Intersection Modification				
		Will Not Adv					500 West at 700 South, 200 South and Forest Street (Center Street), Brigham City Utah								
		CMAQ_BOX_ELD			\$0	\$445,759	\$0	\$0	\$0	\$0	\$445,759	\$415,581	\$30,178	\$0	
BOX EL	13932	Scoping	F-LC03(22)		OTHER		750 North 200 West, Willard City				Intersection Modification				
		Will Not Adv					750 North 200 West, Willard City, Utah								
		CMAQ_BOX_ELD			\$0	\$85,000	\$0	\$0	\$0	\$0	\$85,000	\$79,246	\$0	\$5,755	
BOX EL	11991	Scoping	F-LC03(18)				1100 West & SR-91				Intersection Modification				
		To Be Adv Dt:	01/05/16				1100 West & SR-91								
		STP_URB_O/L			\$0	\$0	\$311,059	\$1,287,139	\$0	\$0	\$1,598,198	\$1,490,000	\$0	\$108,198	
		ST_CONT_PG			\$0	\$0	\$0	\$0	\$0	\$0	\$0	\$0	\$0	\$0	
		ST_CONCPT_D1			\$2,917	\$0	\$0	\$0	\$0	\$0	\$2,917	\$0	\$2,917	\$0	
			Total		\$2,917	\$0	\$311,059	\$1,287,139	\$0	\$0	\$1,601,115	\$1,490,000	\$2,917	\$108,198	
BOX EL	13930	STIP	F-LC03(20)				Brigham City - Alternatvie Fuel Vehicle				Local/MPO/Other Agency Pass-Through				
		Will Not Adv					Brigham City								
		CMAQ_BOX_ELD			\$0	\$105,000	\$0	\$0	\$0	\$0	\$105,000	\$97,892	\$0	\$7,109	



DRAFT

DRAFT for Release to FHWA/FTA for Review

UDOT electronic Program Management Statewide Transportation Improvement Program



STIP 2016-2021

Report Run on: Sep 01, 2015, 10:40 A.M.

epm345_stip_report (Rev 723)

Region	PIN	Status	Project No.	Rt.	Beg	Len	PIN Description / Project Location				Concept Description			State	Other
		Fund	Prior		2016		2017	2018	2019		CD	Total	Fed Aid		
Box Elder County Projects															
BOX EL	13931	Scoping Will Not Adv	F-LC03(21)				Tremonton City - Alternative Fuel Vehicle Tremonton City					Local/MPO/Other Agency Pass-Through			
		CMAQ_BOX_ELD			\$0	\$150,000	\$0	\$0	\$0		\$0	\$150,000	\$139,845	\$0	\$10,155
BOX EL	5599	Active Will Not Adv	S-0013(40)8	13	8		SR-13; UPRR Property Purchase SR-13; MP 8.35 - 8.38					ROW			
		ST_CONT_R1			\$75,553	\$0	\$0	\$0	\$0		\$0	\$75,553	\$0	\$75,553	\$0
		11668													
BOX EL	12135	Active To Be Adv Dt: 09/28/15	F-0013(41)3	13	3	3	SR-13; 620 N to I-15 SR-13; MP 2.50 - 5.37					Minor Rehabilitation - Roadway			
		ST_CONCPT_D1			\$15,490	\$0	\$0	\$0	\$0		\$0	\$15,490	\$0	\$15,490	\$0
		12276 STP_FLX_ST			\$0	\$6,265,000	\$0	\$0	\$0		\$0	\$6,265,000	\$5,840,860	\$424,141	\$0
		EQ_BONUS(MG)			\$235,000	\$0	\$0	\$0	\$0		\$0	\$235,000	\$219,091	\$15,910	\$0
		Total			\$250,490	\$6,265,000	\$0	\$0	\$0		\$0	\$6,515,490	\$6,059,950	\$455,540	\$0
BOX EL	5599	Scoping Will Not Adv	S-0030(56)93	30	93	1	SR-30; Safety Improvements at Bear Hollow Dev. SR-30; MP 93.10 - 93.80					Contingency Funds			
		ST_CONT_R1			\$129,757	\$0	\$0	\$0	\$0		\$0	\$129,757	\$0	\$129,757	\$0
		12737													
BOX EL	5775	Active Will Not Adv	S-0030(58)92	30	92		SR-30; MP 91.9, Intersection Improvements SR-30; MP 91.90 - 91.90					Spot Safety/Intersection Improvements			
		ST_SPOT_SFTY			\$125,000	\$0	\$0	\$0	\$0		\$0	\$125,000	\$0	\$125,000	\$0
		12178													
BOX EL	5930	Scoping Will Not Adv	S-0030(55)6	30	6		SR-30; Safety Improvements at MP 6 SR-30; MP 6.00 - 6.15					Spot improvement			
		ST_SPOT_MNT			\$66,000	\$0	\$0	\$0	\$0		\$0	\$66,000	\$0	\$66,000	\$0
		12843													
BOX EL	5599	Scoping Will Not Adv	S-0082(5)0	82			SR-82; Tremonton Drainage SR-82; MP .10 - .15					Drainage - Maint			
		ST_CONT_R1			\$0	\$0	\$0	\$0	\$0		\$0	\$0	\$0	\$0	\$0
		14078													
BOX EL	5599	Scoping Will Not Adv	S-0091(64)1	91	1	1	SR-91; Pipe Drain Ditch, Brigham City US-91; MP 1.00 - 2.00					Drainage			
		ST_CONT_R1			\$0	\$0	\$0	\$0	\$0		\$0	\$0	\$0	\$0	\$0
		13940													
BOX EL	10032	Scoping Will Not Adv	F-0091(58)2	91	2	2	SR-91; SR-13 to SR-90 US-91; MP 1.97 - 3.68					Preservation - Roadway			
		NHPP_NHS			\$12,000	\$888,000	\$0	\$0	\$0		\$0	\$900,000	\$839,070	\$60,930	\$0
		12258													



DRAFT

DRAFT for Release to FHWA/FTA for Review

UDOT electronic Program Management Statewide Transportation Improvement Program



STIP 2016-2021

Report Run on: Sep 01, 2015, 10:40 A.M.

epm345_stip_report (Rev 723)

Region	PIN	Status	Project No.	Rt.	Beg	Len	PIN Description / Project Location	Concept Description	CD	Total	Fed Aid	State	Other
		Fund	Prior		2016		2017	2018	2019				
Box Elder County Projects													
BOX EL	12132	Scoping	F-0091(65)2	91	2	2	US-91; SR-13 to SR-90	Preservation - Roadway					
		To Be Adv Dt: 09/14/15					US-91; MP 1.97 - 3.68						
		NHPP_NHS	\$55,000		\$845,000		\$0	\$0	\$0	\$0	\$900,000	\$839,070	\$60,930
	13441												\$0
BOX EL	5599	Scoping	S-0102(11)12	102	12	2	SR-102; Flatten Shoulder; Tremonton	Spot improvement					
		Will Not Adv					SR-102; MP 12.00 - 14.00						
		ST_CONT_R1	\$0		\$0		\$0	\$0	\$0	\$0	\$0	\$0	\$0
	13941												
BOX EL	11903	Active	F-0083(4)23	MULT			SR-83; Culvert MP 19.37 and 23.25	Drainage - Maint					
		To Be Adv Dt: 09/14/15					SR-83; MP 23.20 - 23.30 & SR-83; MP 19.36 - 19.39						
		EQ_BONUS(MG)	\$67,400		\$0		\$0	\$0	\$0	\$0	\$67,400	\$62,837	\$4,563
	12322	STP_FLX_ST	\$102,600		\$655,000		\$0	\$0	\$0	\$0	\$757,600	\$706,310	\$51,290
		Total	\$170,000		\$655,000		\$0	\$0	\$0	\$0	\$825,000	\$769,148	\$55,853
BOX EL	12132	Awarded	F-I84-6(122)8	MULT			I-84; E. Snowville to Hansel Valley	Preservation - Roadway					
		Adv Dt: 03/21/15					I-84; MP 7.73 - 15.81 & I-84; MP 7.73 - 15.81						
		IM	\$702,438		\$0		\$0	\$0	\$0	\$0	\$702,438	\$661,556	\$40,882
	12259	NHPP_IM	\$3,128,561		\$1		\$0	\$0	\$0	\$0	\$3,128,562	\$2,946,480	\$182,082
		Total	\$3,830,999		\$1		\$0	\$0	\$0	\$0	\$3,831,000	\$3,608,036	\$222,964
BOX EL	12132	Active	F-R199(181)	MULT			SR-83, SR-13; Various Locations Box Elder Counties	Preservation - Roadway					
		To Be Adv Dt: 09/09/15					SR-83; MP .00 - 14.03 & SR-13; MP 7.04 - 11.79						
		ST_PVMT	\$469,780		\$0		\$0	\$0	\$0	\$0	\$469,780	\$0	\$469,780
	12262	EQ_BONUS(MG)	\$55,000		\$0		\$0	\$0	\$0	\$0	\$55,000	\$51,277	\$3,724
		STP_FLX_ST	\$0		\$1,600,220		\$0	\$0	\$0	\$0	\$1,600,220	\$1,491,885	\$108,335
		Total	\$524,780		\$1,600,220		\$0	\$0	\$0	\$0	\$2,125,000	\$1,543,162	\$581,838
BOX EL	12132	Active	F-0013(42)1	MULT			SR-13; 700 S to 620 N	Preservation - Roadway					
		To Be Adv Dt: 09/14/15					SR-13; MP .63 - 2.53 & SR-13; MP .63 - 2.53						
		NHPP_NHS	\$45,000		\$355,000		\$0	\$0	\$0	\$0	\$400,000	\$372,920	\$27,080
	12268												\$0
BOX EL	5599	Scoping	S-R199(178)				Box Elder County Speed Trailer	Reimbursement/Settlement					
		Will Not Adv					Equipment to by Used in Box Elder County						
		ST_CONT_R1	\$8,100		\$0		\$0	\$0	\$0	\$0	\$8,100	\$0	\$8,100
	13054												\$0

Davis County

The Wasatch Front Regional Council (WFRC) is responsible for coordinating the transportation planning process in the Salt Lake/ West Valley and the Ogden-Layton urbanized areas as the designated Metropolitan Planning Organization (MPO).

The Cities of Davis County include;

Bountiful

Centerville

Clearfield Clinton

Farmington

Fruit Heights

Kaysville

Layton

North Salt Lake

South Weber

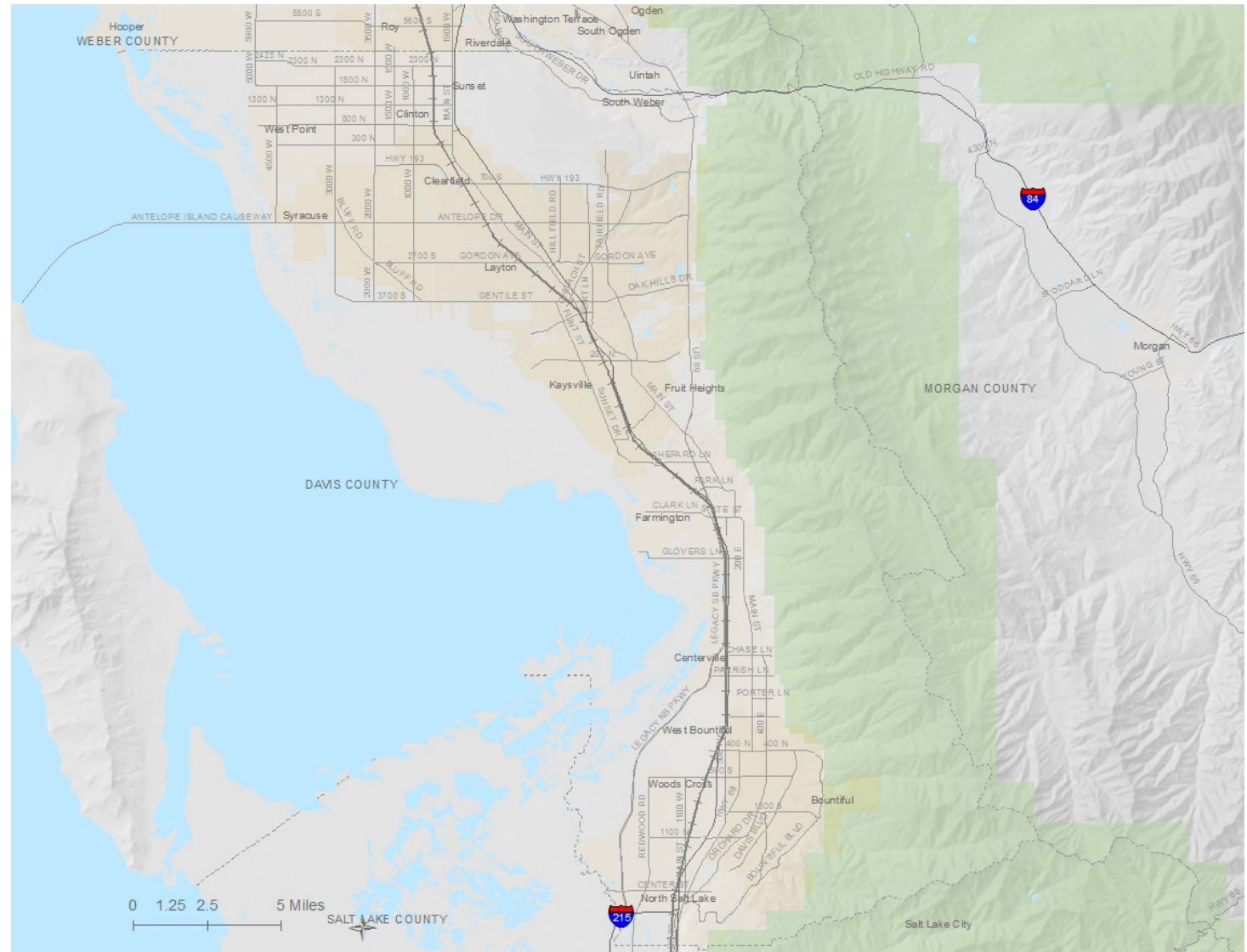
Sunset

Syracuse

West Bountiful

West Point

Woods Cross





DRAFT

DRAFT for Release to FHWA/FTA for Review

UDOT electronic Program Management Statewide Transportation Improvement Program



STIP 2016-2021

Report Run on: Sep 01, 2015, 10:40 A.M.

epm345_stip_report (Rev 723)

Region	PIN	Status Fund	Project No. Prior	Rt.	Beg Len 2016	PIN Description / Project Location 201720182019				Concept Description CDTotalFed AidStateOther				
Davis County Projects														
DAVIS	6465	Undr Const Will Not Adv ST_GF_HCP	S-0105(5)0	15	319	PARRISH LANE RAILROAD BRIDGE CROSSING PARRISH LANE RAILROAD BRIDGE CROSSING				Bridge Rehabilitation				
			\$0		\$8,000,000	\$0	\$0	\$0	\$0	\$8,000,000	\$0	\$8,000,000	\$0	
DAVIS	11275	Active To Be Adv Dt: 12/08/15	F-I15-7(320)329	15	329	1	I-15; Lagoon to Layton Pkwy I-15; MP 328.68 - 329.96				Choke Point			
		CMAQ_WFRC	\$0		\$10,726		\$229,540	\$0	\$0	\$0	\$240,266	\$224,000	\$16,266	\$0
		IM	\$360,000		\$0		\$0	\$0	\$0	\$0	\$360,000	\$339,048	\$20,952	\$0
		NHPP_IM	\$0		\$9,740,000		\$5,000,000	\$0	\$0	\$0	\$14,740,000	\$13,882,132	\$857,868	\$0
		STP_FLX_ST	\$0		\$4,000,000		\$0	\$0	\$0	\$0	\$4,000,000	\$3,729,200	\$270,800	\$0
		Total	\$360,000		\$13,750,726		\$5,229,540	\$0	\$0	\$0	\$19,340,266	\$18,174,380	\$1,165,886	\$0
DAVIS	12064	Scoping To Be Adv Dt:	S-I15-7(318)323	15	323	1	I-15; Farmington Choke Point Environmental I-15; MP 322.60 - 323.80				Adding a lane/shoulder			
		ST_CONT_R1	\$0		\$10,000		\$0	\$0	\$0	\$0	\$10,000	\$0	\$10,000	\$0
DAVIS	12656	STIP Will Not Adv NHPP_IM	F-I15-7(325)327	15	327	2	I-15; NB Aux Lane Rest Area to 200 N., Kaysville I-15; MP 326.61 - 328.35				Adding a lane/shoulder			
			\$0		\$0		\$0	\$0	\$0	\$0	\$0	\$0	\$0	\$0
DAVIS	13823	Scoping To Be Adv Dt: 04/04/16	S-I15-7(329)332	15	332	Layton I-15 Crossing I-15; MP 332.10 - 332.20 & Layton I-15 Crossing				Upgrade Existing Interchange				
		ST_TIF	\$1,000,000		\$0		\$1,000,000	\$18,000,000	\$0	\$0	\$20,000,000	\$0	\$20,000,000	\$0
DAVIS	6552	Active Will Not Adv	F-0037(4)0	37		2	1800 NO. (SR-37) 2000 W, to I-15 Enviro. Study SR-37; MP .00 - 2.00				ENVIRONMENTAL DOCUMENT			
		STP_URB_O/L	\$1,772,617		\$587,138		\$0	\$0	\$0	\$0	\$2,359,755	\$2,200,000	\$159,755	\$0
		ST_CONCPT_D1	\$16,583		\$16,583		\$0	\$0	\$0	\$0	\$33,165	\$0	\$33,165	\$0
		Total	\$1,789,200		\$603,721		\$0	\$0	\$0	\$0	\$2,392,920	\$2,200,000	\$192,921	\$0
DAVIS	12674	Funding To Be Adv Dt:	NEWPROJ(12674)	68	64	1	SR-68; I-215 to Center St. SR-68; MP 63.65 - 64.37				Choke Point			
		NHPP_NHS	\$0		\$0		\$0	\$0	\$6,000,000	\$0	\$6,000,000	\$5,593,800	\$406,200	\$0
NEW														
DAVIS	13363	Scoping Will Not Adv	S-R199(190)	68	66	FY2015 Region One TAP, North Salt Lake SR-68; MP 65.62 - 65.82				Trails				
		LOCAL_GOV'T	\$14,000		\$0		\$0	\$0	\$0	\$0	\$14,000	\$0	\$0	\$14,000
		ST_PVMT	\$0		\$38,000		\$0	\$0	\$0	\$0	\$38,000	\$0	\$0	\$38,000
		Total	\$14,000		\$38,000		\$0	\$0	\$0	\$0	\$52,000	\$0	\$0	\$52,000



DRAFT

DRAFT for Release to FHWA/FTA for Review

UDOT electronic Program Management Statewide Transportation Improvement Program



STIP 2016-2021

Report Run on: Sep 01, 2015, 10:40 A.M.

epm345_stip_report (Rev 723)

Region	PIN	Status	Project No.	Rt.	Beg	Len	PIN Description / Project Location				Concept Description			State	Other
		Fund	Prior		2016		2017	2018	2019		CD	Total	Fed Aid		
Davis County Projects															
DAVIS	13120	STIP	F-LC11(59)	89	399		Nicholls Road / US-89 Grade Searation US-89; MP 398.50 - 398.90				PE				
		To Be Adv Dt: 09/06/16													
		STP_URB_O/L			\$0	\$0	\$0	\$0	\$0	\$1,081,100		\$1,081,100	\$1,007,910	\$0	\$73,190
DAVIS	10706	STIP	F-0103(2)0	103			SR-103; SR-126 to I-15 SR-103; MP .00 - .17				Intersection Modification				
		To Be Adv Dt:													
		STP_FLX_ST			\$0	\$0	\$0	\$3,046,229	\$0	\$0		\$3,046,229	\$2,839,999	\$206,230	\$0
DAVIS	12281	Active	F-0106(18)0	106			1 SR-106; 800 W to Main St SR-106; MP .00 - 1.05				Major Rehabilitation - Roadway				
		To Be Adv Dt: 09/02/15													
		ST_CONCPT_D1			\$9,198	\$0	\$0	\$0	\$0	\$0		\$9,198	\$0	\$9,198	\$0
		STP_FLX_ST			\$860,000	\$7,740,000	\$0	\$0	\$0	\$0		\$8,600,000	\$8,017,780	\$582,220	\$0
		Total			\$869,198	\$7,740,000	\$0	\$0	\$0	\$0		\$8,609,198	\$8,017,780	\$591,418	\$0
DAVIS	13362	Scoping	S-R199(189)	106	5		FY2015 Region One TAP, Centerville SR-106; 2100 North to Lund Lane				Trails				
		Will Not Adv													
		LOCAL_GOV			\$33,280	\$0	\$0	\$0	\$0	\$0		\$33,280	\$0	\$0	\$33,280
		ST_PVMT			\$0	\$50,000	\$0	\$0	\$0	\$0		\$50,000	\$0	\$0	\$50,000
		Total			\$33,280	\$50,000	\$0	\$0	\$0	\$0		\$83,280	\$0	\$0	\$83,280
DAVIS	11477	Scoping	S-0108(33)4	108	4		2 SR-108; SR-127 to SR-107 SR-108; MP 4.01 - 6.00				Reconstruct widening				
		To Be Adv Dt: 08/05/15													
		ST_TIF_SB229			\$0	\$0	\$0	\$0	\$0	\$0		\$0	\$0	\$0	\$0
		ST_CONCPT_D1			\$0	\$10,103	\$0	\$0	\$0	\$0		\$10,103	\$0	\$10,103	\$0
		ST_TIF			\$200,000	\$16,250,000	\$11,750,000	\$15,000,000	\$9,800,000	\$0		\$53,000,000	\$0	\$53,000,000	\$0
		Total			\$200,000	\$16,260,103	\$11,750,000	\$15,000,000	\$9,800,000	\$0		\$53,010,103	\$0	\$53,010,103	\$0
DAVIS	11946	Undr Const	S-0232(8)0	232			1 SR-232 & I-15; Hill Field Rd. Intrchg. Mod. SR-232; MP .00 - .75				Intersection Modification				
		Adv Dt: 11/18/14													
		ST_GF_HB173			\$544,453	\$2,055,547	\$0	\$0	\$0	\$0		\$2,600,000	\$0	\$2,600,000	\$0
		ST_TIF_HB377			\$0	\$400,000	\$0	\$0	\$0	\$0		\$400,000	\$0	\$400,000	\$0
		ST_TIF			\$1,538,530	\$34,100,000	\$0	\$0	\$0	\$0		\$35,638,530	\$0	\$35,638,530	\$0
		Total			\$2,082,983	\$36,555,547	\$0	\$0	\$0	\$0		\$38,638,530	\$0	\$38,638,530	\$0
DAVIS	10013	Active	S-1386(1)0	1386			1 1100 North Street: Redwood Road to 110 East Other: 1100 NORTH IN NO. SALT LAKE to: 1.00 for: 1.00				Reconstruct widening				
		Will Not Adv													
		ST_TIF_EXCH			\$2,135,200	\$0	\$0	\$0	\$0	\$0		\$2,135,200	\$0	\$2,135,200	\$0
		LOCAL_GOV			\$0	\$3,000,000	\$0	\$0	\$0	\$0		\$3,000,000	\$0	\$0	\$3,000,000
		Total			\$2,135,200	\$3,000,000	\$0	\$0	\$0	\$0		\$5,135,200	\$0	\$2,135,200	\$3,000,000



DRAFT

DRAFT for Release to FHWA/FTA for Review

UDOT electronic Program Management Statewide Transportation Improvement Program

**STIP 2016-2021**

Report Run on: Sep 01, 2015, 10:40 A.M.

epm345_stip_report (Rev 723)

Region	PIN	Status	Project No.	Rt. Beg Len	PIN Description / Project Location				Concept Description				
		Fund	Prior	2016	2017	2018	2019	CD	Total	Fed Aid	State	Other	
Davis County Projects													
DAVIS	10017	Scoping Will Not Adv	S-LC11(47)	MULT	3000 West; 300 North to 1300 North Other: 3000 WEST; 300 NO. TO 1300 NO. to: 1.20 for: 1.20				Reconstruct widening				
		ST_EXCHANGE		\$0	\$2,839,850	\$0	\$0	\$0	\$0	\$2,839,850	\$0	\$2,839,850	\$0
		STP_URB_O/L		\$0	\$0	\$0	\$0	\$0	\$0	\$0	\$0	\$0	\$0
		LOCAL_GOV'T		\$0	\$283,985	\$0	\$0	\$0	\$0	\$283,985	\$0	\$0	\$283,985
		Total		\$0	\$3,123,835	\$0	\$0	\$0	\$0	\$3,123,835	\$0	\$2,839,850	\$283,985
DAVIS	11092	Scoping To Be Adv Dt: 02/12/16	F-I15-7(309)318	MULT	650 North & I-15 Interchange/Intersection SR-103; MP .00 - .17 & SR-103; MP .00 - .17				Intersection Improvements				
		STP_FLX_ST		\$0	\$200,000	\$0	\$1,253,771	\$0	\$0	\$1,453,771	\$1,355,351	\$98,420	\$0
		CMAQ_WFRC		\$725,000	\$1,645,481	\$675,748	\$0	\$0	\$0	\$3,046,229	\$2,839,999	\$206,230	\$0
		Total		\$725,000	\$1,845,481	\$675,748	\$1,253,771	\$0	\$0	\$4,500,000	\$4,195,350	\$304,650	\$0
DAVIS	11623	Active Will Not Adv	S-R199(144)	MULT	I-15; Layton Interchanges Public Involvement SR-232; MP .00 - .75 & SR-108; MP .00 - .80				Document EA/EIS				
		ST_GF_HB173		\$1,100,000	\$0	\$0	\$0	\$0	\$0	\$1,100,000	\$0	\$1,100,000	\$0
DAVIS	11771	Active Will Not Adv	S-R199(151)	MULT	I-15; Layton Interchanges Environmental and Design SR-108; MP .00 - .80 & SR-232; MP .00 - .75				Intersection Modification				
		ST_TIF		\$1,048,000	\$0	\$0	\$0	\$0	\$0	\$1,048,000	\$0	\$1,048,000	\$0
		ST_GF_HB173		\$0	\$1,300,000	\$0	\$0	\$0	\$0	\$1,300,000	\$0	\$1,300,000	\$0
		ST_GF_TIF		\$0	\$500,000	\$0	\$0	\$0	\$0	\$500,000	\$0	\$500,000	\$0
		ST_TIF_HB377		\$1,500,000	\$0	\$0	\$0	\$0	\$0	\$1,500,000	\$0	\$1,500,000	\$0
		Total		\$2,548,000	\$1,800,000	\$0	\$0	\$0	\$0	\$4,348,000	\$0	\$4,348,000	\$0
DAVIS	12056	Awarded Adv Dt: 10/04/14	F-I215(173)28	MULT	I-215; I-15 Int. Bridge Rehab C-514, F-125, F-126 I-215; MP 28.25 - 28.63 & I-215; MP 28.25 - 28.49				Minor Rehabilitation - Structure				
		ST_CONT_R1		\$0	\$6,500	\$0	\$0	\$0	\$0	\$6,500	\$0	\$6,500	\$0
		NHPP_BR		\$1,308,671	\$2	\$0	\$0	\$0	\$0	\$1,308,673	\$1,220,076	\$88,597	\$0
		Total		\$1,308,671	\$6,502	\$0	\$0	\$0	\$0	\$1,315,173	\$1,220,076	\$95,097	\$0
DAVIS	12279	Active To Be Adv Dt: 09/21/15	F-0232(9)0	MULT	SR-232; I-15 to SR-193 SR-232; MP .45 - 2.25 & SR-232; MP .45 - 2.25				Minor Rehabilitation - Roadway				
		ST_CONCPT_D1		\$15,615	\$0	\$0	\$0	\$0	\$0	\$15,615	\$0	\$15,615	\$0
		STP_FLX_ST		\$400,000	\$7,200,000	\$0	\$0	\$0	\$0	\$7,600,000	\$7,085,480	\$514,520	\$0
		Total		\$415,615	\$7,200,000	\$0	\$0	\$0	\$0	\$7,615,615	\$7,085,480	\$530,135	\$0
DAVIS	13361	Scoping Will Not Adv	S-R199(188)	MULT	FY 2015 Region One TAP, West Bountiful Parrish Lane 400 East to 800 West				Trails				
		LOCAL_GOV'T		\$150,000	\$0	\$0	\$0	\$0	\$0	\$150,000	\$0	\$0	\$150,000
		ST_PVMT		\$0	\$150,000	\$0	\$0	\$0	\$0	\$150,000	\$0	\$0	\$150,000
		Total		\$150,000	\$150,000	\$0	\$0	\$0	\$0	\$300,000	\$0	\$0	\$300,000



DRAFT

DRAFT for Release to FHWA/FTA for Review

UDOT electronic Program Management Statewide Transportation Improvement Program



STIP 2016-2021

Report Run on: Sep 01, 2015, 10:40 A.M.

epm345_stip_report (Rev 723)

Region	PIN	Status	Project No.	Rt. Beg Len	PIN Description / Project Location				Concept Description			
		Fund	Prior	2016	2017	2018	2019	CD	Total	Fed Aid	State	Other
Davis County Projects												
DAVIS	13480	Scoping	S-R199(198)	MULT	US-89; Eagle Way to Oak Hills Dr, Frontage Roads				New Capacity			
		To Be Adv Dt: 08/24/15										
		ST_CONCPT_D1	\$32,785	\$0	\$0	\$0	\$0	\$0	\$32,785	\$0	\$32,785	\$0
		ST_TIF	\$0	\$250,000	\$0	\$0	\$0	\$0	\$250,000	\$0	\$250,000	\$0
		Total	\$32,785	\$250,000	\$0	\$0	\$0	\$0	\$282,785	\$0	\$282,785	\$0
DAVIS	7176	Active	S-0067(14)0	OTHER	West Davis Corridor EIS				Environmental Impact Study			
		Will Not Adv										
		ST_TIF_SB229	\$3,332,664	\$1,667,336	\$0	\$0	\$0	\$0	\$5,000,000	\$0	\$5,000,000	\$0
		ST_GF_CHN	\$0	\$9,500,000	\$0	\$0	\$0	\$0	\$9,500,000	\$0	\$9,500,000	\$0
		Total	\$3,332,664	\$11,167,336	\$0	\$0	\$0	\$0	\$14,500,000	\$0	\$14,500,000	\$0
DAVIS	7318	Active	S-R199(50)	OTHER	West Davis Corridor Preservation				CORRIDOR PRESERVATION			
		Will Not Adv										
		L_CORR_DAVIS	\$15,615,452	\$0	\$0	\$0	\$0	\$0	\$15,615,452	\$0	\$0	\$15,615,452
		L_CORR_MATCH	\$0	\$2,844,501	\$0	\$0	\$0	\$0	\$2,844,501	\$0	\$0	\$2,844,501
		Total	\$15,615,452	\$2,844,501	\$0	\$0	\$0	\$0	\$18,459,953	\$0	\$0	\$18,459,953
DAVIS	11090	Scoping	S-LC11(46)	OTHER	3000 West; 700 South to Bluff Road				Reconstruct widening			
		Will Not Adv										
		STP_URB_O/L	\$0	\$0	\$0	\$0	\$0	\$0	\$0	\$0	\$0	\$0
		ST_EXCHANGE	\$0	\$3,144,150	\$0	\$0	\$0	\$0	\$3,144,150	\$0	\$3,144,150	\$0
		LOCAL_GOV'T	\$0	\$314,415	\$0	\$0	\$0	\$0	\$314,415	\$0	\$0	\$314,415
		Total	\$0	\$3,458,565	\$0	\$0	\$0	\$0	\$3,458,565	\$0	\$3,144,150	\$314,415
DAVIS	13121	STIP	F-LC11(60)	OTHER	200 North & Angel Street Intersection				Intersection Modification			
		To Be Adv Dt: 09/06/16										
		STP_URB_O/L	\$0	\$10,726	\$0	\$257,428	\$536,308	\$2,467,438	\$3,271,900	\$3,050,392	\$0	\$221,508
DAVIS	13824	STIP	S-R199(193)	OTHER	West Davis Corridor PE from Antelope DR to I-15				New Capacity			
		Will Not Adv										
		ST_TIF	\$0	\$0	\$0	\$0	\$10,000,000	\$0	\$10,000,000	\$0	\$10,000,000	\$0
DAVIS	4955	Active	SP-9999(807)		West Davis Corridor; Corridor Preservation				Corridro Preservation			
		Will Not Adv										
		ST_CORR_PRES	\$17,480,322	\$0	\$0	\$0	\$0	\$0	\$17,480,322	\$0	\$17,480,322	\$0
DAVIS	11990	Active	F-LC11(50)		Project Planning Support -Weber & Davis County				Local/MPO/Other Agency Pass-Through			
		Will Not Adv										
		STP_URB_O/L	\$300,332	\$150,166	\$150,166	\$150,166	\$0	\$300,332	\$1,051,162	\$979,998	\$0	\$71,164



DRAFT

DRAFT for Release to FHWA/FTA for Review

UDOT electronic Program Management

Statewide Transportation Improvement Program



STIP 2016-2021

Report Run on: Sep 01, 2015, 10:40 A.M.

epm345_stip_report (Rev 723)

Region	PIN	Status	Project No.	Rt. Beg Len	PIN Description / Project Location				Concept Description			
		Fund	Prior	2016	2017	2018	2019	CD	Total	Fed Aid	State	Other
Davis County Projects												
DAVIS	11992	Active Will Not Adv	S-LC11(51)		3000 West/ 4300 West; 1400 North to 6000 South 3000 West/4300 West; 1400 North to 6000 South				Reconstruct widening			
		LOCAL_GOV		\$0	\$533,715	\$0	\$0	\$0	\$533,715	\$0	\$0	\$533,715
		ST_EXCHANGE		\$0	\$5,337,150	\$0	\$0	\$0	\$5,337,150	\$0	\$5,337,150	\$0
		STP_URB_O/L		\$0	\$0	\$0	\$0	\$0	\$0	\$0	\$0	\$0
		Total		\$0	\$5,870,865	\$0	\$0	\$0	\$5,870,865	\$0	\$5,337,150	\$533,715
DAVIS	11996	Scoping To Be Adv Dt: 10/05/15	F-LC11(53)		800 North; Main St (SR-126) to 450 West 800 North; Main St (SR-126) to 450 West				Reconstruct no widening			
		ST_CONT_PG		\$0	\$10,726	\$0	\$0	\$0	\$10,726	\$0	\$10,726	\$0
		STP_URB_O/L		\$0	\$0	\$0	\$1,340,770	\$1,070,471	\$2,411,241	\$2,248,000	\$0	\$163,241
		ST_CONCPT_D1		\$1,972	\$1,240	\$0	\$0	\$0	\$3,212	\$0	\$3,212	\$0
		Total		\$1,972	\$11,966	\$0	\$1,340,770	\$1,070,471	\$2,425,179	\$2,248,000	\$13,938	\$163,241
DAVIS	11997	Scoping To Be Adv Dt: 10/05/16	F-LC11(54)		300 North; 1000 West to 2000 West 300 North; 1000 West to 2000 West				Reconstruct no widening			
		STP_URB_O/L		\$0	\$0	\$0	\$1,072,616	\$1,598,198	\$2,670,814	\$2,490,000	\$0	\$180,814
		ST_CONT_PG		\$0	\$10,726	\$0	\$0	\$0	\$10,726	\$0	\$10,726	\$0
		ST_CONCPT_D1		\$1,540	\$866	\$0	\$0	\$0	\$2,405	\$0	\$2,405	\$0
		Total		\$1,540	\$11,592	\$0	\$1,072,616	\$1,598,198	\$2,683,945	\$2,490,000	\$13,131	\$180,814
DAVIS	12004	STIP Will Not Adv	F-R199(160)		I-15 - 200 North Kaysville NB I-15 - 200 North Kaysville NB On-Ramp Ramp Meters				Ramp Meters			
		CMAQ_WFRC		\$0	\$0	\$0	\$0	\$0	\$0	\$0	\$0	\$0
DAVIS	12013	Scoping Will Not Adv	F-LC11(58)		Center Street Trail; Redwood Rd to Legacy Pkwy Center Street Trail; Redwood Road to Legacy Parkway				Trails			
		LOCAL_GOV		\$0	\$13,942	\$0	\$0	\$0	\$13,942	\$0	\$0	\$13,942
		TAP_URB_WFRC		\$37,292	\$154,708	\$0	\$0	\$0	\$192,000	\$192,000	\$0	\$0
		Total		\$37,292	\$168,650	\$0	\$0	\$0	\$205,942	\$192,000	\$0	\$13,942
DAVIS	13122	Scoping Will Not Adv	F-LC11(61)		Center Street; Legacy Parkway to Redwood Road Center Street; Legacy Parkway to Redwood Road				Reconstruct widening			
		STP_URB_O/L		\$190,730	\$1,716,570	\$0	\$0	\$0	\$1,907,300	\$1,778,176	\$0	\$129,124
DAVIS	13133	STIP To Be Adv Dt: 06/04/18	F-0089(394)		US-89 VMS; Just North of Shepard Lane US-89 VMS; Just North of Shepard Lane				Traveler Information			
		CMAQ_WFRC		\$0	\$0	\$0	\$0	\$462,900	\$462,900	\$431,562	\$31,338	\$0
DAVIS	13140	STIP To Be Adv Dt:	F-LC11(62)		Emigrant Trail; 1300 North to 2425 North Emigrant Trail; 1300 North to 2425 North				Trails			
		TAP_URB_WFRC		\$0	\$268,154	\$0	\$0	\$0	\$268,154	\$250,000	\$0	\$18,154



DRAFT

DRAFT for Release to FHWA/FTA for Review

UDOT electronic Program Management Statewide Transportation Improvement Program



STIP 2016-2021

Report Run on: Sep 01, 2015, 10:40 A.M.

epm345_stip_report (Rev 723)

Region	PIN	Status Fund	Project No. Prior	Rt. Beg Len 2016	PIN Description / Project Location				Concept Description			State	Other
					2017	2018	2019	CD	Total	Fed Aid			
Davis County Projects													
DAVIS	14042	Funding To Be Adv Dt:	NEWPROJ(14042)										
		STP_URB_O/L		\$0	\$0	\$0	\$0	\$536,308	\$2,417,292	\$2,953,600	\$2,753,641	\$0	\$199,959
NEW													
DAVIS	14043	Funding To Be Adv Dt:	NEWPROJ(14043)										
		STP_URB_O/L		\$0	\$0	\$10,726	\$0	\$311,059	\$2,896,064	\$3,217,849	\$3,000,001	\$0	\$217,848
NEW													
DAVIS	14044	Funding To Be Adv Dt:	NEWPROJ(14044)										
		STP_URB_O/L		\$0	\$0	\$10,726	\$0	\$257,428	\$1,877,078	\$2,145,232	\$2,000,000	\$0	\$145,232
NEW													
DAVIS	14052	Funding To Be Adv Dt:	NEWPROJ(14052)										
		CMAQ_WFRC		\$0	\$0	\$0	\$0	\$172,008	\$160,892	\$332,900	\$310,363	\$22,537	\$0
NEW													
DAVIS	14053	Funding To Be Adv Dt:	NEWPROJ(14053)										
		CMAQ_WFRC		\$0	\$0	\$10,726	\$0	\$257,428	\$1,501,662	\$1,769,816	\$1,649,999	\$0	\$119,817
NEW													
DAVIS	5599	Active Will Not Adv	S-0037(11)0		37								
		ST_CONT_R1		\$2,766	\$0	\$0	\$0	\$0	\$0	\$2,766	\$0	\$2,766	\$0
12853													
DAVIS	5930	Scoping Will Not Adv	S-0060(7)7		60	7							
		ST_SPOT_MNT		\$24,000	\$0	\$0	\$0	\$0	\$0	\$24,000	\$0	\$24,000	\$0
13809													
DAVIS	5952	Active Will Not Adv	S-0089(397)388		89	388							
		ST_SIGNALS		\$50,000	\$0	\$0	\$0	\$0	\$0	\$50,000	\$0	\$50,000	\$0
13370													
DAVIS	12133	STIP To Be Adv Dt:	F-0103(3)0		103								
		STP_FLX_ST		\$0	\$0	\$0	\$0	\$0	\$0	\$0	\$0	\$0	\$0
13431													



DRAFT

DRAFT for Release to FHWA/FTA for Review

UDOT electronic Program Management Statewide Transportation Improvement Program



STIP 2016-2021

Report Run on: Sep 01, 2015, 10:40 A.M.

epm345_stip_report (Rev 723)

Region	PIN	Status Fund	Project No. Prior	Rt.	Beg Len 2016	PIN Description / Project Location 201720182019				Concept Description CD	Total	Fed Aid	State	Other	
Davis County Projects															
DAVIS	5952	Scoping Will Not Adv ST_SIGNALS	S-0105(7)0		105	SR-105 (Parrish Lane) & 1250 West (MP 0.18) SR-105; MP .18 - .18				Traffic Signal - New					
13817						\$10,000	\$215,000	\$0	\$0	\$0	\$0	\$225,000	\$0	\$225,000	\$0
DAVIS	5599	Active Will Not Adv ST_CONT_R1	S-0107(12)0		107	1	SR-107; Roadside Drainage Improvements, West Point SR-107; MP .00 - .50				Contingency Funds				
13155						\$80,000	\$0	\$0	\$0	\$0	\$0	\$80,000	\$0	\$80,000	\$0
DAVIS	12132	Scoping To Be Adv Dt: 09/14/15 ST_CONCPT_D1 STP_FLX_ST	F-0107(13)0		107	5	SR-107; SR-110 to SR-126 SR-107; MP .00 - 4.52				Preservation - Roadway				
12280						\$9,511	\$0	\$0	\$0	\$0	\$0	\$9,511	\$0	\$9,511	\$0
						\$70,000	\$730,000	\$0	\$0	\$0	\$0	\$800,000	\$745,840	\$54,160	\$0
			Total			\$79,511	\$730,000	\$0	\$0	\$0	\$0	\$809,511	\$745,840	\$63,671	\$0
DAVIS	11731	Scoping Will Not Adv ST_CONT_PG STP_FLX_ST EQ_BONUS(MG)	F-0108(32)0		108	1	SR-108; I-15 to SR-126 SR-108; MP .00 - .69				Minor Rehabilitation - Roadway				
11676						\$304	\$0	\$0	\$0	\$0	\$0	\$304	\$0	\$304	\$0
						\$0	\$1,370,000	\$0	\$0	\$0	\$0	\$1,370,000	\$1,277,251	\$92,749	\$0
						\$55,000	\$0	\$0	\$0	\$0	\$0	\$55,000	\$51,277	\$3,724	\$0
			Total			\$55,304	\$1,370,000	\$0	\$0	\$0	\$0	\$1,425,304	\$1,328,528	\$96,777	\$0
DAVIS	5952	Active Will Not Adv ST_SIGNALS	S-0126(28)7		126	7	SR-126 (Main Street) & 1300 North, Sunset (MP 6.7) SR-126; MP 6.74 - 6.74				Traffic Signal - New				
12616						\$300,000	\$0	\$0	\$0	\$0	\$0	\$300,000	\$0	\$300,000	\$0
DAVIS	5952	Scoping Will Not Adv ST_SIGNALS	S-0126(30)0		126	3	SR-126 (Main St) & SR-108 (Antelope Dr) Clearfield SR-126; MP 3.32 - 3.32				Traffic Signal - New				
12767						\$300,000	\$0	\$0	\$0	\$0	\$0	\$300,000	\$0	\$300,000	\$0
DAVIS	5952	Active Will Not Adv ST_SIGNALS	S-0127(4)1		127	1	New Signal at SR-127 & 3000 West in Syracuse SR-127; MP 1.46 - 1.56				Traffic Signal - New				
12039						\$100,000	\$30,000	\$0	\$0	\$0	\$0	\$130,000	\$0	\$130,000	\$0
DAVIS	5952	Active Will Not Adv ST_SIGNALS	S-0193(11)4		193	7	SR-193 (3000 No) & Greyhawk Drive, Layton (MP 4.3) SR-193; MP 7.10 - 7.10				Traffic Signal - New				
12599						\$150,000	\$0	\$0	\$0	\$0	\$0	\$150,000	\$0	\$150,000	\$0
DAVIS	5952	Scoping Will Not Adv ST_SIGNALS	S-0193(12)3		193	3	SR-193 & 1000 East (MP 3.22), Signal Upgrade STATEWIDE TRAFFIC SIGNALS NEW CONSTRUCTION				Traffic Signal - Upgrade				
13369						\$50,000	\$120,000	\$0	\$0	\$0	\$0	\$170,000	\$0	\$170,000	\$0



DRAFT

DRAFT for Release to FHWA/FTA for Review

UDOT electronic Program Management Statewide Transportation Improvement Program



STIP 2016-2021

Report Run on: Sep 01, 2015, 10:40 A.M.

epm345_stip_report (Rev 723)

Region	PIN	Status Fund	Project No. Prior	Rt.	Beg	Len	PIN Description / Project Location				Concept Description			State	Other
					2016		2017	2018	2019		CD	Total	Fed Aid		
Davis County Projects															
DAVIS	5952	Scoping Will Not Adv ST_SIGNALS	S-0193(13)0		193		SR-193 & 1550 West SR-193; MP .44 - .44					Traffic Signal - New			
							\$85,000	\$0	\$0	\$0	\$0	\$85,000	\$0	\$85,000	\$0
	13949														
DAVIS	10031	Undr Const Adv Dt: 10/18/14 NHS NHPP_NHS EQ_BONUS(MG) STP_FLX_ST	F-0193(10)1		193	3	2 SR-193, SR-126 to SR-232 SR-193; MP 2.79 - 5.17					Minor Rehabilitation - Roadway			
							\$245,750	\$0	\$0	\$0	\$0	\$245,750	\$229,113	\$16,637	\$0
	11547						\$2,699,919	\$0	\$0	\$0	\$0	\$2,699,919	\$2,517,134	\$182,785	\$0
							\$284,250	\$0	\$0	\$0	\$0	\$284,250	\$265,006	\$19,244	\$0
							\$579,720	\$0	\$0	\$0	\$0	\$579,720	\$540,473	\$39,247	\$0
			Total				\$3,809,639	\$0	\$0	\$0	\$0	\$3,809,639	\$3,551,726	\$257,913	\$0
DAVIS	12135	STIP To Be Adv Dt: STP_FLX_ST	F-0193(14)2		193	2	3 SR-193; SR-232 to US-89 SR-193; MP 2.19 - 5.67					Minor Rehabilitation - Roadway			
							\$0	\$3,750,000	\$0	\$0	\$0	\$3,750,000	\$3,496,125	\$253,875	\$0
	12291														
DAVIS	5952	Active Will Not Adv ST_SIGNALS	S-0227(4)0		227		New Signal at SR-227 & 200 West, Farmington SR-227; MP .44 - .54					Traffic Signal - New			
							\$225,000	\$0	\$0	\$0	\$0	\$225,000	\$0	\$225,000	\$0
	12036														
DAVIS	5952	Scoping Will Not Adv ST_SIGNALS	S-0232(10)1		232	1	SR-232; Antelope Dr. Signal Updgrade SR-232; MP 1.22 - 1.32					Traffic Signal - Upgrade			
							\$80,000	\$80,000	\$0	\$0	\$0	\$160,000	\$0	\$160,000	\$0
	14023														
DAVIS	6019	Undr Const Adv Dt: 02/28/15 HSIP SEC164_HSIP ST_SIGNALS	F-0273(9)2		273	2	SR-273; MP 2.0-2.2, Intersection Realign & Signal SR-273; MP 2.00 - 2.20					Intersection Improvements			
							\$140,000	\$0	\$0	\$0	\$0	\$140,000	\$130,522	\$9,478	\$0
	13023						\$460,000	\$0	\$0	\$0	\$0	\$460,000	\$428,858	\$31,142	\$0
							\$200,000	\$0	\$0	\$0	\$0	\$200,000	\$0	\$200,000	\$0
			Total				\$800,000	\$0	\$0	\$0	\$0	\$800,000	\$559,380	\$240,620	\$0
DAVIS	5952	Scoping Will Not Adv ST_SIGNALS	S-0089(409)399		MULT		US-89 & Nicholls Rd (MP 398.69) and 200 N (399.7) US-89; MP 399.70 - 399.70 & US-89; MP 398.70 - 398.70					Traffic Signal - New			
							\$10,000	\$140,000	\$0	\$0	\$0	\$150,000	\$0	\$150,000	\$0
	13906														
DAVIS	5952	Scoping Will Not Adv ST_SIGNALS	S-0089(410)0		MULT		US-89 & Oak Hills Dr, Cherry Ln, Antelope Dr US-89; MP 401.41 - 401.41 & US-89; MP 403.22 - 403.22 & US-89; MP 402.46 - 402.46					Traffic Signal - New			
							\$10,000	\$140,000	\$0	\$0	\$0	\$150,000	\$0	\$150,000	\$0
	13907														



DRAFT

DRAFT for Release to FHWA/FTA for Review

UDOT electronic Program Management Statewide Transportation Improvement Program

**STIP 2016-2021**

Report Run on: Sep 01, 2015, 10:40 A.M.

epm345_stip_report (Rev 723)

Region	PIN	Status	Project No.	Rt. Beg Len	PIN Description / Project Location				Concept Description			
		Fund	Prior	2016	2017	2018	2019	CD	Total	Fed Aid	State	Other
Davis County Projects												
DAVIS	6019	Undr Const	F-0067(22)3	MULT	SR-67; Median Cable Barrier (MP 3-10.84) FFY14				Barrier - T/S			
		Adv Dt: 06/28/14			SR-67; MP 3.00 - 10.84 & SR-67; MP 3.00 - 10.84							
		HSIP		\$828,316	\$0	\$0	\$0	\$0	\$828,316	\$772,239	\$56,077	\$0
11384		SEC164_HSIP		\$481,360	\$0	\$0	\$0	\$0	\$481,360	\$448,772	\$32,588	\$0
		Total		\$1,309,677	\$0	\$0	\$0	\$0	\$1,309,677	\$1,221,012	\$88,665	\$0
DAVIS	10031	Undr Const	F-0273(7)0	MULT	SR-273; US-89 to 200 S.				Minor Rehabilitation - Roadway			
		Adv Dt: 10/11/14			SR-273; MP .00 - 2.07 & SR-273; MP .00 - 2.07							
		NHS		\$150,000	\$0	\$0	\$0	\$0	\$150,000	\$139,845	\$10,155	\$0
12594		NHPP_NHS		\$2,625,000	\$0	\$0	\$0	\$0	\$2,625,000	\$2,447,288	\$177,713	\$0
		Total		\$2,775,000	\$0	\$0	\$0	\$0	\$2,775,000	\$2,587,133	\$187,868	\$0
DAVIS	12132	Active	S-R199(182)	MULT	SR-68, SR-108; Microsurface Davis County				Preservation - Roadway			
		To Be Adv Dt: 08/28/15			SR-68; MP 68.99 - 70.62 & SR-108; MP 6.89 - 8.02							
		ST_PVMT		\$550,000	\$0	\$0	\$0	\$0	\$550,000	\$0	\$550,000	\$0
12267												
DAVIS	5599	Scoping	S-R199(169)		1200 North to SR-67 Drainage, West Bountiful				Contingency Funds			
		Will Not Adv			1200 North to SR-67 in West Bountiful							
		ST_CONT_R1		\$125,000	\$0	\$0	\$0	\$0	\$125,000	\$0	\$125,000	\$0
12826												
DAVIS	5599	Scoping	S-0067(24)0		SR-67; Legacy Trail Head Restroom, Woods Cross				Contingency Funds			
		Will Not Adv			Legacy Trail Head, SR-67 at 500 South, Woods Cross City							
		ST_CONT_R1		\$5,000	\$0	\$0	\$0	\$0	\$5,000	\$0	\$5,000	\$0
12835												

Morgan County

Morgan County and its lone municipality joined the Regional Council in 1972. And like Tooele County, Morgan County is not within the Urbanized Boundaries of Wasatch Front Regional Council (WFRC), but they are a member of the Regional Council Board and as such, their projects are included in the WFRC TIP as a resource and a courtesy to the County and the City.

The City of Morgan County includes;

Morgan City



DRAFT

DRAFT for Release to FHWA/FTA for Review

UDOT electronic Program Management

Statewide Transportation Improvement Program



STIP 2016-2021

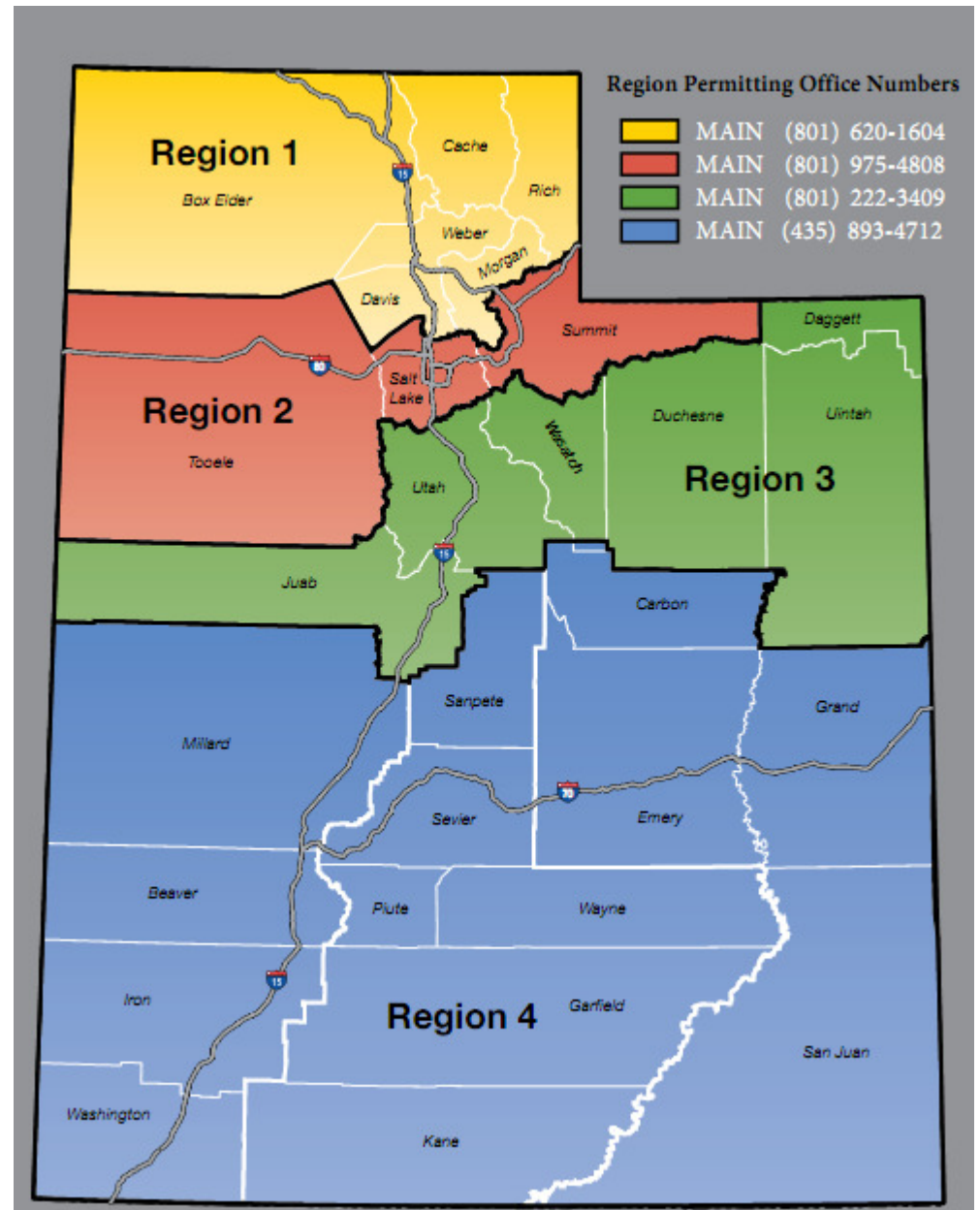
Report Run on: Sep 01, 2015, 10:40 A.M.

epm345_stip_report (Rev 723)

Region	PIN	Status	Project No.	Rt.	Beg	Len	PIN Description / Project Location			Concept Description				
		Fund	Prior		2016		2017	2018	2019	CD	Total	Fed Aid	State	Other
Morgan County Projects														
MORGAN	12624	Funding	NEWPROJ(12624)		1980		Devil's Slide Bridge, Near Croydon, 029014D			Replacement and Rehabilitation - Structure				
		To Be Adv Dt:					Cnty:FA-1980; MP .00 - .14							
		STP_BRIDGE			\$0	\$0	\$0	\$0	\$2,000,000	\$0	\$2,000,000	\$1,864,600	\$135,400	\$0
NEW														
MORGAN	13096	Scoping	F-R199(180)		1980		Devils Slide Bridge Feasibility Study			Other structure item repair				
		Will Not Adv					Cnty:FA-1980; MP .00 - .08							
		STP_BRIDGE			\$46,615	\$0	\$0	\$0	\$0	\$0	\$46,615	\$46,615	\$0	\$0
		LOCAL_GOV			\$6,770	\$0	\$0	\$0	\$0	\$0	\$6,770	\$0	\$0	\$6,770
		STP_FLX_ST			\$46,615	\$0	\$0	\$0	\$0	\$0	\$46,615	\$46,615	\$0	\$0
		Total			\$100,000	\$0	\$0	\$0	\$0	\$0	\$100,000	\$93,230	\$0	\$6,770
MORGAN	4950	Scoping	BRO-LC29(7)		MULT		Stoddard Lane over Weber River			Off-System Bridge				
		To Be Adv Dt: 10/09/14					Stoddard Lane over Weber River							
		STP_BR			\$32,603	\$1,520,000	\$0	\$0	\$0	\$0	\$1,552,603	\$1,447,492	\$0	\$105,111
		BR_OFF			\$167,397	\$0	\$0	\$0	\$0	\$0	\$167,397	\$133,918	\$0	\$33,479
		Total			\$200,000	\$1,520,000	\$0	\$0	\$0	\$0	\$1,720,000	\$1,581,409	\$0	\$138,591
MORGAN	13886	Funding	NEWPROJ(13886)				Morgan Valley Drive, Peterson to Porterville			Non-Urban				
		To Be Adv Dt:					Morgan Valley Drive, Peterson to Porterville							
		STP_RURAL			\$0	\$0	\$0	\$0	\$0	\$2,180,000	\$2,180,000	\$2,032,414	\$0	\$147,586
NEW														
MORGAN	5599	Active	S-I84-6(112)103	84	103	8	I-84; MP 103 to MP 111			Study				
		Will Not Adv					I-84; MP 103.00 to MP 111.00							
		ST_CONT_R1			\$20,000	\$0	\$0	\$0	\$0	\$0	\$20,000	\$0	\$20,000	\$0
10452														
MORGAN	5599	Active	S-I84-6(121)103	84	103	9	I-84; Mixed Use Trail, Morgan to Croydon			Trails				
		Will Not Adv					I-84; MP 103.00 - 111.65							
		ST_CONT_R1			\$150,000	\$0	\$0	\$0	\$0	\$0	\$150,000	\$0	\$150,000	\$0
12128														
MORGAN	5599	Scoping	S-I84-6(124)0		MULT		I-84; Morgan to Croydon Right of Way Search			Concept Development				
		Will Not Adv					I-84; MP 103.10 - 111.60 & I-84; MP 103.10 - 111.60							
		ST_CONT_R1			\$20,000	\$0	\$0	\$0	\$0	\$0	\$20,000	\$0	\$20,000	\$0
13092														

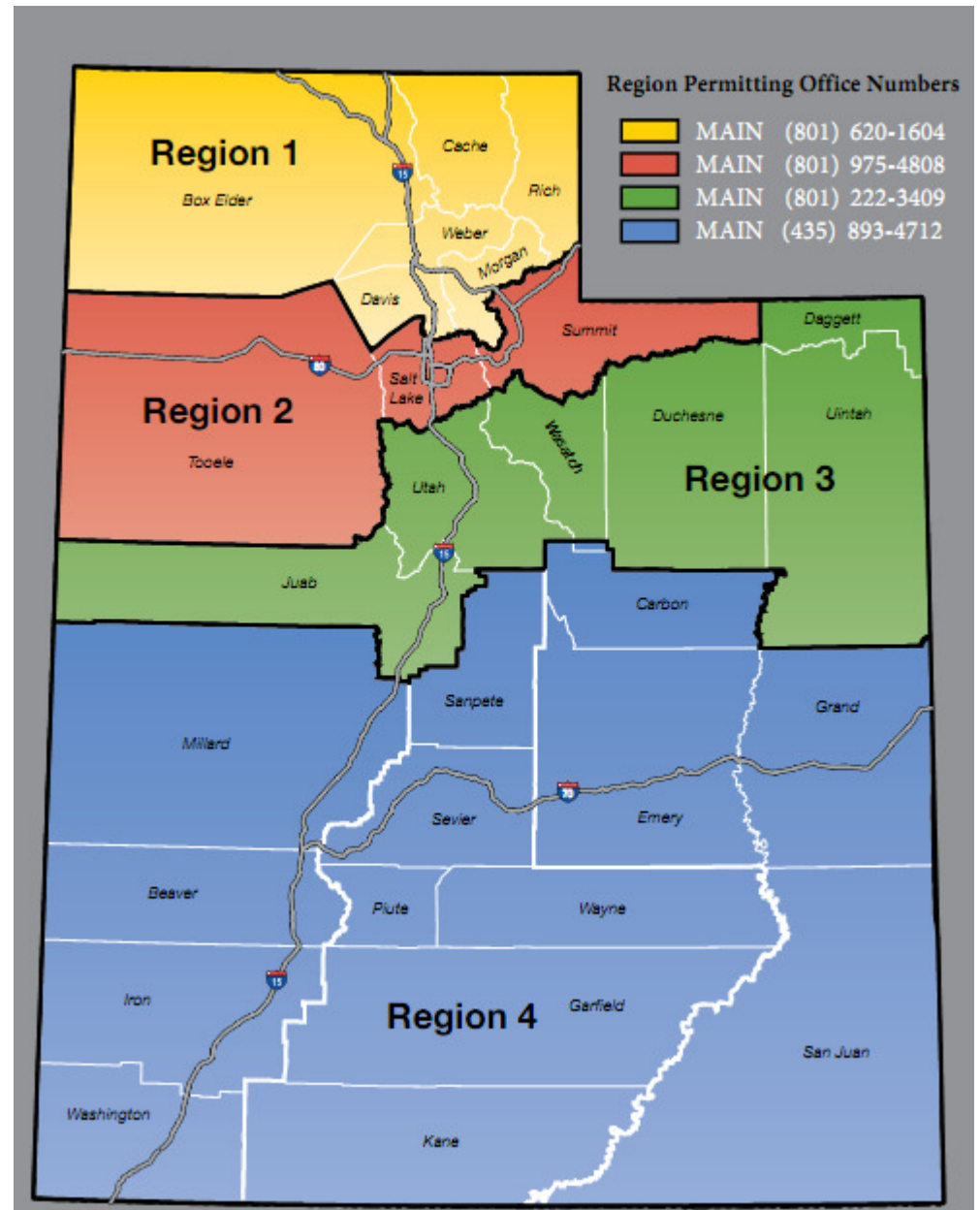
Region & County

Many of these project will reside within the Wasatch Front Regional Council (WFRC) area but all projects are listed for reference and program management



Region & County

Many of these projects will reside within the Wasatch Front Regional Council (WFRC) area but all projects are listed in the TIP for reference and program management.





DRAFT

DRAFT for Release to FHWA/FTA for Review

UDOT electronic Program Management Statewide Transportation Improvement Program



STIP 2016-2021

Report Run on: Sep 01, 2015, 10:40 A.M.

epm345_stip_report (Rev 723)

Region	PIN	Status Fund	Project No. Prior	Rt. Beg Len 2016	PIN Description / Project Location				Concept Description			
					2017	2018	2019	CD	Total	Fed Aid	State	Other
Region County Projects												
REGION	5591	Active Will Not Adv	S-R499(127)	OTHER	Regionwide; Wetland & Cultural Clearances Contract Other: REGIONWIDE ENVIRON. CONTRACT to: .10 for: .10				Enviro. Mitigation/Storm Water Pollution/ etc			
		ST_CONT_R4	\$100,000	\$0	\$0	\$0	\$0	\$0	\$100,000	\$0	\$100,000	\$0
	9760											
REGION	6632	Active Will Not Adv	OB-REG(001)	OTHER	1 REGION ONE FY2011 ORANGE BOOK EFFICIENCY FUND REGION ONE FY2011 ORANGE BOOK FUND				REGION ONE FY2011 ORANGE BOOK FUND			
		IM	\$0	\$0	\$0	\$0	\$0	\$0	\$0	\$0	\$0	\$0
8891		STP_FLX_ST	\$0	\$0	\$0	\$0	\$0	\$0	\$0	\$0	\$0	\$0
		NHS	\$0	\$0	\$0	\$0	\$0	\$0	\$0	\$0	\$0	\$0
		ST_PVMT	\$0	\$0	\$0	\$0	\$0	\$0	\$0	\$0	\$0	\$0
REGION	6632	Active Will Not Adv	OB-REG(002)	OTHER	1 REGION TWO FY2011 ORANGE BOOK EFFICIENCY FUND REGION TWO FY2011 ORANGE BOOK FUND				Planning			
		ST_PVMT	\$0	\$0	\$0	\$0	\$0	\$0	\$0	\$0	\$0	\$0
8892		IM	\$0	\$0	\$0	\$0	\$0	\$0	\$0	\$0	\$0	\$0
		STP_FLX_ST	\$0	\$0	\$0	\$0	\$0	\$0	\$0	\$0	\$0	\$0
		NHS	\$0	\$0	\$0	\$0	\$0	\$0	\$0	\$0	\$0	\$0
		ST_BRIDGE	\$0	\$0	\$0	\$0	\$0	\$0	\$0	\$0	\$0	\$0
REGION	8073	Active Will Not Adv	REGION-ONE(FN)ND	OTHER	1 REGION ONE PURPLE BOOK EFFICIENCY FUNDS REGION ONE PURPLE BOOK EFFICIENCY FUNDS				REGION ONE PURPLE BOOK EFFICIENCY FUNDS			
		NHS	\$0	\$0	\$0	\$0	\$0	\$0	\$0	\$0	\$0	\$0
8850		NHPP_IM	\$0	\$156,839	\$0	\$0	\$0	\$0	\$156,839	\$147,711	\$9,128	\$0
		IM	\$0	\$0	\$0	\$0	\$0	\$0	\$0	\$0	\$0	\$0
		STP_FLX_ST	\$0	\$0	\$0	\$0	\$0	\$0	\$0	\$0	\$0	\$0
		Total	\$0	\$156,839	\$0	\$0	\$0	\$0	\$156,839	\$147,711	\$9,128	\$0
REGION	8073	Active Will Not Adv	REGION-TWO(FU)ND	OTHER	1 REGION TWO PURPLE BOOK EFFICIENCY FUNDS REGION TWO PURPLE BOOK EFFICIENCY FUNDS				Staffing Support			
		STP_FLX_ST	\$0	\$0	\$0	\$0	\$0	\$0	\$0	\$0	\$0	\$0
8852		NHS	\$0	\$0	\$0	\$0	\$0	\$0	\$0	\$0	\$0	\$0
		IM	\$0	\$0	\$0	\$0	\$0	\$0	\$0	\$0	\$0	\$0
		NHPP_IM	\$0	\$0	\$0	\$0	\$0	\$0	\$0	\$0	\$0	\$0
REGION	8073	Active Will Not Adv	REGION-THREE(FU)ND	OTHER	REGION THREE PURPLE BOOK EFFICIENCY FUNDS Region 3				REGION THREE PURPLE BOOK EFFICIENCY FUNDS			
		NHPP_IM	\$0	\$0	\$0	\$0	\$0	\$0	\$0	\$0	\$0	\$0
8851		IM	\$0	\$0	\$0	\$0	\$0	\$0	\$0	\$0	\$0	\$0
		STP_FLX_ST	\$0	\$0	\$0	\$0	\$0	\$0	\$0	\$0	\$0	\$0
		ST_PVMT	\$0	\$0	\$0	\$0	\$0	\$0	\$0	\$0	\$0	\$0
		NHS	\$0	\$0	\$0	\$0	\$0	\$0	\$0	\$0	\$0	\$0



DRAFT

DRAFT for Release to FHWA/FTA for Review

UDOT electronic Program Management

Statewide Transportation Improvement Program



STIP 2016-2021

Report Run on: Sep 01, 2015, 10:40 A.M.

epm345_stip_report (Rev 723)

Region	PIN	Status	Project No.	Rt. Beg Len	PIN Description / Project Location				Concept Description			
		Fund	Prior	2016	2017	2018	2019	CD	Total	Fed Aid	State	Other
Region County Projects												
REGION	8073	Active	REGION-FOUR(FU)ND	OTHER	1	REGION FOUR PURPLE BOOK EFFICIENCY FUNDS				REGION FOUR PURPLE BOOK EFFICIENCY FUNDS		
		Will Not Adv				REGION FOUR PURPLE BOOK EFFICIENCY FUNDS						
		IM		\$0	\$0	\$0	\$0	\$0	\$0	\$0	\$0	\$0
8849		NHS		\$0	\$0	\$0	\$0	\$0	\$0	\$0	\$0	\$0
		STP_FLX_ST		\$0	\$8,948	\$0	\$0	\$0	\$8,948	\$8,342	\$606	\$0
		STP_RURAL		\$0	\$0	\$0	\$0	\$0	\$0	\$0	\$0	\$0
		NHPP_IM		\$0	\$3,000	\$0	\$0	\$0	\$3,000	\$2,825	\$175	\$0
		Total	\$0	\$11,948	\$0	\$0	\$0	\$0	\$11,948	\$11,168	\$780	\$0
REGION	8419	Active	EFFICIENCY-FUND(R2)	OTHER	1	REGION TWO PROGRAM DE-OBLIGATION FUND				REGION TWO PROGRAM EFFICIENCY FUND		
		Will Not Adv				REGION TWO PROGRAM DE-OBLIGATION FUND						
		NHPP_NHS	\$0	\$146,999	\$0	\$0	\$0	\$0	\$146,999	\$137,047	\$9,952	\$0
8459		ST_QTR_QTR	\$0	\$0	\$0	\$0	\$0	\$0	\$0	\$0	\$0	\$0
		NHPP_IM	\$0	\$7,331,324	\$0	\$0	\$0	\$0	\$7,331,324	\$6,904,641	\$426,683	\$0
		IM	\$0	\$0	\$0	\$0	\$0	\$0	\$0	\$0	\$0	\$0
		NHS	\$0	\$0	\$0	\$0	\$0	\$0	\$0	\$0	\$0	\$0
		STP_FLX_ST	\$0	\$483,023	\$0	\$0	\$0	\$0	\$483,023	\$450,322	\$32,701	\$0
		EQ_BONUS(MG)	\$0	\$0	\$0	\$0	\$0	\$0	\$0	\$0	\$0	\$0
		BR_ON/OFF	\$0	\$0	\$0	\$0	\$0	\$0	\$0	\$0	\$0	\$0
		Total	\$0	\$7,961,346	\$0	\$0	\$0	\$0	\$7,961,346	\$7,492,011	\$469,336	\$0
REGION	8420	Active	EFFICIENCY-FUND(R3)	OTHER		REGION THREE PROGRAM DE-OBLIGATION FUND				REGION THREE PROGRAM EFFICIENCY FUND		
		Will Not Adv				Region 3						
		IM	\$0	\$0	\$0	\$0	\$0	\$0	\$0	\$0	\$0	\$0
8460		NHPP_IM	\$0	\$0	\$0	\$0	\$0	\$0	\$0	\$0	\$0	\$0
		NHS	\$0	\$0	\$0	\$0	\$0	\$0	\$0	\$0	\$0	\$0
		NHPP_NHS	\$0	\$0	\$0	\$0	\$0	\$0	\$0	\$0	\$0	\$0
		FS_STP_ST	\$0	\$0	\$0	\$0	\$0	\$0	\$0	\$0	\$0	\$0
		EQ_BONUS(MG)	\$0	\$0	\$0	\$0	\$0	\$0	\$0	\$0	\$0	\$0
		STP_FLX_ST	\$0	\$0	\$291,000	\$0	\$0	\$0	\$291,000	\$271,299	\$19,701	\$0
		Total	\$0	\$0	\$291,000	\$0	\$0	\$0	\$291,000	\$271,299	\$19,701	\$0
REGION	8421	Active	EFFICIENCY-FUND(R4)	OTHER	1	REGION FOUR PROGRAM DE-OBLIGATION FUND				REGION FOUR PROGRAM EFFICIENCY FUND		
		Will Not Adv				REGION FOUR PROGRAM DE-OBLIGATION FUND						
		NHPP_IM	\$0	\$1,102,890	\$0	\$0	\$0	\$0	\$1,102,890	\$1,038,702	\$64,188	\$0
8461		NHPP_NHS	\$0	\$0	\$0	\$0	\$0	\$0	\$0	\$0	\$0	\$0
		STP_FLX_ST	\$0	\$3,187,705	\$0	\$0	\$0	\$0	\$3,187,705	\$2,971,897	\$215,808	\$0
		NHS	\$0	\$0	\$0	\$0	\$0	\$0	\$0	\$0	\$0	\$0
		IM	\$0	\$0	\$0	\$0	\$0	\$0	\$0	\$0	\$0	\$0
		EQ_BONUS(MG)	\$0	\$0	\$0	\$0	\$0	\$0	\$0	\$0	\$0	\$0
		Total	\$0	\$4,290,595	\$0	\$0	\$0	\$0	\$4,290,595	\$4,010,599	\$279,996	\$0

Salt Lake County

The Wasatch Front Regional Council (WFRC) is responsible for coordinating the transportation planning process in the Salt Lake/ West Valley and the Ogden-Layton urbanized areas as the designated Metropolitan Planning Organization (MPO).

The Cities of Salt Lake County include;

Bluffdale

Cottonwood Heights

Draper

Herriman

Holladay

Midvale

Murray

Riverton

Salt Lake City

Salt Lake County

Sandy

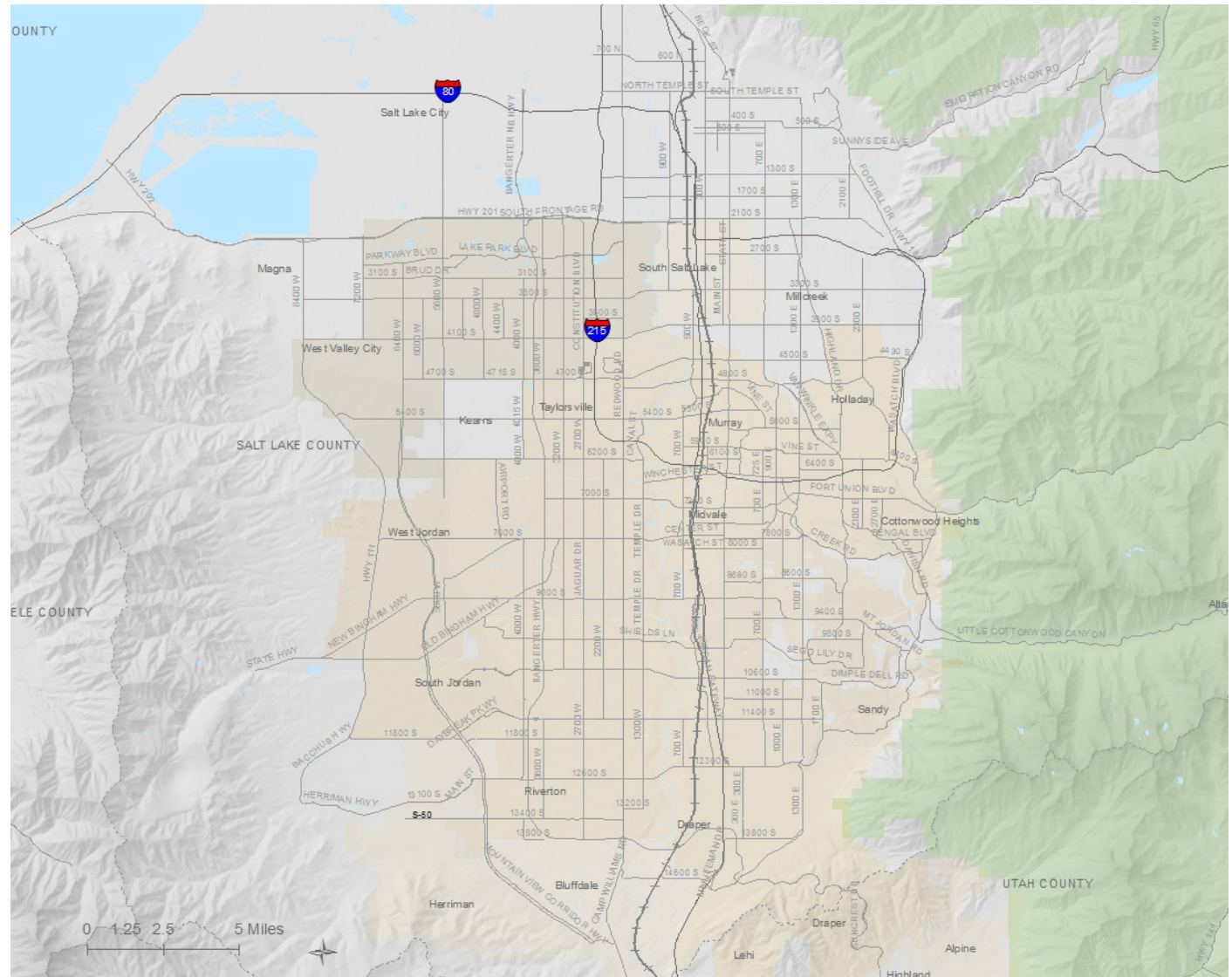
South Jordan

South Salt Lake

Taylorsville

West Jordan

West Valley





DRAFT

DRAFT for Release to FHWA/FTA for Review

UDOT electronic Program Management Statewide Transportation Improvement Program



STIP 2016-2021

Report Run on: Sep 01, 2015, 10:40 A.M.

epm345_stip_report (Rev 723)

Region	PIN	Status	Project No.	Rt.	Beg	Len	PIN Description / Project Location				Concept Description					
		Fund	Prior		2016		2017	2018	2019		CD	Total	Fed Aid	State	Other	
Salt Lake County Projects																
SALT L	11419	STIP	F-0089(351)0		15		SR-89; Beck Street Ramp to I-15 NB, D-672				Replacement and Rehabilitation - Structure					
		To Be Adv Dt:					FROM US-89; MP .00 - .12									
		NHPP_BR			\$0	\$0	\$800,000	\$0	\$0		\$0	\$800,000	\$745,840	\$54,160	\$0	
SALT L	12587	Scoping	S-I15-7(324)297	15	297	2	I-15 & I-215; 5300 South to 9000 South, Phase II				Widen Existing Facility					
		To Be Adv Dt:	03/16/15				I-15; MP 297.28 - 299.05									
		ST_TIF			\$30,000	\$0	\$0	\$7,520,000	\$0		\$90,450,000	\$98,000,000	\$0	\$98,000,000	\$0	
		ST_TIF_SB229			\$0	\$0	\$0	\$0	\$0		\$0	\$0	\$0	\$0	\$0	
		Total			\$30,000	\$0	\$0	\$7,520,000	\$0		\$90,450,000	\$98,000,000	\$0	\$98,000,000	\$0	
SALT L	9807	Undr Const	F-0068(67)57	68	56	1	SR-68; 2100 S. to California				Major Rehabilitation - Roadway					
		Adv Dt:	05/24/14				SR-68; MP 56.33 - 57.34									
		NHS			\$0	\$0	\$0	\$0	\$0		\$0	\$0	\$0	\$0	\$0	
		NHPP_NHS			\$285,000	\$0	\$0	\$0	\$0		\$0	\$285,000	\$265,706	\$19,295	\$0	
		L_BETTERMENT			\$0	\$113,713	\$0	\$0	\$0		\$0	\$113,713	\$0	\$0	\$113,713	
		EQ_BONUS(MG)			\$4,161,000	\$0	\$0	\$0	\$0		\$0	\$4,161,000	\$3,879,300	\$281,700	\$0	
		STP_FLX_ST			\$1,080,000	\$0	\$0	\$0	\$0		\$0	\$1,080,000	\$1,006,884	\$73,116	\$0	
		ST_BRIDGE			\$0	\$0	\$0	\$0	\$0		\$0	\$0	\$0	\$0	\$0	
		NHPP_BR			\$20,000	\$0	\$0	\$0	\$0		\$0	\$20,000	\$18,646	\$1,354	\$0	
		Total			\$5,546,000	\$113,713	\$0	\$0	\$0		\$0	\$5,659,713	\$5,170,536	\$375,464	\$113,713	
SALT L	11082	Scoping	F-0068(73)52	68	52	1	Redwood Road; 4100 South to 4700 South				Intersection Improvements					
		To Be Adv Dt:	03/02/17				SR-68; MP 52.31 - 53.31									
		STP_URB_SL			\$10,000	\$726	\$1,072,616	\$2,164,539	\$2,145,232		\$2,335,614	\$7,728,727	\$7,205,492	\$0	\$523,235	
SALT L	11203	Scoping	S-0068(95)41	68	41	1	SR-68; Bangerter Hwy to 12600 S				Widen Existing Facility					
		To Be Adv Dt:	03/30/16				SR-68; MP 40.82 - 42.31									
		ST_CONCPT_D2			\$8,404	\$0	\$0	\$0	\$0		\$0	\$8,404	\$0	\$8,404	\$0	
		ST_TIF			\$506,515	\$8,045,000	\$11,448,485	\$0	\$0		\$0	\$20,000,000	\$0	\$20,000,000	\$0	
		Total			\$514,920	\$8,045,000	\$11,448,485	\$0	\$0		\$0	\$20,008,404	\$0	\$20,008,404	\$0	
SALT L	12561	STIP	F-0089(375)364	89	364	1	US-89, 11400 South to 10600 South				Choke Point					
		To Be Adv Dt:					US-89; MP 363.77 - 364.79									
		NHPP_NHS			\$0	\$0	\$0	\$10,000,000	\$0		\$0	\$10,000,000	\$9,323,000	\$677,000	\$0	
SALT L	13585	Scoping	F-0151(77)2	151	2	2	SR-151; 106th S.- Gateway to Redwood Road				Choke Point					
		To Be Adv Dt:	01/29/16				SR-151; MP 2.00 - 3.94									
		NHPP_NHS			\$825,000	\$14,175,000	\$0	\$0	\$0		\$0	\$15,000,000	\$13,984,500	\$1,015,500	\$0	
SALT L	8166	Active	S-0154(58)3	154		12	BANGERTER HWY CORRIDOR PRESERVATION				BANGERTER HIGHWAY CORRIDOR PRESERVATION					
		Will Not Adv					SR-154; BANGERTER HWY @ REDWOOD RD. CORRIDOR PRESERVATION									
		ST_CORR_PRES			\$4,835,600	\$0	\$0	\$0	\$0		\$0	\$4,835,600	\$0	\$4,835,600	\$0	



DRAFT

DRAFT for Release to FHWA/FTA for Review

UDOT electronic Program Management

Statewide Transportation Improvement Program



STIP 2016-2021

Report Run on: Sep 01, 2015, 10:40 A.M.

epm345_stip_report (Rev 723)

Region	PIN	Status	Project No.	Rt.	Beg	Len	PIN Description / Project Location				Concept Description			State	Other
		Fund	Prior		2016		2017	2018	2019		CD	Total	Fed Aid		
Salt Lake County Projects															
SALT L	12566	STIP	S-0154(12)11	154	11	1	SR-154 & 90th South Interchange				New Capacity				
	To Be Adv Dt:						SR-154; MP 11.00 - 11.75								
	ST_TIF				\$0		\$20,000	\$15,000,000	\$33,475,000	\$0	\$480,000	\$48,975,000	\$0	\$48,975,000	\$0
SALT L	13582	STIP	S-0154(76)14	154	14		SR-154; Bangerter Hwy. and 70th S.				New Interchange on Existing Freeway				
	To Be Adv Dt:						SR-154; MP 13.89 - 13.89								
	ST_TIF				\$0		\$0	\$0	\$5,000,000	\$36,000,000	\$0	\$41,000,000	\$0	\$41,000,000	\$0
SALT L	13583	STIP	S-0154(77)16	154	16		SR-154; Bangerter Hwy and 5400 S.				New Interchange on Existing Freeway				
	To Be Adv Dt:						SR-154; MP 15.93 - 15.93								
	ST_TIF				\$0		\$1,225,000	\$18,000,000	\$41,000,000	\$0	\$0	\$60,225,000	\$0	\$60,225,000	\$0
SALT L	13584	STIP	S-0154(78)8	154	8		SR-154; Bangerter hwy and 114000 S.				New Interchange on Existing Freeway				
	To Be Adv Dt:						SR-154; MP 8.27 - 8.27								
	ST_TIF				\$0		\$0	\$0	\$0	\$2,000,000	\$55,000,000	\$57,000,000	\$0	\$57,000,000	\$0
SALT L	12563	STIP	F-0171(46)3	171	3		SR-171 (3500 South) & 5600 West Intersection				Choke Point				
	To Be Adv Dt:						SR-171; MP 3.36 - 3.69								
	NHPP_NHS				\$0		\$0	\$6,132,000	\$0	\$0	\$0	\$6,132,000	\$5,716,864	\$415,136	\$0
SALT L	7650	Scoping	F-0172(18)	172		1	SR-172; 5600 WEST BUS RAPID TRANSIT (BRT)				AIR QUALITY - BRT IMPLEMENTATION				
	Will Not Adv						SR-172; 5600 WEST BUS RAPID TRANSIT (BRT)								
	STP_URB_SL				\$0		\$10,726	\$0	\$0	\$0	\$3,217,848	\$3,228,574	\$3,010,000	\$0	\$218,574
	CMAQ_WFRC				\$0		\$0	\$0	\$0	\$0	\$2,145,232	\$2,145,232	\$2,000,000	\$0	\$145,232
	Total				\$0		\$10,726	\$0	\$0	\$0	\$5,363,080	\$5,373,806	\$5,009,999	\$0	\$363,807
SALT L	8100	Undr Const	F-0172(20)0	172		1	5600 WEST; 6300 SOUTH TO 7000 SOUTH, West Jordan				RECONSTRUCT & WIDEN				
	Adv Dt: 11/01/14						SR-172, 5600 WEST; 6300 SOUTH TO 7000 SOUTH								
	FA_MISC				\$11,646		\$0	\$0	\$0	\$0	\$0	\$11,646	\$9,317	\$0	\$2,329
	CMAQ_WFRC				\$0		\$60,000	\$0	\$0	\$0	\$0	\$60,000	\$55,938	\$0	\$4,062
	STP_URB_SL				\$6,113,049		\$0	\$0	\$0	\$0	\$0	\$6,113,049	\$5,699,196	\$0	\$413,853
	LOCAL_GOV				\$0		\$1,180,812	\$0	\$0	\$0	\$0	\$1,180,812	\$0	\$0	\$1,180,812
	Total				\$6,124,695		\$1,240,812	\$0	\$0	\$0	\$0	\$7,365,507	\$5,764,450	\$0	\$1,601,057
SALT L	10008	STIP	F-0172(22)6	172	6		SR-172 at SR-201				Intersection Improvements				
	To Be Adv Dt:						State Route: SR-172 from: 6.00 to: 6.10 for: .10								
	STP_URB_SL				\$0		\$2,151,668	\$2,145,232	\$0	\$0	\$0	\$4,296,900	\$4,006,000	\$290,900	\$0



DRAFT

DRAFT for Release to FHWA/FTA for Review

UDOT electronic Program Management Statewide Transportation Improvement Program



STIP 2016-2021

Report Run on: Sep 01, 2015, 10:40 A.M.

epm345_stip_report (Rev 723)

Region	PIN	Status Fund	Project No. Prior	Rt.	Beg	Len	PIN Description / Project Location				Concept Description				
					2016		2017	2018	2019		CD	Total	Fed Aid	State	Other
Salt Lake County Projects															
SALT L	13842	Scoping Will Not Adv ST_HB377/TF	S-R299(203)		186		Foothill/I-80/I-215 Interchange Area Study FROM SR-186 TO I-215; MP .34 - .34				Planning				
					\$0	\$150,000	\$0	\$0	\$0		\$0	\$150,000	\$0	\$150,000	\$0
SALT L	8686	Scoping Will Not Adv ST_STLMNT	S-R299(113)		190	1	WALKER DEVELOPMENT ON WASATCH BLVD WALKER DEVELOPMENT ON WASATCH BLVD.				R/W PROJECT SETTLEMENT FROM SR-190 WIDENING PROJECT				
					\$0	\$3,465,000	\$0	\$0	\$0		\$0	\$3,465,000	\$0	\$3,465,000	\$0
SALT L	12560	STIP To Be Adv Dt: NHPP_IM	F-0209(31)7		209	7	1 I-15, 9000 South Interchange SR-209; MP 6.80 - 8.00				Choke Point				
					\$0	\$0	\$4,672,000	\$0	\$0		\$0	\$4,672,000	\$4,400,090	\$271,910	\$0
SALT L	13800	Funding To Be Adv Dt: NHPP_BR	NEWPROJ(13800)		266	2	SR-266; Jordan River Bridge Rehab, F-115 SR-266; MP 2.43 - 2.56				Replacement and Rehabilitation - Structure				
NEW					\$0	\$0	\$0	\$0	\$720,000		\$0	\$720,000	\$671,256	\$48,744	\$0
SALT L	13602	Scoping Will Not Adv FA_MISC	F-ST99(331)		317	1	Use of VSL in Construction Zones SR-317; MP .54 - .54				Safety				
					\$968,888	\$0	\$0	\$0	\$0		\$0	\$968,888	\$775,110	\$193,778	\$0
SALT L	10012	Active Will Not Adv STP_URB_SL	F-R299(142)		2104	1	2 7000 South - SR-154 (Bangerter) to SR-68 (Redwood) Cnty:FA-2104; MP 1.24 - 3.19				Study				
					\$196,289	\$0	\$0	\$0	\$0		\$0	\$196,289	\$183,000	\$0	\$13,289
SALT L	8114	Scoping To Be Adv Dt: 09/10/15 STP_URB_SL LOCAL_GOV	F-0195(5)0		2186	4	2 2300 EAST; I-80 TO 3900 SOUTH, PHASE I, SL Co. Cnty:FA-2186; MP 3.68 - 5.35				RECONSTRUCT & WIDEN INCLUDING SAFETY IMPROVEMENTS				
					\$8,822,312	\$0	\$0	\$0	\$0		\$0	\$8,822,312	\$8,225,041	\$0	\$597,271
					\$0	\$1,003,765	\$0	\$0	\$0		\$0	\$1,003,765	\$0	\$0	\$1,003,765
			Total		\$8,822,312	\$1,003,765	\$0	\$0	\$0		\$0	\$9,826,077	\$8,225,041	\$0	\$1,601,036
SALT L	8555	Scoping To Be Adv Dt: 09/29/16 CMAQ_WFRC	F-LC35(210)		2186		6200 SOUTH & HOLLADAY BOULEVARD Cnty:FA-2186; MP .09 - .09				INTERSECTION IMPROVEMENT				
					\$10,726	\$2,321,141	\$0	\$0	\$0		\$0	\$2,331,867	\$2,174,000	\$0	\$157,867
SALT L	13962	Scoping To Be Adv Dt: 11/13/15 STP_BRIDGE STP_URB_SL	F-2238(1)0		2238		7200 W. 3900 S. Bridge Cnty:FA-2238; MP .33 - .38				New Bridge/Bridge Replacement				
					\$0	\$600,000	\$0	\$0	\$0		\$0	\$600,000	\$559,380	\$0	\$40,620
					\$0	\$462,200	\$0	\$0	\$0		\$0	\$462,200	\$430,909	\$0	\$31,291
			Total		\$0	\$1,062,200	\$0	\$0	\$0		\$0	\$1,062,200	\$990,289	\$0	\$71,911



DRAFT

DRAFT for Release to FHWA/FTA for Review

UDOT electronic Program Management Statewide Transportation Improvement Program



STIP 2016-2021

Report Run on: Sep 01, 2015, 10:40 A.M.

epm345_stip_report (Rev 723)

Region	PIN	Status	Project No.	Rt. Beg Len	PIN Description / Project Location				Concept Description			
		Fund	Prior	2016	2017	2018	2019	CD	Total	Fed Aid	State	Other
Salt Lake County Projects												
SALT L	11085	Scoping Will Not Adv	F-2240(2)0	2240	2 4700 South; 4000 West to 5600 West Cnty:FA-2240; MP .00 - 2.01				Reconstruct no widening			
		STP_URB_SL		\$10,000	\$392,274	\$2,536,780	\$5,363,081	\$0	\$0	\$8,302,135	\$7,740,080	\$0 \$562,055
SALT L	8112	Undr Const Adv Dt: 03/07/15	F-LC35(203)	2264	1 300 East; 3300 South to 3900 South Cnty:FA-2264; MP .00 - .88				RECONSTRUCT WITH DRAINAGE IMPROVEMENTS			
		STP_URB_SL		\$4,400,149	\$3,346,720	\$1,072,616	\$0	\$0	\$0	\$8,819,485	\$8,222,406	\$0 \$597,079
		LOCAL_INKIND		\$7,450	\$0	\$0	\$0	\$0	\$0	\$7,450	\$0	\$0 \$7,450
		STP_URB_SL@1		\$102,594	\$0	\$0	\$0	\$0	\$0	\$102,594	\$102,594	\$0 \$0
		Total		\$4,510,193	\$3,346,720	\$1,072,616	\$0	\$0	\$0	\$8,929,529	\$8,325,000	\$0 \$604,529
SALT L	3523	Active Will Not Adv	MP-STP-0182(2)0E	MULT	Enviro - I-80 TO UT. CO. / Mtn View Corridor Mountain View Corridor (MVC); I-80 to Utah County				Environmental			
		ST_GF_CHN		\$0	\$5,500,000	\$0	\$0	\$0	\$0	\$5,500,000	\$0	\$5,500,000 \$0
		STP_URB_SL		\$3,500,000	\$0	\$0	\$0	\$0	\$0	\$3,500,000	\$3,500,000	\$0 \$0
		ST_CONST		\$0	\$3,450,243	\$0	\$0	\$0	\$0	\$3,450,243	\$0	\$3,450,243 \$0
		ST_QTR_QTR		\$0	\$3,849,757	\$0	\$0	\$0	\$0	\$3,849,757	\$0	\$3,849,757 \$0
		STP_URB_P/O		\$1,000,000	\$0	\$0	\$0	\$0	\$0	\$1,000,000	\$1,000,000	\$0 \$0
		EQ_BONUS(MG)		\$2,700,000	\$0	\$0	\$0	\$0	\$0	\$2,700,000	\$2,700,000	\$0 \$0
		Total		\$7,200,000	\$12,800,000	\$0	\$0	\$0	\$0	\$20,000,000	\$7,200,000	\$12,800,000 \$0
SALT L	6621	Undr Const Adv Dt: 08/16/14	F-LC35(184)	MULT	1300 SOUTH; 500 WEST TO 700 WEST 1300 SOUTH; 500 W. TO 700 W. & Cnty:FA-2290; MP 6.04 - 6.34				BRIDGE REHABILITATION			
		STP_URB_SL		\$10,238,320	\$444,578	\$0	\$0	\$0	\$0	\$10,682,898	\$9,959,666	\$0 \$723,232
SALT L	7703	Active Will Not Adv	MP-0182(6)	MULT	MVC; Salt Lake County PM MVC; Salt Lake County PM				NEW CONSTRUCTION			
		ST_CHF_TIF		\$177,594,195	\$16,251,003	\$0	\$0	\$0	\$0	\$193,845,199	\$0	\$193,845,199 \$0
		ST_CONST		\$0	\$500,000	\$0	\$0	\$0	\$0	\$500,000	\$0	\$500,000 \$0
		L_BETTERMENT		\$38,129,607	\$0	\$0	\$0	\$0	\$0	\$38,129,607	\$0	\$0 \$38,129,607
		ST_GF_TIF		\$2,874,275	\$4,625,725	\$0	\$0	\$0	\$0	\$7,500,000	\$0	\$7,500,000 \$0
		ST_BONDS_MVC		\$55,800,000	\$0	\$0	\$0	\$0	\$0	\$55,800,000	\$0	\$55,800,000 \$0
		ST_GF_CHN		\$128,755,865	\$0	\$0	\$0	\$0	\$0	\$128,755,865	\$0	\$128,755,865 \$0
		ST_TIF		\$0	\$7,940,779	\$0	\$0	\$0	\$0	\$7,940,779	\$0	\$7,940,779 \$0
		LOCAL_INKIND		\$0	\$0	\$0	\$0	\$0	\$0	\$0	\$0	\$0 \$0
		Total		\$403,153,942	\$29,317,507	\$0	\$0	\$0	\$0	\$432,471,449	\$0	\$394,341,843 \$38,129,607
SALT L	8314	Active Will Not Adv	S-0085(5)0	MULT	SR-85, MVC; 5400 South to 4100 South SR-85; MP 17.44 - 18.66 & MVC;5400 South to 4100 South				New Capacity			
		ST_TIF		\$27,900,000	\$45,000,000	\$77,500,000	\$20,000,000	\$0	\$61,000	\$170,461,000	\$0	\$170,461,000 \$0
		ST_TIF_SB229		\$0	\$0	\$0	\$0	\$0	\$0	\$0	\$0	\$0 \$0
		ST_CHF_TIF		\$0	\$100,000	\$0	\$0	\$0	\$0	\$100,000	\$0	\$100,000 \$0
		Total		\$27,900,000	\$45,100,000	\$77,500,000	\$20,000,000	\$0	\$61,000	\$170,561,000	\$0	\$170,561,000 \$0



DRAFT

DRAFT for Release to FHWA/FTA for Review

UDOT electronic Program Management Statewide Transportation Improvement Program



STIP 2016-2021

Report Run on: Sep 01, 2015, 10:40 A.M.

epm345_stip_report (Rev 723)

Region	PIN	Status	Project No.	Rt. Beg Len	PIN Description / Project Location				Concept Description			State	Other
		Fund	Prior	2016	2017	2018	2019	CD	Total	Fed Aid			
Salt Lake County Projects													
SALT L	8557	Active	F-2150(1)0	MULT	6200 SOUTH; 6100 WEST TO SR-111 6200 SOUTH; 6100 WEST TO SR-111				NEW CONSTRUCTION				
		To Be Adv Dt: 11/17/15											
		ST_SIGNALS		\$0	\$200,000	\$0	\$0	\$0	\$200,000	\$0	\$200,000	\$0	\$0
		STP_URB_SL		\$996,326	\$1,154,269	\$2,145,232	\$1,563,875	\$0	\$5,859,702	\$5,463,000	\$0	\$396,702	\$0
		Total		\$996,326	\$1,354,269	\$2,145,232	\$1,563,875	\$0	\$6,059,702	\$5,463,000	\$200,000	\$396,702	\$0
SALT L	9419	Active	F-I215(175)16	MULT	I-215; 4700 South to SR-201 I-215; MP 15.52 - 19.88 & I-215; MP 15.52 - 19.89 & TO SR-266 4700 SOUTH EB; MP .00 - .01 & TO SR-266 4700 SOUTH; MP .00 - .17 & FROM SR-266 4700 SOUTH; MP .00 - .17 & FROM SR-171 3500 SOUTH; MP .06 - .16 & TO SR-171 3500 SOUTH; MP .00 - .15 & FROM S				Major Rehabilitation - Roadway				
		To Be Adv Dt: 01/08/16											
		ST_CONCPT_D2		\$13,206	\$10,600	\$0	\$0	\$0	\$23,806	\$0	\$23,806	\$0	\$0
		NHPP_IM		\$8,500,000	\$76,500,000	\$0	\$0	\$0	\$85,000,000	\$80,053,000	\$4,947,000	\$0	\$0
		Total		\$8,513,206	\$76,510,600	\$0	\$0	\$0	\$85,023,806	\$80,053,000	\$4,970,806	\$0	\$0
SALT L	10890	STIP	F-0186(21)0	MULT	I-80; 1700 East to East Canyon Bridge Rehab QUARRY OVERPASS; MP .03 - .03 & I-215 BELT ROUTE; MP .08 - .08 & FROM I-80N TO I-215P; MP .18 - .18 & FROM SR-186 TO I-215; MP .11 - .11 & FROM SR-186 TO I-215; MP .34 - .34 & FROM SR-186 TO I-215; MP .53 - .53 & I-80; MP 127.06 - 127.06 & Cnty:FA-22				Replacement and Rehabilitation - Structure				
		To Be Adv Dt:											
		NHPP_BR		\$0	\$2,400,000	\$0	\$0	\$0	\$2,400,000	\$2,237,520	\$162,480	\$0	\$0
		STP_BR		\$0	\$8,000,000	\$0	\$0	\$0	\$8,000,000	\$7,458,400	\$541,600	\$0	\$0
		Total		\$0	\$10,400,000	\$0	\$0	\$0	\$10,400,000	\$9,695,920	\$704,080	\$0	\$0
SALT L	10891	Advertised	F-0270(4)1	MULT	SR-270; 9th South Connector Bridge Rehabilitation TO SR-270 WEST TEMPLE; MP .56 - 1.00 & FROM SR-270 WEST TEMPLE; MP .15 - .52				Replacement and Rehabilitation - Structure				
		Adv Dt: 07/04/15											
		STP_BR		\$0	\$0	\$0	\$0	\$0	\$0	\$0	\$0	\$0	\$0
		NHPP_BR		\$4,041,052	\$28,948	\$0	\$0	\$0	\$4,070,000	\$3,794,461	\$275,539	\$0	\$0
		ST_CONT_R2		\$100,000	\$0	\$0	\$0	\$0	\$100,000	\$0	\$100,000	\$0	\$0
		Total		\$4,141,052	\$28,948	\$0	\$0	\$0	\$4,170,000	\$3,794,461	\$375,539	\$0	\$0
SALT L	11827	Active	F-I15-7(314)294	MULT	I-15 Northbound, 10600 S. Interchange Improvement TO SR-151 10600 SOUTH; MP .10 - .18 & Reference I 15 MP 293.681 - 293.470				Choke Point				
		To Be Adv Dt: 02/05/16											
		NHPP_IM		\$0	\$3,500,000	\$0	\$0	\$0	\$3,500,000	\$3,296,300	\$203,700	\$0	\$0
		ST_HB377/TF		\$84,769	\$5,500,000	\$564,261	\$0	\$0	\$6,149,030	\$0	\$6,149,030	\$0	\$0
		ST_BRIDGE		\$0	\$830,000	\$0	\$0	\$0	\$830,000	\$0	\$830,000	\$0	\$0
		Total		\$84,769	\$9,830,000	\$564,261	\$0	\$0	\$10,479,030	\$3,296,300	\$7,182,730	\$0	\$0
SALT L	12447	STIP	F-I15-7(326)305	MULT	I-15; 1000 So. to 2100 So. Bridge Deck Overlays I-15; MP 305.09 - 307.01 & I-15; MP 305.09 - 307.00				Replacement and Rehabilitation - Structure				
		To Be Adv Dt:											
		NHPP_BR		\$0	\$0	\$0	\$6,100,000	\$0	\$6,100,000	\$5,687,030	\$412,970	\$0	\$0
SALT L	12522	Awarded	F-I215(177)11	MULT	I-215; 300 East to Redwood Road, EB TO US-89 STATE STREET; MP .00 - .14 & TO I-15N FROM I-215N; MP .00 - .12 & TO I-15P FROM I-215N; MP .00 - .08 & I-215; MP 13.48 - 13.56 & I-215; MP 10.41 - 13.57 & FROM SR-68 REDWOOD ROAD; MP .00 - .11 & FROM 280 EAST; MP .05 - .25 & TO I-215P FROM I				Minor Rehabilitation - Roadway				
		Adv.Const	Adv Dt: 05/09/15										
		NHPP_IM		\$4,875,804	\$3,097,190	\$0	\$0	\$0	\$7,972,994	\$7,508,966	\$464,028	\$0	\$0



DRAFT

DRAFT for Release to FHWA/FTA for Review

UDOT electronic Program Management Statewide Transportation Improvement Program

**STIP 2016-2021**

Report Run on: Sep 01, 2015, 10:40 A.M.

epm345_stip_report (Rev 723)

Region	PIN	Status	Project No.	Rt. Beg Len	PIN Description / Project Location				Concept Description				
		Fund	Prior	2016	2017	2018	2019	CD	Total	Fed Aid	State	Other	
Salt Lake County Projects													
SALT L	13323	Funding	NEWPROJ(13323)	MULT	I-80; Blackrock Structure Replacement, C-438				Replacement and Rehabilitation - Structure				
		To Be Adv Dt:			I-80; MP 101.61 - 102.09 & I-80; MP 101.61 - 102.09								
		NHPP_BR		\$0	\$0	\$0	\$0	\$13,400,000	\$0	\$13,400,000	\$12,492,820	\$907,180	\$0
NEW													
SALT L	13798	Funding	NEWPROJ(13798)	MULT	I-215; SR-201 Interchange Bridge Repl., C-617				Replacement and Rehabilitation - Structure				
		To Be Adv Dt:			I-215; MP 19.12 - 19.95 & I-215; MP 19.12 - 19.95								
		ST_BRIDGE		\$0	\$0	\$0	\$10,000,000	\$0	\$0	\$10,000,000	\$0	\$10,000,000	\$0
NEW													
SALT L	13963	Scoping	S-R299(210)	MULT	Environmental for 4 locations on Bangerter				Document EA/EIS				
		Will Not Adv			SR-154; MP 7.79 - 8.89 & SR-175; MP .00 - .41 & SR-154; MP 10.92 - 11.90 & SR-154; MP 13.69 - 14.14 & SR-154; MP 15.71 - 16.19								
		ST_TIF		\$0	\$1,000,000	\$0	\$0	\$0	\$0	\$1,000,000	\$0	\$1,000,000	\$0
SALT L	7208	Active	F-R299(83)	OTHER	ATMS / ITS IN SALT LAKE CITY AND SALT LAKE COUNTY				UPGRADE 330 INTERSECTIONS & INSTALL NEW SIGNAL CONTROLLERS				
		Will Not Adv			ATMS / ITS IN SALT LAKE CITY AND SALT LAKE COUNTY								
		FA_MISC		\$2,841	\$0	\$0	\$0	\$0	\$2,841	\$2,273	\$0	\$568	
		ST_ATMS		\$0	\$568	\$0	\$0	\$0	\$0	\$568	\$0	\$568	\$0
		STP_URB_SL		\$1,100,000	\$64,878	\$0	\$0	\$0	\$0	\$1,164,878	\$1,086,016	\$0	\$78,862
			Total	\$1,102,841	\$65,446	\$0	\$0	\$0	\$0	\$1,168,288	\$1,088,289	\$568	\$79,431
SALT L	7947	Active	F-R299(102)	OTHER	1 Salt Lake Area Traffic Adaptive Control System				TRAFFIC ADAPIVE CONTROL SYSTEM				
		Will Not Adv			TRAFFIC ADAPIVE CONTROL SYSTEM								
		CMAQ_WFRC		\$4,450,000	\$1,031,068	\$0	\$0	\$0	\$0	\$5,481,068	\$5,110,000	\$371,068	\$0
SALT L	8108	Active	F-LC35(201)	OTHER	1 5900 SOUTH; STATE STREET TO 700 WEST				RECONSTRUCTION & MINOR DRAINAGE IMPROVEMENTS				
		To Be Adv Dt: 10/28/15			5900 SOUTH; STATE STREET TO 700 WEST								
		STP_URB_SL		\$3,045,903	\$1,929,963	\$0	\$0	\$0	\$0	\$4,975,866	\$4,639,000	\$0	\$336,866
		R/H_HAZ_ELIM		\$0	\$100,000	\$0	\$0	\$0	\$0	\$100,000	\$100,000	\$0	\$0
		ST_SIGNALS		\$15,000	\$0	\$0	\$0	\$0	\$0	\$15,000	\$0	\$15,000	\$0
		L_BETTERMENT		\$1,509,431	\$0	\$0	\$0	\$0	\$0	\$1,509,431	\$0	\$0	\$1,509,431
			Total	\$4,570,334	\$2,029,963	\$0	\$0	\$0	\$0	\$6,600,297	\$4,739,000	\$15,000	\$1,846,297
SALT L	8110	Active	F-LC35(202)	OTHER	1 FORT UNION BLVD & HIGHLAND DRIVE INTERSECTION				INTERSECTION IMPROVEMENT				
		To Be Adv Dt: 04/05/16			FORT UNION BLVD & HIGHLAND DRIVE INTERSECTION								
		STP_URB_SL		\$1,627,551	\$2,277,506	\$0	\$0	\$0	\$0	\$3,905,057	\$3,640,685	\$0	\$264,372
		STP_URB_SL@1		\$591,315	\$0	\$0	\$0	\$0	\$0	\$591,315	\$591,315	\$0	\$0
		LOCAL_INKIND		\$0	\$42,939	\$0	\$0	\$0	\$0	\$42,939	\$0	\$0	\$42,939
			Total	\$2,218,866	\$2,320,445	\$0	\$0	\$0	\$0	\$4,539,311	\$4,232,000	\$0	\$307,311
SALT L	8565	Scoping	F-2082(11)11	OTHER	1 HIGHLAND DRIVE @ I-215; I215 WB ON-RAMP				CONSTRUCT RIGHT TURN LANE				
		Will Not Adv			HIGHLAND DRIVE @ I-215; I-215 WB ON-RAMP TO LA CRESTA								
		STP_URB_SL		\$0	\$1,781,615	\$0	\$0	\$0	\$0	\$1,781,615	\$1,661,000	\$0	\$120,615



DRAFT

DRAFT for Release to FHWA/FTA for Review

UDOT electronic Program Management Statewide Transportation Improvement Program

**STIP 2016-2021**

Report Run on: Sep 01, 2015, 10:40 A.M.

epm345_stip_report (Rev 723)

Region	PIN	Status Fund	Project No. Prior	Rt. Beg Len 2016	PIN Description / Project Location			Concept Description					
					2017	2018	2019	CD	Total	Fed Aid	State	Other	
Salt Lake County Projects													
SALT L	8599	Scoping Will Not Adv	NEWPROJECT-0027()	OTHER	TRANSIT ORIENTED DEVELOPMENT @ 1000 SO. TRAX STA. TRANSIT ORIENTED DEVELOPMENT (TOD) @ 10000 SOUTH TRAX STA.			Replace Surface Parking with Parking Structure					
		STP_URB_SL		\$0	\$0	\$0	\$1,072,616	\$1,072,616	\$0	\$2,145,232	\$2,000,000	\$0	\$145,232
SALT L	8601	Scoping Will Not Adv	F-0210(16)0	OTHER	1	WASATCH BOULEVARD & 7650 SOUTH WASATCH BOULEVARD & 7650 SOUTH			PARK AND RIDE LOT				
		CMAQ_WFRC		\$0	\$521,291	\$1,072,616	\$0	\$0	\$0	\$1,593,907	\$1,486,000	\$0	\$107,908
SALT L	10007	Undr Const Adv Dt: 03/14/15	F-R299(138)	OTHER	1	1300 East; Pioneer Road (12400 So) to 13200 So Other: 13TH EAST; 124TH TO 132ND to: 1.00 for: 1.00			Reconstruct widening				
		LOCAL_GOV		\$115,000	\$0	\$0	\$0	\$0	\$0	\$115,000	\$0	\$0	\$115,000
		STP_URB_SL		\$3,907,455	\$2,391	\$0	\$0	\$0	\$0	\$3,909,846	\$3,645,149	\$0	\$264,697
		Total		\$4,022,455	\$2,391	\$0	\$0	\$0	\$0	\$4,024,846	\$3,645,149	\$0	\$379,697
SALT L	10011	Scoping To Be Adv Dt: 03/25/16	F-2044(10)0	OTHER	1	13800 South; Bangert Hwy to 300 East Other: 138TH SO; BANERTER TO 3RD EAST to: .50 for: .50			Intersection Improvements				
		STP_URB_SL		\$180,000	\$1,142,987	\$2,636,978	\$0	\$0	\$0	\$3,959,965	\$3,691,875	\$0	\$268,090
SALT L	10603	Scoping Will Not Adv	S-0154(70)1	OTHER	Bangert Hwy. & 600 W. Design SR-154; 600 W.			New Interchange on Existing Freeway					
		ST_TIF		\$0	\$16,275,000	\$29,500,000	\$225,000	\$0	\$0	\$46,000,000	\$0	\$46,000,000	\$0
		ST_GF_HB242		\$2,135,326	\$0	\$0	\$0	\$0	\$0	\$2,135,326	\$0	\$2,135,326	\$0
		ST_TIF_SB229		\$0	\$0	\$0	\$0	\$0	\$0	\$0	\$0	\$0	\$0
		Total		\$2,135,326	\$16,275,000	\$29,500,000	\$225,000	\$0	\$0	\$48,135,326	\$0	\$48,135,326	\$0
SALT L	11857	Active To Be Adv Dt: 09/04/15	F-LC35(231)	OTHER	Larchwood Drive, Midvale City- Bridge Replacement Midvale City, 6755 South 690 East; Structure Replacement 035014D			Off-System Bridge					
		STP_BR		\$177,600	\$422,400	\$0	\$0	\$0	\$0	\$600,000	\$559,380	\$0	\$40,620
SALT L	12094	Active To Be Adv Dt: 12/09/15	F-R299(178)	OTHER	Spring Lane Sidewalk improvements Spring lane from 1300 E. to Highland Drive in Holladay City			Safe Sidewalk/ADA ramps					
		STP_TAP_ST		\$69,604	\$0	\$0	\$0	\$0	\$0	\$69,604	\$69,604	\$0	\$0
		ST_PVMT		\$0	\$0	\$0	\$0	\$0	\$0	\$0	\$0	\$0	\$0
		STP_FLX_ST		\$0	\$0	\$0	\$0	\$0	\$0	\$0	\$0	\$0	\$0
		LOCAL_GOV		\$0	\$149,406	\$0	\$0	\$0	\$0	\$149,406	\$0	\$0	\$149,406
		Total		\$69,604	\$149,406	\$0	\$0	\$0	\$0	\$219,010	\$69,604	\$0	\$149,406
SALT L	3616	Active Will Not Adv	SP-0182(1)0		Mountain View Corridor Presevation Mountain View Corridor			Purchase Parcels in advance of Project Activity					
		ST_CORR_PRES		\$0	\$61,424,000	\$0	\$0	\$0	\$0	\$61,424,000	\$0	\$61,424,000	\$0



DRAFT

DRAFT for Release to FHWA/FTA for Review

UDOT electronic Program Management Statewide Transportation Improvement Program



STIP 2016-2021

Report Run on: Sep 01, 2015, 10:40 A.M.

epm345_stip_report (Rev 723)

Region	PIN	Status Fund	Project No. Prior	Rt. Beg Len 2016	PIN Description / Project Location			Concept Description					
					2017	2018	2019	CD	Total	Fed Aid	State	Other	
Salt Lake County Projects													
SALT L	3904	Active Will Not Adv	SP-0071(14)4		700 East Corridor Corridor Preservation / Adv. Acquisition				Purchase Parcaels in advance of project activity				
		ST_CORR_PRES		\$461,453	\$0	\$0	\$0	\$0	\$461,453	\$0	\$461,453	\$0	
SALT L	4308	Active Will Not Adv	SP-9999(697)		Highland Drive Corridor Draper/Sandy to Highland Drive				Purchase Parcels in advance of project activity				
		ST_CORR_PRES		\$0	\$1,392,000	\$0	\$0	\$0	\$1,392,000	\$0	\$1,392,000	\$0	
SALT L	10009	Scoping To Be Adv Dt: 09/29/17	F-R299(139)		5600 West; 7800 South to 8600 South 5600 West from 7800 South to 8600 South				New Construction				
		STP_URB_SL		\$0	\$1,905,958	\$2,044,406	\$1,072,620	\$0	\$0	\$5,022,984	\$4,682,928	\$0	\$340,056
SALT L	10019	Advertised Adv Dt: 08/22/15	F-R299(143)		490 West from 200 North to 300 North 490 West from 200 North to 300 North				UTA/Transit				
		UTA_FUNDS		\$258,818	\$0	\$0	\$0	\$0	\$258,818	\$0	\$0	\$258,818	
		L_BETTERMENT		\$258,818	\$0	\$0	\$0	\$0	\$258,818	\$0	\$0	\$258,818	
		CMAQ_WFRC		\$1,501,662	\$0	\$0	\$0	\$0	\$1,501,662	\$1,399,999	\$0	\$101,663	
		Total		\$2,019,298	\$0	\$0	\$0	\$0	\$2,019,298	\$1,399,999	\$0	\$619,299	
SALT L	11055	Undr Const Adv Dt: 11/22/14	F-R299(161)		Magna Livable Streets Project Magna Livable Streets Project				Pedestrian/Bicycle Safety				
		EM_2012_TCSP		\$989,761	\$0	\$0	\$0	\$0	\$989,761	\$791,809	\$0	\$197,952	
		LOCAL_GOV		\$1,335,756	\$0	\$0	\$0	\$0	\$1,335,756	\$0	\$0	\$1,335,756	
		Total		\$2,325,517	\$0	\$0	\$0	\$0	\$2,325,517	\$791,809	\$0	\$1,533,708	
SALT L	11083	STIP To Be Adv Dt:	F-2076(1)		1300 East; 1300 South to 2100 South 1300 East; 1300 South to 2100 South				Reconstruct no widening				
		STP_URB_SL		\$0	\$369,123	\$72,616	\$4,279,738	\$0	\$0	\$4,721,477	\$4,401,833	\$0	\$319,644
SALT L	11084	STIP To Be Adv Dt:	F-LC35(214)		Portor Rockwell Blvd; 14942 South 550 West New Route; 14942; 550 West to 0.4 Miles South				New Construction				
		STP_URB_SL		\$0	\$547,034	\$0	\$0	\$3,436,662	\$3,983,696	\$3,714,000	\$269,696	\$0	
SALT L	11086	STIP To Be Adv Dt:	F-LC35(215)		Highland Drive & Minuteman Drive Highland & Minuteman Drive				Intersection Improvements				
		STP_URB_SL		\$0	\$547,034	\$536,308	\$766,921	\$0	\$0	\$1,850,263	\$1,725,000	\$0	\$125,263
SALT L	11087	STIP To Be Adv Dt:	F-0154(72)1		SR-154, Bangerter Highway & 200 West Bangerter Hwy (SR-154) & 200 West				Intersection Improvements				
		STP_URB_SL		\$0	\$948,193	\$0	\$0	\$0	\$948,193	\$884,000	\$64,193	\$0	



DRAFT

DRAFT for Release to FHWA/FTA for Review

UDOT electronic Program Management Statewide Transportation Improvement Program



STIP 2016-2021

Report Run on: Sep 01, 2015, 10:40 A.M.

epm345_stip_report (Rev 723)

Region	PIN	Status	Project No.	Rt. Beg Len	PIN Description / Project Location				Concept Description			State	Other
		Fund	Prior	2016	2017	2018	2019	CD	Total	Fed Aid			
Salt Lake County Projects													
SALT L	11093	STIP	F-LC35(216)		Bengal Blvd. & 2700 East Roundabout				Intersection Improvements				
	To Be Adv Dt:				Bengal Blvd & 2700 East								
	CMAQ_WFRC			\$0	\$0	\$0	\$0	\$1,072,616	\$1,072,616	\$1,000,000		\$72,616	\$0
SALT L	11094	Scoping	F-LC35(217)		7800 South & 1300 West				Intersection Improvements				
	To Be Adv Dt:	09/29/17			7800 South & 1300 West								
	CMAQ_WFRC			\$0	\$268,154	\$0	\$0	\$214,523	\$482,677	\$450,000		\$0	\$32,677
SALT L	11095	Scoping	F-LC35(218)		9000 South & 4000 West				Intersection Improvements				
	To Be Adv Dt:	09/28/18			9000 South & 4000 West								
	CMAQ_WFRC			\$0	\$268,154	\$0	\$536,308	\$0	\$804,462	\$750,000		\$0	\$54,462
SALT L	11096	STIP	F-R299(162)		I-215 Ramp Meters - I-215; 6200 So to State St.				Ramp Meters				
	To Be Adv Dt:				I-215 Various Locations; 6200 South to State Street								
	CMAQ_WFRC			\$0	\$10,726	\$980,371	\$0	\$0	\$991,097	\$924,000		\$67,097	\$0
SALT L	11097	Scoping	F-LC35(219)		Jordan River Trail - Gardner Village TRAX Station				Pedestrian/Bicycle Safety				
	To Be Adv Dt:	09/15/15			Jordan River Trail - Gardner Village TRAX Station								
	CMAQ_WFRC			\$0	\$321,785	\$0	\$0	\$0	\$321,785	\$300,000		\$0	\$21,785
SALT L	11098	Scoping	F-LC35(220)		U of U Central Campus Electrified Shuttle Route				UTA/Transit				
	To Be Adv Dt:	04/26/16			U of U Central Campus Electrified Shuttle Route								
	STP_URB_SL			\$85,000	\$628,290	\$0	\$0	\$0	\$713,290	\$665,000		\$0	\$48,290
SALT L	11963	Active	F-ST99(290)		FY 2015-2016 WFRC CPG; Planning - SL,WV, O/L Areas				Annual Work Program				
	Will Not Adv				Various Locations in Salt Lake/Ogden/Layton Urban Areas								
	FTA_5303			\$636,021	\$636,023	\$0	\$0	\$0	\$1,272,044	\$1,272,044		\$0	\$0
	L_PASS_MATCH			\$451,330	\$0	\$0	\$0	\$0	\$451,330	\$0		\$0	\$451,330
	STP_URB_SL			\$744,000	\$0	\$0	\$0	\$0	\$744,000	\$744,000		\$0	\$0
	STP_URB_O/L			\$456,000	\$0	\$0	\$0	\$0	\$456,000	\$456,000		\$0	\$0
	PL_WFRC			\$3,743,242	\$0	\$0	\$0	\$0	\$3,743,242	\$3,743,242		\$0	\$0
	Total			\$6,030,593	\$636,023	\$0	\$0	\$0	\$6,666,616	\$6,215,286		\$0	\$451,330
SALT L	11984	STIP	F-LC35(239)		Salt Lake Central Bus Maintenance Facility				UTA/Transit				
	Will Not Adv				Salt Lake Central Bus Maintenance Facility								
	STP_URB_SL			\$0	\$0	\$0	\$3,217,848	\$0	\$3,217,848	\$3,000,000		\$0	\$217,848



DRAFT

DRAFT for Release to FHWA/FTA for Review

UDOT electronic Program Management Statewide Transportation Improvement Program



STIP 2016-2021

Report Run on: Sep 01, 2015, 10:40 A.M.

epm345_stip_report (Rev 723)

Region	PIN	Status Fund	Project No. Prior	Rt. Beg Len 2016	PIN Description / Project Location				Concept Description			State	Other
					2017	2018	2019	CD	Total	Fed Aid			
Salt Lake County Projects													
SALT L	11985	Active Will Not Adv	F-LC35(240)		Project Planning Support - Salt Lake County Project Planning Support - Salt Lake County				Local/MPO/Other Agency Pass-Through				
		STP_URB_SL		\$278,880	\$557,760	\$278,880	\$278,880	\$0	\$278,880	\$1,673,280	\$1,559,999	\$0	\$113,281
SALT L	11986	STIP Will Not Adv	F-LC35(241)		Porter Rockwell Blvd (5th Segment) Porter Rockwell Blvd (Fifth Segment); Redwood Road to 0.46 miles east				New Construction				
		STP_URB_SL		\$0	\$10,726	\$2,145,232	\$1,887,804	\$1,072,616	\$0	\$5,116,378	\$4,769,999	\$0	\$346,379
SALT L	11987	STIP Will Not Adv	F-LC35(242)		Vine Street; 900 East to 1300 East Vine Street; 900 East to 1300 East				Reconstruct widening				
		STP_URB_SL		\$0	\$10,726	\$268,154	\$1,866,352	\$2,145,232	\$0	\$4,290,464	\$4,000,000	\$0	\$290,464
SALT L	11988	Scoping To Be Adv Dt: 09/30/16	F-LC35(243)		4700 South to Southbound I-215 4700 South Separated Right Turn Lane to Southbound I-215				Reconstruct widening				
		STP_URB_SL		\$0	\$2,649,362	\$0	\$0	\$0	\$0	\$2,649,362	\$2,470,000	\$0	\$179,362
SALT L	11998	STIP To Be Adv Dt:	F-LC35(245)		Little Cottonwood Canyon - Snowbird Entry 1 Little Cottonwood Canyon Intersection - Snowbird Entry 1				Intersection Modification				
		CMAQ_WFRC		\$0	\$10,726	\$364,689	\$0	\$0	\$0	\$375,415	\$349,999	\$25,416	\$0
SALT L	11999	STIP Will Not Adv	F-LC(246)		Black Line TRAX Service; SL Central Station to U Black Line TRAX Service; SL Central Station to University of Utah				UTA/Transit				
		CMAQ_WFRC		\$0	\$10,726	\$0	\$0	\$0	\$2,134,506	\$2,145,232	\$2,000,000	\$0	\$145,232
SALT L	12000	STIP Will Not Adv	F-LC35(247)		Bengal Blvd & 2300 East Round-About Bengal Blvd & 2300 East Round-About				Intersection Modification				
		CMAQ_WFRC		\$0	\$10,726	\$0	\$1,072,616	\$1,764,454	\$0	\$2,847,796	\$2,655,000	\$0	\$192,796
SALT L	12001	Scoping To Be Adv Dt: 04/14/16	F-LC35(232)		1300 East Buttercup Pedestrian Bridge 1300 East Buttercup Pedestrian Bridge				School Zone Safety				
		CMAQ_WFRC		\$307,276	\$776,066	\$1,061,890	\$0	\$0	\$0	\$2,145,232	\$2,000,000	\$0	\$145,232
SALT L	12006	Undr Const Adv Dt: 06/06/15	F-LC35(233)		200 West; North Temple to 900 South 200 West - Enhanced/ Separated Bikeway; North Temple to 900 South				Trails				
		TAP_URB_WFRC		\$85,000	\$0	\$0	\$0	\$0	\$0	\$85,000	\$85,000	\$0	\$0
		LOCAL_GOV		\$22,466	\$822,534	\$0	\$0	\$0	\$0	\$845,000	\$0	\$0	\$845,000
		Total		\$107,466	\$822,534	\$0	\$0	\$0	\$0	\$930,000	\$85,000	\$0	\$845,000



DRAFT

DRAFT for Release to FHWA/FTA for Review

UDOT electronic Program Management

Statewide Transportation Improvement Program



STIP 2016-2021

Report Run on: Sep 01, 2015, 10:40 A.M.

epm345_stip_report (Rev 723)

Region	PIN	Status	Project No.	Rt. Beg Len	PIN Description / Project Location				Concept Description			State	Other
		Fund	Prior	2016	2017	2018	2019	CD	Total	Fed Aid			
Salt Lake County Projects													
SALT L	12011	Scoping	F-LC35(238)		Welby Jacob & Bingham Creek, South Jordan				Trails				
		To Be Adv Dt: 01/12/16			Welby Jacob and Bingham Creek; North City Limit to South City Limit, South Jordan								
		TAP_URB_WFRC		\$0	\$37,292	\$0	\$0	\$0	\$0	\$37,292	\$37,292	\$0	\$0
		LOCAL_GOV		\$0	\$2,708	\$0	\$0	\$0	\$0	\$2,708	\$0	\$0	\$2,708
		Total		\$0	\$40,000	\$0	\$0	\$0	\$0	\$40,000	\$37,292	\$0	\$2,708
SALT L	13112	STIP	F-LC35(249)		Porter Rockwell Blvd (4th Seg); East Jordan Canal				New Capacity				
		To Be Adv Dt:			Porter Rockwell Blvd (4th Seg); East Jordan Canal								
		STP_URB_SL		\$0	\$0	\$0	\$536,308	\$2,681,540	\$3,256,852	\$6,474,700	\$6,036,363	\$0	\$438,337
SALT L	13113	STIP	F-LC35(250)		11800 South; Mountain View Corridor to 5600 West				New Capacity				
		To Be Adv Dt:			11800 South; Mountain View Corridor to 5600 West								
		STP_URB_SL		\$0	\$0	\$0	\$268,154	\$1,072,616	\$804,462	\$2,145,232	\$2,000,000	\$0	\$145,232
SALT L	13114	STIP	F-0089(392)0		9270 South & State Street; 150 East to State St.				Intersection Improvements				
		To Be Adv Dt:			9270 South & State Street; 150 East to State St.								
		STP_URB_SL		\$0	\$10,726	\$0	\$429,046	\$1,608,924	\$1,387,704	\$3,436,400	\$3,203,756	\$0	\$232,644
SALT L	13116	Scoping	F-LC35(252)		3200 West; 10431 South to 10600 South				Reconstruct widening				
		To Be Adv Dt: 06/29/18			3200 West; 10431 South to 10600 South								
		STP_URB_SL		\$0	\$10,726	\$0	\$268,154	\$793,736	\$0	\$1,072,616	\$1,000,000	\$0	\$72,616
SALT L	13117	Scoping	F-LC35(253)		4100 South; Bangerter Highway to 4400 West				Reconstruct widening				
		To Be Adv Dt: 09/30/19			4100 South; Bangerter Highway to 4400 West								
		STP_URB_SL		\$0	\$10,726	\$0	\$519,517	\$1,072,616	\$2,681,541	\$4,284,400	\$3,994,346	\$0	\$290,054
SALT L	13125	STIP	F-LC35(254)		Sugarhouse Streetcar Double Track; 500 Eto 600 E				UTA/Transit				
		To Be Adv Dt:			Sugarhouse Streetcar Double Track; 500 Eto 600 E								
		CMAQ_WFRC		\$0	\$0	\$0	\$0	\$536,308	\$429,046	\$965,354	\$900,000	\$0	\$65,354
SALT L	13126	STIP	F-LC35(255)		Hillsborough Pond Park & Ride; Wasatch Blvd.				UTA/Transit				
		To Be Adv Dt:			Hillsborough Pond Park & Ride; Wasatch Blvd.								
		CMAQ_WFRC		\$0	\$0	\$0	\$0	\$536,308	\$1,248,392	\$1,784,700	\$1,663,876	\$0	\$120,824
SALT L	13127	STIP	F-LC35(256)		Depot District Service Center (DDSC): 669 W 200 So				UTA/Transit				
		To Be Adv Dt:			Depot District Service Center (DDSC): 669 W 200 So								
		CMAQ_WFRC		\$0	\$0	\$0	\$0	\$536,308	\$482,677	\$1,018,985	\$950,000	\$0	\$68,985



DRAFT

DRAFT for Release to FHWA/FTA for Review

UDOT electronic Program Management Statewide Transportation Improvement Program



STIP 2016-2021

Report Run on: Sep 01, 2015, 10:40 A.M.

epm345_stip_report (Rev 723)

Region	PIN	Status	Project No.	Rt. Beg Len	PIN Description / Project Location				Concept Description			State	Other
		Fund	Prior	2016	2017	2018	2019	CD	Total	Fed Aid			
Salt Lake County Projects													
SALT L	13128	STIP	F-LC35(257)										
		To Be Adv Dt:											
		CMAQ_WFRC		\$0	\$0	\$0	\$0	\$374,389	\$332,511	\$706,900	\$659,043	\$0	\$47,857
SALT L	13129	STIP	F-LC35(258)										
		To Be Adv Dt:											
		CMAQ_WFRC		\$0	\$0	\$0	\$0	\$925,800	\$0	\$925,800	\$863,123	\$62,677	\$0
SALT L	13130	STIP	F-LC35(259)										
		To Be Adv Dt:											
		CMAQ_WFRC		\$0	\$0	\$0	\$0	\$0	\$669,700	\$669,700	\$624,361	\$0	\$45,339
SALT L	13131	STIP	F-LC35(260)										
		To Be Adv Dt:											
		CMAQ_WFRC		\$0	\$0	\$0	\$0	\$462,900	\$0	\$462,900	\$431,562	\$31,338	\$0
SALT L	13134	Scoping	F-LC35(261)										
		To Be Adv Dt: 11/20/15											
		TAP_URB_WFRC		\$0	\$77,300	\$0	\$0	\$0	\$0	\$77,300	\$72,067	\$0	\$5,233
SALT L	13135	Scoping	F-LC35(262)										
		Will Not Adv											
		TAP_URB_WFRC		\$5,000	\$183,899	\$0	\$0	\$0	\$0	\$188,899	\$176,111	\$0	\$12,788
SALT L	13136	STIP	F-LC35(263)										
		To Be Adv Dt:											
		TAP_URB_WFRC		\$0	\$268,154	\$0	\$0	\$0	\$0	\$268,154	\$250,000	\$0	\$18,154
SALT L	13137	Scoping	F-LC35(264)										
		To Be Adv Dt: 09/15/15											
		TAP_URB_WFRC		\$0	\$206,800	\$0	\$0	\$0	\$0	\$206,800	\$192,800	\$0	\$14,000
SALT L	13138	Scoping	F-LC35(265)										
		To Be Adv Dt: 07/09/15											
		TAP_URB_WFRC		\$40,223	\$0	\$0	\$0	\$0	\$0	\$40,223	\$37,500	\$0	\$2,723
		LOCAL_GOVT		\$9,777	\$0	\$0	\$0	\$0	\$0	\$9,777	\$0	\$0	\$9,777
		Total		\$50,000	\$0	\$0	\$0	\$0	\$0	\$50,000	\$37,500	\$0	\$12,500



DRAFT

DRAFT for Release to FHWA/FTA for Review

UDOT electronic Program Management Statewide Transportation Improvement Program



STIP 2016-2021

Report Run on: Sep 01, 2015, 10:40 A.M.

epm345_stip_report (Rev 723)

Region	PIN	Status Fund	Project No. Prior	Rt. Beg Len 2016	PIN Description / Project Location				Concept Description			
					2017	2018	2019	CD	Total	Fed Aid	State	Other
Salt Lake County Projects												
SALT L	13149	Scoping To Be Adv Dt: 01/31/18 ST_TIF	S-0085(9)									
				\$0	\$0	\$35,000,000	\$90,000,000	\$190,000,000	\$185,000,000	\$500,000,000	\$0	\$500,000,000
												\$0
SALT L	13631	STIP Will Not Adv CMAQ_WFRC	F-LC35(266)									
				\$0	\$0	\$0	\$0	\$268,154	\$347,527	\$615,681	\$573,999	\$0
												\$41,682
SALT L	13657	Scoping Will Not Adv ST_SB215	S-0173(29)4									
				\$100,000	\$0	\$0	\$0	\$0	\$0	\$100,000	\$0	\$100,000
												\$0
SALT L	14033	Funding To Be Adv Dt: STP_URB_SL	NEWPROJ(14033)									
				\$0	\$0	\$0	\$0	\$3,217,848	\$3,217,848	\$3,000,000	\$0	\$217,848
SALT L	14034	Funding To Be Adv Dt: STP_URB_SL	NEWPROJ(14034)									
				\$0	\$0	\$10,726	\$0	\$257,428	\$5,094,926	\$5,363,080	\$4,999,999	\$0
												\$363,081
SALT L	14035	Funding To Be Adv Dt: STP_URB_SL	NEWPROJ(14035)									
				\$0	\$0	\$0	\$0	\$321,785	\$4,290,464	\$4,612,249	\$4,300,000	\$0
												\$312,249
SALT L	14036	Funding To Be Adv Dt: STP_URB_SL	NEWPROJ(14036)									
				\$0	\$0	\$10,505	\$0	\$1,072,616	\$2,574,279	\$3,657,400	\$3,409,794	\$0
												\$247,606
SALT L	14037	Funding To Be Adv Dt: STP_URB_SL	NEWPROJ(14037)									
				\$0	\$0	\$285,200	\$0	\$0	\$0	\$285,200	\$265,892	\$19,308
												\$0
SALT L	14039	Funding To Be Adv Dt: STP_URB_SL	NEWPROJ(14039)									
				\$0	\$0	\$10,726	\$0	\$257,428	\$6,167,542	\$6,435,696	\$5,999,999	\$0
												\$435,697



DRAFT

DRAFT for Release to FHWA/FTA for Review

UDOT electronic Program Management Statewide Transportation Improvement Program



STIP 2016-2021

Report Run on: Sep 01, 2015, 10:40 A.M.

epm345_stip_report (Rev 723)

Region	PIN	Status Fund	Project No. Prior	Rt. Beg Len 2016	PIN Description / Project Location				Concept Description			State	Other
					2017	2018	2019	CD	Total	Fed Aid			
Salt Lake County Projects													
SALT L	14040	Funding To Be Adv Dt:	NEWPROJ(14040)		2200 West; 9400 South to 10400 South 2200 West; 9400 South to 10400 South				Reconstruct & Widening				
		STP_URB_SL		\$0	\$0	\$10,726	\$0	\$352,258	\$1,072,616	\$1,435,600	\$1,338,410	\$0	\$97,190
NEW													
SALT L	14041	Funding To Be Adv Dt:	NEWPROJ(14041)		Highland Drive; Spring Lane to Fardown Avenue Highland Drive; Spring Lane to Fardown Avenue				Reconstruct no widening				
		STP_URB_SL		\$0	\$0	\$10,726	\$0	\$250,641	\$2,145,232	\$2,406,599	\$2,243,672	\$0	\$162,927
NEW													
SALT L	14046	Funding To Be Adv Dt:	NEWPROJ(14046)		33/35 MAX Expansion and Optimization 33/35 MAX Expansion and Optimization				UTA/Transit				
		CMAQ_WFRC		\$0	\$0	\$0	\$0	\$268,154	\$2,735,171	\$3,003,325	\$2,800,000	\$0	\$203,325
NEW													
SALT L	14047	Funding To Be Adv Dt:	NEWPROJ(14047)		Sugar House Streetcar Double Track; 700 E to 800 E Sugar House Streetcar Double Track; 700 East to 800 East				UTA/Transit				
		CMAQ_WFRC		\$0	\$0	\$0	\$0	\$268,154	\$804,462	\$1,072,616	\$1,000,000	\$0	\$72,616
NEW													
SALT L	14048	Funding To Be Adv Dt:	NEWPROJ(14048)		(VMS);SR-201 WB, Between I-15 & I-215 Variable Message Sign (VMS);SR-201 WB, Between I-15 & I-215				Traffic Signal Coordination				
		CMAQ_WFRC		\$0	\$0	\$0	\$0	\$0	\$569,200	\$569,200	\$530,665	\$38,535	\$0
NEW													
SALT L	14049	Funding To Be Adv Dt:	NEWPROJ(14049)		Bus Route Service Expansion Subsidy Bus Route Service Expansion Subsidy				UTA/Transit				
		CMAQ_WFRC		\$0	\$0	\$0	\$268,154	\$268,154	\$836,692	\$1,373,000	\$1,280,048	\$0	\$92,952
NEW													
SALT L	14050	Funding To Be Adv Dt:	NEWPROJ(14050)		Connected Vehicle Deployment Connected Vehicle Deployment				ITS Communications				
		CMAQ_WFRC		\$0	\$0	\$0	\$0	\$0	\$1,072,800	\$1,072,800	\$1,000,171	\$72,629	\$0
NEW													
SALT L	14051	Funding To Be Adv Dt:	NEWPROJ(14051)		12600 South Bicycle Lanes; Bangerter Hwy. to MVC 12600 South Bicycle Lanes; Bangerter Highway to Mountain View Corridor				Transportation Alternatives				
		CMAQ_WFRC		\$0	\$0	\$10,726	\$0	\$257,428	\$1,608,924	\$1,877,078	\$1,750,000	\$0	\$127,078
NEW													
SALT L	14054	Funding To Be Adv Dt:	NEWPROJ(14054)		1300 South Bypass; 200 East to 500 West 1300 South Bypass; 200 East to 500 West				Pedestrian/Bicycle Safety				
		TAP_URB_WFRC		\$0	\$347,528	\$0	\$0	\$0	\$0	\$347,528	\$324,000	\$0	\$23,528
NEW													



DRAFT

DRAFT for Release to FHWA/FTA for Review

UDOT electronic Program Management

Statewide Transportation Improvement Program



STIP 2016-2021

Report Run on: Sep 01, 2015, 10:40 A.M.

epm345_stip_report (Rev 723)

Region	PIN	Status Fund	Project No. Prior	Rt.	Beg	Len	PIN Description / Project Location				Concept Description			State	Other
					2016		2017	2018	2019	CD	Total	Fed Aid			
Salt Lake County Projects															
NEW	SALT L	14055 To Be Adv Dt:	Funding NEWPROJ(14055)				Bike Share Expansion Bike Share Expansion					Pedestrian/Bicycle Safety			
		TAP_URB_WFRC		\$0		\$375,416	\$0	\$0	\$0	\$0	\$375,416	\$350,000	\$0	\$25,416	
NEW	SALT L	14056 To Be Adv Dt:	Funding NEWPROJ(14056)				Sandy Canal Trail HAWK Signal Sandy Canal Trail HAWK Signal					Highway Safety Improvement			
		TAP_URB_WFRC		\$0		\$173,764	\$0	\$0	\$0	\$0	\$173,764	\$162,000	\$0	\$11,764	
9938	SALT L	8549 Adv Dt:	Advertised F-I15-7(291)303 04/11/15	15	303	1	3300 So & I-15 Landscaping State Route: I-15 from: 303.34 to: 303.94 for: .60					Landscaping			
		STP_ENH_ST		\$603,321		\$236,049	\$0	\$0	\$0	\$0	\$839,370	\$671,496	\$167,874	\$0	
13926	SALT L	13311 Will Not Adv	Scoping S-LC35(269)	48	4		SR-48 between Prosperity Rd and 6400 W; Sidewalk SR-48; MP 4.18 - 4.41					Local/MPO/Other Agency Pass-Through			
		ST_PVMT		\$0		\$0	\$0	\$0	\$0	\$0	\$0	\$0	\$0	\$0	\$0
13256	SALT L	5589 Will Not Adv	Scoping S-0068(94)44	68	44	16	SR-68 MP 43.8 to 59.5; Traffic Study SR-68; MP 43.76 - 59.37					Traffic			
		ST_CONT_R2		\$70,000		\$0	\$0	\$0	\$0	\$0	\$70,000	\$0	\$70,000	\$0	\$0
13688	SALT L	5954 Will Not Adv	Scoping S-ST99(337)	68	51	8	Connected Vehicle Development SR-68; MP 51.31 - 59.46					ATMS			
		ST_ATMS		\$200,000		\$0	\$0	\$0	\$0	\$0	\$200,000	\$0	\$200,000	\$0	\$0
13452	SALT L	12133 To Be Adv Dt:	Scoping F-0068(96)50 09/10/15	68	50	2	SR-68; Redwood Rd.- 6700 S. to 4700 S SR-68; MP 50.01 - 52.45					Preservation - Roadway			
		NHPP_NHS		\$100,000		\$2,300,000	\$0	\$0	\$0	\$0	\$2,400,000	\$2,237,520	\$162,480	\$0	\$0
11391	SALT L	5775 Will Not Adv	Scoping S-0071(46)15	71	15		SR-71/Ellerby Ave Intersection Imps SR-71; MP 15.30 - 15.30					Spot Safety			
		ST_SPOT_SFTY		\$50,000		\$0	\$0	\$0	\$0	\$0	\$50,000	\$0	\$50,000	\$0	\$0
12714	SALT L	5952 Adv Dt:	Advertised F-0071(42)17 08/15/15	71	17		SR-71 & 3900 South, Traffic Signal Reconstruct SR-71; MP 17.39 - 17.39					Traffic Signal - Upgrade			
		HSIP		\$110,400		\$0	\$0	\$0	\$0	\$0	\$110,400	\$102,926	\$7,474	\$0	\$0
		ST_SIGNALS		\$475,000		\$0	\$0	\$0	\$0	\$0	\$475,000	\$0	\$475,000	\$0	\$0
		SEC164_HSIP		\$336,600		\$0	\$0	\$0	\$0	\$0	\$336,600	\$313,812	\$22,788	\$0	\$0
		Total		\$922,000		\$0	\$0	\$0	\$0	\$0	\$0	\$922,000	\$416,738	\$505,262	



DRAFT

DRAFT for Release to FHWA/FTA for Review

UDOT electronic Program Management Statewide Transportation Improvement Program

**STIP 2016-2021**

Report Run on: Sep 01, 2015, 10:40 A.M.

epm345_stip_report (Rev 723)

Region	PIN	Status Fund	Project No. Prior	Rt.	Beg Len 2016	PIN Description / Project Location 201720182019				CD	Total	Fed Aid	State	Other
Salt Lake County Projects														
SALT L	5952	Scoping Will Not Adv	S-0071(48)14	71	14	SR-71 (900 East) & Southwood Drive (MP 13.67) SR-71; MP 13.67 - 13.67				Traffic Signal - New				
		ST_SIGNALS			\$50,000		\$0	\$0	\$0	\$0	\$50,000	\$0	\$50,000	\$0
	13423	ST_SPOT_SFTY			\$50,000		\$0	\$0	\$0	\$0	\$50,000	\$0	\$50,000	\$0
		Total			\$100,000		\$0	\$0	\$0	\$0	\$100,000	\$0	\$100,000	\$0
SALT L	6019	Active To Be Adv Dt: 03/03/16	F-0071(40)13	71	13	SR-71/Ft. Union Blvd Int. Dual Lefts SR-71; MP 12.69 - 12.69				Highway Safety Improvement/Intersection Improvements				
		HSIP			\$1,105,000		\$895,000	\$0	\$0	\$0	\$2,000,000	\$1,864,600	\$135,400	\$0
	11407													
SALT L	6019	STIP To Be Adv Dt:	F-0071(49)10	71	10	2 SR-71; MP 9.7-11.7, Raised Medians SR-71; MP 9.70 - 11.70				Highway Safety Improvement				
		HSIP			\$0		\$500,000	\$0	\$0	\$0	\$500,000	\$466,150	\$33,850	\$0
	13223													
SALT L	11731	Undr Const Adv Dt: 02/14/15	F-0071(45)18	71	18	4 SR-71 (700 East); 3300 South to 400 South SR-71; MP 18.28 - 22.47				Minor Rehabilitation - Roadway				
		NHS			\$1,086,356		\$0	\$0	\$0	\$0	\$1,086,356	\$1,012,810	\$73,546	\$0
	10863	NHPP_NHS			\$2,179,644		\$1,134,000	\$0	\$0	\$0	\$3,313,644	\$3,089,310	\$224,334	\$0
		Total			\$3,266,000		\$1,134,000	\$0	\$0	\$0	\$4,400,000	\$4,102,120	\$297,880	\$0
SALT L	7231	Awarded Adv Dt: 07/06/15	S-I80-3(184)126	80	126	I-80; 1700 East Bridge Collision Repair, F-49 I-80; MP 125.59 - 125.80				Collision Repair				
		ST_INS-RECOV			\$7,042		\$367,958	\$0	\$0	\$0	\$375,000	\$0	\$375,000	\$0
	13449													
SALT L	5952	Active Will Not Adv	S-0089(370)0	89	380	US-89; Ped Signal between S Temple and 100 S US-89; MP 379.74 - 379.74				Traffic Signal - New				
		ST_SPOT_SFTY			\$25,000		\$0	\$0	\$0	\$0	\$25,000	\$0	\$25,000	\$0
	12933	ST_CONT_R2			\$100,000		\$0	\$0	\$0	\$0	\$100,000	\$0	\$100,000	\$0
		ST_SIGNALS			\$150,000		\$0	\$0	\$0	\$0	\$150,000	\$0	\$150,000	\$0
		Total			\$275,000		\$0	\$0	\$0	\$0	\$275,000	\$0	\$275,000	\$0
SALT L	5952	Scoping Will Not Adv	S-0089(381)378	89	378	US-89 (State St) & Herbert Ave (1060 S); MP 377.65 US-89; MP 377.66 - 377.66				Traffic Signal - New				
		ST_SIGNALS			\$150,000		\$25,000	\$0	\$0	\$0	\$175,000	\$0	\$175,000	\$0
	13052													
SALT L	11731	Undr Const Adv Dt: 12/20/14	F-0089(380)363	89	363	5 US-89; VARIOUS LOCATIONS US-89; MP 363.25 - 368.09				Preservation - Roadway				
		NHPP_NHS			\$1,461,699		\$0	\$0	\$0	\$0	\$1,461,699	\$1,362,742	\$98,957	\$0
	12361	STP_FLX_ST			\$447,005		\$0	\$0	\$0	\$0	\$447,005	\$416,743	\$30,262	\$0
		HSIP			\$0		\$200,000	\$0	\$0	\$0	\$200,000	\$186,460	\$13,540	\$0
		Total			\$1,908,704		\$200,000	\$0	\$0	\$0	\$2,108,704	\$1,965,945	\$142,759	\$0



DRAFT

DRAFT for Release to FHWA/FTA for Review

UDOT electronic Program Management Statewide Transportation Improvement Program



STIP 2016-2021

Report Run on: Sep 01, 2015, 10:40 A.M.

epm345_stip_report (Rev 723)

Region	PIN	Status	Project No.	Rt.	Beg Len	PIN Description / Project Location				Concept Description				
		Fund	Prior		2016	2017	2018	2019	CD	Total	Fed Aid	State	Other	
Salt Lake County Projects														
SALT L	13716	Scoping	F-0111(26)0		111	9	SR-111; SR-48 to 3500 S.			Minor Rehabilitation - Roadway				
	To Be Adv Dt: 12/30/15													
		STP_FLX_ST			\$200,000	\$5,200,000	\$0	\$0	\$0	\$0	\$5,400,000	\$5,034,420	\$365,580	\$0
	11498													
SALT L	5952	Scoping	S-0151(75)		151	4	SR-151 (106th South) & South Jordan Gateway			Traffic Signal - New				
	Will Not Adv													
		ST_SIGNALS			\$150,000	\$0	\$0	\$0	\$0	\$0	\$150,000	\$0	\$150,000	\$0
	12976													
SALT L	5775	STIP	S-0152(32)2		152	2	SR-152; MP 1.7-1.9, Install Guardrail			Spot Safety/Barrier - T/S				
	To Be Adv Dt:													
		ST_SPOT_SFTY			\$0	\$27,000	\$0	\$0	\$0	\$0	\$27,000	\$0	\$27,000	\$0
	13594													
SALT L	12135	Scoping	F-0154(79)0		154	11	SR-154; 9000 S. to I-15			Minor Rehabilitation - Roadway				
	To Be Adv Dt: 09/10/15													
		STP_FLX_ST			\$150,000	\$5,550,000	\$0	\$0	\$0	\$0	\$5,700,000	\$5,314,110	\$385,890	\$0
	10866													
SALT L	5775	Active	S-0171(47)		171	6	SR-171/4000 W, Signal Upgrades			Spot Safety/Traffic Signal - Upgrade				
	Will Not Adv													
		ST_SIGNALS			\$30,000	\$99,000	\$0	\$0	\$0	\$0	\$129,000	\$0	\$129,000	\$0
	12923	ST_SPOT_SFTY			\$120,000	\$8,500	\$0	\$0	\$0	\$0	\$128,500	\$0	\$128,500	\$0
		Total			\$150,000	\$107,500	\$0	\$0	\$0	\$0	\$257,500	\$0	\$257,500	\$0
SALT L	5952	STIP	S-R299(209)		171	13	SR-171 & Melbourne/Honeycut (MP 13.34)			Pedestrian/Bicycle Safety				
	To Be Adv Dt:													
		ST_SIGNALS			\$0	\$150,000	\$0	\$0	\$0	\$0	\$150,000	\$0	\$150,000	\$0
	13946													
SALT L	8549	Active	F-0171(33)9		171	9	SR-171, 3300 So. Pathway Jordan Rv Trail - Trax			Pedestrian/Bicycle Safety				
	To Be Adv Dt: 12/07/15													
		ST_CONT_R2			\$50,000	\$0	\$0	\$0	\$0	\$0	\$50,000	\$0	\$50,000	\$0
	9647	TAP_URB_WFRC			\$0	\$536,308	\$0	\$0	\$0	\$0	\$536,308	\$500,000	\$0	\$36,308
		LOCAL_GOV			\$113,692	\$0	\$0	\$0	\$0	\$0	\$113,692	\$0	\$0	\$113,692
		Total			\$163,692	\$536,308	\$0	\$0	\$0	\$0	\$700,000	\$500,000	\$50,000	\$150,000
SALT L	12135	Scoping	F-0171(49)0		171	4	SR-171; 8400 West to 5600 West			Minor Rehabilitation - Roadway				
	To Be Adv Dt: 03/21/16													
		NHPP_NHS			\$300,000	\$5,700,000	\$0	\$0	\$0	\$0	\$6,000,000	\$5,593,800	\$406,200	\$0
	12497													
SALT L	5952	Scoping	S-0172(29)5		172	5	SR-172 (5600 West) & 2455 South			Traffic Signal - Upgrade				
	To Be Adv Dt: 04/30/15													
		ST_SIGNALS			\$35,410	\$0	\$0	\$0	\$0	\$0	\$35,410	\$0	\$35,410	\$0
	13273													



DRAFT

DRAFT for Release to FHWA/FTA for Review

UDOT electronic Program Management Statewide Transportation Improvement Program



STIP 2016-2021

Report Run on: Sep 01, 2015, 10:40 A.M.

epm345_stip_report (Rev 723)

Region	PIN	Status Fund	Project No. Prior	Rt.	Beg Len 2016	PIN Description / Project Location 2017 2018 2019	Concept Description CD	Total	Fed Aid	State	Other
Salt Lake County Projects											
SALT L	5996	Scoping To Be Adv Dt: 08/31/15 CMAQ_WFRC	F-0172(28)0		172	6 5600 West Interconnect SR-172; MP .00 - 6.16	ITS Communications				
	12633				\$0	\$140,000	\$0	\$0	\$0	\$140,000	\$130,522 \$9,478 \$0
SALT L	12135	Active To Be Adv Dt: 09/10/15 STP_FLX_ST	F-0172(31)0		172	2 SR-172; 6200 South to 4700 South SR-172; MP .00 - 1.99	Minor Rehabilitation - Roadway				
	12520				\$150,000	\$3,950,000	\$0	\$0	\$0	\$4,100,000	\$3,822,430 \$277,570 \$0
SALT L	5589	Scoping Will Not Adv ST_CONT_R2	S-0173(28)9		173 9	SR-173 MP 8.6; Curb and gutter joint with Murray SR-173; MP 8.60 - 8.60	Drainage - Maint				
	13236				\$8,000	\$0	\$0	\$0	\$0	\$8,000	\$0 \$8,000 \$0
SALT L	5952	Scoping Will Not Adv ST_SIGNALS	S-0173(27)		173 3	SR-173 & Rockford Street, Crosswalk Improvements SR-173; MP 3.08 - 3.08	Traffic Signal - New				
	12997				\$50,000	\$0	\$0	\$0	\$0	\$50,000	\$0 \$50,000 \$0
SALT L	5952	STIP To Be Adv Dt: ST_SIGNALS	S-0173(30)7		173 7	SR-173 (5400 South) & 1900 West (MP 7.05) SR-173; MP 7.05 - 7.05	Traffic Signal - New				
	13691				\$15,000	\$0	\$0	\$0	\$0	\$15,000	\$0 \$15,000 \$0
SALT L	5952	STIP To Be Adv Dt: ST_SIGNALS	S-0173(32)4		173 4	SR-173 (5400 South) & 4420 West (MP 4.23) SR-173; MP 4.24 - 4.24	Traffic Signal - New				
	13964				\$0	\$200,000	\$0	\$0	\$0	\$200,000	\$0 \$200,000 \$0
SALT L	11731	Undr Const Adv Dt: 03/28/15 STP_FLX_ST HSIP	F-0173(26)7		173 7	2 SR-173; Redwood Rd. to State Street SR-173; MP 7.05 - 9.20	Minor Rehabilitation - Roadway				
	11494				\$3,982,115	\$0	\$0	\$0	\$0	\$3,982,115	\$3,712,526 \$269,589
					\$820,055	\$608,945	\$0	\$0	\$0	\$1,429,000	\$1,332,257 \$96,743
			Total		\$4,802,170	\$608,945	\$0	\$0	\$0	\$5,411,115	\$5,044,783 \$366,332 \$0
SALT L	12135	Scoping To Be Adv Dt: 01/25/16 STP_FLX_ST	F-0173(31)0		173	3 SR-173; SR-111 to 5600 W. SR-173; MP .00 - 2.75	Minor Rehabilitation - Roadway				
	11495				\$0	\$2,700,000	\$0	\$0	\$0	\$2,700,000	\$2,517,210 \$182,790 \$0
SALT L	5589	STIP Will Not Adv ST_CONT_R2	S-0186(28)6		186 6	SR-186, Foothill Blvd - Permitting Project SR-186; MP 6.40 - 6.60	New Sign Structure				
	13726				\$150,000	\$0	\$0	\$0	\$0	\$150,000	\$0 \$150,000 \$0



DRAFT

DRAFT for Release to FHWA/FTA for Review

UDOT electronic Program Management

Statewide Transportation Improvement Program



STIP 2016-2021

Report Run on: Sep 01, 2015, 10:40 A.M.

epm345_stip_report (Rev 723)

Region	PIN	Status	Project No.	Rt.	Beg	Len	PIN Description / Project Location				Concept Description			State	Other
		Fund	Prior		2016		2017	2018	2019		CD	Total	Fed Aid		
Salt Lake County Projects															
SALT L	5589	Scoping	S-0186(30)4	186	4		SR-186; MP 3.95 - 4.0; Curve Warning Signs				Signing - T/S				
		To Be Adv Dt: 11/30/15					SR-186; MP 3.95 - 4.00								
		ST_CONT_R2			\$0	\$0	\$0	\$0	\$0		\$0	\$0	\$0	\$0	\$0
	14086														
SALT L	5952	Active	S-0186(27)5	186	5		SR-186 (500 South) & VA Hospital (MP 5.18)				Pedestrian/Bicycle Safety				
		Will Not Adv					SR-186; MP 5.18 - 5.18								
		ST_SPOT_SFTY			\$50,000	\$0	\$0	\$0	\$0		\$0	\$50,000	\$0	\$50,000	\$0
	13698	ST_SIGNALS			\$10,000	\$0	\$0	\$0	\$0		\$0	\$10,000	\$0	\$10,000	\$0
		Total			\$60,000	\$0	\$0	\$0	\$0		\$0	\$60,000	\$0	\$60,000	\$0
SALT L	10032	Awarded	F-0186(23)0	186			2 SR-186; Beck Street to North Temple				Preservation - Roadway				
		Adv Dt: 06/27/15					SR-186; MP .00 - 1.91								
		NHPP_NHS			\$1,675,000	\$0	\$0	\$0	\$0		\$0	\$1,675,000	\$1,561,603	\$113,398	\$0
	9691	NHS			\$100,000	\$0	\$0	\$0	\$0		\$0	\$100,000	\$93,230	\$6,770	\$0
		STP_FLX_ST			\$20,000	\$310,000	\$0	\$0	\$0		\$0	\$330,000	\$307,659	\$22,341	\$0
		SEC164_HSIP			\$0	\$0	\$0	\$0	\$0		\$0	\$0	\$0	\$0	\$0
		ST_GF_TIF			\$150,000	\$0	\$0	\$0	\$0		\$0	\$150,000	\$0	\$150,000	\$0
		HSIP			\$572,000	\$0	\$0	\$0	\$0		\$0	\$572,000	\$533,276	\$38,724	\$0
		Total			\$2,517,000	\$310,000	\$0	\$0	\$0		\$0	\$2,827,000	\$2,495,767	\$331,233	\$0
SALT L	5775	Scoping	S-0190(18)8	190	8		SR-190; MP 7.7-8.0, Install Guardrail				Spot Safety				
		Will Not Adv					SR-190; MP 7.70 - 8.00								
		ST_SPOT_SFTY			\$30,000	\$0	\$0	\$0	\$0		\$0	\$30,000	\$0	\$30,000	\$0
	12229														
SALT L	5930	Active	S-0190(15)14	190	14		2 SR-190; Maintenance Pipe Replacement				Spot improvement				
		Will Not Adv					SR-190; MP 14.10 - 16.10								
		ST_SPOT_MNT			\$68,000	\$0	\$0	\$0	\$0		\$0	\$68,000	\$0	\$68,000	\$0
	6742														
SALT L	5954	Scoping	S-0201(30)14	201	14		1 Additional CCTV at I-215 / 201 Interchange				ATMS				
		Will Not Adv					SR-201; MP 14.40 - 14.92								
		ST_ATMS			\$40,000	\$0	\$0	\$0	\$0		\$0	\$40,000	\$0	\$40,000	\$0
	12634														
SALT L	5996	Awarded	F-0201(31)0	201			7 SR-201 Fiber: 8400 W to I-80				ITS Communications				
		Adv Dt: 03/28/15					SR-201; MP .00 - 7.18								
		CMAQ_WFRC			\$1,172,736	\$0	\$0	\$0	\$0		\$0	\$1,172,736	\$1,093,342	\$79,394	\$0
	12583														
SALT L	5996	Active	F-0209(30)10	209	10		4 Fiber: 9400 S - 1300 E to mouth of LCCanyon				ITS Communications				
		To Be Adv Dt: 11/03/15					SR-209; MP 10.19 - 14.59								
		CMAQ_WFRC			\$90,000	\$510,000	\$0	\$0	\$0		\$0	\$600,000	\$559,380	\$40,620	\$0
	12637														



DRAFT

DRAFT for Release to FHWA/FTA for Review

UDOT electronic Program Management Statewide Transportation Improvement Program



STIP 2016-2021

Report Run on: Sep 01, 2015, 10:40 A.M.

epm345_stip_report (Rev 723)

Region	PIN	Status	Project No.	Rt.	Beg	Len	PIN Description / Project Location	Concept Description	CD	Total	Fed Aid	State	Other
		Fund	Prior		2016		2017	2018	2019				
Salt Lake County Projects													
SALT L	12133	Scoping	F-0209(33)8	209	8	1	SR-209; State to 700 East SR-209; MP 7.89 - 8.87	Preservation - Roadway					
		To Be Adv Dt: 09/10/15											
		STP_FLX_ST			\$0		\$0	\$0	\$0	\$0	\$0	\$0	\$0
	13752												
SALT L	5589	Scoping	S-0210(21)12	210	12		SR-210; MP 12.14 - 12.2; Barrier SR-210; MP 12.14 - 12.20	Barrier - Maint					
		To Be Adv Dt: 11/30/15											
		ST_CONT_R2			\$0		\$0	\$0	\$0	\$0	\$0	\$0	\$0
	14090												
SALT L	5775	STIP	S-0210(20)4	210	4		SR-210; MP 3.55-3.60, Install Guardrail SR-210; MP 3.55 - 3.60	Spot Safety/Barrier - T/S					
		To Be Adv Dt:											
		ST_SPOT_SFTY			\$0	\$25,000	\$0	\$0	\$0	\$0	\$25,000	\$0	\$25,000
	13595												
SALT L	5954	Active	S-0210(19)2	210	2	10	Little Cottonwood Canyon Devices & Integration SR-210; MP 2.46 - 12.52	ATMS					
		Will Not Adv											
		ST_ATMS			\$63,998	\$0	\$0	\$0	\$0	\$0	\$63,998	\$0	\$63,998
	12635												
SALT L	5589	Active	S-I215(178)24	215	24		I-215; MP 23.7; Drainage Repair and Improvements I-215; MP 23.68 - 23.68	Drainage - Maint					
		Will Not Adv											
		ST_CONT_R2			\$73,000	\$0	\$0	\$0	\$0	\$0	\$73,000	\$0	\$73,000
	13791												
SALT L	6019	Undr Const	F-0266(61)4	266	4		SR-266/SR-71 Intersection Reconstruction SR-266; MP 4.42 - 4.42	Highway Safety Improvement					
		Adv Dt: 03/28/15											
		HSIP			\$1,281,183	\$0	\$0	\$0	\$0	\$0	\$1,281,183	\$1,194,447	\$86,736
		SEC164_HSIP			\$810,817	\$0	\$0	\$0	\$0	\$0	\$810,817	\$755,925	\$54,892
	11404												
		Total			\$2,092,000	\$0	\$0	\$0	\$0	\$0	\$2,092,000	\$1,950,372	\$141,628
SALT L	6019	Undr Const	F-0266(62)3	266	3		SR-266; Auto Blvd/Main St Intersection Imps SR-266; MP 3.27 - 3.45	Highway Safety Improvement					
		Adv Dt: 03/28/15											
		SEC164_HSIP			\$80,000	\$0	\$0	\$0	\$0	\$0	\$80,000	\$74,584	\$5,416
		HSIP			\$2,067,535	\$52,465	\$0	\$0	\$0	\$0	\$2,120,000	\$1,976,476	\$143,524
	11405												
		Total			\$2,147,535	\$52,465	\$0	\$0	\$0	\$0	\$2,200,000	\$2,051,060	\$148,940
SALT L	6019	Undr Const	F-0266(63)3	266	3		SR-266/500 W. Intersection Imps SR-266; MP 2.63 - 2.63	Highway Safety Improvement					
		Adv Dt: 05/16/15											
		SEC164_HSIP			\$30,000	\$0	\$0	\$0	\$0	\$0	\$30,000	\$27,969	\$2,031
		HSIP			\$1,680,000	\$0	\$0	\$0	\$0	\$0	\$1,680,000	\$1,566,264	\$113,736
	11408												
		Total			\$1,710,000	\$0	\$0	\$0	\$0	\$0	\$1,710,000	\$1,594,233	\$115,767
SALT L	6019	Active	F-0266(60)4	266	4		SR-266 (4500 South); State Street to 700 East SR-266; MP 4.01 - 4.13	Highway Safety Improvement					
		Adv.Const											
		To Be Adv Dt: 08/19/15											
		HSIP			\$1,014,408	\$90,592	\$0	\$0	\$0	\$0	\$1,105,000	\$1,030,192	\$74,809
	11409												



DRAFT

DRAFT for Release to FHWA/FTA for Review

UDOT electronic Program Management

Statewide Transportation Improvement Program

**STIP 2016-2021**

Report Run on: Sep 01, 2015, 10:40 A.M.

epm345_stip_report (Rev 723)

Region	PIN	Status	Project No.	Rt.	Beg	Len	PIN Description / Project Location				Concept Description			State	Other
		Fund	Prior		2016		2017	2018	2019		CD	Total	Fed Aid		
Salt Lake County Projects															
SALT L	7231	Awarded	S-0266(67)3	266	3		SR-266; 4500 S TRAX Bridge Collision Repair, C-385					Emergency Repair - Structure			
		Adv Dt: 07/15/15					SR-266; MP 3.16 - 3.30								
		ST_INS-RECOV													
			\$300,000				\$0	\$0	\$0	\$0		\$300,000	\$0	\$300,000	\$0
	13846														
SALT L	11731	Active	F-0266(66)0	266	3		SR-266;4700 S: I-215 to I-15 MP 0-2.84					Minor Rehabilitation - Roadway			
		To Be Adv Dt: 09/10/15					SR-266; MP .00 - 2.84								
		STP_FLX_ST					\$33,125	\$4,966,875	\$0	\$0	\$0	\$5,000,000	\$4,661,500	\$338,500	\$0
		NHPP_NHS					\$0	\$0	\$0	\$0	\$0	\$0	\$0	\$0	\$0
	13555														
		Total	\$33,125	\$4,966,875			\$0	\$0	\$0	\$0	\$0	\$5,000,000	\$4,661,500	\$338,500	\$0
SALT L	5996	STIP	F-2044(11)3	2044	3	1	Fiber: 1300 E - 11400 S to 12300 S					ITS Communications			
		To Be Adv Dt:					Cnty:FA-2044; MP 3.33 - 4.52								
		CMAQ_WFRC					\$0	\$150,000	\$0	\$0	\$0	\$150,000	\$139,845	\$10,155	\$0
	12636														
SALT L	5589	Scoping	S-2087(1)0	2087		3	Sandy City Frontage Road Study					Traffic			
		Will Not Adv					Cnty:FA-2087; MP .00 - 2.50								
		ST_CONT_R2					\$50,000	\$0	\$0	\$0	\$0	\$50,000	\$0	\$50,000	\$0
	13960														
SALT L	6019	Active	F-R299(189)	2118	3		500 W/4800 S; Signal Upgrades					Highway Safety Improvement/Traffic Signal - Upgrade			
		To Be Adv Dt: 09/02/15					Cnty:FA-2118; MP 3.39 - 3.39								
		SEC164_HSIP					\$100,000	\$0	\$0	\$0	\$0	\$100,000	\$93,230	\$0	\$6,770
		HSIP					\$129,500	\$180,500	\$0	\$0	\$0	\$310,000	\$289,013	\$0	\$20,987
	12218														
		Total	\$229,500	\$180,500			\$0	\$0	\$0	\$0	\$0	\$410,000	\$382,243	\$0	\$27,757
SALT L	5954	Scoping	S-ST99(263)	2135	1		ATMS Mapping Arcserver Deployment					Traveler Information			
		Will Not Adv					Cnty:FA-2135; MP .52 - .52								
		ST_ATMS					\$30,000	\$0	\$0	\$0	\$0	\$30,000	\$0	\$30,000	\$0
	12607														
SALT L	5954	Active	S-ST99(255)	2135	1		AIMS Enhancements					Operations/Maintenance			
		Will Not Adv					Cnty:FA-2135; MP .53 - .53								
		ST_ATMS					\$150,000	\$0	\$0	\$0	\$0	\$150,000	\$0	\$150,000	\$0
	12621														
SALT L	5954	Scoping	S-ST99(256)	2135			Travel Weather Information					Traveler Information			
		Will Not Adv					Cnty:FA-2135; MP .48 - .48								
		ST_ATMS					\$148,371	\$191,629	\$0	\$0	\$0	\$340,000	\$0	\$340,000	\$0
	12625														
SALT L	5954	Active	S-ST99(257)	2135	1		Fiber Hub Switches					ITS Communications			
		Will Not Adv					Cnty:FA-2135; MP .54 - .54								
		ST_ATMS					\$300,000	\$0	\$0	\$0	\$0	\$300,000	\$0	\$300,000	\$0
	12627														



DRAFT

DRAFT for Release to FHWA/FTA for Review

UDOT electronic Program Management Statewide Transportation Improvement Program



STIP 2016-2021

Report Run on: Sep 01, 2015, 10:40 A.M.

epm345_stip_report (Rev 723)

Region	PIN	Status	Project No.	Rt.	Beg	Len	PIN Description / Project Location				Concept Description			State	Other
		Fund	Prior		2016		2017	2018	2019		CD	Total	Fed Aid		
Salt Lake County Projects															
SALT L	5954	Active Will Not Adv ST_ATMS	S-ST99(258)	2135	1		UDOT Traffic Website Enhancements Cnty:FA-2135; MP .51 - .51					Traveler Information			
	12645						\$200,000	\$0	\$0	\$0	\$0	\$200,000	\$0	\$200,000	\$0
SALT L	5954	Active Will Not Adv ST_ATMS	S-ST99(259)	2135			UDOT Traffic Mobile App Improvements Cnty:FA-2135; MP .49 - .49					Traveler Information			
	12646						\$100,000	\$0	\$0	\$0	\$0	\$100,000	\$0	\$100,000	\$0
SALT L	5954	Active Will Not Adv ST_ATMS	S-ST99(260)	2135	1		Transuite Local Support Cnty:FA-2135; MP .50 - .50					ATMS			
	12647						\$110,335	\$189,665	\$0	\$0	\$0	\$300,000	\$0	\$300,000	\$0
SALT L	5954	Active Will Not Adv ST_ATMS	S-ST99(261)	2135	1		Transuite Miscellaneous Work Orders Cnty:FA-2135; MP .51 - .51					ATMS			
	12648						\$400,000	\$0	\$0	\$0	\$0	\$400,000	\$0	\$400,000	\$0
SALT L	5954	Active Will Not Adv ST_ATMS	S-ST99(274)	2135			Statewide Interconnect and Device Deployment Cnty:FA-2135; MP .49 - .49					ATMS			
	12814						\$500,000	\$0	\$0	\$0	\$0	\$500,000	\$0	\$500,000	\$0
SALT L	5954	Active Will Not Adv ST_ATMS	S-ST99(308)	2135			ITS Standards Support Cnty:FA-2135; MP .49 - .49					ATMS			
	13108						\$150,000	\$0	\$0	\$0	\$0	\$150,000	\$0	\$150,000	\$0
SALT L	5954	Scoping Will Not Adv ST_ATMS	S-ST99(339)	2135	1		Statewide Shed Connection Master Plan Cnty:FA-2135; MP .53 - .53					ITS Communications			
	13806						\$67,000	\$0	\$0	\$0	\$0	\$67,000	\$0	\$67,000	\$0
SALT L	12137	Active Will Not Adv ST_BRIDGE	S-2246(1)4	2246	4		3100 South over I-215; Bridge Joint Mod., 0C-659 Cnty:FA-2246; MP 3.66 - 3.89					Minor Rehabilitation - Structure			
	13285						\$100,000	\$0	\$0	\$0	\$0	\$100,000	\$0	\$100,000	\$0
SALT L	5589	Active Will Not Adv ST_SPOT_SFTY ST_CONT_R2	S-0190(14)4	MULT			SR-190 Rock Fall Mitigation SR-190; MP 4.00 - 8.00					Contingency Funds			
	12049						\$0	\$60,000	\$0	\$0	\$0	\$60,000	\$0	\$60,000	\$0
							\$150,000	\$0	\$0	\$0	\$0	\$150,000	\$0	\$150,000	\$0
			Total				\$150,000	\$60,000	\$0	\$0	\$0	\$210,000	\$0	\$210,000	\$0



DRAFT

DRAFT for Release to FHWA/FTA for Review

UDOT electronic Program Management Statewide Transportation Improvement Program



STIP 2016-2021

Report Run on: Sep 01, 2015, 10:40 A.M.

epm345_stip_report (Rev 723)

Region	PIN	Status Fund	Project No. Prior	Rt. Beg Len 2016	PIN Description / Project Location				Concept Description			
					2017	2018	2019	CD	Total	Fed Aid	State	Other
Salt Lake County Projects												
SALT L	5589	Active Will Not Adv	S-0171(48)10	MULT	SR-171; MP 10-11 Crosswalks and ADA access SR-171; MP 10.13 - 10.13 & SR-171; MP 10.13 - 10.74 & SR-171; MP 10.73 - 10.73				Pedestrian/Bicycle Safety			
		ST_CONT_R2			\$110,000	\$0	\$0	\$0	\$0	\$110,000	\$0	\$110,000
	13203											\$0
SALT L	5775	STIP To Be Adv Dt:	S-R299(211)	MULT	I-80/SR-154; Upgrade Barrier End Sections From SR-186 & I-80N to Airport; MP .04 - .10 & From SR-186 & I-80N to Airport; MP .36 - .40 & FROM SR-186 TO SR-154 AIRPORT; MP .44 - .48				Spot Safety/Barrier - T/S			
	13222	ST_SPOT_SFTY			\$0	\$175,000	\$0	\$0	\$0	\$175,000	\$0	\$175,000
												\$0
SALT L	5952	Active Will Not Adv	S-0089(361)376	MULT	US-89; Signal Upgrades @ 1300 S, 1700 S & 2100 S US-89; MP 376.22 - 376.22 & US-89; MP 377.32 - 377.32 & US-89; MP 376.77 - 376.77				Traffic Signal - New			
		ST_SIGNALS			\$1,000,000	\$0	\$0	\$0	\$0	\$1,000,000	\$0	\$1,000,000
	12678											\$0
SALT L	5954	Active Will Not Adv	S-0190(12)2	MULT	Big Cottonwood Canyon ATMS Devices SR-190; MP 11.94 - 16.83 & SR-190; MP 1.87 - 11.92				ATMS			
		ST_ATMS			\$70,000	\$0	\$0	\$0	\$0	\$70,000	\$0	\$70,000
	11424											\$0
SALT L	5954	STIP To Be Adv Dt:	S-R299(190)	MULT	I-15 / I-215 South Interchange Detection TO I-215N FROM I-15N; MP .00 - .22 & TO I-215N FROM I-15P; MP .00 - .31 & TO I-15N FROM I-215P; MP .00 - .57 & TO I-15P FROM I-215N; MP .00 - .35 & TO I-215N FROM I-15P; MP .24 - .25 & TO I-15N FROM I-215N; MP .00 - .21 & I-215; MP 11.11 - 11.89 & I-				ATMS			
	12813	ST_ATMS			\$100,000	\$0	\$0	\$0	\$0	\$100,000	\$0	\$100,000
												\$0
SALT L	6019	Undr Const Adv Dt: 09/20/14	F-0201(29)0	MULT	SR-201/SR-202 Intersection Realignment and Signal SR-202; MP .00 - .57 & SR-201; MP 2.80 - 3.25				Intersection Improvements/Intersection Improvements			
		HSIP			\$3,769,958	\$0	\$0	\$0	\$0	\$3,769,958	\$3,514,732	\$255,226
	11367	SEC164_HSIP			\$649,928	\$0	\$0	\$0	\$0	\$649,928	\$605,928	\$44,000
		Total			\$4,419,886	\$0	\$0	\$0	\$0	\$4,419,886	\$4,120,660	\$299,226
												\$0
SALT L	6019	Active To Be Adv Dt: 01/14/16	F-LC35(248)	MULT	4100 S; 4000 W, 2700 W & 1300 W Signal Imps Cnty:FA-2172; MP 5.50 - 5.50 & Cnty:FA-2172; MP 8.52 - 8.52 & Cnty:FA-2172; MP 6.99 - 6.99				Highway Safety Improvement/Traffic Signal - Upgrade			
		SEC164_HSIP			\$550,883	\$0	\$0	\$0	\$0	\$550,883	\$513,588	\$0
	12225	HSIP			\$339,117	\$1,510,000	\$0	\$0	\$0	\$1,849,117	\$1,723,932	\$0
		Total			\$890,000	\$1,510,000	\$0	\$0	\$0	\$2,400,000	\$2,237,520	\$0
												\$37,295
												\$125,185
												\$162,480
SALT L	11214	Scoping Will Not Adv	S-0071(36)13	MULT	I-215; 700 E. over I-215, C-725 SR-71; MP 13.16 - 13.32				Preservation - Structure			
		ST_GF_BRIDGE			\$530,000	\$0	\$0	\$0	\$0	\$530,000	\$0	\$530,000
	11248											\$0



DRAFT

DRAFT for Release to FHWA/FTA for Review

UDOT electronic Program Management

Statewide Transportation Improvement Program



STIP 2016-2021

Report Run on: Sep 01, 2015, 10:40 A.M.

epm345_stip_report (Rev 723)

Region	PIN	Status Fund	Project No. Prior	Rt. Beg Len 2016	PIN Description / Project Location				Concept Description			
					2017	2018	2019	CD	Total	Fed Aid	State	Other
Salt Lake County Projects												
SALT L	11731	Advertised Adv Dt: 05/30/15	F-I80-3(185)113	MULT	I-80; 6000 W. to Redwood Road I-80; MP 112.80 - 117.86 & I-80; MP 112.80 - 117.86				Minor Rehabilitation - Roadway			
		NHPP_IM			\$0	\$0	\$0	\$0	\$0	\$0	\$0	\$0
11496		STP_FLX_ST			\$2,123,713	\$726,287	\$0	\$0	\$0	\$2,850,000	\$2,657,055	\$192,945
		IM			\$150,000	\$0	\$0	\$0	\$0	\$150,000	\$141,270	\$8,730
		Total			\$2,273,713	\$726,287	\$0	\$0	\$0	\$3,000,000	\$2,798,325	\$201,675
SALT L	11731	Awarded Adv Dt: 05/30/15	F-0209(32)8	MULT	Various locations: SR-209 & SR-71 SR-209; MP 10.19 - 11.64 & SR-71; MP 1.27 - 1.55 & SR-71; MP 1.27 - 1.55				Preservation - Roadway			
		NHS			\$20,000	\$0	\$0	\$0	\$0	\$20,000	\$18,646	\$1,354
12584		NHPP_NHS			\$0	\$0	\$0	\$0	\$0	\$0	\$0	\$0
		STP_FLX_ST			\$3,507,162	\$72,838	\$0	\$0	\$0	\$3,580,000	\$3,337,634	\$242,366
		Total			\$3,527,162	\$72,838	\$0	\$0	\$0	\$3,600,000	\$3,356,280	\$243,720
SALT L	13311	Scoping Will Not Adv	S-LC35(267)	MULT	3425 West; Sidewalk 4325 West at Meadowbrook Drive				Local/MPO/Other Agency Pass-Through			
		ST_PVMT			\$0	\$0	\$0	\$0	\$0	\$0	\$0	\$0
13924												
SALT L	5954	Active Will Not Adv	S-TOC9(1)	OTHER	UDOT TOC CONTROL ROOM UPGRADES UDOT TRAFFIC OPERATIONS CENTER CONTROL ROOM UPGRADES				PRELIMINARY ENGINEERING STUDY TO RECOMMEND UPGRADES			
		ST_ATMS			\$50,000	\$0	\$0	\$0	\$0	\$50,000	\$0	\$50,000
6642												\$0
SALT L	5954	Active Will Not Adv	S-TOC9(50)	OTHER	1 5400 SOUTH FLEX LANE 5400 SOUTH FLEX LANE				ANALYZE PROPOSED DESIGN FOR TRAFFIC SIGNAL SYSTEM			
		ST_ATMS			\$100,000	\$0	\$0	\$0	\$0	\$100,000	\$0	\$100,000
8350												\$0
SALT L	5954	Active Will Not Adv	S-R299(115)	OTHER	1 TRAFFIC MANAGEMENT CONTRACTOR SUPPORT TRAFFIC MANAGEMENT CONTRACTOR SUPPORT				U OF U SUPPORT; ATMS PLAN, REVIEW & INSPECTION			
		ST_ATMS			\$780,010	\$0	\$0	\$0	\$0	\$780,010	\$0	\$780,010
8777												\$0
SALT L	5954	Active Will Not Adv	S-R299(116)	OTHER	1 TOC - IT SOFTWARE AND NETWORK HARDWARE TOC - IT SOFTWARE				MISC. IT HARDWARE AND NETWORK HARDWARE UPGRADE			
		ST_ATMS			\$409,000	\$0	\$0	\$0	\$0	\$409,000	\$0	\$409,000
8776												\$0
SALT L	5996	Active Will Not Adv	F-TOC9(42)	OTHER	1 VARIABLE MESSAGE SIGN OPTIMIZATION VARIABLE MESSAGE SIGN OPTIMIZATION				VARIABLE MESSAGE SIGN OPTIMIZATION			
		CMAQ_WFRC			\$170,000	\$1	\$0	\$0	\$0	\$170,001	\$158,492	\$11,509
8241												\$0



DRAFT

DRAFT for Release to FHWA/FTA for Review

UDOT electronic Program Management Statewide Transportation Improvement Program



STIP 2016-2021

Report Run on: Sep 01, 2015, 10:40 A.M.

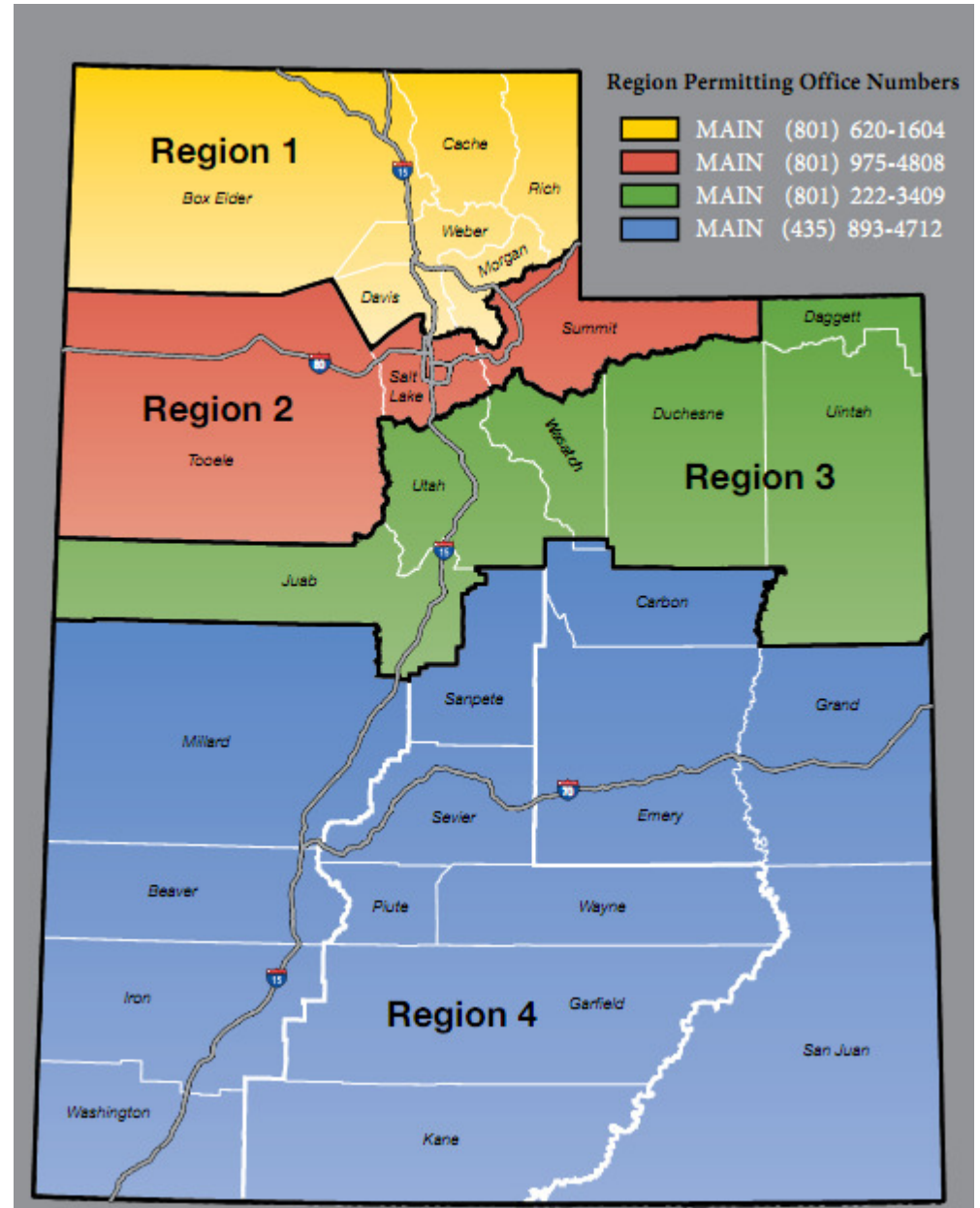
epm345_stip_report (Rev 723)

Region	PIN	Status	Project No.	Rt. Beg Len	PIN Description / Project Location				Concept Description				
		Fund	Prior	2016	2017	2018	2019	CD	Total	Fed Aid	State	Other	
Salt Lake County Projects													
SALT L	5996	Active	F-TOC9(43)	OTHER	1	SALT LAKE COUNTY TRAFFIC SIGNAL INTERCONNECT			ATMS EXPANSION				
		Will Not Adv				SALT LAKE COUNTY TRAFFIC SIGNAL INTERCONNECT							
		CMAQ_WFRC		\$168,691	\$0	\$0	\$0	\$0	\$0	\$168,691	\$157,271	\$11,420	\$0
	8242												
SALT L	13311	Scoping	S-LC35(268)	OTHER		White City Canal Trail - Galena Dr to Dimple Dell			Local/MPO/Other Agency Pass-Through				
		Will Not Adv				White City Canal Trail - Galena Dr to Dimple Dell Park							
		ST_PVMT		\$0	\$0	\$0	\$0	\$0	\$0	\$0	\$0	\$0	\$0
	13925												
SALT L	13311	Scoping	S-LC35(270)	OTHER		110th South and 114th South; Sandy - Draper Trail			Local/MPO/Other Agency Pass-Through				
		Will Not Adv				Sandy-Draper Trail between 110th South and 114th South							
		ST_PVMT		\$0	\$0	\$0	\$0	\$0	\$0	\$0	\$0	\$0	\$0
	13928												
SALT L	5589	Scoping	S-R299(192)			Porter Rockwell Analysis			Contingency Funds				
		To Be Adv Dt: 10/07/15				Portor Rockwell Road							
		ST_CONT_R2		\$12,000	\$0	\$0	\$0	\$0	\$0	\$12,000	\$0	\$12,000	\$0
	12891												
SALT L	5589	Scoping	S-R299(212)			Mountain Accord Study - 2015 Payment			Planning				
		To Be Adv Dt: 12/10/15				SR-210, SR-190 and I-80							
		ST_CONT_R2		\$0	\$0	\$0	\$0	\$0	\$0	\$0	\$0	\$0	\$0
	13810												
SALT L	5589	Scoping	S-R299(213)			Mountain Accord Study - 2016 Payment			Planning				
		To Be Adv Dt: 08/31/17				SR-210, SR-190 and I-80							
		ST_CONT_R2		\$0	\$0	\$0	\$0	\$0	\$0	\$0	\$0	\$0	\$0
	14070												
SALT L	5589	Scoping	S-R299(214)			Mountain Accord Study - 2017 Payment			Planning				
		To Be Adv Dt: 08/31/17				SR-201, SR-190 and I-80							
		ST_CONT_R2		\$0	\$0	\$0	\$0	\$0	\$0	\$0	\$0	\$0	\$0
	14071												
SALT L	6019	Awarded	F-R299(185)			I-15, I-80, I-215, SR-201; Structure Protection			Highway Safety Improvement/Barrier - T/S/Roadside Improvem>>				
		Adv Dt: 07/18/15				I-15, I-80, I-215, SR-201; Various Locations							
		HSIP		\$979,845	\$155	\$0	\$0	\$0	\$0	\$980,000	\$913,654	\$66,346	\$0
		SEC164_HSIP		\$102,000	\$0	\$0	\$0	\$0	\$0	\$102,000	\$95,095	\$6,905	\$0
	12222												
		Total		\$1,081,845	\$155	\$0	\$0	\$0	\$0	\$1,082,000	\$1,008,749	\$73,251	

Statewide

Project that are included in programs, cross city and county lines and as a result, are often including projects within the boundaries of one or more of the Metropolitan Planning Organization (MPO).

The “Statewide County Projects” will identify projects and programs in each of the UDOT Regions across the state but for programming and information are listed all together.





DRAFT

DRAFT for Release to FHWA/FTA for Review

UDOT electronic Program Management Statewide Transportation Improvement Program



STIP 2016-2021

Report Run on: Sep 01, 2015, 10:40 A.M.

epm345_stip_report (Rev 723)

Region	PIN	Status	Project No.	Rt. Beg Len	PIN Description / Project Location				Concept Description			
		Fund	Prior	2016	2017	2018	2019	CD	Total	Fed Aid	State	Other
Statewide County Projects												
STATEW	4040	Active Will Not Adv	TPF-TPF5(064)	OTHER	1	Pooled Fund Study, Western Alliance QTC Pooled Fund Study, Western Alliance QTC				POOLED FUND STUDY, WESTERN ALLIANCE QTC		
		FA_MISC_100%	\$30,000	\$0	\$0	\$0	\$0	\$0	\$30,000	\$30,000	\$0	\$0
		STP_FLX_100%	\$15,028	\$0	\$0	\$0	\$0	\$0	\$15,028	\$15,028	\$0	\$0
		OTHER	\$95,645	\$214,077	\$0	\$0	\$0	\$0	\$309,722	\$0	\$0	\$309,722
		SPR_R_100%	\$208,657	\$2,000	\$0	\$0	\$0	\$0	\$210,657	\$210,657	\$0	\$0
		SPR_P_100%	\$23,109	\$0	\$0	\$0	\$0	\$0	\$23,109	\$23,109	\$0	\$0
		SPR_R	\$0	\$0	\$0	\$0	\$0	\$0	\$0	\$0	\$0	\$0
		Total	\$372,440	\$216,077	\$0	\$0	\$0	\$0	\$588,517	\$278,795	\$0	\$309,722
STATEW	4675	Active Will Not Adv	STP-9999(387)	OTHER		UDOT Wetland Mitigation Sites Federal Projects UDOT Wetland Mitigation Sites Federal Projects				Monitor and Maintain Federal Mitigation Sites		
		STP_FLX_ST	\$120,000	\$0	\$0	\$0	\$0	\$0	\$120,000	\$111,876	\$8,124	\$0
STATEW	4677	Active Will Not Adv	SP-9999(743)	OTHER		UDOT Wetland Mitigation Sites State Funded Project UDOT Wetland Mitigation Sites State Funded Project				Wetland Mitigation		
		ST_APPROP	\$0	\$30,000	\$0	\$0	\$0	\$0	\$30,000	\$0	\$30,000	\$0
		ST_CONST	\$0	\$10,000	\$0	\$0	\$0	\$0	\$10,000	\$0	\$10,000	\$0
		Total	\$0	\$40,000	\$0	\$0	\$0	\$0	\$40,000	\$0	\$40,000	\$0
STATEW	6503	Active Will Not Adv	F-SPR-2(207)	OTHER		TRANSPORTATION MANAGEMENT CENTER TRANSPORTATION MANAGEMENT CENTER - TRAFFIC MGMT COOP INFO.				TRANSPORTATION MANAGEMENT CENTER		
		SPR_P	\$4,431	\$45,569	\$0	\$0	\$0	\$0	\$50,000	\$50,000	\$0	\$0
		ST_ATMS	\$0	\$25,000	\$0	\$0	\$0	\$0	\$25,000	\$0	\$25,000	\$0
		Total	\$4,431	\$70,569	\$0	\$0	\$0	\$0	\$75,000	\$50,000	\$25,000	\$0
STATEW	8402	Active Will Not Adv	S-ST99(89)	OTHER	1	STATEWIDE UTILITY PROCESS CONTRACT STATEWIDE UTILITY PROCESS CONTRACT				STATEWIDE UTILITY PROCESS CONTRACT		
		ST_CONT_R1	\$0	\$50,000	\$0	\$0	\$0	\$0	\$50,000	\$0	\$50,000	\$0
		ST_CONT_R2	\$0	\$50,000	\$0	\$0	\$0	\$0	\$50,000	\$0	\$50,000	\$0
		ST_CONT_PG	\$0	\$50,000	\$0	\$0	\$0	\$0	\$50,000	\$0	\$50,000	\$0
		ST_CONT_R4	\$0	\$50,000	\$0	\$0	\$0	\$0	\$50,000	\$0	\$50,000	\$0
		ST_CONT_R3	\$0	\$50,000	\$0	\$0	\$0	\$0	\$50,000	\$0	\$50,000	\$0
		Total	\$0	\$250,000	\$0	\$0	\$0	\$0	\$250,000	\$0	\$250,000	\$0
STATEW	9933	Active Will Not Adv	F-TPF5(244)	OTHER		Pooled Fund Project - TPF5(244) Shaking Table Test Other: RESEARCH PROJECT				Research		
		SPR_R_100%	\$0	\$1	\$0	\$0	\$0	\$0	\$1	\$1	\$0	\$0
		SPR_R	\$115,000	\$0	\$0	\$0	\$0	\$0	\$115,000	\$115,000	\$0	\$0
		Total	\$115,000	\$1	\$0	\$0	\$0	\$0	\$115,001	\$115,001	\$0	\$0
STATEW	10235	Active To Be Adv Dt:	S-ST99(155)	OTHER		Total Maintenance Contracting Feasibility Study STATEWIDE STUDY				Planning		
		ST_CONST	\$0	\$62,500	\$0	\$0	\$0	\$0	\$62,500	\$0	\$62,500	\$0



DRAFT

DRAFT for Release to FHWA/FTA for Review

UDOT electronic Program Management Statewide Transportation Improvement Program



STIP 2016-2021

Report Run on: Sep 01, 2015, 10:40 A.M.

epm345_stip_report (Rev 723)

Region	PIN	Status	Project No.	Rt. Beg Len	PIN Description / Project Location				Concept Description			
		Fund	Prior	2016	2017	2018	2019	CD	Total	Fed Aid	State	Other
Statewide County Projects												
STATEW	5451	Active Will Not Adv	SP-R299(13)		Various Locations Statewide Various Locations Statewide				Paying for Pre-Approved ROW appraisals for Commission MTGs			
		ST_CORR_PRES	\$341,534	\$0	\$0	\$0	\$0	\$0	\$341,534	\$0	\$341,534	\$0
STATEW	10903	Scoping Will Not Adv	F-TPF-5(264)		Passive Force-Displacement for Skewed Abutments Passive Force-Displacement Relationships for Skewed Abutments				Research			
		EM_2012_IBRD	\$25,000	\$0	\$0	\$0	\$0	\$0	\$25,000	\$25,000	\$0	\$0
		SPR_R_100%	\$260,000	\$0	\$0	\$0	\$0	\$0	\$260,000	\$260,000	\$0	\$0
		Total	\$285,000	\$0	\$0	\$0	\$0	\$0	\$285,000	\$285,000	\$0	\$0
STATEW	11075	Active Will Not Adv	F-TPF-5(272)		Evaluation of Lateral Pile Resistance Evaluation of Lateral Pile Resistance Near MSE Walls at a Dedicated Wall Site				Research			
		SPR_P_100%	\$0	\$10,000	\$0	\$0	\$0	\$0	\$10,000	\$10,000	\$0	\$0
		SPR_R_100%	\$302,000	\$30,000	\$0	\$0	\$0	\$0	\$332,000	\$332,000	\$0	\$0
		HSIP_100%	\$10,000	\$0	\$0	\$0	\$0	\$0	\$10,000	\$10,000	\$0	\$0
		Total	\$312,000	\$40,000	\$0	\$0	\$0	\$0	\$352,000	\$352,000	\$0	\$0
STATEW	11964	Active Will Not Adv	F-ST99(253)		FY 2015 Research Work Program Statewide				Annual Work Program			
		SPR_R_100%	\$20,000	\$0	\$0	\$0	\$0	\$0	\$20,000	\$20,000	\$0	\$0
		SPR_R	\$2,306,000	\$455,503	\$0	\$0	\$0	\$0	\$2,761,503	\$2,209,203	\$552,301	\$0
		ST_SIGNL_M&O	\$131,300	\$0	\$0	\$0	\$0	\$0	\$131,300	\$0	\$131,300	\$0
		SPR_P	\$50,000	\$0	\$0	\$0	\$0	\$0	\$50,000	\$40,000	\$10,000	\$0
		ST_APPROP	\$0	\$734,000	\$0	\$0	\$0	\$0	\$734,000	\$0	\$734,000	\$0
		Total	\$2,507,300	\$1,189,503	\$0	\$0	\$0	\$0	\$3,696,803	\$2,269,203	\$1,427,601	\$0
STATEW	11965	Active Will Not Adv	F-ST99(237)		FY 2015 Statewide Planning Work Program Various Locations				Annual Work Program			
		ST_CONST	\$28,000	\$0	\$0	\$0	\$0	\$0	\$28,000	\$0	\$28,000	\$0
		CMAQ_CACHE	\$15,000	\$0	\$0	\$0	\$0	\$0	\$15,000	\$15,000	\$0	\$0
		SPR_P_100%	\$16,000	\$0	\$0	\$0	\$0	\$0	\$16,000	\$16,000	\$0	\$0
		LOCAL_GOV	\$45,000	\$0	\$0	\$0	\$0	\$0	\$45,000	\$0	\$0	\$45,000
		L_PASS_MATCH	\$0	\$4,000	\$0	\$0	\$0	\$0	\$4,000	\$0	\$0	\$4,000
		CMAQ_PM2.5	\$0	\$19,000	\$0	\$0	\$0	\$0	\$19,000	\$17,714	\$1,286	\$0
		SPR_P	\$5,579,000	\$0	\$0	\$0	\$0	\$0	\$5,579,000	\$4,463,200	\$1,115,800	\$0
		ST_CONT_R2	\$10,000	\$0	\$0	\$0	\$0	\$0	\$10,000	\$0	\$10,000	\$0
		Total	\$5,693,000	\$23,000	\$0	\$0	\$0	\$0	\$5,716,000	\$4,511,914	\$1,155,086	\$49,000
STATEW	12507	Active Will Not Adv	F-ST99(249)		FMIS 5.0 Upgrade This is for ePM programming enhancements.				Data System Development/Enhancement			
		EQ_BONUS(MG)	\$300,000	\$0	\$0	\$0	\$0	\$0	\$300,000	\$279,690	\$20,310	\$0
		ST_CONT_PG	\$0	\$10,000	\$0	\$0	\$0	\$0	\$10,000	\$0	\$10,000	\$0
		Total	\$300,000	\$10,000	\$0	\$0	\$0	\$0	\$310,000	\$279,690	\$30,310	\$0



DRAFT

DRAFT for Release to FHWA/FTA for Review

UDOT electronic Program Management

Statewide Transportation Improvement Program



STIP 2016-2021

Report Run on: Sep 01, 2015, 10:40 A.M.

epm345_stip_report (Rev 723)

Region	PIN	Status	Project No.	Rt. Beg Len	PIN Description / Project Location				Concept Description			
		Fund	Prior	2016	2017	2018	2019	CD	Total	Fed Aid	State	Other
Statewide County Projects												
STATEW	12668	Active Will Not Adv	F-ST99(262)		GIS / Enterprise Data Management Support Statewide; Staffing Support				Staffing Support			
		SPR_P		\$75,000	\$0	\$0	\$0	\$0	\$75,000	\$60,000	\$15,000	\$0
		HSIP		\$200,000	\$0	\$0	\$0	\$0	\$200,000	\$186,460	\$13,540	\$0
		ST_CONST		\$0	\$110,000	\$0	\$0	\$0	\$110,000	\$0	\$110,000	\$0
		SEC164_HSIP		\$0	\$0	\$0	\$0	\$0	\$0	\$0	\$0	\$0
		Total		\$275,000	\$110,000	\$0	\$0	\$0	\$385,000	\$246,460	\$138,540	\$0
STATEW	12761	Active Will Not Adv	F-ST99(265)		2014 Statewide Pavement Condition Data Collection Data is collected at various locations in the state, these locations are not known at this time and can change throughout the duratin of the contract				Develop Documents			
		HSIP		\$0	\$0	\$0	\$0	\$0	\$0	\$0	\$0	\$0
		SEC164_HSIP		\$850,000	\$0	\$0	\$0	\$0	\$850,000	\$792,455	\$57,545	\$0
		SPR_P		\$1,182,403	\$0	\$0	\$0	\$0	\$1,182,403	\$945,923	\$236,481	\$0
		Total		\$2,032,403	\$0	\$0	\$0	\$0	\$2,032,403	\$1,738,378	\$294,026	\$0
STATEW	12981	Active Will Not Adv	F-ST99(283)		Fiscal Year 2015 LTAP Program Fiscal Year 2015 LTAP Program				Annual Work Program			
		FA_LTAP		\$301,091	\$199,726	\$0	\$0	\$0	\$500,817	\$250,409	\$250,409	\$0
STATEW	12990	Active Will Not Adv	F-ST99(289)		Statewide / Rural Transit Planning Various Locations in State of Utah				UTA/Transit			
		FTA_5304_80%		\$743,961	\$0	\$0	\$0	\$0	\$743,961	\$743,961	\$0	\$0
		L_PASS_MATCH		\$185,990	\$0	\$0	\$0	\$0	\$185,990	\$0	\$0	\$185,990
		Total		\$929,951	\$0	\$0	\$0	\$0	\$929,951	\$743,961	\$0	\$185,990
STATEW	12991	Active Will Not Adv	F-ST99(291)		Highway Use Tax Evasion Project FY 2014-FY2017 Highway Use Tax Evasion Project				Annual Work Program			
		STP_FLX_ST		\$166,000	\$0	\$0	\$0	\$0	\$166,000	\$166,000	\$0	\$0
		ST_CONT_PG		\$0	\$100,000	\$0	\$0	\$0	\$100,000	\$0	\$100,000	\$0
		Total		\$166,000	\$100,000	\$0	\$0	\$0	\$266,000	\$166,000	\$100,000	\$0
STATEW	13060	Active Will Not Adv	F-ST99(306)		Utility Data Storage & Retrieval System Implementation of a Utility Data Storage & Retrieval System.				Data System Development/Enhancement			
		ST_CONST		\$0	\$25,000	\$0	\$0	\$0	\$25,000	\$0	\$25,000	\$0
		FA_MISC_100%		\$100,000	\$0	\$0	\$0	\$0	\$100,000	\$100,000	\$0	\$0
		Total		\$100,000	\$25,000	\$0	\$0	\$0	\$125,000	\$100,000	\$25,000	\$0
STATEW	13218	Active Will Not Adv	S-ST99(313)		Decision Lens Statewide - Study, Not Mappable.				Planning			
		ST_CONT_PG		\$219,178	\$0	\$0	\$0	\$0	\$219,178	\$0	\$219,178	\$0



DRAFT

DRAFT for Release to FHWA/FTA for Review

UDOT electronic Program Management Statewide Transportation Improvement Program



STIP 2016-2021

Report Run on: Sep 01, 2015, 10:40 A.M.

epm345_stip_report (Rev 723)

Region	PIN	Status	Project No.	Rt. Beg Len	PIN Description / Project Location				Concept Description			
		Fund	Prior	2016	2017	2018	2019	CD	Total	Fed Aid	State	Other
Statewide County Projects												
STATEW	13269	Active Will Not Adv	F-TPF-5(312)		TPF-5(312) Western Maintenance Partnership Meetings with Western Maintenance Partnership (WMP)				Research			
		SPR_R		\$0	\$0	\$0	\$0	\$0	\$0	\$0	\$0	\$0
		OTHER		\$0	\$15,000	\$0	\$0	\$0	\$0	\$15,000	\$0	\$15,000
		SPR_R_100%		\$55,000	\$20,149	\$0	\$0	\$0	\$0	\$75,149	\$75,149	\$0
		ST_CONST		\$0	\$15,000	\$0	\$0	\$0	\$0	\$15,000	\$0	\$0
		Total		\$55,000	\$50,149	\$0	\$0	\$0	\$0	\$105,149	\$75,149	\$15,000
STATEW	13281	Active Will Not Adv	F-ST99(320)		SHRP 2 Safety Data Research Statewide				Research			
		FA_SHRP2		\$100,000	\$0	\$0	\$0	\$0	\$0	\$100,000	\$100,000	\$0
STATEW	13695	Active Will Not Adv	F-ST99(333)		Fiscal Year 2016 LTAP Program Fiscal Year 2016 LTAP Program				Annual Work Program			
Adv.Const		FA_LTAP		\$0	\$300,000	\$0	\$0	\$0	\$0	\$300,000	\$150,000	\$150,000
STATEW	13702	Active Will Not Adv	F-ST99(335)		FY 2016 Research Work Program Statewide				Annual Work Program			
		ST_APPROP		\$780,000	\$0	\$0	\$0	\$0	\$0	\$780,000	\$0	\$780,000
		SPR_R_100%		\$0	\$0	\$0	\$0	\$0	\$0	\$0	\$0	\$0
		HSIP		\$0	\$90,000	\$0	\$0	\$0	\$0	\$90,000	\$83,907	\$6,093
		SPR_R		\$1,685,550	\$0	\$0	\$0	\$0	\$0	\$1,685,550	\$1,348,440	\$337,110
		Total		\$2,465,550	\$90,000	\$0	\$0	\$0	\$0	\$2,555,550	\$1,432,347	\$1,123,203
STATEW	13894	Active Will Not Adv	F-ST99(343)		FY 2016 Statewide Planning Work Program FY 2016 Statewide Planning Work Program				Annual Work Program			
Adv.Const		SPR_P		\$5,367,568	\$545,432	\$0	\$0	\$0	\$0	\$5,913,000	\$4,730,400	\$1,182,600
STATEW	14019	Active Will Not Adv	F-ST99(354)		e-Construction and 3D Engineered Models Workshop e-Construction Workshop				Education			
		FA_MISC_100%		\$140,000	\$0	\$0	\$0	\$0	\$0	\$140,000	\$140,000	\$0
STATEW	5925	Active To Be Adv Dt: 8855	S-ST99(123)	OTHER	1	STATEWIDE CEVP/CRA RISK MANAGEMENT STATEWIDE CEVP/CRA RISK MANAGEMENT				STATEWIDE CEVP/CRA RISK MANAGEMENT		
		ST_CORR_C EVP		\$50,000	\$0	\$0	\$0	\$0	\$0	\$50,000	\$0	\$50,000
STATEW	5954	Active Will Not Adv 8017	S-TOC9(30)	OTHER	1	SUMMIT CAMERAS & RWIS LIGHTS SUMMIT CAMERAS & RWIS LIGHTS				SOLAR POWER CAMERAS & WEATHER INSTRUMENTS		
		ST_ATMS		\$224,997	\$0	\$0	\$0	\$0	\$0	\$224,997	\$0	\$224,997



DRAFT

DRAFT for Release to FHWA/FTA for Review

UDOT electronic Program Management Statewide Transportation Improvement Program



STIP 2016-2021

Report Run on: Sep 01, 2015, 10:40 A.M.

epm345_stip_report (Rev 723)

Region	PIN	Status	Project No.	Rt. Beg Len	PIN Description / Project Location				Concept Description			
		Fund	Prior	2016	2017	2018	2019	CD	Total	Fed Aid	State	Other
Statewide County Projects												
STATEW	5954	Active To Be Adv Dt: ST_ATMS	S-TOC9(51)	OTHER	1	GIS IMPLEMENTATION FOR COMMUTERLINK WEB SITE GIS IMPLEMENTATION FOR COMMUTERLINK WEB SITE			PURCHASE TWO YEAR CONTRACT FOR HOSTED GIS INFRASTRUCTURE			
	8349		\$150,000	\$0	\$0	\$0	\$0	\$0	\$150,000	\$0	\$150,000	\$0
STATEW	5954	Active Will Not Adv ST_CONT_R4 ST_ATMS	S-ST99(115)	OTHER	1	TOC - STATEWIDE TOC - STATEWIDE			ATMS INFRASTRUCTURE UPGRADES			
	8773		\$15,000	\$0	\$0	\$0	\$0	\$0	\$15,000	\$0	\$15,000	\$0
			\$426,464	\$0	\$0	\$0	\$0	\$0	\$426,464	\$0	\$426,464	\$0
		Total	\$441,464	\$0	\$0	\$0	\$0	\$0	\$441,464	\$0	\$441,464	\$0
STATEW	5954	Active Will Not Adv ST_ATMS	S-ST99(116)	OTHER	1	TOC - TRAVELER INFORMATION TOC - TRAVELER INFORMATION			511, COMMUTERLINK, MOBIL WEBSITE ENHANCEMENTS			
	8772		\$855,000	\$0	\$0	\$0	\$0	\$0	\$855,000	\$0	\$855,000	\$0
STATEW	5954	Active Will Not Adv ST_ATMS	S-ST99(117)	OTHER	1	TOC - TRAFFIC MANAGEMENT SOFTWARE TOC - TRAFFIC MANAGEMENT SOFTWARE			TRAFFIC MANAGEMENT SOFTWARE; SYSTEM UPGRADES & MAINTENANCE			
	8771		\$1,274,000	\$0	\$0	\$0	\$0	\$0	\$1,274,000	\$0	\$1,274,000	\$0
STATEW	5954	Active Will Not Adv ST_ATMS	S-ST99(132)	OTHER	1	Salt Lake , Ogden, Provo Metropolitan Areas Other: STATEWIDE ITS STUDY to: 1.00 for: 1.00			Study			
	9573		\$90,000	\$0	\$0	\$0	\$0	\$0	\$90,000	\$0	\$90,000	\$0
STATEW	5954	Active Will Not Adv ST_ATMS	S-ST99(174)	OTHER		Central Signal System Replacement Support Statewide Signal System Support			Traffic Signal Coordination			
	10522		\$240,220	\$58,029	\$0	\$0	\$0	\$0	\$298,249	\$0	\$298,249	\$0
STATEW	6019	Active Will Not Adv HSIP	F-ST99(158)	OTHER		BYU Traffic Safety Data Research 2011-2012 STATEWIDE			Highway Safety Improvement			
	10304		\$275,000	\$0	\$0	\$0	\$0	\$0	\$275,000	\$256,383	\$18,618	\$0
STATEW	6062	Active Will Not Adv ST_CONT_PG	S-ST99(45)	OTHER		MOTOR CARRIER SCALES MOTOR CARRIER SCALES			MOTOR CARRIER SCALES			
	6634		\$150,000	\$0	\$0	\$0	\$0	\$0	\$150,000	\$0	\$150,000	\$0
STATEW	6212	Active Will Not Adv SR2S_PRGM SR2S_OPT OTHER	F-ST99(148)	OTHER		Statewide SRTS SNAP Program 2011-2012 STATEWIDE			School Zone Safety			
	10160		\$445,432	\$65,183	\$0	\$0	\$0	\$0	\$510,615	\$510,615	\$0	\$0
			\$469,735	\$0	\$0	\$0	\$0	\$0	\$469,735	\$469,735	\$0	\$0
			\$0	\$8,500	\$0	\$0	\$0	\$0	\$8,500	\$0	\$0	\$8,500
		Total	\$915,166	\$73,683	\$0	\$0	\$0	\$0	\$988,850	\$980,350	\$0	\$8,500



DRAFT

DRAFT for Release to FHWA/FTA for Review

UDOT electronic Program Management

Statewide Transportation Improvement Program



STIP 2016-2021

Report Run on: Sep 01, 2015, 10:40 A.M.

epm345_stip_report (Rev 723)

Region	PIN	Status	Project No.	Rt. Beg Len	PIN Description / Project Location				Concept Description			
		Fund	Prior	2016	2017	2018	2019	CD	Total	Fed Aid	State	Other
Statewide County Projects												
STATEW	6364	Active Will Not Adv	S-ST99(68)	OTHER	STATEWIDE; STATE PARK SIGNING ON STATE ROUTES STATEWIDE; STATE PARK SIGNING ON STATE ROUTES				Signing-T&S			
		ST_SIGNING	\$309,413	\$0	\$0	\$0	\$0	\$0	\$309,413	\$0	\$309,413	\$0
	7479											
STATEW	6364	Active Will Not Adv	TS-ST99(73)	OTHER	STATEWIDE, MISC SIGNS FOR TRAFFIC AND SAFETY STATEWIDE, MISC SIGNS FOR TRAFFIC AND SAFETY				Signing-T&S			
		ST_SIGNING	\$115,484	\$22,544	\$0	\$0	\$0	\$0	\$138,028	\$0	\$138,028	\$0
	7651											
STATEW	8418	Active Will Not Adv	EFFICENCY-FUND()	OTHER	1 REGION ONE PROGRAM DE-OBLIGATION FUND REGION ONE PROGRAM DE-OBLIGATION FUND				REGION ONE PROGRAM EFFICIENCY FUND			
		STP_FLX_ST	\$0	\$5	\$0	\$0	\$0	\$0	\$5	\$4	\$0	\$0
	8458	NHS	\$0	\$0	\$0	\$0	\$0	\$0	\$0	\$0	\$0	\$0
		IM	\$0	\$0	\$0	\$0	\$0	\$0	\$0	\$0	\$0	\$0
		EQ_BONUS(MG)	\$0	\$0	\$0	\$0	\$0	\$0	\$0	\$0	\$0	\$0
		NHPP_NHS	\$0	\$0	\$0	\$0	\$0	\$0	\$0	\$0	\$0	\$0
		Total	\$0	\$5	\$0	\$0	\$0	\$0	\$5	\$4	\$0	\$0
STATEW	8528	Active Will Not Adv	S-ST99(129)	OTHER	1 UDOT ABC Program Support STATEWIDE; UDOT ABC PROGRAM SUPPORT				Study			
		ST_BRIDGE	\$355,000	\$0	\$0	\$0	\$0	\$0	\$355,000	\$0	\$355,000	\$0
	9272											
STATEW	8922	Active Will Not Adv	S-ST99(122)	OTHER	1 STATEWIDE; "KNOW WHERE KNOW WHY" CAMPAIGN STATEWIDE; "KNOW WHERE KNOW WHY" CAMPAIGN				"KNOW WHERE KNOW WHY" CAMPAIGN			
		ST_CONT_R2	\$0	\$60,000	\$0	\$0	\$0	\$0	\$60,000	\$0	\$60,000	\$0
	8842	ST_PR	\$1,245,000	\$645,000	\$0	\$0	\$0	\$0	\$1,890,000	\$0	\$1,890,000	\$0
		ST_CONT_R4	\$0	\$60,000	\$0	\$0	\$0	\$0	\$60,000	\$0	\$60,000	\$0
		ST_CONT_R3	\$0	\$60,000	\$0	\$0	\$0	\$0	\$60,000	\$0	\$60,000	\$0
		ST_KW_KW_C	\$0	\$600,000	\$0	\$0	\$0	\$0	\$600,000	\$0	\$600,000	\$0
		ST_CONT_R1	\$0	\$65,000	\$0	\$0	\$0	\$0	\$65,000	\$0	\$65,000	\$0
		Total	\$1,245,000	\$1,490,000	\$0	\$0	\$0	\$0	\$2,735,000	\$0	\$2,735,000	\$0
STATEW	5775	Active Will Not Adv	S-ST99(254)		OSR Document Preparation Statewide OSR Document Preparation				Spot Safety			
		ST_SPOT_SFTY	\$16,693	\$0	\$0	\$0	\$0	\$0	\$16,693	\$0	\$16,693	\$0
	12615											
STATEW	5775	Active Will Not Adv	S-ST99(302)		General Barrier Program Support Staff Support and Manual Development				Staffing Support			
		ST_SPOT_SFTY	\$80,000	\$0	\$0	\$0	\$0	\$0	\$80,000	\$0	\$80,000	\$0
	13020											



DRAFT

DRAFT for Release to FHWA/FTA for Review

UDOT electronic Program Management Statewide Transportation Improvement Program



STIP 2016-2021

Report Run on: Sep 01, 2015, 10:40 A.M.

epm345_stip_report (Rev 723)

Region	PIN	Status Fund	Project No. Prior	Rt. Beg Len 2016	PIN Description / Project Location				Concept Description			
					2017	2018	2019	CD	Total	Fed Aid	State	Other
Statewide County Projects												
STATEW	5775	Active Will Not Adv	S-ST99(353)		ARNOLD Pooled Fund Study State Match Statewide Study				Spot Safety/Safety			
		ST_SPOT_SFTY		\$10,000	\$0	\$0	\$0	\$0	\$10,000	\$0	\$10,000	\$0
	13901											
STATEW	5775	STIP To Be Adv Dt:	S-ST99(362)		Pooled Fund Study Matching Funds Statewide Study				Highway Safety Improvement			
		ST_SPOT_SFTY		\$0	\$0	\$0	\$0	\$0	\$0	\$0	\$0	\$0
	14083											
STATEW	5952	Active Will Not Adv	S-ST99(272)		Pedestrian Improvements - Signalized Various Locations				Pedestrian/Bicycle Safety			
		ST_SIGNALS		\$213,473	\$0	\$0	\$0	\$0	\$213,473	\$0	\$213,473	\$0
	12786											
STATEW	5952	Active Will Not Adv	S-ST99(275)		Region 1 Signal Improvements/Upgrades Various Locations in Region 1				Traffic Signal - Upgrade			
		ST_SIGNALS		\$204,883	\$0	\$0	\$0	\$0	\$204,883	\$0	\$204,883	\$0
	12790											
STATEW	5952	Active Will Not Adv	S-ST99(277)		Region 3 Signal Improvements/Upgrades Various Locations in Region 3				Traffic Signal - Upgrade			
		ST_SIGNALS		\$264,000	\$0	\$0	\$0	\$0	\$264,000	\$0	\$264,000	\$0
	12792											
STATEW	5952	Active Will Not Adv	S-ST99(278)		Region 4 Signal Improvements/Upgrades Various Locations in Region 4				Traffic Signal - Upgrade			
		ST_SIGNALS		\$40,000	\$0	\$0	\$0	\$0	\$40,000	\$0	\$40,000	\$0
	12793											
STATEW	5954	Active Will Not Adv	S-ST99(190)		RWIS Expansion and Upgrades Various - statewide				Other - Traffic Management & ITS Projects			
		ST_ATMS		\$750,000	\$0	\$0	\$0	\$0	\$750,000	\$0	\$750,000	\$0
	10827											
STATEW	5996	Active Will Not Adv	F-ST99(176)		Commuterlink Web Enhancements Statewide, Commuterlink Web Enhancements				Other - Traffic Management & ITS Projects			
		CMAQ_WFRC		\$200,000	\$0	\$0	\$0	\$0	\$200,000	\$186,460	\$13,540	\$0
	10542											
STATEW	6019	Active Will Not Adv	F-ST99(245)		Traffic & Safety Program Management Support FY14 Staffing Support				Highway Safety Improvement			
		HSIP		\$1,575,000	\$0	\$0	\$0	\$0	\$1,575,000	\$1,468,373	\$106,628	\$0
	12209	SEC164_HSIP		\$320,000	\$0	\$0	\$0	\$0	\$320,000	\$298,336	\$21,664	\$0
		Total		\$1,895,000	\$0	\$0	\$0	\$0	\$1,895,000	\$1,766,709	\$128,292	\$0



DRAFT

DRAFT for Release to FHWA/FTA for Review

UDOT electronic Program Management

Statewide Transportation Improvement Program



STIP 2016-2021

Report Run on: Sep 01, 2015, 10:40 A.M.

epm345_stip_report (Rev 723)

Region	PIN	Status	Project No.	Rt. Beg Len	PIN Description / Project Location				Concept Description			
		Fund	Prior	2016	2017	2018	2019	CD	Total	Fed Aid	State	Other
Statewide County Projects												
STATEW	6019	Active	F-ST99(328)		Safety Campaigns, Education, & Enforcement FY15				Safety Education/Enforcement			
		Will Not Adv			Statewide Campaigns, Education, & Enforcement							
		SEC164_HSIP		\$1,500,000	\$398,945	\$0	\$0	\$0	\$0	\$1,898,945	\$1,770,386	\$128,559
	12210	HSIP		\$1,000,000	\$201,055	\$0	\$0	\$0	\$0	\$1,201,055	\$1,119,744	\$81,311
		Total		\$2,500,000	\$600,000	\$0	\$0	\$0	\$0	\$3,100,000	\$2,890,130	\$209,870
STATEW	6019	Active	F-ST99(318)		Traffic & Safety Program Management Support FY15				Staffing Support			
		Will Not Adv			Staffing Support							
		SEC164_HSIP		\$400,000	\$500,000	\$0	\$0	\$0	\$0	\$900,000	\$839,070	\$60,930
	12211	HSIP		\$840,000	\$0	\$0	\$0	\$0	\$0	\$840,000	\$783,132	\$56,868
		Total		\$1,240,000	\$500,000	\$0	\$0	\$0	\$0	\$1,740,000	\$1,622,202	\$117,798
STATEW	6019	Active	F-ST99(358)		Safety Campaigns and Education FY16				Highway Safety Improvement/Safety Education/Enforcement			
		Will Not Adv			Statewide non-construction work							
		SEC164_HSIP		\$0	\$240,992	\$0	\$0	\$0	\$0	\$240,992	\$224,677	\$16,315
	12212	HSIP		\$0	\$2,359,008	\$0	\$0	\$0	\$0	\$2,359,008	\$2,199,303	\$159,705
		Total		\$0	\$2,600,000	\$0	\$0	\$0	\$0	\$2,600,000	\$2,423,980	\$176,020
STATEW	6019	Active	F-ST99(359)		Traffic & Safety Program Management Support FY16				Highway Safety Improvement/Staffing Support			
		Will Not Adv			Statewide non-construction project							
		HSIP		\$0	\$2,000,000	\$0	\$0	\$0	\$0	\$2,000,000	\$1,864,600	\$135,400
	12213											\$0
STATEW	6019	Active	F-ST99(282)		Research External Factors' Effect on Crashes				Research			
		Will Not Adv			Study with statewide application							
		HSIP		\$40,000	\$0	\$0	\$0	\$0	\$0	\$40,000	\$37,292	\$2,708
	12963											\$0
STATEW	6019	Active	F-ST99(299)		Local Roads GIS Web Interface				Safety			
		Will Not Adv			Statewide study							
		HSIP		\$54,126	\$0	\$0	\$0	\$0	\$0	\$54,126	\$50,462	\$3,664
	13021											\$0
STATEW	6019	Active	F-ST99(300)		U of U Crash Database 2014-2015				Safety			
		Will Not Adv			Statewide crash database							
		HSIP		\$200,000	\$0	\$0	\$0	\$0	\$0	\$200,000	\$186,460	\$13,540
	13022											\$0
STATEW	6019	Active	F-ST99(301)		Utah CODES 2014-2015				Safety			
		Will Not Adv			Statewide study							
		HSIP		\$92,029	\$0	\$0	\$0	\$0	\$0	\$92,029	\$85,799	\$6,230
	13027											\$0



DRAFT

DRAFT for Release to FHWA/FTA for Review

UDOT electronic Program Management Statewide Transportation Improvement Program



STIP 2016-2021

Report Run on: Sep 01, 2015, 10:40 A.M.

epm345_stip_report (Rev 723)

Region	PIN	Status	Project No.	Rt. Beg Len	PIN Description / Project Location				Concept Description			
		Fund	Prior	2016	2017	2018	2019	CD	Total	Fed Aid	State	Other
Statewide County Projects												
STATEW	6019	Active Will Not Adv	F-ST99(314)		Statewide SRTS SNAP Program FY15 Statewide				Safety Education/Enforcement			
		OTHER		\$11,000	\$0	\$0	\$0	\$0	\$11,000	\$0	\$0	\$11,000
13167		HSIP		\$151,000	\$199,000	\$0	\$0	\$0	\$350,000	\$326,305	\$23,695	\$0
		SEC164_HSIP		\$349,000	\$0	\$0	\$0	\$0	\$349,000	\$325,373	\$23,627	\$0
		Total		\$511,000	\$199,000	\$0	\$0	\$0	\$710,000	\$651,678	\$47,322	\$11,000
STATEW	6019	Active Will Not Adv	F-ST99(327)		BYU Traffic Safety Data Research 2015-2016 Non-construction				Highway Safety Improvement			
		HSIP		\$0	\$0	\$0	\$0	\$0	\$0	\$0	\$0	\$0
13403		SEC164_HSIP		\$120,000	\$0	\$0	\$0	\$0	\$120,000	\$111,876	\$8,124	\$0
		Total		\$120,000	\$0	\$0	\$0	\$0	\$120,000	\$111,876	\$8,124	\$0
STATEW	6019	Active Will Not Adv	F-ST99(360)		SRTS SNAP Program FY16 Statewide non-construction project				Highway Safety Improvement/School Zone Safety			
		HSIP		\$0	\$300,000	\$0	\$0	\$0	\$300,000	\$279,690	\$20,310	\$0
13571												
STATEW	6019	Active Will Not Adv	F-ST99(332)		Safety Partner Programs FY15 Statewide				Highway Safety Improvement/Safety Education/Enforcement			
		HSIP		\$1,000,000	\$35,000	\$0	\$0	\$0	\$1,035,000	\$964,931	\$70,070	\$0
13646												
STATEW	6062	STIP Will Not Adv	S-ST99(188)		Innovative Project Financing Innovative Project Financing				Planning			
		ST_CONT_PG		\$200,000	\$0	\$0	\$0	\$0	\$200,000	\$0	\$200,000	\$0
10871												
STATEW	6064	Active Will Not Adv	F-ST99(330)		FRA Railroad Crossing Inventory Statewide inventory				Railway-Highway Grade Crossing/Railroad Safety			
		R/H_HAZ_ELIM		\$132,000	\$0	\$0	\$0	\$0	\$132,000	\$123,064	\$8,936	\$0
13525												
STATEW	6064	Active Will Not Adv	F-ST99(334)		RR Crossing Program Management Consultant contract				Railroad Safety/Staffing Support			
		R/H_HAZ_ELIM		\$122,000	\$0	\$0	\$0	\$0	\$122,000	\$113,741	\$8,259	\$0
13531												
STATEW	6212	Active Will Not Adv	F-ST99(355)		Statewide SRTS SNAP Program Supplementary Funding Statewide non-construction				Pedestrian/Bicycle Safety			
		TAP_FLEX		\$0	\$200,000	\$0	\$0	\$0	\$200,000	\$186,460	\$13,540	\$0
14032		SR2S_PRGM		\$0	\$10,468	\$0	\$0	\$0	\$10,468	\$10,468	\$0	\$0
		SR2S_OPT		\$0	\$40,209	\$0	\$0	\$0	\$40,209	\$40,209	\$0	\$0
		Total		\$0	\$250,677	\$0	\$0	\$0	\$250,677	\$237,137	\$13,540	\$0



DRAFT

DRAFT for Release to FHWA/FTA for Review

UDOT electronic Program Management Statewide Transportation Improvement Program



STIP 2016-2021

Report Run on: Sep 01, 2015, 10:40 A.M.

epm345_stip_report (Rev 723)

Region	PIN	Status Fund	Project No. Prior	Rt. Beg Len 2016	PIN Description / Project Location				Concept Description			
					2017	2018	2019	CD	Total	Fed Aid	State	Other
Statewide County Projects												
STATEW	6364	Active Will Not Adv	S-ST99(153)		Statewide Fender Bender signs Statewide Interstate				Signing - T/S			
		ST_SIGNING		\$122,302	\$0	\$0	\$0	\$0	\$122,302	\$0	\$122,302	\$0
	10195											
STATEW	9862	Active Will Not Adv	S-ST99(185)		Bridge Inventory Management Statewide				Other structure item repair			
		ST_BRIDGE		\$277,246	\$132,754	\$0	\$0	\$0	\$0	\$410,000	\$0	\$410,000
	10678											\$0
STATEW	10948	Active Will Not Adv	S-ST99(203)		Statewide Signal LED Replacement Statewide				Other - Traffic Management & ITS Projects			
		ST_SIGNL_M&O		\$1,400,000	\$0	\$0	\$0	\$0	\$1,400,000	\$0	\$1,400,000	\$0
	11020											
STATEW	10948	Active Will Not Adv	S-ST99(198)		Statewide Traffic Signal Equipment Statewide				Other - Traffic Management & ITS Projects			
		ST_SIGNL_M&O		\$6,507,161	\$2,470,000	\$0	\$0	\$0	\$0	\$8,977,161	\$0	\$8,977,161
	11022											\$0
STATEW	10948	Active Will Not Adv	S-ST99(202)		Statewide Traffic Signal Consultant Support Statewide				Other - Traffic Management & ITS Projects			
		ST_SIGNL_M&O		\$2,627,824	\$530,000	\$0	\$0	\$0	\$0	\$3,157,824	\$0	\$3,157,824
	11023											\$0
STATEW	11798	Active Will Not Adv	S-ST99(236)		FY 2014 Bridge Preservation Design Support Statewide				Minor Rehabilitation - Structure			
		ST_BRIDGE		\$125,000	\$0	\$0	\$0	\$0	\$125,000	\$0	\$125,000	\$0
	11954											
STATEW	12138	STIP To Be Adv Dt:	S-ST99(365)		Structures Coordination and Support Statewide				Other structure item repair			
		ST_BRIDGE		\$0	\$0	\$0	\$0	\$0	\$0	\$0	\$0	\$0
	14096											

Tooele County

In October 2004, the Tooele Valley Rural Planning Organization (RPO) was formed to establish a process to assist the local jurisdictions within Tooele Valley in working cooperatively to plan the transportation system and prioritize transportation projects.

Although Tooele County is not within the Urbanized Boundaries of Wasatch Front Regional Council (WFRC), they are a member of the Regional Council Board and as such, their projects are included in the WFRC TIP as a resource and a curtesy to the County and the Cities and Towns.

The Cities and Towns of Tooele County include;

Grantsville City

Ophir Town

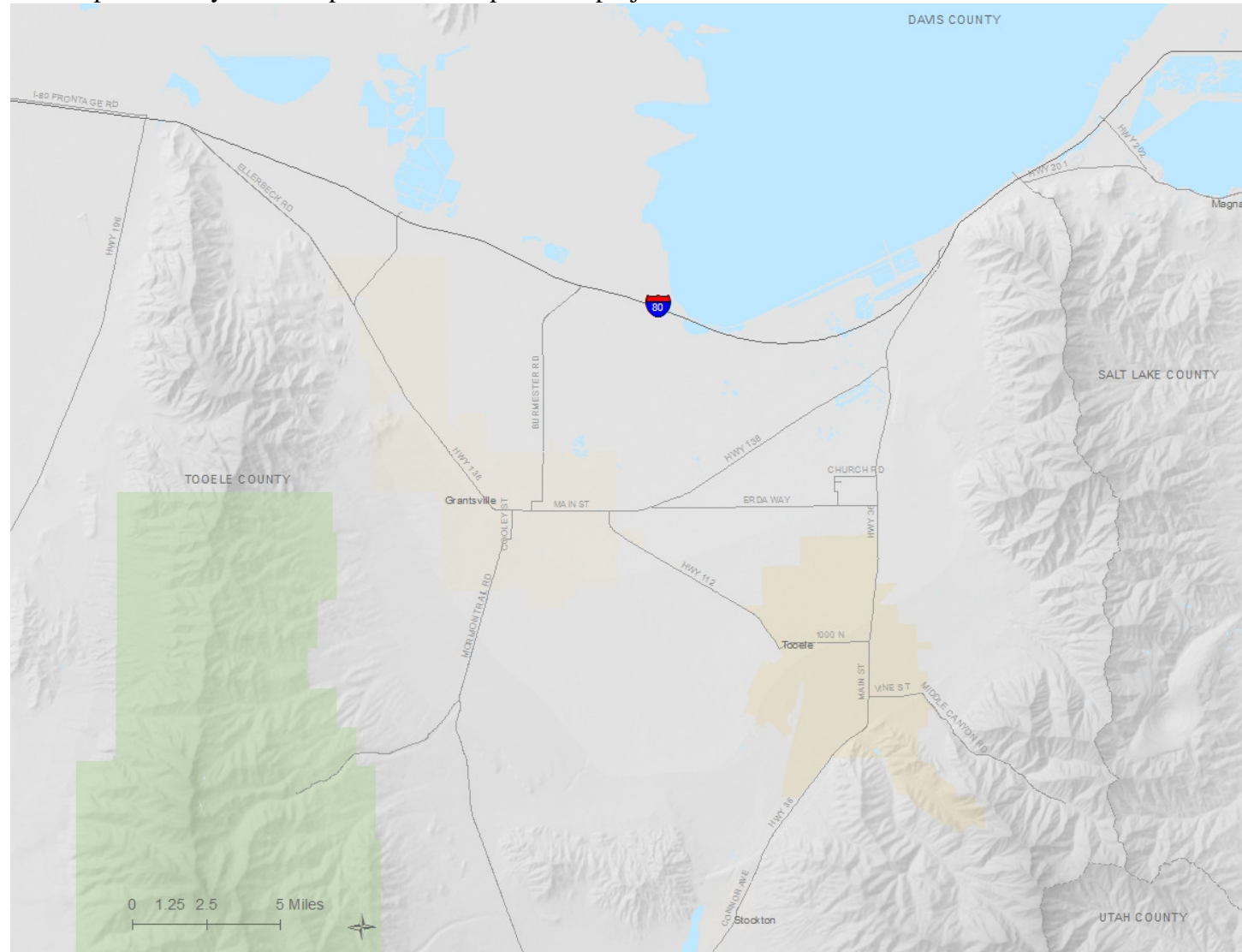
Rush Valley Town

Stockton Town

Tooele City

Vernon Town

Wendover City





DRAFT

DRAFT for Release to FHWA/FTA for Review

UDOT electronic Program Management

Statewide Transportation Improvement Program



STIP 2016-2021

Report Run on: Sep 01, 2015, 10:40 A.M.

epm345_stip_report (Rev 723)

Region	PIN	Status Fund	Project No. Prior	Rt.	Beg	Len	PIN Description / Project Location				Concept Description				
					2016		2017	2018	2019	CD	Total	Fed Aid	State	Other	
Tooele County Projects															
TOOELE	11204	Undr Const Adv Dt: 03/28/15	F-0036(137)52	36	52	4	SR-36; 3 Oclock Drive to 2000 N SR-36; MP 52.46 - 56.78				Major Rehabilitation - Roadway				
		NHPP_NHS	\$25,453,002		\$0		\$0	\$0	\$0	\$0	\$25,453,002	\$23,729,834	\$1,723,168	\$0	
		ST_CONCPT_D2	\$14,765		\$0		\$0	\$0	\$0	\$0	\$14,765	\$0	\$14,765	\$0	
		Total	\$25,467,767		\$0		\$0	\$0	\$0	\$0	\$25,467,767	\$23,729,834	\$1,737,933	\$0	
TOOELE	13794	Funding To Be Adv Dt:	NEWPROJ(13794)	36	66	1	I-80; WB Ramp to SR-36 SR-36; MP 65.64 - 66.41				Replacement and Rehabilitation - Structure				
NEW		NHPP_BR	\$0		\$0		\$6,900,000	\$0	\$0	\$0	\$6,900,000	\$6,432,870	\$467,130	\$0	
TOOELE	11856	STIP Will Not Adv	F-0138(12)18	138	18		SR-138 & Village Road Improvements, Tooele County SR-138; MP 18.13 - 18.25				Small Urban				
		LOCAL_GOV	\$0		\$0		\$0	\$420,000	\$0	\$0	\$420,000	\$0	\$0	\$420,000	
		STP_SU_JHC	\$0		\$0		\$0	\$1,000,000	\$0	\$0	\$1,000,000	\$1,000,000	\$0	\$0	
		Total	\$0		\$0		\$0	\$1,420,000	\$0	\$0	\$1,420,000	\$1,000,000	\$0	\$420,000	
TOOELE	12987	STIP To Be Adv Dt:	F-R299(196)	2644	2		Active Warnings on Faust Rd Cnty:FA-2644; MP 2.07 - 2.07				Railway-Highway Grade Crossing				
		R/H_HAZ_ELIM	\$0		\$600,000		\$0	\$0	\$0	\$0	\$600,000	\$600,000	\$0	\$0	
TOOELE	11294	Active Will Not Adv	F-LC45(12)	OTHER			Operation & Maint. for the Tooele Valley Shuttle Tooele Valley				UTA/Transit				
		L_PASS_MATCH	\$0		\$4,739		\$0	\$0	\$0	\$0	\$4,739	\$0	\$0	\$4,739	
		CMAQ_TOOELE	\$65,261		\$0		\$0	\$0	\$0	\$0	\$65,261	\$65,261	\$0	\$0	
		Total	\$65,261		\$4,739		\$0	\$0	\$0	\$0	\$70,000	\$65,261	\$0	\$4,739	
TOOELE	12926	Scoping Will Not Adv	F-R299(193)					Tooele Co. 1 Call - 1 Click Center & Outreach Prgm Tooele County - One Call - One Click Center & Veterans Outreach Program				UTA/Transit			
		LOCAL_GOV	\$0		\$50,537		\$0	\$0	\$0	\$0	\$50,537	\$0	\$0	\$50,537	
		FA_MISC	\$0		\$177,230		\$0	\$0	\$0	\$0	\$177,230	\$177,230	\$0	\$0	
		FA_MISC_100%	\$0		\$50,000		\$0	\$0	\$0	\$0	\$50,000	\$50,000	\$0	\$0	
		Total	\$0		\$277,767		\$0	\$0	\$0	\$0	\$277,767	\$227,230	\$0	\$50,537	
TOOELE	13887	Funding To Be Adv Dt:	NEWPROJ(13887)					Mormon Trail Road, Phase II Mormon Trail Road, Phase II				Non-Urban			
NEW		STP_RURAL	\$0		\$0		\$0	\$0	\$0	\$3,020,000	\$3,020,000	\$2,815,546	\$0	\$204,454	
TOOELE	13891	Scoping Will Not Adv	F-R299(204)					Midvalley Highway ROW The new midvalley highway as identified in the enviornmental document				ROW			
		EM_HPP_1702	\$0		\$1,919,085		\$0	\$0	\$0	\$0	\$1,919,085	\$1,535,268	\$0	\$383,817	



DRAFT

DRAFT for Release to FHWA/FTA for Review

UDOT electronic Program Management Statewide Transportation Improvement Program



STIP 2016-2021

Report Run on: Sep 01, 2015, 10:40 A.M.

epm345_stip_report (Rev 723)

Region	PIN	Status Fund	Project No. Prior	Rt.	Beg Len 2016	PIN Description / Project Location 2017 2018 2019	Concept Description CD	Total	Fed Aid	State	Other	
Tooele County Projects												
TOOELE	5775	Active	S-I80-1(53)0	36	66	I-80; EB Off Ramp to SR-36, Signing Upgrade	Spot Safety					
		Will Not Adv				SR-36; MP 66.19 - 66.36						
		ST_SPOT_SFTY		\$15,000	\$0	\$0 \$0 \$0	\$0	\$15,000	\$0	\$15,000	\$0	
	12228											
TOOELE	12132	Awarded	F-0036(36)56	36	57	6 SR-36; 2000 N to Stansbury	Preservation - Roadway					
		Adv Dt: 12/20/14				SR-36; MP 55.77 - 62.49						
		NHPP_NHS	\$2,844,446	\$0	\$0	\$0		\$0	\$2,844,446	\$2,651,877	\$192,569	\$0
		NHS	\$100,000	\$0	\$0	\$0		\$0	\$100,000	\$93,230	\$6,770	\$0
			Total	\$2,944,446	\$0	\$0 \$0 \$0	\$0	\$2,944,446	\$2,745,107	\$199,339	\$0	
TOOELE	6129	STIP	S-0058(5)0	58	1	SR-58; Wendover Blvd Lighting	Lighting					
		To Be Adv Dt:				SR-58; MP .00 - .85						
		ST_LIGHTING		\$0	\$0	\$0 \$0 \$0	\$0	\$0	\$0	\$0	\$0	
	14013											
TOOELE	5589	Scoping	S-0138(13)11	138	11	SR-138 MP 11.11; Tree Removal - Grantsville	Local/MPO/Other Agency Pass-Through					
		Will Not Adv				SR-138; MP 11.11 - 11.11						
		ST_CONT_R2		\$5,000	\$0	\$0 \$0 \$0	\$0	\$5,000	\$0	\$5,000	\$0	
	13920											
TOOELE	6019	Active	F-0036(37)64	MULT		SR-36; Canyon Rd Intersection Improvements	Highway Safety Improvement					
		To Be Adv Dt: 09/16/15				SR-36; MP 63.64 - 64.40 & SR-36; MP 63.64 - 64.40						
		SEC164_HSIP	\$75,000	\$0	\$0	\$0		\$0	\$75,000	\$69,923	\$5,078	\$0
		HSIP	\$0	\$525,000	\$0	\$0		\$0	\$525,000	\$489,458	\$35,543	\$0
		STP_FLX_ST	\$0	\$150,000	\$0	\$0		\$0	\$150,000	\$139,845	\$10,155	\$0
			Total	\$75,000	\$675,000	\$0 \$0 \$0	\$0	\$750,000	\$699,225	\$50,775	\$0	
TOOELE	12132	Awarded	F-I80-1(54)10	MULT		I-80; MP 10.46 to MP 20.0	Preservation - Roadway					
		Adv Dt: 04/25/15				I-80; MP 10.46 - 20.00 & I-80; MP 10.46 - 20.00						
		NHPP_IM	\$1,237,602	\$0	\$0	\$0		\$0	\$1,237,602	\$1,165,573	\$72,028	\$0
	10919											
TOOELE	12132	Undr Const	F-I80-2(67)40	MULT		I-80; MP 40 to 50	Preservation - Roadway					
		Adv Dt: 10/18/14				I-80; MP 40.00 - 50.00 & I-80; MP 40.00 - 50.00						
		IM	\$65,000	\$0	\$0	\$0		\$0	\$65,000	\$61,217	\$3,783	\$0
		NHPP_IM	\$1,568,866	\$0	\$0	\$0		\$0	\$1,568,866	\$1,477,558	\$91,308	\$0
			Total	\$1,633,866	\$0	\$0 \$0 \$0	\$0	\$1,633,866	\$1,538,775	\$95,091	\$0	
TOOELE	12135	Active	F-I80-1(56)30	MULT		I-80; MP 30 to 41	Minor Rehabilitation - Roadway					
		To Be Adv Dt: 08/31/15				I-80; MP 30.00 - 41.28 & I-80; MP 30.00 - 41.28						
		NHPP_IM	\$100,000	\$10,900,000	\$0	\$0		\$0	\$0	\$11,000,000	\$10,359,800	\$640,200
	11493											



DRAFT

DRAFT for Release to FHWA/FTA for Review

UDOT electronic Program Management

Statewide Transportation Improvement Program



STIP 2016-2021

Report Run on: Sep 01, 2015, 10:40 A.M.

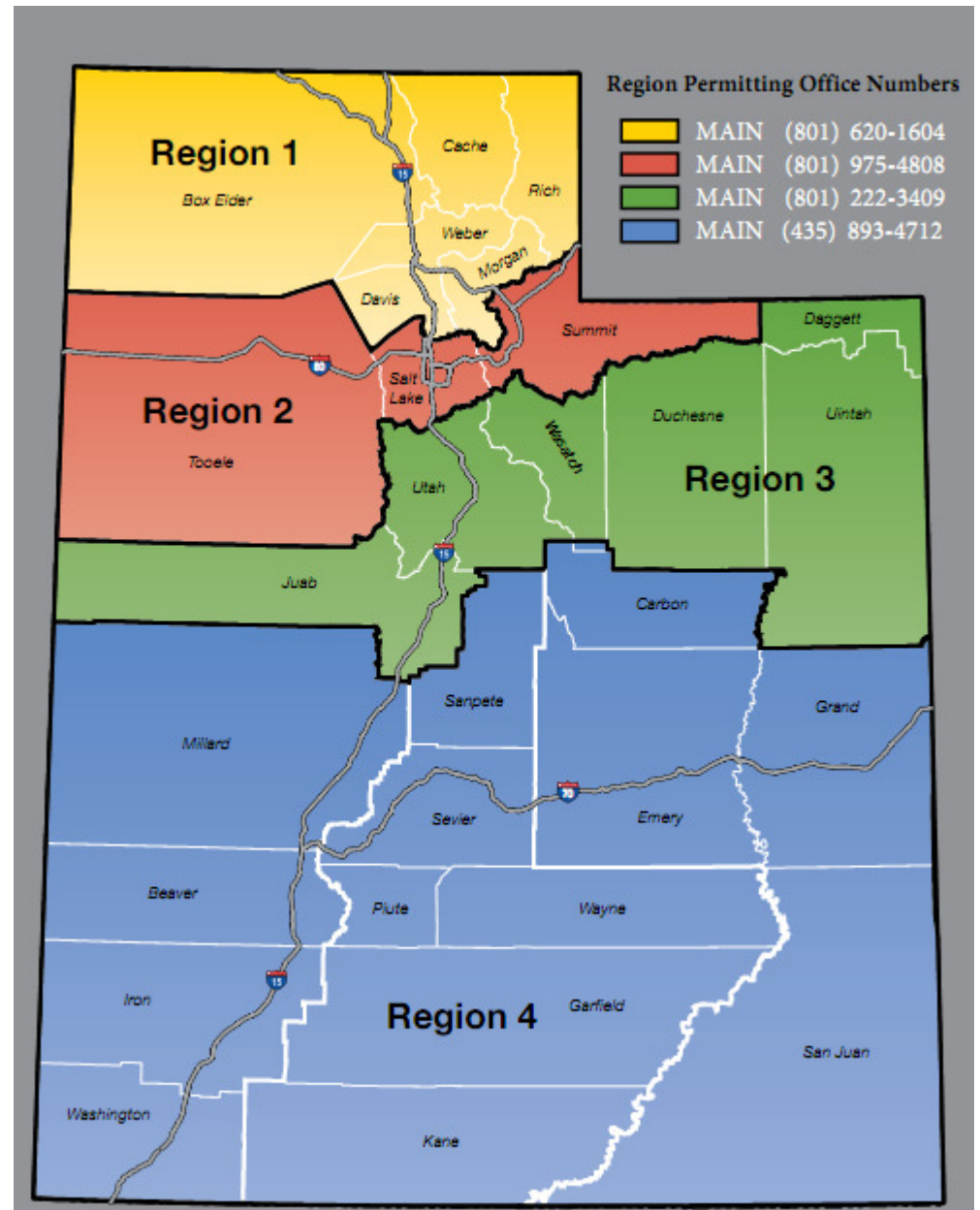
epm345_stip_report (Rev 723)

Region	PIN	Status	Project No.	Rt. Beg Len	PIN Description / Project Location				Concept Description			State	Other
		Fund	Prior	2016	2017	2018	2019	CD	Total	Fed Aid			
Tooele County Projects													
TOOELE	12135	Active	F-0199(6)0	MULT	SR-199; Dugway to SR-36				Minor Rehabilitation - Roadway				
		To Be Adv Dt: 09/10/15			SR-199; MP .00 - 21.96 & SR-196; MP .00 - 6.00 & SR-196; MP .00 - 6.00								
		STP_FLX_ST		\$550,000	\$11,750,000	\$0	\$0	\$0	\$0	\$12,300,000	\$11,467,290	\$832,710	\$0
	12518												
TOOELE	5775	Scoping	F-ST99(324)		I-15, I-80, I-215; P2-Structure Barrier				Spot Safety/Barrier - T/S				
		To Be Adv Dt: 01/12/16			Various locations to be determined during design								
		HSIP		\$0	\$2,500,000	\$0	\$0	\$0	\$0	\$2,500,000	\$2,330,750	\$169,250	\$0
	13309	SEC164_HSIP		\$250,000	\$0	\$0	\$0	\$0	\$0	\$250,000	\$233,075	\$16,925	\$0
		ST_SPOT_SFTY		\$0	\$0	\$0	\$0	\$0	\$0	\$0	\$0	\$0	\$0
		Total		\$250,000	\$2,500,000	\$0	\$0	\$0	\$0	\$2,750,000	\$2,563,825	\$186,175	\$0

Various

Project that are included in programs, cross city and county lines and as a result, are often including projects within the boundaries of one or more of the Metropolitan Planning Organization (MPO).

The “Various Projects” will identify projects and programs in each of the UDOT Regions across the state but for programming and information are listed all together.





DRAFT

DRAFT for Release to FHWA/FTA for Review

UDOT electronic Program Management

Statewide Transportation Improvement Program

**STIP 2016-2021**

Report Run on: Sep 01, 2015, 10:40 A.M.

epm345_stip_report (Rev 723)

Region	PIN	Status	Project No.	Rt.	Beg	Len	PIN Description / Project Location				Concept Description				
		Fund	Prior		2016		2017	2018	2019		CD	Total	Fed Aid	State	Other
Various County Projects															
VARIOU	9993	Undr Const	F-0006(149)211	6	211	4	US-6; Soldier Summit to White River				Reconstruct widening				
		Adv Dt: 07/05/14					State Route: US-6 from: 211.00 to: 215.00 for: 4.00								
		NHS			\$1,282,364		\$0	\$0	\$0	\$0	\$0	\$1,282,364	\$1,195,548	\$86,816	\$0
		NHPP_NHS			\$6,380,314		\$0	\$0	\$0	\$0	\$0	\$6,380,314	\$5,948,367	\$431,947	\$0
			Total		\$7,662,678		\$0	\$0	\$0	\$0	\$0	\$7,662,678	\$7,143,915	\$518,763	\$0
VARIOU	8662	Active	F-ST99(100)	15		350	TRUCK PARKING GRANT PROGRAM IN UTAH				RESEARCH & EVALUATE LONG-TERM TRUCK PARKING ALONG I-15				
		Will Not Adv					TRUCK PARKING GRANT PROGRAM IN UTAH								
		FA_MISC_100%			\$545,000		\$0	\$0	\$0	\$0	\$0	\$545,000	\$545,000	\$0	\$0
VARIOU	10020	Active	F-R299(198)	15	264	61	I-15 Mobility Study				Planning				
		Will Not Adv					I-15; MP 264.00 - 325.00								
		FA_SHRP2			\$0		\$0	\$0	\$0	\$0	\$0	\$0	\$0	\$0	\$0
		ST_TIF			\$1,500,000		\$0	\$0	\$0	\$0	\$0	\$1,500,000	\$0	\$1,500,000	\$0
		UTA_FUNDS			\$200,000		\$0	\$0	\$0	\$0	\$0	\$200,000	\$0	\$0	\$200,000
		SPR_P_WFRC			\$0		\$100,000	\$0	\$0	\$0	\$0	\$100,000	\$100,000	\$0	\$0
		SPR_P_MAG			\$0		\$30,000	\$0	\$0	\$0	\$0	\$30,000	\$30,000	\$0	\$0
			Total		\$1,700,000		\$130,000	\$0	\$0	\$0	\$0	\$1,830,000	\$130,000	\$1,500,000	\$200,000
VARIOU	10491	Active	S-I15-8(151)349	15	350	12	I-15, 2700 N (Farr West) to 1100 S (Brigham City)				New Construction				
		To Be Adv Dt: 10/27/15					I-15; MP 349.74 - 362.02								
		ST_TIF_SB229			\$0		\$0	\$0	\$0	\$0	\$0	\$0	\$0	\$0	\$0
		ST_TIF			\$2,217,352		\$29,682,648	\$36,100,000	\$0	\$0	\$0	\$68,000,000	\$0	\$68,000,000	\$0
		ST_CONCPT_D1			\$0		\$56,441	\$0	\$0	\$0	\$0	\$56,441	\$0	\$56,441	\$0
			Total		\$2,217,352		\$29,739,089	\$36,100,000	\$0	\$0	\$0	\$68,056,441	\$0	\$68,056,441	\$0
VARIOU	10935	Undr Const	S-ST99(192)	15	280	12	I-15; SR-73 to 12300 South Widening				Widen Existing Facility				
		Adv Dt: 02/28/14					I-15; MP 279.80 - 291.50								
		ST_GF_HB185			\$0		\$0	\$0	\$0	\$0	\$0	\$0	\$0	\$0	\$0
		ST_CHF_TIF			\$0		\$373,073	\$0	\$0	\$0	\$0	\$373,073	\$0	\$373,073	\$0
		ST_TIF			\$81,427,195		\$86,484,627	\$46,000,000	\$3,741,565	\$0	\$0	\$217,653,387	\$0	\$217,653,387	\$0
		ST_GF_TIF			\$0		\$3,034,728	\$0	\$0	\$0	\$0	\$3,034,728	\$0	\$3,034,728	\$0
		ST_GF_CHN			\$0		\$457,916	\$0	\$0	\$0	\$0	\$457,916	\$0	\$457,916	\$0
		ST_GF_HB173			\$0		\$147,740	\$0	\$0	\$0	\$0	\$147,740	\$0	\$147,740	\$0
		ST_TIF_SB229			\$0		\$305,024	\$0	\$0	\$0	\$0	\$305,024	\$0	\$305,024	\$0
			Total		\$81,427,195		\$90,803,108	\$46,000,000	\$3,741,565	\$0	\$0	\$221,971,869	\$0	\$221,971,869	\$0



DRAFT

DRAFT for Release to FHWA/FTA for Review

UDOT electronic Program Management Statewide Transportation Improvement Program



STIP 2016-2021

Report Run on: Sep 01, 2015, 10:40 A.M.

epm345_stip_report (Rev 723)

Region	PIN	Status	Project No.	Rt.	Beg	Len	PIN Description / Project Location				Concept Description				
		Fund	Prior		2016		2017	2018	2019	CD	Total	Fed Aid	State	Other	
Various County Projects															
VARIOU	10944	Undr Const	F-I15-7(301)313	15	313	28	I-15; South Davis Operational Upgrades				New Construction				
	Adv.Const	Adv Dt: 09/12/13					I-15; MP 313.00 - 340.50								
		STP_FLX_ST	\$243,981		\$0		\$0	\$0	\$0	\$0	\$243,981	\$227,464	\$16,518	\$0	
		CMAQ_WFRC	\$6,563,080		\$0		\$0	\$0	\$0	\$0	\$6,563,080	\$6,118,759	\$444,321	\$0	
		ST_RET_ROW	\$1,583,823		\$0		\$0	\$0	\$0	\$0	\$1,583,823	\$0	\$1,583,823	\$0	
		ST_BRIDGE	\$0		\$909,000		\$0	\$0	\$0	\$0	\$909,000	\$0	\$909,000	\$0	
		ST_GF_HB173	\$0		\$6,996,246		\$0	\$0	\$0	\$0	\$6,996,246	\$0	\$6,996,246	\$0	
		L_BETTERMENT	\$1,857,095		\$0		\$0	\$0	\$0	\$0	\$1,857,095	\$0	\$0	\$1,857,095	
		NHPP_NHS	\$18,775,000		\$1,465,000		\$0	\$0	\$0	\$0	\$20,240,000	\$18,869,752	\$1,370,248	\$0	
		NHPP_BR	\$7,800,000		\$11,291,000		\$0	\$0	\$0	\$0	\$19,091,000	\$17,798,539	\$1,292,461	\$0	
		STP_URB_O/L	\$16,285,294		\$8,203,603		\$0	\$0	\$0	\$0	\$24,488,897	\$22,830,999	\$1,657,898	\$0	
		NHPP_IM	\$6,620,443		\$0		\$0	\$0	\$0	\$0	\$6,620,443	\$6,235,133	\$385,310	\$0	
		ST_SIGNALS	\$250,000		\$0		\$0	\$0	\$0	\$0	\$250,000	\$0	\$250,000	\$0	
		ST_TIF_SB229	\$20,629,911		\$18,751,107		\$0	\$0	\$0	\$0	\$39,381,018	\$0	\$39,381,018	\$0	
		Total	\$80,608,627		\$47,615,957		\$0	\$0	\$0	\$0	\$128,224,584	\$72,080,646	\$54,286,843	\$1,857,095	
VARIOU	13276	Active	F-R299(200)	15	264	61	SHRP2 CO3/C11; Economic Impact Analysis				Planning				
	To Be Adv Dt: 10/13/16						I-15; MP 264.00 - 325.00								
	FA_SHRP2	\$150,000			\$0		\$0	\$0	\$0	\$0	\$150,000	\$150,000	\$0	\$0	
VARIOU	13831	Scoping	F-R299(229)	15	282	25	Integrated Cooridor Management Study Devel. Plan				Planning				
	Will Not Adv						I-15; MP 282.00 - 307.00								
	ST_MATCH	\$0	\$50,000		\$0		\$0	\$0	\$0	\$0	\$50,000	\$0	\$50,000	\$0	
	FA_MISC_100%	\$0	\$200,000		\$0		\$0	\$0	\$0	\$0	\$200,000	\$200,000	\$0	\$0	
	Total	\$0	\$250,000		\$0		\$0	\$0	\$0	\$0	\$250,000	\$200,000	\$50,000	\$0	
VARIOU	13055	Scoping	S-R199(179)	30	97	4	SR-30; Passing Lanes (Box Elder/Cache Counties)				Choke Point				
	To Be Adv Dt: 03/15/16						SR-30; MP 97.00 - 101.00								
	ST_TIF_SB229	\$0	\$0		\$0		\$0	\$0	\$0	\$0	\$0	\$0	\$0	\$0	
	ST_TIF	\$8,236	\$1,910,000		\$3,081,764		\$0	\$0	\$0	\$0	\$5,000,000	\$0	\$5,000,000	\$0	
	Total	\$8,236	\$1,910,000		\$3,081,764		\$0	\$0	\$0	\$0	\$5,000,000	\$0	\$5,000,000	\$0	
VARIOU	13224	Scoping	S-R199(185)	30	91	18	SR-30; Environmental Document, I-15 to SR-252				Document EA/EIS				
	Will Not Adv						SR-30; MP 90.62 - 108.66								
	ST_TIF	\$0	\$2,000,000		\$0		\$0	\$0	\$0	\$0	\$2,000,000	\$0	\$2,000,000	\$0	
VARIOU	1793	Undr Const	SP-0067(1)0		67	14	Legacy Parkway Project - *ROW*				MIS, EIS, GEO TECH & CONSTRUCTION				
	Adv Dt: 05/10/03						LEGACY PARKWAY								
	ST_CHF	\$0	\$391,965,504		\$0		\$0	\$0	\$0	\$0	\$391,965,504	\$0	\$391,965,504	\$0	



DRAFT

DRAFT for Release to FHWA/FTA for Review

UDOT electronic Program Management Statewide Transportation Improvement Program



STIP 2016-2021

Report Run on: Sep 01, 2015, 10:40 A.M.

epm345_stip_report (Rev 723)

Region	PIN	Status Fund	Project No. Prior	Rt.	Beg	Len	PIN Description / Project Location				Concept Description				
					2016		2017	2018	2019	CD	Total	Fed Aid	State	Other	
Various County Projects															
VARIOU	4278	Active Will Not Adv	SP-0089(98)334	89	398	11	US-89 Corridor Preservation US-89; MP 397.55 - 408.38				Purchase Parcels in advance of project activity				
		ST_CONT_R1			\$0		\$1,000	\$0	\$0	\$0	\$1,000	\$0	\$1,000	\$0	
		ST_CORR_PRES			\$0		\$9,517,163	\$0	\$0	\$0	\$9,517,163	\$0	\$9,517,163	\$0	
			Total		\$0		\$9,518,163	\$0	\$0	\$0	\$9,518,163	\$0	\$9,518,163	\$0	
VARIOU	13821	Proposed To Be Adv Dt: 06/04/20	S-0089(406)398	89	398	9	US-89; I-84 to Antelope Drive, I-84 to Harrison US-89; MP 398.00 - 406.64 & US-89; I-84 to Antelope Drive, I-84 to Harrison				Widen Existing Facility				
NEW															
VARIOU	13051	STIP Will Not Adv	S-R199(177)	108	4	9	SR-108; Corridor Preservation SR-108; MP 4.01 - 12.92				Corridor Preservation				
		ST_CORR_PRES			\$0		\$10,000	\$0	\$0	\$0	\$10,000	\$0	\$10,000	\$0	
VARIOU	11433	STIP To Be Adv Dt:	F-0191(123)113	191	113	12	US-191; South Moab to Blue Hill US-191; MP 112.50 - 124.00				Choke Point				
		NHPP_NHS			\$0		\$0	\$0	\$4,000,000	\$0	\$4,000,000	\$3,729,200	\$270,800	\$0	
VARIOU	7704	Active Will Not Adv	S-0085(1)0	MULT			MVC; UTILITIES TRANSMISSION LOCATION MVC; UTILITIES TRANSMISSION LOCATION (SR-201TO 4700 SOUTH)				UTILITY TRANSMISSION LOCATION				
		ST_CHF_TIF			\$22,745,000		\$38,000,000	\$0	\$0	\$0	\$60,745,000	\$0	\$60,745,000	\$0	
		ST_GF_CHN			\$0		\$31,952,390	\$0	\$0	\$0	\$31,952,390	\$0	\$31,952,390	\$0	
			Total		\$22,745,000		\$69,952,390	\$0	\$0	\$0	\$92,697,390	\$0	\$92,697,390	\$0	
VARIOU	8312	Active Will Not Adv	S-0085(4)0	MULT			MVC; AQ MONITOR AND FILTERS MVC; AQ MONITOR AND FILTERS				MVC; AQ MONITOR AND FILTERS				
		ST_CHF_TIF			\$0		\$4,100,000	\$0	\$0	\$0	\$4,100,000	\$0	\$4,100,000	\$0	
VARIOU	8624	STIP To Be Adv Dt: 09/26/16	F-R499(221)	MULT			Region 4 Chip Seals Various Locations SR-119; MP .00 - 4.55 & SR-118; MP 6.82 - 10.04 & US-6; MP 89.40 - 107.05				Non-Urban				
		STP_RURAL			\$0		\$0	\$0	\$0	\$2,145,232	\$2,145,232	\$2,000,000	\$145,232	\$0	
VARIOU	10784	Undr Const Adv Dt: 12/20/14	S-I15-3(41)121	MULT			I-15; Pine Creek Climbing Lanes & ITS/ATMS I-15; MP 120.46 - 133.45 & I-70; MP .00 - 2.54				Adding a lane/shoulder				
		ST_TIF_SB229			\$2,000,000		\$0	\$0	\$0	\$0	\$2,000,000	\$0	\$2,000,000	\$0	
		ST_TIF			\$5,259,291		\$16,767,270	\$0	\$0	\$0	\$22,026,561	\$0	\$22,026,561	\$0	
			Total		\$7,259,291		\$16,767,270	\$0	\$0	\$0	\$24,026,561	\$0	\$24,026,561	\$0	

**DRAFT**

DRAFT for Release to FHWA/FTA for Review

**UDOT electronic Program Management
Statewide Transportation Improvement Program****STIP 2016-2021**

Report Run on: Sep 01, 2015, 10:40 A.M.

epm345_stip_report (Rev 723)

Region	PIN	Status Fund	Project No. Prior	Rt. Beg Len 2016	PIN Description / Project Location			Concept Description				State	Other
					2017	2018	2019	CD	Total	Fed Aid			
Various County Projects													
VARIOU	10787	Undr Const Adv Dt: 02/07/15	S-I15-2(60)100	MULT	I-15; Beaver Ridge Climbing Lanes Project I-15; MP 101.52 - 104.30 & I-15; MP 98.00 - 102.93			New Construction					
		ST_TIF_HB377	\$2,970,496	\$4,029,504	\$0	\$0	\$0	\$0	\$7,000,000	\$0	\$7,000,000	\$0	\$0
		ST_TIF_SB229	\$0	\$0	\$0	\$0	\$0	\$0	\$0	\$0	\$0	\$0	\$0
		ST_TIF	\$1,065,750	\$1,891,172	\$0	\$0	\$0	\$0	\$2,956,922	\$0	\$2,956,922	\$0	\$0
		Total	\$4,036,246	\$5,920,676	\$0	\$0	\$0	\$0	\$9,956,922	\$0	\$9,956,922	\$0	\$0
VARIOU	11225	Active Will Not Adv	S-I15-7(312)312	MULT	I-15; Program Management, S. Davis Co. OP Upgrades I-15; MP 312.32 - 340.94 & I-15; MP 312.32 - 340.94			PE					
		ST_TIF_SB229	\$6,300,000	\$0	\$0	\$0	\$0	\$0	\$6,300,000	\$0	\$6,300,000	\$0	\$0
		ST_CONT_R1	\$0	\$25,000	\$0	\$0	\$0	\$0	\$25,000	\$0	\$25,000	\$0	\$0
		Total	\$6,300,000	\$25,000	\$0	\$0	\$0	\$0	\$6,325,000	\$0	\$6,325,000	\$0	\$0
VARIOU	13822	STIP To Be Adv Dt: 05/04/21	S-I15-7(328)332	MULT	I-15; Hill Field Road to Davis/Weber County Line I-15; MP 331.60 - 340.35 & I-15; MP 331.60 - 340.35 & I-15; Hill Field Road to Davis/Weber County Line to I-84			Widen Existing Facility					
		ST_TIF	\$0	\$0	\$0	\$0	\$0	\$150,000,000	\$150,000,000	\$0	\$150,000,000	\$0	\$0
VARIOU	10018	STIP To Be Adv Dt:	F-ST99(162)	OTHER	Travelwise Other: STATEWIDE TRAVEL PROGRAM			ATMS					
		CMAQ_MAG	\$0	\$48,000	\$0	\$0	\$0	\$0	\$48,000	\$44,750	\$3,250	\$0	\$0
		CMAQ_WFRC	\$0	\$429,046	\$145,876	\$145,876	\$0	\$0	\$720,798	\$672,000	\$48,798	\$0	\$0
		CMAQ_PM2.5	\$0	\$75,000	\$0	\$0	\$0	\$0	\$75,000	\$69,923	\$5,078	\$0	\$0
		Total	\$0	\$552,046	\$145,876	\$145,876	\$0	\$0	\$843,798	\$786,673	\$57,125	\$0	\$0
VARIOU	10306	Active Will Not Adv	F-ST99(159)	OTHER	1 Scenic Byway Livability Plan Development SCENIC BYWAYS IN UTAH			Scenic Byways					
		EM_2011_PLHD	\$334,000	\$0	\$0	\$0	\$0	\$0	\$334,000	\$334,000	\$0	\$0	\$0
VARIOU	10308	Active Will Not Adv	F-ST99(160)	OTHER	OJT SUPPORT SERVICES PROGRAM FY 2013 - 2014 NON-ROUTE PROJECT			Other - Non-Construction Project					
		FA_MISC_100%	\$182,349	\$0	\$0	\$0	\$0	\$0	\$182,349	\$182,349	\$0	\$0	\$0
VARIOU	10309	Active Will Not Adv	F-ST99(157)	OTHER	Infrastructure Voluntary Eval. Sustainability Tool PILOT TEST - INVEST			Other - Non-Construction Project					
		FA_MISC_50%	\$40,000	\$0	\$0	\$0	\$0	\$0	\$40,000	\$20,000	\$20,000	\$0	\$0
VARIOU	12086	Scoping Will Not Adv	S-ST99(214)	OTHER	Construction Portal Project Location to be UDOT Headquarters			Data System Development/Enhancement					
		ST_TIF_SB229	\$0	\$0	\$0	\$0	\$0	\$0	\$0	\$0	\$0	\$0	\$0
		ST_TIF	\$530,586	\$0	\$0	\$0	\$0	\$0	\$530,586	\$0	\$530,586	\$0	\$0
		Total	\$530,586	\$0	\$0	\$0	\$0	\$0	\$530,586	\$0	\$530,586	\$0	\$0



DRAFT

DRAFT for Release to FHWA/FTA for Review

UDOT electronic Program Management Statewide Transportation Improvement Program



STIP 2016-2021

Report Run on: Sep 01, 2015, 10:40 A.M.

epm345_stip_report (Rev 723)

Region	PIN	Status Fund	Project No. Prior	Rt. Beg Len 2016	PIN Description / Project Location				Concept Description			
					2017	2018	2019	CD	Total	Fed Aid	State	Other
Various County Projects												
VARIOU	11619	Scoping <i>Will Not Adv</i>	F-R499(201)		Ferry Boat Discretionary Funds Ferry Boat Discretionary Funds				Local/MPO/Other Agency Pass-Through			
		FA_MISC		\$49,278	\$0	\$0	\$0	\$0	\$49,278	\$39,422	\$9,856	\$0
		EM_2014_FBD		\$48,861	\$0	\$0	\$0	\$0	\$48,861	\$39,089	\$9,772	\$0
		Total		\$98,139	\$0	\$0	\$0	\$0	\$98,139	\$78,511	\$19,628	\$0
VARIOU	11869	Active <i>Will Not Adv</i>	F-ST99(232)		Slide-In Construction Implementation Guide Statewide				Other structure item repair			
		BRD_F		\$200,000	\$0	\$0	\$0	\$0	\$200,000	\$200,000	\$0	\$0
VARIOU	12084	Active <i>Will Not Adv</i>	S-ST99(213)		WINTER ROADWAY CLOSURES STUDY WINTER ROADWAY CLOSURES STUDY				Planning			
		ST_HB377/TF		\$0	\$200,000	\$0	\$0	\$0	\$200,000	\$0	\$200,000	\$0
VARIOU	12360	Active <i>Will Not Adv</i>	F-ST99(247)		OJT Supportive Services Program - FY 2015 OJT Supportive Services Program				Reimbursement/Settlement			
		FA_MISC_100%		\$71,341	\$0	\$0	\$0	\$0	\$71,341	\$71,341	\$0	\$0
VARIOU	12372	Active <i>Will Not Adv</i>	F-ST99(246)		DBE Supportive Services Program - FY 2015 DBE Supportive Services Program				Reimbursement/Settlement			
		FA_MISC_100%		\$108,968	\$0	\$0	\$0	\$0	\$108,968	\$108,968	\$0	\$0
VARIOU	12436	Scoping <i>To Be Adv Dt: 03/12/15</i>	F-TPF-5(296)		SPT Perf-Based Assessment of Liquefaction TPF-5296 Statewide study				Research			
		SPR_R_100%		\$149,500	\$0	\$0	\$0	\$0	\$149,500	\$149,500	\$0	\$0
VARIOU	12930	Active <i>Will Not Adv</i>	S-ST99(281)		Asset Management Review RFQ Study of UDOT's Transportation Asset Management Plan - No Locations Defined				Planning			
		ST_CONT_PG		\$0	\$50,000	\$0	\$0	\$0	\$50,000	\$0	\$50,000	\$0
VARIOU	13003	Active <i>Will Not Adv</i>	F-ST99(292)		INVEST, FHWA'S SUSTAINABILITY SELF-EVALUATION TOOL Various Locations				Annual Work Program			
		FA_MISC_50%		\$29,950	\$0	\$0	\$0	\$0	\$29,950	\$14,975	\$14,975	\$0
VARIOU	13004	Active <i>Will Not Adv</i>	F-ST99(295)		Tax Commission Joint Operations Center Various Locations				Annual Work Program			
		FA_MISC_100%		\$100,000	\$0	\$0	\$0	\$0	\$100,000	\$100,000	\$0	\$0



DRAFT

DRAFT for Release to FHWA/FTA for Review

UDOT electronic Program Management Statewide Transportation Improvement Program



STIP 2016-2021

Report Run on: Sep 01, 2015, 10:40 A.M.

epm345_stip_report (Rev 723)

Region	PIN	Status	Project No.	Rt. Beg Len	PIN Description / Project Location				Concept Description			
		Fund	Prior	2016	2017	2018	2019	CD	Total	Fed Aid	State	Other
Various County Projects												
VARIOU	13006	STIP	F-ST99(293)		UTA 1 Call - 1 Click & Outreach Program				UTA/Transit			
		To Be Adv Dt:			Utah Transit Authority (UTA) One Call - One Click Center & Veterans							
		FA_MISC_100%		\$0	\$50,000	\$0	\$0	\$0	\$50,000	\$50,000	\$0	\$0
		FA_MISC		\$0	\$400,000	\$0	\$0	\$0	\$400,000	\$400,000	\$0	\$0
		UTA_FUNDS		\$0	\$100,000	\$0	\$0	\$0	\$100,000	\$0	\$0	\$100,000
		Total		\$0	\$550,000	\$0	\$0	\$0	\$550,000	\$450,000	\$0	\$100,000
VARIOU	13012	Active	F-ST99(297)		State Training Budget				Education			
		Will Not Adv			Various Locations							
		STP_FLX_ST		\$435,000	\$0	\$0	\$0	\$0	\$435,000	\$435,000	\$0	\$0
		ST_CONST		\$132,000	\$0	\$0	\$0	\$0	\$132,000	\$0	\$132,000	\$0
		Total		\$567,000	\$0	\$0	\$0	\$0	\$567,000	\$435,000	\$132,000	\$0
VARIOU	13031	Active	F-ST99(296)		National Summer Transportation Institute Program				Annual Work Program			
		Will Not Adv			No mappable location at University of Utah							
		NSTI		\$20,000	\$0	\$0	\$0	\$0	\$20,000	\$20,000	\$0	\$0
VARIOU	13271	Active	S-R299(199)		I-15 Managed Freeways Study				Traffic			
		Will Not Adv			I-15 Managed Freeways Study							
		ST_TIF		\$0	\$500,000	\$0	\$0	\$0	\$500,000	\$0	\$500,000	\$0
VARIOU	13845	Active	F-ST99(341)		National Summer Transportation Institute Program				Annual Work Program			
		Will Not Adv			No mappable location at University of Utah							
		NSTI		\$20,000	\$0	\$0	\$0	\$0	\$20,000	\$20,000	\$0	\$0
VARIOU	13912	Active	F-ST99(347)		2016 Statewide Pavement Condition Data Collection				Develop Documents			
		Will Not Adv			Data is collected at various locations in the State, these locations are not known at this time and can change throughout the duration of the contract.							
		HSIP		\$0	\$430,000	\$0	\$0	\$0	\$430,000	\$400,889	\$29,111	\$0
		SPR_P		\$0	\$400,000	\$0	\$0	\$0	\$400,000	\$320,000	\$80,000	\$0
		Total		\$0	\$830,000	\$0	\$0	\$0	\$830,000	\$720,889	\$109,111	\$0
VARIOU	13918	Active	F-ST99(350)		2016 State Training Budget				Education			
		Will Not Adv			FY 2016 State Training Budget							
		STP_FLX_ST		\$500,000	\$0	\$0	\$0	\$0	\$500,000	\$500,000	\$0	\$0
		ST_CONST		\$0	\$160,000	\$0	\$0	\$0	\$160,000	\$0	\$160,000	\$0
		Total		\$500,000	\$160,000	\$0	\$0	\$0	\$660,000	\$500,000	\$160,000	\$0
VARIOU	13919	STIP	S-ST99(351)		Surplus Property Documentation				ROW			
		To Be Adv Dt:			Surplus Property Documentation							
		ST_SRPLS_DOC		\$0	\$200,000	\$0	\$0	\$0	\$200,000	\$0	\$200,000	\$0



DRAFT

DRAFT for Release to FHWA/FTA for Review

UDOT electronic Program Management Statewide Transportation Improvement Program



STIP 2016-2021

Report Run on: Sep 01, 2015, 10:40 A.M.

epm345_stip_report (Rev 723)

Region	PIN	Status Fund	Project No. Prior	Rt.	Beg	Len	PIN Description / Project Location				Concept Description			State	Other
					2016		2017	2018	2019		CD	Total	Fed Aid		
Various County Projects															
	VARIOU	14038	Active Will Not Adv FA_SHRP2	F-ST99(356)						SHRP2 User Incentive Implementation Assistance SHRP2 Implementation		Education			
					\$0	\$50,000	\$0	\$0	\$0		\$0	\$50,000	\$50,000	\$0	\$0
	VARIOU	14098	Funding To Be Adv Dt: FA_SHRP2	NEWPROJ(14098)						SHRP2 Implementation Assistance Funds R01A Development of 3D storage and retrieval data models		Education			
					\$0	\$340,000	\$0	\$0	\$0		\$0	\$340,000	\$340,000	\$0	\$0
	NEW														
	VARIOU	5597	Scoping Will Not Adv ST_CONT_R3	S-0006(182)141	6	141				Eureka Driver Feedback Sign US-6; MP 141.00 - 141.10		Contingency Funds			
					\$0	\$0	\$0	\$0	\$0		\$0	\$0	\$0	\$0	\$0
	14074														
	VARIOU	11903	Undr Const Adv Dt: 03/28/15 STP_FLX_ST	F-R499(239)	6	205	20			Region 4 Culvert Program on US-6 US-6; MP 205.00 - 225.00		Drainage			
					\$500,000	\$0	\$0	\$0	\$0		\$0	\$500,000	\$466,150	\$33,850	\$0
	12669														
	VARIOU	12133	Scoping To Be Adv Dt: 11/02/15 STP_FLX_ST ST_BRIDGE	F-0006(178)222	6	222	7			US-6; Pinetree Park to MP 228.3 US-6; MP 221.75 - 228.30		Preservation - Roadway			
					\$50,000	\$1,313,761	\$0	\$0	\$0		\$0	\$1,363,761	\$1,271,434	\$92,327	\$0
					\$0	\$80,000	\$0	\$0	\$0		\$0	\$80,000	\$0	\$80,000	\$0
				Total	\$50,000	\$1,393,761	\$0	\$0	\$0		\$0	\$1,443,761	\$1,271,434	\$172,327	\$0
	VARIOU	13769	Scoping To Be Adv Dt: 11/12/15 ST_PVMT	S-R399(224)	6	108	8			US-6; Juab Co. Line To Champlin Pt. MP 115 US-6; MP 107.51 - 115.26		Minor Rehabilitation - Roadway			
					\$0	\$0	\$0	\$0	\$0		\$0	\$0	\$0	\$0	\$0
	13858														
	VARIOU	6019	Undr Const Adv Dt: 11/01/14 HSIP	F-R499(218)	12	64	53			SR-12; MP 64.3-117.0, Sign and Geometry Improv SR-12; MP 64.30 - 117.00		Roadside Improvements			
					\$800,000	\$0	\$0	\$0	\$0		\$0	\$800,000	\$745,840	\$54,160	\$0
	12186														
	VARIOU	5775	Active Will Not Adv ST_SPOT_SFTY	S-R499(249)	15		194			I-15; MP 0.00-194.25, Curve Warning Sign Study I-15; MP .00 - 194.25		Spot Safety/Signing - T/S			
					\$35,000	\$0	\$0	\$0	\$0		\$0	\$35,000	\$0	\$35,000	\$0
	13451														
	VARIOU	12132	Undr Const Adv Dt: 11/08/14 NHPP_IM	F-I15-6(224)239	15	239	5			I-15; Santaquin Area (MP 239.23 to MP 244.00) I-15; MP 239.23 - 244.00		Preservation - Roadway			
					\$1,902,354	\$0	\$0	\$0	\$0		\$0	\$1,902,354	\$1,791,637	\$110,717	\$0
	11340														



DRAFT

DRAFT for Release to FHWA/FTA for Review

UDOT electronic Program Management Statewide Transportation Improvement Program



STIP 2016-2021

Report Run on: Sep 01, 2015, 10:40 A.M.

epm345_stip_report (Rev 723)

Region	PIN	Status Fund	Project No. Prior	Rt.	Beg	Len	PIN Description / Project Location				Concept Description			State	Other
					2016		2017	2018	2019		CD	Total	Fed Aid		
Various County Projects															
VARIOU	12132	Undr Const Adv Dt: 01/03/15 NHPP_IM 12460 IM	F-I15-3(44)132	15	132	7	I-15; Beaver County Line to Dog Valley I-15; MP 131.84 - 138.55					Preservation - Roadway			
							\$1,141,126	\$0	\$0	\$0	\$0	\$1,141,126	\$1,074,712	\$66,414	\$0
							\$50,000	\$0	\$0	\$0	\$0	\$50,000	\$47,090	\$2,910	\$0
			Total				\$1,191,126	\$0	\$0	\$0	\$0	\$1,191,126	\$1,121,802	\$69,324	\$0
VARIOU	11731	Awarded Adv Dt: 01/31/15 EQ_BONUS(MG) 12486 STP_FLX_ST	F-0025(3)0	25		10	SR-25; Fish Lake Road SR-25; MP .00 - 10.00					Minor Rehabilitation - Roadway			
							\$2,599,336	\$0	\$0	\$0	\$0	\$2,599,336	\$2,423,361	\$175,975	\$0
							\$51,594	\$0	\$0	\$0	\$0	\$51,594	\$48,101	\$3,493	\$0
			Total				\$2,650,930	\$0	\$0	\$0	\$0	\$2,650,930	\$2,471,462	\$179,468	\$0
VARIOU	13716	Active To Be Adv Dt: 09/09/15 STP_FLX_ST 9715	F-0035(7)0	35		10	SR-35; Francis to Diamondbar Ranch SR-35; MP .00 - 9.62 & Francis to Diamondbar Ranch					Minor Rehabilitation - Roadway			
							\$55,000	\$1,645,000	\$0	\$0	\$0	\$1,700,000	\$1,584,910	\$115,090	\$0
VARIOU	5775	Scoping Will Not Adv ST_SPOT_SFTY 13520	S-R399(227)	40	18	122	US-40; MP 18-140, Passing Lane Notification Signs US-40; MP 18.00 - 140.00					Spot Safety/Signing - T/S			
							\$0	\$50,000	\$0	\$0	\$0	\$50,000	\$0	\$50,000	\$0
VARIOU	5954	Undr Const Will Not Adv ST_ATMS 12805	S-R399(187)	40	105	53	CCTV along US-40 US-40; MP 104.77 - 157.94					ATMS			
							\$85,000	\$0	\$0	\$0	\$0	\$85,000	\$0	\$85,000	\$0
VARIOU	12133	Active To Be Adv Dt: 09/14/15 STP_FLX_ST 12244 NHPP_NHS	F-0040(149)58	40	58	10	US-40; Wasatch/Duchesne Co. Line to Jct. SR-208 US-40; MP 58.16 - 68.25					Preservation - Roadway			
							\$122,000	\$1,878,000	\$0	\$0	\$0	\$2,000,000	\$1,864,600	\$135,400	\$0
							\$0	\$0	\$0	\$0	\$0	\$0	\$0	\$0	\$0
			Total				\$122,000	\$1,878,000	\$0	\$0	\$0	\$2,000,000	\$1,864,600	\$135,400	\$0
VARIOU	5775	Active Will Not Adv ST_SPOT_SFTY 12203	S-0062(4)32	62	32	6	SR-62; MP 31.73-37.83, Shoulder Improvements SR-62; MP 31.73 - 37.83					Spot Safety/Roadside Improvements			
							\$0	\$100,000	\$0	\$0	\$0	\$100,000	\$0	\$100,000	\$0
VARIOU	5954	Active Will Not Adv ST_ATMS 12807	S-R499(229)	70	157	74	I-70; Fiber from Green River to Thompson Springs I-70; MP 157.42 - 231.67					ITS Communications			
							\$15,000	\$0	\$0	\$0	\$0	\$15,000	\$0	\$15,000	\$0
VARIOU	5775	Active Will Not Adv ST_SPOT_SFTY 13450	S-R499(248)	72		35	SR-72; MP 0.00-35.39, Upgrade Signing SR-72; MP .00 - 35.39					Spot Safety/Signing - T/S			
							\$75,000	\$0	\$0	\$0	\$0	\$75,000	\$0	\$75,000	\$0



DRAFT

DRAFT for Release to FHWA/FTA for Review

UDOT electronic Program Management Statewide Transportation Improvement Program



STIP 2016-2021

Report Run on: Sep 01, 2015, 10:40 A.M.

epm345_stip_report (Rev 723)

Region	PIN	Status Fund	Project No. Prior	Rt.	Beg	Len	PIN Description / Project Location				Concept Description			State	Other
				2016	2017	2018	2019	CD	Total	Fed Aid					
Various County Projects															
VARIOU	5954	Active Will Not Adv ST_ATMS	S-I80-2(64)97	80	97	20	Tooele Travel Times I-80 I-80; MP 97.39 - 117.06		Traveler Information						
			\$100,000		\$0		\$0	\$0	\$0	\$0	\$100,000	\$0	\$100,000	\$0	
	12622														
VARIOU	6019	Awarded Adv Dt: 06/27/15 HSIP SEC164_HSIP	F-I80-4(157)140	80	139	2	I-80; MP 138.7 - 141.1, Shoulder Barrier & Lighting I-80; MP 138.70 - 141.10		Highway Safety Improvement/Barrier - T/S						
			\$1,316,361		\$120,483		\$0	\$0	\$0	\$0	\$1,436,844	\$1,339,569	\$97,274	\$0	
	13596		\$513,156		\$0		\$0	\$0	\$0	\$0	\$513,156	\$478,416	\$34,741	\$0	
		Total	\$1,829,517		\$120,483		\$0	\$0	\$0	\$0	\$1,950,000	\$1,817,985	\$132,015	\$0	
VARIOU	13716	STIP To Be Adv Dt: STP_FLX_ST	F-0089(407)406	89	406		US-89; I-84 EB Off-ramp Intersection US-89; MP 406.25 - 406.41		Choke Point						
			\$0		\$1,000,000		\$0	\$0	\$0	\$0	\$1,000,000	\$932,300	\$67,700	\$0	
	13592														
VARIOU	13716	STIP To Be Adv Dt: STP_FLX_ST	F-0091(67)0	91	2	15	US-91; Sardine Canyon ATMS US-91; MP 1.97 - 16.94		ATMS						
			\$0		\$2,000,000		\$0	\$0	\$0	\$0	\$2,000,000	\$1,864,600	\$135,400	\$0	
	13744														
VARIOU	13769	Scoping To Be Adv Dt: 02/17/16 STP_RURAL ST_PVMT	F-0096(5)3	96	3	15	SR-96; Scofield Dam SR-96; MP 2.80 - 18.00		Minor Rehabilitation - Roadway						
			\$0		\$2,145,232		\$0	\$0	\$0	\$0	\$2,145,232	\$2,000,000	\$145,232	\$0	
	13818		\$0		\$791,610		\$0	\$0	\$0	\$0	\$791,610	\$0	\$791,610	\$0	
		Total	\$0		\$2,936,842		\$0	\$0	\$0	\$0	\$2,936,842	\$2,000,000	\$936,842	\$0	
VARIOU	5775	Active Will Not Adv ST_SPOT_SFTY	S-0124(3)1	124	1	5	SR-124; MP 1.0-5.7, Extend Culverts SR-124; MP 1.00 - 5.70		Spot Safety/Roadside Improvements						
			\$0		\$50,000		\$0	\$0	\$0	\$0	\$50,000	\$0	\$50,000	\$0	
	13506														
VARIOU	7496	Active Will Not Adv L_PASS_MATCH BYWAYS	F-SB10(UT1)	143		51	Patchwork Parkway National Scenic Byway State Route: SR-143 from: .00 to: 51.00 for: 51.00		Scenic Byways						
			\$0		\$56,539		\$0	\$0	\$0	\$0	\$56,539	\$0	\$0	\$56,539	
	9934		\$226,156		\$0		\$0	\$0	\$0	\$0	\$226,156	\$226,156	\$0	\$0	
		Total	\$226,156		\$56,539		\$0	\$0	\$0	\$0	\$282,695	\$226,156	\$0	\$56,539	
VARIOU	5775	STIP To Be Adv Dt: ST_SPOT_SFTY	S-0150(10)1	150	1	54	SR-150; MP 1-55, Replace Signs SR-150; MP 1.00 - 54.74		Spot Safety/Signing - T/S						
			\$0		\$17,000		\$0	\$0	\$0	\$0	\$17,000	\$0	\$17,000	\$0	
	13497														
VARIOU	5597	Scoping Will Not Adv ST_CONT_R3	S-0189(61)13	189	13	3	Provo Canyon Trail US-189; MP 13.15 - 15.74		Contingency Funds						
			\$50,000		\$0		\$0	\$0	\$0	\$0	\$50,000	\$0	\$50,000	\$0	
	13655														



DRAFT

DRAFT for Release to FHWA/FTA for Review

UDOT electronic Program Management Statewide Transportation Improvement Program



STIP 2016-2021

Report Run on: Sep 01, 2015, 10:40 A.M.

epm345_stip_report (Rev 723)

Region	PIN	Status Fund	Project No. Prior	Rt.	Beg	Len	PIN Description / Project Location	Concept Description	CD	Total	Fed Aid	State	Other
				2016	2017	2018	2019						
Various County Projects													
VARIOU	6019	Awarded Adv Dt: 07/25/15	F-0189(57)7	189	8	11	US-189 RWIS and VMS, MP 8.00 - 19.4 US-189; MP 7.43 - 24.90	Highway Safety Improvement/Signing-T&S					
		SEC164_HSIP		\$0	\$0	\$0	\$0	\$0	\$0	\$0	\$0	\$0	\$0
	11410	HSIP		\$1,000,000	\$0	\$0	\$0	\$0	\$0	\$1,000,000	\$932,300	\$67,700	\$0
		Total		\$1,000,000	\$0	\$0	\$0	\$0	\$0	\$1,000,000	\$932,300	\$67,700	\$0
VARIOU	5952	Scoping Will Not Adv	S-0191(74)125	191	117	8	US-191 Corridor Preservation Study MP 112 - 123.5 US-191 MOAB AREA TRANSPORTATION STUDY	STUDY AND DEVELOP CORRIDOR PRESERVATION AGREEMENT					
		LOCAL_GOV		\$45,000	\$0	\$0	\$0	\$0	\$0	\$45,000	\$0	\$0	\$45,000
	7590	ST_SIGNALS		\$20,000	\$0	\$0	\$0	\$0	\$0	\$20,000	\$0	\$20,000	\$0
		ST_CONT_R4		\$10,000	\$0	\$0	\$0	\$0	\$0	\$10,000	\$0	\$10,000	\$0
		Total		\$75,000	\$0	\$0	\$0	\$0	\$0	\$75,000	\$0	\$30,000	\$45,000
VARIOU	5954	Active Will Not Adv	S-0191(125)71	191	71	56	US 191 Fiber: Moab to Monticello US-191; MP 70.68 - 126.94	ITS Communications					
		ST_ATMS		\$5,000	\$0	\$0	\$0	\$0	\$0	\$5,000	\$0	\$5,000	\$0
	13025												
VARIOU	5996	Active Will Not Adv	F-I215(159)11	215	11	17	I-215 Ramp Meters I-215; MP 10.62 - 27.79	Ramp Meters					
		CMAQ_WFRC		\$0	\$200,000	\$0	\$0	\$0	\$0	\$200,000	\$186,460	\$13,540	\$0
	10820												
VARIOU	12132	Active Will Not Adv	S-I215(154)26	215	26	2	Bridge Approach Repairs I-215 / Legacy Parkway I-215; MP 26.00 to MP 28.00	Other structure item repair					
		ST_BRIDGE		\$100,000	\$0	\$0	\$0	\$0	\$0	\$100,000	\$0	\$100,000	\$0
	10158												
VARIOU	5599	Scoping Will Not Adv	S-R199(167)	MULT			West Center Street Traffic Study, North Salt Lake SR-67; MP .00 - 1.30 & SR-67; MP .00 - 1.30 & I-215; MP 26.70 - 27.80 & I-215; MP 26.70 - 27.80 & SR-68; MP 63.30 - 64.70	Traffic					
		ST_CONT_R1		\$175,000	\$0	\$0	\$0	\$0	\$0	\$175,000	\$0	\$175,000	\$0
	12822	LOCAL_GOV		\$100,000	\$0	\$0	\$0	\$0	\$0	\$100,000	\$0	\$0	\$100,000
		ST_CONT_R2		\$25,000	\$0	\$0	\$0	\$0	\$0	\$25,000	\$0	\$25,000	\$0
		Total		\$300,000	\$0	\$0	\$0	\$0	\$0	\$300,000	\$0	\$200,000	\$100,000
VARIOU	5775	Scoping Will Not Adv	S-R499(259)	MULT			I-15; MP 0-194, Ramp Advisory Speed Study I-15; MP .00 - 194.02 & I-15; MP .00 - 193.99	Spot Safety/Safety					
		ST_SPOT_SFTY		\$0	\$25,000	\$0	\$0	\$0	\$0	\$25,000	\$0	\$25,000	\$0
	13498												
VARIOU	5775	Scoping Will Not Adv	S-R399(228)	MULT			I-15; MP 222-244, Deer Fence Animal Exits I-15; MP 222.00 - 244.00 & I-15; MP 222.00 - 244.00	Spot Safety/Roadside Improvements					
		ST_SPOT_SFTY		\$0	\$50,000	\$0	\$0	\$0	\$0	\$50,000	\$0	\$50,000	\$0
	13553												



DRAFT

DRAFT for Release to FHWA/FTA for Review

UDOT electronic Program Management

Statewide Transportation Improvement Program



STIP 2016-2021

Report Run on: Sep 01, 2015, 10:40 A.M.

epm345_stip_report (Rev 723)

Region	PIN	Status Fund	Project No. Prior	Rt. Beg Len 2016	PIN Description / Project Location				Concept Description												
					2017	2018	2019	CD	Total	Fed Aid	State	Other									
Various County Projects																					
VARIOUS	5954	Active	S-0030(57)91	MULT	Logan Fiber Hub Relocation SR-30; MP 90.77 - 91.15 & SR-30; MP 108.64 - 109.93				ITS Communications												
		Will Not Adv ST_ATMS																			
					\$125,000	\$0	\$0	\$0	\$0	\$125,000	\$0	\$125,000	\$0								
13107																					
VARIOUS	5954	Active	S-R399(215)	MULT	Region 3 Maintenance Shed Connections SR-73; MP 34.91 - 36.40 & US-40; MP 17.93 - 17.93 & Cnty:FA-2875; MP .98 - 1.18 & US-40; MP 16.96 - 16.96 & FROM SR-85 / NORTH LEHI; MP .00 - .03 & SR-113; MP 6.44 - 6.65				ITS Communications												
		Will Not Adv ST_ATMS																			
					\$80,000	\$0	\$0	\$0	\$0	\$80,000	\$0	\$80,000	\$0								
13681																					
VARIOUS	5954	Scoping	S-ST99(336)	MULT	Express Lanes - Modify Signs New Zone Boundaries I-15; MP 295.64 - 302.70 & I-15; MP 295.76 - 319.44 & I-15; MP 295.48 - 319.46				HOV/Express Lane												
		Will Not Adv ST_ATMS																			
					\$65,000	\$0	\$0	\$0	\$0	\$65,000	\$0	\$65,000	\$0								
13685																					
VARIOUS	5954	Scoping	S-ST99(340)	MULT	Connected Vehicle Development: Weather Probe I-80; MP 122.03 - 146.86 & US-40; MP .00 - 116.66				ATMS												
		Will Not Adv ST_ATMS																			
					\$200,000	\$0	\$0	\$0	\$0	\$200,000	\$0	\$200,000	\$0								
13807																					
VARIOUS	5981	STIP	F-R199(164)	MULT	CCTV Ogden / Layton area - various locations I-15; MP 323.66 - 323.66 & SR-204; MP 2.08 - 2.08 & SR-273; MP 2.45 - 2.45 & US-89; MP 414.51 - 414.51 & US-89; MP 413.05 - 413.05 & SR-108; MP 11.34 - 11.34 & US-89; MP 410.24 - 410.24 & I-15; MP 322.47 - 322.48 & SR-204; MP 2.66 - 2.66				ATMS												
		To Be Adv Dt:																			
		CMAQ_WFRC			\$0	\$200,000	\$0	\$0	\$0	\$200,000	\$186,460	\$13,540	\$0								
12630																					
VARIOUS	5981	Scoping	F-R199(165)	MULT	Traffic Signal Interconnect - Ogden / Layton area SR-97; MP 4.09 - 5.10 & Cnty:FA-3308; MP 1.50 - 3.00 & SR-37; MP 1.50 - 1.50 & SR-107; MP 1.95 - 3.52 & Cnty:FA-1456; MP 1.70 - 1.70 & SR-106; MP 7.29 - 7.29 & SR-106; MP 9.03 - 9.03 & SR-106; MP 8.30 - 8.30 & Cnty:FA-1404; MP 2.08 - 2.74 & Cnty:FA-1				ITS Communications												
		To Be Adv Dt: 06/16/15																			
		ST_ATMS											\$30,000	\$0	\$0	\$0	\$0	\$30,000	\$0	\$30,000	\$0
		CMAQ_WFRC											\$80,000	\$388,900	\$0	\$0	\$0	\$468,900	\$437,155	\$31,745	\$0
					Total	\$110,000	\$388,900	\$0	\$0	\$498,900	\$437,155	\$61,745	\$0								
12631																					
VARIOUS	6019	Undr Const	F-R499(219)	MULT	I-15; MP 108.0 to 188.6 Structure Protection I-15; MP 188.49 - 188.56 & I-15; MP 178.29 - 178.39 & I-15; MP 175.78 - 175.85 & I-15; MP 174.67 - 174.75 & I-15; MP 173.47 - 173.54 & I-15; MP 164.46 - 164.51 & I-15; MP 163.33 - 163.46 & I-15; MP 156.35 - 156.43 & I-15; MP 152.97 - 153.05 & I-15; M				Barrier - T/S												
		Adv Dt: 10/18/14																			
		HSIP											\$2,797,411	\$0	\$0	\$0	\$0	\$2,797,411	\$2,608,026	\$189,385	\$0
		SEC164_HSIP											\$22,062	\$0	\$0	\$0	\$0	\$22,062	\$20,569	\$1,494	\$0
					Total	\$2,819,473	\$0	\$0	\$0	\$0	\$2,819,473	\$2,628,595	\$190,878	\$0							
12189																					
VARIOUS	6019	Advertised	F-R199(170)	MULT	US-89; Two Segments, Median Barrier US-89; MP 405.97 - 407.15 & US-89; MP 398.19 - 402.25				Barrier - T/S												
		Adv Dt: 08/29/15																			
		HSIP											\$2,040,424	\$9,576	\$0	\$0	\$0	\$0	\$2,050,000	\$1,911,215	\$138,785
12892																					
VARIOUS	6019	Undr Const	F-R499(234)	MULT	I-15 & I-70; Interstate Structure Protection I-70; MP 86.68 - 86.87 & I-70; MP 47.44 - 47.63 & I-70; MP 45.95 - 46.14 & I-70; MP 86.68 - 86.87 & I-70; MP 47.44 - 47.63 & I-70; MP 45.95 - 46.14 & I-70; MP 21.94 - 22.28 & I-70; MP 21.94 - 22.28 & I-70; MP 17.06 - 17.25 & I-70; MP 17.06 - 17.25 &				Barrier - T/S												
		Adv Dt: 01/24/15																			
		HSIP			\$1,466,226	\$33,774	\$0	\$0	\$0	\$0	\$1,500,000	\$1,398,450	\$101,550	\$0							
12931																					



DRAFT

DRAFT for Release to FHWA/FTA for Review

UDOT electronic Program Management Statewide Transportation Improvement Program



STIP 2016-2021

Report Run on: Sep 01, 2015, 10:40 A.M.

epm345_stip_report (Rev 723)

Region	PIN	Status Fund	Project No. Prior	Rt. Beg Len 2016	PIN Description / Project Location				Concept Description			
					2017	2018	2019	CD	Total	Fed Aid	State	Other
Various County Projects												
VARIOUS	6019	Scoping	F-R499(257)	MULT	I-15 & I-70; Interstate Structure Protection Ph. 2				Highway Safety Improvement/Barrier - T/S			
		To Be Adv Dt: 02/23/16			I-15; MP .00 - 193.75 & I-15; MP .00 - 193.65 & I-70; MP .00 - 231.65 & I-70; MP .00 - 231.67							
		HSIP			\$205,000	\$1,795,000	\$0	\$0	\$0	\$2,000,000	\$1,864,600	\$135,400
		13483										\$0
VARIOUS	6026	Active	F-ST99(338)	MULT	High Risk Rural Roads Project Scoping				Rural Road Safety			
		Will Not Adv			Cnty:FA-3210; MP .00 - 8.13 & Cnty:FA-3140; MP 2.01 - 16.50 & Cnty:FA-1306; MP .00 - 7.35							
		HSIP_HRRR			\$40,000	\$0	\$0	\$0	\$0	\$40,000	\$37,292	\$2,708
		13579										\$0
VARIOUS	11731	Undr Const	F-0126(27)2	MULT	SR-126; SR-107 to SR-108				Minor Rehabilitation - Roadway			
		Adv Dt: 03/14/15			SR-126; MP 5.71 - 8.75 & SR-126; MP 9.25 - 11.62							
		STP_FLX_ST			\$380,000	\$0	\$0	\$0	\$0	\$380,000	\$354,274	\$25,726
		11679 EQ_BONUS(MG)			\$4,386,221	\$0	\$0	\$0	\$0	\$4,386,221	\$4,089,274	\$296,947
		L_BETTERMENT			\$0	\$0	\$0	\$0	\$0	\$0	\$0	\$0
		Total			\$4,766,221	\$0	\$0	\$0	\$0	\$4,766,221	\$4,443,548	\$322,673
VARIOUS	11903	Scoping	F-R499(255)	MULT	Region 4 Culvert Program at Various Locations FY16				Drainage			
		To Be Adv Dt: 02/29/16			US-191; MP 252.00 - 257.50 & US-6; MP 225.00 - 228.50 & SR-10; MP 29.54 - 29.54 & I-70; MP 73.87 - 73.87 & SR-10; MP 1.00 - 6.50							
		STP_FLX_ST			\$100,000	\$400,000	\$0	\$0	\$0	\$500,000	\$466,150	\$33,850
		12670										\$0
VARIOUS	11903	Advertised	F-R199(184)	MULT	Culvert Repair; Box Elder, Weber & Davis Counties				Drainage			
		Adv Dt: 08/08/15			SR-60; MP 3.56 - 3.57 & SR-107; MP .24 - .25 & SR-134; MP 2.53 - 2.54 & SR-106; MP 4.20 - 4.21 & SR-68; MP 64.30 - 64.31 & I-84; MP 85.52 - 85.53 & I-84; MP 85.52 - 85.53 & SR-240; MP .80 - .81 & SR-30; MP 55.40 - 55.41 & SR-102; MP 15.00 - 15.50 & S							
		13198 EQ_BONUS(MG)			\$316,905	\$0	\$0	\$0	\$0	\$316,905	\$295,450	\$21,454
		STP_FLX_ST			\$8,095	\$0	\$0	\$0	\$0	\$8,095	\$7,547	\$548
		Total			\$325,000	\$0	\$0	\$0	\$0	\$325,000	\$302,998	\$22,003
												\$0
VARIOUS	12132	Active	F-R199(195)	MULT	I-84; US-89 to SR-167				Preservation - Roadway			
		To Be Adv Dt: 09/14/15			I-84; MP 87.60 - 92.36 & I-84; MP 87.60 - 92.36							
		STP_FLX_ST			\$105,000	\$2,645,000	\$0	\$0	\$0	\$2,750,000	\$2,563,825	\$186,175
		12265										\$0
VARIOUS	12137	Undr Const	S-R199(171)	MULT	SR-67; Legacy South End Bridge Deck Treatments				Preservation - Structure			
		Adv Dt: 04/25/15			SR-67; MP .00 - 4.33 & Cnty:FA-1392; MP .49 - .63 & I-215; MP 26.91 - 27.09 & I-215; MP 26.91 - 27.23 & 500 SOUTH OVERPASS; MP .28 - .51							
		12370 ST_BRIDGE			\$52,930	\$1,462,360	\$0	\$0	\$0	\$1,515,290	\$0	\$1,515,290
												\$0
VARIOUS	12137	Active	F-R299(201)	MULT	US-40; Bridge Preservation, Near Jordanelle Res.				Preservation - Structure			
		To Be Adv Dt: 09/03/15			SR-319; MP .00 - .12 & US-40; MP 3.67 - 8.59							
		ST_BRIDGE			\$0	\$400,000	\$0	\$0	\$0	\$400,000	\$0	\$400,000
		13184 NHPP_BR			\$0	\$300,000	\$0	\$0	\$0	\$300,000	\$279,690	\$20,310
		BR_ON/OFF			\$400,000	\$3,400,000	\$0	\$0	\$0	\$3,800,000	\$3,040,000	\$760,000
		Total			\$400,000	\$4,100,000	\$0	\$0	\$0	\$4,500,000	\$3,319,690	\$1,180,310



DRAFT

DRAFT for Release to FHWA/FTA for Review

UDOT electronic Program Management Statewide Transportation Improvement Program



STIP 2016-2021

Report Run on: Sep 01, 2015, 10:40 A.M.

epm345_stip_report (Rev 723)

Region	PIN	Status Fund	Project No. Prior	Rt. Beg Len 2016	PIN Description / Project Location 201720182019				Concept Description CDTotalFed AidStateOther				
Various County Projects													
VARIOU	12137	Scoping	S-R499(247)	MULT	Veyo Arch and Dirty Devil Arch Retrofit Design				Design & Materials Procurement				
		To Be Adv Dt: 05/31/16		SR-18; MP 19.53 - 19.92 & SR-95; MP 44.39 - 45.80									
		ST_BRIDGE	\$3,300,000	\$0	\$0	\$0	\$0	\$0	\$3,300,000	\$0	\$3,300,000	\$0	
13551													
VARIOU	13311	Scoping	S-R399(221)	MULT	Bike Improvements on SR-113 & SR-114				Trails				
		To Be Adv Dt: 02/19/16		SR-114; MP 4.95 - 7.09 & SR-113; MP 6.38 - 6.63									
		ST_PVMT	\$247,000	\$0	\$0	\$0	\$0	\$0	\$247,000	\$0	\$247,000	\$0	
13900													
VARIOU	5591	Active	S-R499(148)	OTHER	Regionwide Partnership w/DWR Wildlife Monitoring				Research				
		Will Not Adv		VARIOUS LOCATIONS									
		ST_CONT_R4	\$50,000	\$0	\$0	\$0	\$0	\$0	\$50,000	\$0	\$50,000	\$0	
10142													
VARIOU	5591	Active	S-R499(169)	OTHER	Partnership with Local Gov. for Radar Speed Signs				Other - Traffic & Safety Project				
		Will Not Adv		Various Location in Region Four									
		ST_CONT_R4	\$115,000	\$0	\$0	\$0	\$0	\$0	\$115,000	\$0	\$115,000	\$0	
		10642	LOCAL_GOV	\$44,250	\$0	\$0	\$0	\$0	\$0	\$44,250	\$0	\$0	\$44,250
		Total	\$159,250	\$0	\$0	\$0	\$0	\$0	\$159,250	\$0	\$115,000	\$44,250	
VARIOU	5597	Undr Const	S-R399(159)	OTHER	Region Wide Safety Projects				Rural Road Safety				
		Will Not Adv		Region Wide									
		ST_CONT_R3	\$400,000	\$0	\$0	\$0	\$0	\$0	\$400,000	\$0	\$400,000	\$0	
		11466	ST_BARRIER	\$20,000	\$0	\$0	\$0	\$0	\$0	\$20,000	\$0	\$20,000	\$0
		Total	\$420,000	\$0	\$0	\$0	\$0	\$0	\$420,000	\$0	\$420,000	\$0	
VARIOU	5597	Active	S-R399(160)	OTHER	Region Wide Design Work For Safety Projects				Rural Road Safety				
		Will Not Adv		Region Wide									
		ST_CONT_R3	\$31,016	\$38,984	\$0	\$0	\$0	\$0	\$70,000	\$0	\$70,000	\$0	
11474													
VARIOU	5597	Scoping	S-R399(184)	OTHER	OSR Studies in Various Locations				Safety				
		Will Not Adv		Various locations in Region 3									
		ST_CONT_R3	\$10,000	\$0	\$0	\$0	\$0	\$0	\$10,000	\$0	\$10,000	\$0	
12736													
VARIOU	5597	Active	S-R399(201)	OTHER	Misc. ROW Design and Review Services				ROW				
		Will Not Adv		Region Wide									
		ST_CONT_R3	\$25,000	\$0	\$0	\$0	\$0	\$0	\$25,000	\$0	\$25,000	\$0	
13088													
VARIOU	5597	Scoping	S-R399(203)	OTHER	Modeling for Project Prioritization				Traffic				
		Will Not Adv		Region Wide									
		ST_CONT_R3	\$25,000	\$0	\$0	\$0	\$0	\$0	\$25,000	\$0	\$25,000	\$0	
13163													

epm345_stip_report (Rev 723)

STIP 2016-2021
Report Run on: Sep 01, 2015, 10:40 A.M.

Region	PIN	Status Fund	Project No. Prior	Rt. Beg Len 2016	PIN Description / Project Location			Concept Description				State	Other
					2017	2018	2019	CD	Total	Fed Aid			
Various County Projects													
VARIOU	5597	Active Will Not Adv	S-R399(218)	OTHER	2015 Construction (PI) Public linformation Support Region Wide			Contingency Funds					
		ST_CONT_R3	\$10,000	\$0	\$0	\$0	\$0	\$0	\$10,000	\$0	\$10,000	\$0	\$0
	13828												
VARIOU	5930	Scoping Will Not Adv	S-R399(205)	OTHER	Tree removal and trimming various locations Region Wide			Spot improvement					
		ST_SPOT_MNT	\$67,900	\$0	\$0	\$0	\$0	\$0	\$67,900	\$0	\$67,900	\$0	\$0
	13162												
VARIOU	5996	Active Will Not Adv	F-TOC9(9)	OTHER	UDOT STATEWIDE FIBER OPTIC SUPPORT CONTRACT			CONTRACT FOR MANAGEMENT AND PLANNING OF FIBRE NETWORK					
		UDOT STATEWIDE FIBER OPTIC SUPPORT											
		STP_FLX_MAG	\$83,424	\$0	\$0	\$0	\$0	\$0	\$83,424	\$77,776	\$5,648	\$0	\$0
		ST_ATMS	\$430,000	\$0	\$0	\$0	\$0	\$0	\$430,000	\$0	\$430,000	\$0	\$0
		CMAQ_WFRC	\$1,329,000	\$3,000	\$0	\$0	\$0	\$0	\$1,332,000	\$1,241,824	\$90,176	\$0	\$0
	7124		Total	\$1,842,424	\$3,000	\$0	\$0	\$0	\$0	\$1,845,424	\$1,319,599	\$525,824	\$0
VARIOU	6850	Active Will Not Adv	S-ST99(150)	OTHER	Bridge Design and Operations Manual, Phase 2 BRIDGE DESIGN AND OPERATIONS			Other structure item repair					
		ST_BRIDGE	\$0	\$1,500,000	\$0	\$0	\$0	\$0	\$1,500,000	\$0	\$1,500,000	\$0	\$0
	10173												
VARIOU	9299	Active Will Not Adv	F-ST99(139)	OTHER	1 Statewide Unknown Foundation Program			Scour Repair					
		STATEWIDE BRIDGE PROGAM											
		ST_BRIDGE	\$0	\$1,200,000	\$0	\$0	\$0	\$0	\$1,200,000	\$0	\$1,200,000	\$0	\$0
		BR_ON/OFF	\$586,500	\$0	\$0	\$0	\$0	\$0	\$586,500	\$469,200	\$117,300	\$0	\$0
	9437		Total	\$586,500	\$1,200,000	\$0	\$0	\$0	\$0	\$1,786,500	\$469,200	\$1,317,300	\$0
VARIOU	9369	Active Will Not Adv	F-ST99(134)	OTHER	1 Statewide Supplemental Bridge Safety Inspection			Preservation - Structure					
		Other: BRIDGE INSPECTION PROGRAM to: 1.00 for: 1.00											
		STP_FLX_ST	\$79,000	\$0	\$0	\$0	\$0	\$0	\$79,000	\$73,652	\$5,348	\$0	\$0
		STP_BRIDGE	\$257,000	\$171,302	\$448,000	\$448,000	\$0	\$448,000	\$1,772,302	\$1,652,318	\$119,985	\$0	\$0
		STP_BR	\$0	\$0	\$0	\$0	\$0	\$0	\$0	\$0	\$0	\$0	\$0
		NHPP_BR	\$2,064,000	\$1,152,000	\$1,152,000	\$1,152,000	\$0	\$1,152,000	\$6,672,000	\$6,220,306	\$451,694	\$0	\$0
		BR_ON/OFF	\$4,400,000	\$276,698	\$0	\$0	\$0	\$0	\$4,676,698	\$3,741,358	\$935,340	\$0	\$0
	9431		Total	\$6,800,000	\$1,600,000	\$1,600,000	\$0	\$1,600,000	\$13,200,000	\$11,687,633	\$1,512,367	\$0	\$0
VARIOU	9615	Active Will Not Adv	F-ST99(138)	OTHER	1 Bridge Load Rating Program FY2012			Off-System Bridge					
		VARIOUS, STATEWIDE											
		BR_OFF	\$3,750,000	\$0	\$0	\$0	\$0	\$0	\$3,750,000	\$3,000,000	\$750,000	\$0	\$0
		STP_BR	\$0	\$0	\$0	\$0	\$0	\$0	\$0	\$0	\$0	\$0	\$0
		BR_ON/OFF	\$7,250,000	\$0	\$0	\$0	\$0	\$0	\$7,250,000	\$5,800,000	\$1,450,000	\$0	\$0
	10025		Total	\$11,000,000	\$0	\$0	\$0	\$0	\$11,000,000	\$8,800,000	\$2,200,000	\$0	\$0

epm345_stip_report (Rev 723)

STIP 2016-2021
Report Run on: Sep 01, 2015, 10:40 A.M.

Region	PIN	Status Fund	Project No. Prior	Rt. Beg Len 2016	PIN Description / Project Location 201720182019				Concept Description CDTotalFed AidStateOther				
Various County Projects													
VARIOU	5589	Scoping Will Not Adv ST_CONT_R2	S-ST99(321)		Traffic Engineer Discretionary Funds Various locations in Region Two				Traffic				
	13300			\$90,000	\$0	\$0	\$0	\$0	\$90,000	\$0	\$90,000	\$0	
VARIOU	5591	Active Will Not Adv ST_CONT_R4	S-R499(198)		Region In-house Right of Way Activities Region Wide R/W Activities				ROW				
	11562			\$30,000	\$0	\$0	\$0	\$0	\$30,000	\$0	\$30,000	\$0	
VARIOU	5591	Active Will Not Adv ST_CONT_R4	S-R499(200)		Permanent VMS Boards in 5 Locations Various locations on SR-14, I-15 and I-70				ATMS				
	11568			\$170,000	\$0	\$0	\$0	\$0	\$170,000	\$0	\$170,000	\$0	
VARIOU	5591	Active Will Not Adv ST_CONT_R4	S-R499(203)		Region 4 UCI Scanning Project Region 4 Headquarters				Data System Development/Enhancement				
	11814			\$9,000	\$0	\$0	\$0	\$0	\$9,000	\$0	\$9,000	\$0	
VARIOU	5591	Active Will Not Adv ST_CONT_R4	S-R499(213)		Improvements to Wildlife Carcass App Region Wide				Data System Development/Enhancement				
	12116			\$3,600	\$0	\$0	\$0	\$0	\$3,600	\$0	\$3,600	\$0	
VARIOU	5591	Active Will Not Adv ST_CONT_R4	S-R499(214)		Chain-Up Signage Project Various locations throughout Region 4				Signing-T&S				
	12119			\$50,000	\$0	\$0	\$0	\$0	\$50,000	\$0	\$50,000	\$0	
VARIOU	5591	Active Will Not Adv	S-R499(230)		Region 4; Wildlife - Vehicle Collision Mitigation Various Locations in Region 4				Fencing				
	OTHER			\$100,000	\$0	\$0	\$0	\$0	\$100,000	\$0	\$0	\$100,000	
	12895	LOCAL_GOV		\$25,000	\$0	\$0	\$0	\$0	\$25,000	\$0	\$0	\$25,000	
		ST_CONT_R4		\$100,000	\$0	\$0	\$0	\$0	\$100,000	\$0	\$100,000	\$0	
			Total	\$225,000	\$0	\$0	\$0	\$0	\$225,000	\$0	\$100,000	\$125,000	
VARIOU	5591	Active Will Not Adv ST_CONT_R4	S-R499(244)		Region 4 Traffic & Safety Small Projects Various Locations within Region 4				Contingency Funds				
	13286			\$50,000	\$0	\$0	\$0	\$0	\$50,000	\$0	\$50,000	\$0	
VARIOU	5591	Active Will Not Adv ST_CONT_R4	S-R499(246)		Region 4 Environmental Support Various Location in Region 4				Archaeological Planning/Research				
	13478			\$40,000	\$0	\$0	\$0	\$0	\$40,000	\$0	\$40,000	\$0	



DRAFT

DRAFT for Release to FHWA/FTA for Review

UDOT electronic Program Management Statewide Transportation Improvement Program



STIP 2016-2021

Report Run on: Sep 01, 2015, 10:40 A.M.

epm345_stip_report (Rev 723)

Region	PIN	Status Fund	Project No. Prior	Rt. Beg Len 2016	PIN Description / Project Location				Concept Description			
					2017	2018	2019	CD	Total	Fed Aid	State	Other
Various County Projects												
VARIOU	5591	Active Will Not Adv	S-R499(250)		Region 4 In-house Right of Way Activities Various R/W Activities				Contingency Funds			
	13616	ST_CONT_R4		\$30,000	\$0	\$0	\$0	\$0	\$30,000	\$0	\$30,000	\$0
VARIOU	5591	Active Will Not Adv	S-R499(253)		LED Signs in Various Locations, Region 4 Various Locations in Region 4				Contingency Funds			
	13703	ST_CONT_R4		\$50,000	\$0	\$0	\$0	\$0	\$50,000	\$0	\$50,000	\$0
VARIOU	5597	Active Will Not Adv	S-R399(104)		Pavement Coring at VARIOUS LOCATION IN REGION VARIOUS LOCATION IN REGION				TRAFFIC CONTROL FOR PAVEMENT COREING			
	8779	ST_CONT_R3		\$50,000	\$0	\$0	\$0	\$0	\$50,000	\$0	\$50,000	\$0
VARIOU	5597	Undr Const Will Not Adv	S-R399(147)		Miscellaneous Regionwide Maintenance Work Regionwide				Other - Non-Construction Project			
	11156	ST_CONST		\$160,000	\$0	\$0	\$0	\$0	\$160,000	\$0	\$160,000	\$0
		ST_CONT_R3		\$100,000	\$0	\$0	\$0	\$0	\$100,000	\$0	\$100,000	\$0
		Total		\$260,000	\$0	\$0	\$0	\$0	\$260,000	\$0	\$260,000	\$0
VARIOU	5599	Active Will Not Adv	S-R199(140)		Region One Transportation Expo Location for Expo to be determined				Other - Non-Construction Project			
	11452	ST_CONT_R1		\$22,108	\$0	\$0	\$0	\$0	\$22,108	\$0	\$22,108	\$0
VARIOU	5599	Active Will Not Adv	S-R199(141)		Cost Based Estimating Pilot Program UDOT Central Preconstruction				Staffing Support			
	11611	ST_CONT_R1		\$2,950	\$0	\$0	\$0	\$0	\$2,950	\$0	\$2,950	\$0
VARIOU	5599	Active Will Not Adv	S-R199(142)		Signal Optimaztion - 7403 Region One				Contingency Funds			
	11614	ST_CONT_R1		\$55,000	\$0	\$0	\$0	\$0	\$55,000	\$0	\$55,000	\$0
VARIOU	5599	Active Will Not Adv	S-R199(145)		Interstate Lighting Conversion to LED Region One: I-15 & I-84				Lighting			
	11634	ST_CONT_R1		\$140,000	\$0	\$0	\$0	\$0	\$140,000	\$0	\$140,000	\$0
VARIOU	5775	Active Will Not Adv	S-ST99(303)		Interstate Speed Studies 2014-2015 Various Locations Statewide				Traffic			
	13017	ST_SPOT_SFTY		\$396,000	\$0	\$0	\$0	\$0	\$396,000	\$0	\$396,000	\$0

epm345_stip_report (Rev 723)

STIP 2016-2021
Report Run on: Sep 01, 2015, 10:40 A.M.

Region	PIN	Status	Project No.	Rt.	Beg Len	PIN Description / Project Location			Concept Description			
		Fund	Prior	2016	2017	2018	2019	CD	Total	Fed Aid	State	Other
Various County Projects												
VARIOU	5775	Active	S-ST99(323)			usRAP Safer Roads Investment Plans			Highway Safety Improvement			
		Will Not Adv				Statewide study						
		ST_SPOT_SFTY		\$150,000	\$0	\$0	\$0	\$0	\$150,000	\$0	\$150,000	\$0
	13303											
VARIOU	5775	Active	S-ST99(342)			Interstate Speed Studies FY 15			Spot Safety			
		Will Not Adv				Various locations statewide						
		ST_SPOT_SFTY		\$179,000	\$191,000	\$0	\$0	\$0	\$370,000	\$0	\$370,000	\$0
	13844											
VARIOU	5930	Active	S-R499(264)			R4 East District Maintenance Spot Improvement FY16			Drainage - Maint			
		Will Not Adv				Various Location in East District, Region 4						
		ST_SPOT_MNT		\$0	\$0	\$0	\$0	\$0	\$0	\$0	\$0	\$0
	14063											
VARIOU	5930	Active	S-R499(265)			R4 West District Maintenance Spot Improvement FY16			Drainage - Maint			
		Will Not Adv				Various Locations in West District, Region 4						
		ST_SPOT_MNT		\$0	\$0	\$0	\$0	\$0	\$0	\$0	\$0	\$0
	14064											
VARIOU	5947	Scoping	S-R199(153)			Region 1 Safe Sidewalk Projects FY2014			Safe Sidewalk/ADA ramps			
		Will Not Adv				Safe Sidewalk Projects located throughout Region One						
		ST_SAFE_SIDE		\$206,608	\$0	\$0	\$0	\$0	\$206,608	\$0	\$206,608	\$0
	11862											
VARIOU	5947	Active	S-R299(174)			SSW Projects in Region Two - FY14			Safe Sidewalk/ADA ramps			
		Will Not Adv				Various locations within the region.						
		ST_SAFE_SIDE		\$410,475	\$0	\$0	\$0	\$0	\$410,475	\$0	\$410,475	\$0
	11927											
VARIOU	5947	Undr Const	S-R399(172)			SSW Projects in Region Three - FY14			Safe Sidewalk/ADA ramps			
		Will Not Adv				Variuos locations in the region.						
		LOCAL_GOVT		\$65,917	\$0	\$0	\$0	\$0	\$65,917	\$0	\$0	\$65,917
		ST_SAFE_SIDE		\$210,000	\$0	\$0	\$0	\$0	\$210,000	\$0	\$210,000	\$0
			Total	\$275,917	\$0	\$0	\$0	\$0	\$275,917	\$0	\$210,000	\$65,917
VARIOU	5947	Active	S-R199(174)			Region 1 Safe Sidewalk Projects FY15			Safe Sidewalk/ADA ramps			
		Will Not Adv				Various Locations in Region One						
		ST_SAFE_SIDE		\$157,807	\$0	\$0	\$0	\$0	\$157,807	\$0	\$157,807	\$0
	13013											
VARIOU	5947	Scoping	S-R299(197)			Region 2 Safe Sidewalk Projects FY15			Safe Sidewalk/ADA ramps			
		Will Not Adv				Various Locations in Region Two						
		ST_SAFE_SIDE		\$234,438	\$0	\$0	\$0	\$0	\$234,438	\$0	\$234,438	\$0
	13014											



DRAFT

DRAFT for Release to FHWA/FTA for Review

UDOT electronic Program Management

Statewide Transportation Improvement Program



STIP 2016-2021

Report Run on: Sep 01, 2015, 10:40 A.M.

epm345_stip_report (Rev 723)

Region	PIN	Status Fund	Project No. Prior	Rt. Beg Len 2016	PIN Description / Project Location				Concept Description			
					2017	2018	2019	CD	Total	Fed Aid	State	Other
Various County Projects												
	VARIOU	5947 To Be Adv Dt: ST_SAFE_SIDE	STIP S-R199(196)									
				\$0	\$0	\$0	\$0	\$0	\$0	\$0	\$0	\$0
		13935										
	VARIOU	5947 Will Not Adv ST_SAFE_SIDE	Scoping S-R299(208)									
				\$0	\$0	\$0	\$0	\$0	\$0	\$0	\$0	\$0
		13936										
	VARIOU	5947 Will Not Adv ST_SAFE_SIDE	Scoping S-R399(223)									
				\$0	\$0	\$0	\$0	\$0	\$0	\$0	\$0	\$0
		13937										
	VARIOU	5947 Will Not Adv ST_SAFE_SIDE	Scoping S-R499(258)									
				\$0	\$0	\$0	\$0	\$0	\$0	\$0	\$0	\$0
		13938										
	VARIOU	5952 Will Not Adv ST_SIGNALS	Active S-ST99(230)		\$1,260,729	\$0						
						\$0	\$0	\$0	\$0	\$1,260,729	\$0	\$1,260,729
		11844										
	VARIOU	5952 Will Not Adv ST_SIGNALS	Active S-ST99(284)		\$150,000	\$0						
						\$0	\$0	\$0	\$0	\$150,000	\$0	\$150,000
		12948										
	VARIOU	5952 Will Not Adv ST_SIGNALS	Active S-ST99(285)		\$150,000	\$0						
						\$0	\$0	\$0	\$0	\$150,000	\$0	\$150,000
		12949										
	VARIOU	5952 Will Not Adv ST_SIGNALS	Active S-R199(173)		\$65,000	\$257,988						
						\$0	\$0	\$0	\$0	\$322,988	\$0	\$322,988
		12950										
	VARIOU	5952 Will Not Adv ST_SIGNALS	Active S-R299(195)		\$292,436	\$220,000						
						\$0	\$0	\$0	\$0	\$512,436	\$0	\$512,436
		12951										

STIP 2016-2021

Report Run on: Sep 01, 2015, 10:40 A.M.

epm345_stip_report (Rev 723)

Region	PIN	Status Fund	Project No. Prior	Rt. Beg Len 2016	PIN Description / Project Location			Concept Description				
					2017	2018	2019	CD	Total	Fed Aid	State	Other
Various County Projects												
VARIOU	5952	Active <i>Will Not Adv</i> ST_SIGNALS	S-R399(196)			Region 3 Signal Improvements/Upgrades FY15 Various Locations in Region 3			Traffic Signal - Upgrade			
	12952			\$395,000	\$210,000	\$0	\$0	\$0	\$605,000	\$0	\$605,000	\$0
VARIOU	5952	Active <i>Will Not Adv</i> ST_SIGNALS	S-R499(233)			Region 4 Signal Improvements/Upgrades FY15 Various Locations in Region 4			Traffic Signal - Upgrade			
	12953			\$20,000	\$1,000	\$0	\$0	\$0	\$21,000	\$0	\$21,000	\$0
VARIOU	5952	Active <i>Will Not Adv</i> ST_SIGNALS	S-ST99(310)			Statewide Signal and Lighting Specifications Various Locations Statewide			Traffic Signal - New			
	13102			\$100,000	\$0	\$0	\$0	\$0	\$100,000	\$0	\$100,000	\$0
VARIOU	5952	Active <i>Will Not Adv</i> ST_SIGNALS	S-ST99(311)			Miscellaneous Signals Statewide Various Locations Statewide			Traffic Signal - New			
	13103			\$100,000	\$0	\$0	\$0	\$0	\$100,000	\$0	\$100,000	\$0
VARIOU	5952	Active <i>Will Not Adv</i> ST_SIGNALS	S-ST99(312)			Pedestrian Improvements - Signalized FY15 Various Locations Statewide			Pedestrian/Bicycle Safety			
	13176			\$50,000	\$0	\$0	\$0	\$0	\$50,000	\$0	\$50,000	\$0
VARIOU	5952	Scoping <i>Will Not Adv</i> ST_SIGNALS	S-ST99(361)			Traffic Signals Program Management Suport Various Locations Statewide			Traffic Signal - New			
	14072			\$0	\$0	\$0	\$0	\$0	\$0	\$0	\$0	\$0
VARIOU	5954	Active <i>Will Not Adv</i> ST_ATMS	S-ST99(221)			ATMS Performance Measurmnt Data Tranfer & Analysis Data from various locations			Operations/Maintenance			
	11617			\$20,000	\$0	\$0	\$0	\$0	\$20,000	\$0	\$20,000	\$0
VARIOU	5954	Active <i>Will Not Adv</i> OTHER	S-ST99(222)			Fiber Optic System Support - Statewide Statewide support of fiber network			ITS Communications			
	11618	ST_ATMS		\$249,123	\$0	\$0	\$0	\$0	\$249,123	\$0	\$0	\$249,123
				\$785,000	\$0	\$0	\$0	\$0	\$785,000	\$0	\$785,000	\$0
			Total	\$1,034,123	\$0	\$0	\$0	\$0	\$1,034,123	\$0	\$785,000	\$249,123
VARIOU	5954	Active <i>Will Not Adv</i> ST_ATMS	S-ST99(235)			Congestion Reporting Tool This is a traffic management tool that applies to many corridors, statewide.			ATMS			
	11921			\$150,037	\$0	\$0	\$0	\$0	\$150,037	\$0	\$150,037	\$0

STIP 2016-2021

Report Run on: Sep 01, 2015, 10:40 A.M.

epm345_stip_report (Rev 723)

[illegible]



DRAFT

DRAFT for Release to FHWA/FTA for Review

UDOT electronic Program Management Statewide Transportation Improvement Program



STIP 2016-2021

Report Run on: Sep 01, 2015, 10:40 A.M.

epm345_stip_report (Rev 723)

Region	PIN	Status Fund	Project No. Prior	Rt. Beg Len 2016	PIN Description / Project Location				Concept Description			
					2017	2018	2019	CD	Total	Fed Aid	State	Other
Various County Projects												
	VARIOU	6129	Active Will Not Adv ST_LIGHTING	S-ST99(194)				Statewide Freeway LED Lighting Various Locations Statewide		Lighting		
					\$168,381	\$0	\$0	\$0	\$0	\$168,381	\$0	\$168,381
												\$0
	VARIOU	6129	Active Will Not Adv ST_LIGHTING	S-ST99(309)				Statewide Lighting Various Locations Statewide		Lighting		
					\$50,000	\$0	\$0	\$0	\$0	\$50,000	\$0	\$50,000
												\$0
	VARIOU	6129	Active Will Not Adv ST_LIGHTING	S-ST99(317)				Highway Lighting Monitor System Various Locations Statewide		Lighting		
					\$31,074	\$0	\$0	\$0	\$0	\$31,074	\$0	\$31,074
												\$0
	VARIOU	11798	Scoping Will Not Adv ST_BRIDGE	S-ST99(264)				Bridge Design Support Design Support		Other structure item repair		
					\$130,000	\$0	\$0	\$0	\$0	\$130,000	\$0	\$130,000
												\$0
	VARIOU	12137	Scoping Will Not Adv ST_BRIDGE	S-ST99(315)				Bridge Planning Non-Destructive Testing Statewide NDT Testing		Other structure item repair		
					\$50,000	\$0	\$0	\$0	\$0	\$50,000	\$0	\$50,000
												\$0
	VARIOU	12137	Active Will Not Adv ST_BRIDGE	S-ST99(319)				Bridge Manual Updating and Support No Location		Other structure item repair		
					\$14,714	\$180,286	\$0	\$0	\$0	\$195,000	\$0	\$195,000
												\$0
	VARIOU	12137	Scoping Will Not Adv ST_BRIDGE	S-ST99(329)				Structures Planning and Technical Support No project location - Design and Planning Support		Design & Materials Procurement		
					\$120,000	\$0	\$0	\$0	\$0	\$120,000	\$0	\$120,000
												\$0
	VARIOU	12137	Scoping Will Not Adv ST_BRIDGE	S-ST99(352)				Geotechnical Manual of Instruction Development No project location		Other structure item repair		
					\$0	\$0	\$0	\$0	\$0	\$0	\$0	\$0
												\$0
	VARIOU	12137	STIP To Be Adv Dt: ST_BRIDGE	S-ST99(357)				Statewide; Minor Bridge Preservation Treatments Statewide		Preservation - Structure		
					\$0	\$0	\$0	\$0	\$0	\$0	\$0	\$0
												\$0



DRAFT

DRAFT for Release to FHWA/FTA for Review

UDOT electronic Program Management Statewide Transportation Improvement Program



STIP 2016-2021

Report Run on: Sep 01, 2015, 10:40 A.M.

epm345_stip_report (Rev 723)

Region	PIN	Status	Project No.	Rt. Beg Len	PIN Description / Project Location				Concept Description			State	Other
		Fund	Prior	2016	2017	2018	2019	CD	Total	Fed Aid			
Various County Projects													
VARIOU	12138	STIP	S-ST99(363)		2016 Bridge Preservation Design Support				Preservation - Structure				
		To Be Adv Dt:			Statewide; Various Locations								
		ST_BRIDGE		\$0	\$0	\$0	\$0	\$0	\$0	\$0	\$0	\$0	\$0
	14068												
VARIOU	12138	STIP	S-ST99(364)		2016 Bridge Construction Support				Other structure item repair				
		To Be Adv Dt:			Statewide; Various Locations								
		ST_BRIDGE		\$0	\$0	\$0	\$0	\$0	\$0	\$0	\$0	\$0	\$0
	14069												
VARIOU	13716	Scoping	F-R499(262)		Region 4 Replace Cattleguards, Various Locations				Spot improvement				
		To Be Adv Dt: 02/29/16			Various Locations in Region 4								
		STP_FLX_ST		\$0	\$498,260	\$0	\$0	\$0	\$0	\$498,260	\$464,528	\$33,732	\$0
	13947												
VARIOU	13716	STIP	F-R499(263)		Region 4 Replace Curb & Gutter, Various Locations				Spot improvement				
		To Be Adv Dt:			Various Locations in Region 4								
		STP_FLX_ST		\$0	\$498,260	\$0	\$0	\$0	\$0	\$498,260	\$464,528	\$33,732	\$0
	13948												

Weber County

The Wasatch Front Regional Council (WFRC) is responsible for coordinating the transportation planning process in the Salt Lake/ West Valley and the Ogden-Layton urbanized areas as the designated Metropolitan Planning Organization (MPO).

The Cities of Weber County include;

Farr West

Harrisville

Hooper

Marriott-Slaterville

North Ogden

Ogden

Plain

Pleasant View

Riverdale

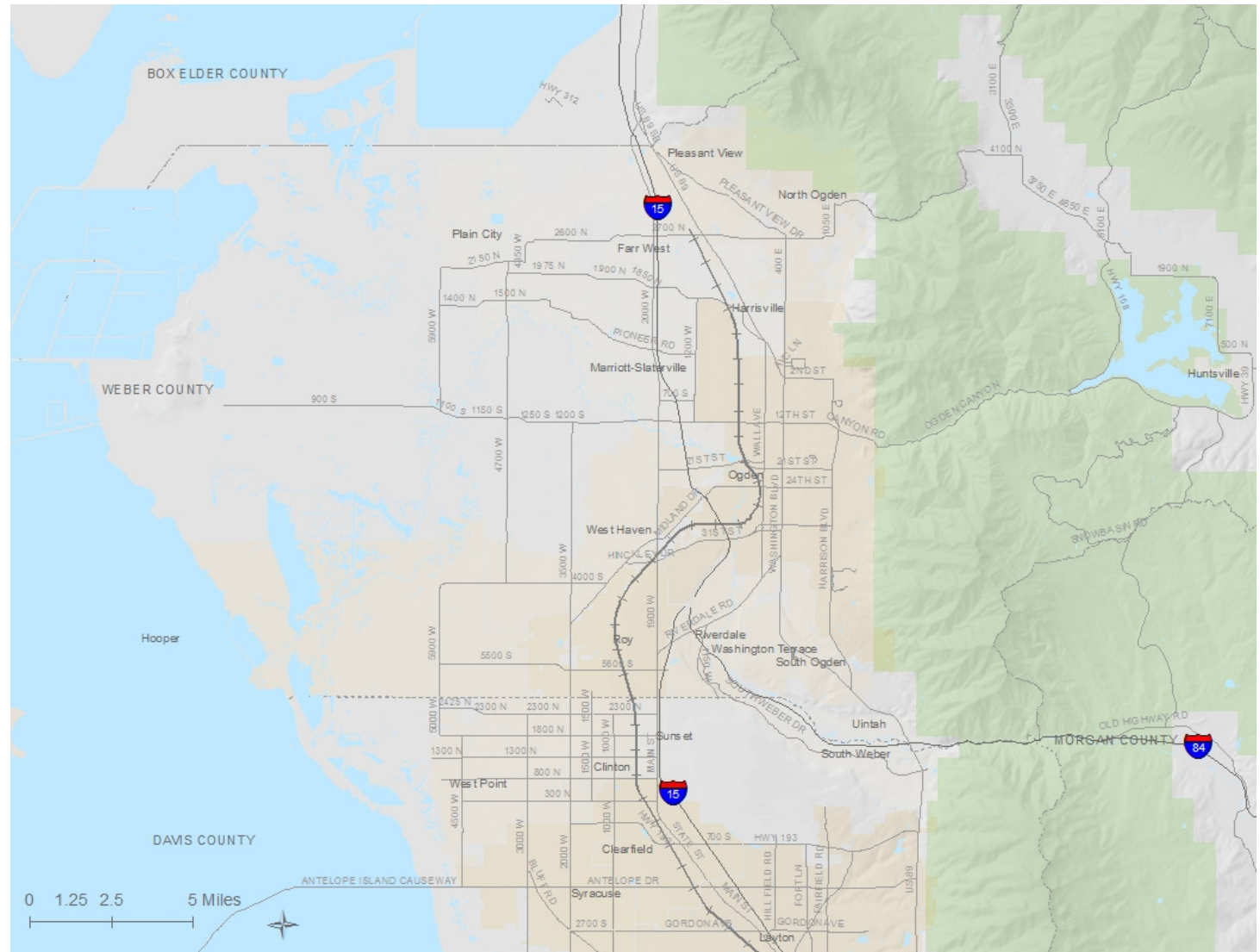
Roy

South Ogden

Uintah

Washington Terrace

West Haven





DRAFT

DRAFT for Release to FHWA/FTA for Review

UDOT electronic Program Management Statewide Transportation Improvement Program



STIP 2016-2021

Report Run on: Sep 01, 2015, 10:40 A.M.

epm345_stip_report (Rev 723)

Region	PIN	Status	Project No.	Rt.	Beg	Len	PIN Description / Project Location				Concept Description			State	Other
		Fund	Prior		2016		2017	2018	2019		CD	Total	Fed Aid		
Weber County Projects															
WEBER	7503	Active Will Not Adv	S-0026(12)0		26		1 RIVERDALE ROAD CORRIDOR PRESERVATION RIVERDALE ROAD CORRIDOR PRESERVATION					CORRIDOR PRESERVATION			
		L_CORR-WEBER			\$0	\$1,500,000	\$0	\$0	\$0	\$0	\$0	\$1,500,000	\$0	\$0	\$1,500,000
		L_CORR_MATCH			\$0	\$1,353,981	\$0	\$0	\$0	\$0	\$0	\$1,353,981	\$0	\$0	\$1,353,981
		Total			\$0	\$2,853,981	\$0	\$0	\$0	\$0	\$0	\$2,853,981	\$0	\$0	\$2,853,981
WEBER	10016	STIP Will Not Adv	F-LC57(22)		37	11	1 SR-37 (4000 South); 3500 West to 3900 West State Route: SR-37 from: 11.00 to: 11.50 for: .50					Reconstruct widening			
		STP_URB_O/L			\$0	\$0	\$1,931,782	\$1,877,078	\$0	\$0	\$0	\$3,808,860	\$3,551,000	\$0	\$257,860
WEBER	13037	Scoping To Be Adv Dt: 01/06/17	F-0037(12)10		37	10	3 SR-37; 5100 West to SR-108 SR-37; MP 9.51 - 12.35					Widen Existing Facility			
		ST_TIF			\$0	\$7,100,000	\$6,810,000	\$1,090,000	\$0	\$0	\$0	\$15,000,000	\$0	\$15,000,000	\$0
		ST_TIF_SB229			\$0	\$0	\$0	\$0	\$0	\$0	\$0	\$0	\$0	\$0	\$0
		ST_CONT_R1			\$816,502	\$0	\$0	\$0	\$0	\$0	\$0	\$816,502	\$0	\$816,502	\$0
		LOCAL_GOVT			\$45,759	\$6,754,241	\$0	\$0	\$0	\$0	\$0	\$6,800,000	\$0	\$0	\$6,800,000
		L_CORR-WEBER			\$1,426	\$0	\$0	\$0	\$0	\$0	\$0	\$1,426	\$0	\$0	\$1,426
		Total			\$863,688	\$13,854,241	\$6,810,000	\$1,090,000	\$0	\$0	\$0	\$22,617,928	\$0	\$15,816,502	\$6,801,426
WEBER	12446	STIP To Be Adv Dt:	S-0039(32)9		39	9	5 SR-39; Ogden to Pineview Reservoir Bridge Rehab SR-39; MP 8.89 - 13.42					Replacement and Rehabilitation - Structure			
		STP_BR			\$0	\$0	\$0	\$430,000	\$0	\$0	\$0	\$430,000	\$400,889	\$29,111	\$0
		ST_BRIDGE			\$0	\$0	\$0	\$1,400,000	\$0	\$0	\$0	\$1,400,000	\$0	\$1,400,000	\$0
		Total			\$0	\$0	\$0	\$1,830,000	\$0	\$0	\$0	\$1,830,000	\$400,889	\$1,429,111	\$0
WEBER	12964	Scoping Will Not Adv	S-0039(31)9		39	9	5 SR-39; Ogden Canyon Transportation Use Study SR-39; MP 8.62 - 13.79					Planning			
		ST_TIF_HB377			\$0	\$200,000	\$0	\$0	\$0	\$0	\$0	\$200,000	\$0	\$200,000	\$0
		ST_PVMT			\$800,000	\$0	\$0	\$0	\$0	\$0	\$0	\$800,000	\$0	\$800,000	\$0
		Total			\$800,000	\$200,000	\$0	\$0	\$0	\$0	\$0	\$1,000,000	\$0	\$1,000,000	\$0
WEBER	10708	Awarded Adv Dt: 03/14/15	F-0089(326)408		89	408	1 US-89; SR-203 Intersection Improvements US-89; MP 407.79 - 408.64					Choke Point			
		NHPP_NHS			\$4,602,100	\$0	\$0	\$0	\$0	\$0	\$0	\$4,602,100	\$4,290,538	\$311,562	\$0
		NHS			\$197,900	\$0	\$0	\$0	\$0	\$0	\$0	\$197,900	\$184,502	\$13,398	\$0
		L_BETTERMENT			\$0	\$146,976	\$0	\$0	\$0	\$0	\$0	\$146,976	\$0	\$0	\$146,976
		LOCAL_GOVT			\$1,000,000	\$0	\$0	\$0	\$0	\$0	\$0	\$1,000,000	\$0	\$0	\$1,000,000
		ST_SIGNALS			\$0	\$300,000	\$0	\$0	\$0	\$0	\$0	\$300,000	\$0	\$300,000	\$0
		EQ_BONUS(MG)			\$200,000	\$0	\$0	\$0	\$0	\$0	\$0	\$200,000	\$186,460	\$13,540	\$0
		Total			\$6,000,000	\$446,976	\$0	\$0	\$0	\$0	\$0	\$6,446,976	\$4,661,500	\$638,500	\$1,146,976
WEBER	10707	Active To Be Adv Dt: 09/22/15	F-0097(8)5		97	5	SR-97 (5600 South); 2200 West to SR-126 (1900 W.) SR-97; MP 4.68 - 5.10					Spot improvement			
		STP_FLX_ST			\$977,800	\$772,200	\$0	\$0	\$0	\$0	\$0	\$1,750,000	\$1,631,525	\$118,475	\$0



DRAFT

DRAFT for Release to FHWA/FTA for Review

UDOT electronic Program Management Statewide Transportation Improvement Program



STIP 2016-2021

Report Run on: Sep 01, 2015, 10:40 A.M.

epm345_stip_report (Rev 723)

Region	PIN	Status	Project No.	Rt.	Beg	Len	PIN Description / Project Location			Concept Description			State	Other
		Fund	Prior		2016		2017	2018	2019	CD	Total	Fed Aid		
Weber County Projects														
WEBER	11481	Undr Const	S-0108(30)11	108	11	1	SR-108; SR-37 to SR-79			Reconstruct widening				
		Adv Dt:	08/30/14				SR-108; MP 11.34 - 12.00							
		ST_TIF_HB377			\$5,724,230		\$4,275,770	\$0	\$0	\$0	\$0	\$10,000,000	\$0	\$10,000,000
		L_CORR-WEBER			\$0		\$3,364	\$0	\$0	\$0	\$0	\$3,364	\$0	\$3,364
		ST_TIF			\$2,001,810		\$0	\$0	\$0	\$0	\$2,001,810	\$0	\$2,001,810	\$0
		L_BETTERMENT			\$49,886		\$847,317	\$0	\$0	\$0	\$897,203	\$0	\$0	\$897,203
		LOCAL_GOV			\$3,446,316		\$3,172,384	\$0	\$0	\$0	\$6,618,700	\$0	\$0	\$6,618,700
		Total			\$11,222,241		\$8,298,835	\$0	\$0	\$0	\$19,521,076	\$0	\$12,001,810	\$7,519,267
WEBER	12508	STIP	F-0134(21)11	134	11		SR-134; I-15 interchange modifications			Intersection Modification				
		To Be Adv Dt:					SR-134; MP 11.24 - 11.45							
		STP_FLX_ST			\$0		\$0	\$4,500,000	\$0	\$0	\$4,500,000	\$4,195,350	\$304,650	\$0
WEBER	8141	Scoping	F-R199(70)	3354		1	40TH STREET; WASHINGTON BLVD TO GRAMERCY AVE			RECONSTRUCT AND WIDEN				
		To Be Adv Dt:	06/09/15				40TH STREET; WASHINGTON BLVD TO GRAMERCY AVENUE							
		STP_URB_O/L			\$0		\$4,290,464	\$3,754,156	\$0	\$0	\$0	\$8,044,620	\$7,499,999	\$544,621
WEBER	10014	Active	S-LC57(21)	3438	1	1	Harrison Blvd. (South): 7th Street to 2nd Street			Reconstruct widening				
		Will Not Adv					Other: HARRISON BLVD. 7TH TO 2ND ST to: .50 for: .50							
		LOCAL_GOV			\$0		\$382,500	\$0	\$0	\$0	\$382,500	\$0	\$0	\$382,500
		ST_EXCHANGE			\$0		\$3,825,000	\$0	\$0	\$0	\$3,825,000	\$0	\$3,825,000	\$0
		STP_URB_O/L			\$0		\$0	\$0	\$0	\$0	\$0	\$0	\$0	\$0
		Total			\$0		\$4,207,500	\$0	\$0	\$0	\$4,207,500	\$0	\$3,825,000	\$382,500
WEBER	6568	Scoping	F-LC57(18)	MULT			SKYLINE DRIVE IN PLEASANT VIEW			PE & ROW				
		Will Not Adv					SKYLINE DRIVE IN PLEASANT VIEW							
		STP_URB_O/L			\$10,000		\$278,880	\$364,689	\$3,029,258	\$0	\$0	\$3,682,827	\$3,433,500	\$249,327
WEBER	8559	Undr Const	F-LC57(24)	MULT			Adams Avenue; Washington Blvd. to 5600 South			RECONSTRUCTION				
		Adv Dt:	06/07/14				ADAMS AVENUE; CITY LIMITS TO US-89							
		STP_URB_O/L			\$5,324,774		\$0	\$0	\$0	\$0	\$5,324,774	\$4,964,287	\$0	\$360,487
WEBER	12166	Scoping	F-LC57(30)	OTHER			River Parkway Trail; D&RGW Rail to 1800 So, Weber			Trails				
		To Be Adv Dt:	09/30/15				West Haven; D&RGW Rail to Ogden River Trail							
		CMAQ_WFRC			\$136,009		\$0	\$0	\$0	\$0	\$136,009	\$136,009	\$0	\$0
		TAP_URB_WFRC			\$0		\$160,892	\$0	\$0	\$0	\$160,892	\$150,000	\$0	\$10,892
		LOCAL_GOV			\$107,975		\$0	\$0	\$0	\$0	\$107,975	\$0	\$0	\$107,975
		STP_FLX_ST			\$0		\$0	\$0	\$0	\$0	\$0	\$0	\$0	\$0
		STP_TAP_ST			\$0		\$600,000	\$0	\$0	\$0	\$600,000	\$600,000	\$0	\$0
		Total			\$243,984		\$760,892	\$0	\$0	\$0	\$1,004,876	\$886,009	\$0	\$118,867



DRAFT

DRAFT for Release to FHWA/FTA for Review

UDOT electronic Program Management

Statewide Transportation Improvement Program



STIP 2016-2021

Report Run on: Sep 01, 2015, 10:40 A.M.

epm345_stip_report (Rev 723)

Region	PIN	Status	Project No.	Rt. Beg Len	PIN Description / Project Location				Concept Description			
		Fund	Prior	2016	2017	2018	2019	CD	Total	Fed Aid	State	Other
Weber County Projects												
WEBER	13615	STIP	S-0067(25)0	OTHER	SR-67; Corridor Preservation, Weber County Future SR-67 Corridor in Weber County				Corridor Preservation			
		To Be Adv Dt:										
		ST_CORR_PRES	\$155,102	\$0	\$0	\$0	\$0	\$0	\$155,102	\$0	\$155,102	\$0
WEBER	11091	Scoping	F-R199(133)		Washington Blvd & Larsen Lane Washington Blvd. & Larsen Lane				Intersection Improvements			
		To Be Adv Dt:										
		ST_CONCPT_D1	\$2,603	\$0	\$0	\$0	\$0	\$0	\$2,603	\$0	\$2,603	\$0
		ST_CONT_PG	\$10,726	\$0	\$0	\$0	\$0	\$0	\$10,726	\$0	\$10,726	\$0
		STP_URB_O/L	\$0	\$0	\$0	\$562,051	\$0	\$0	\$562,051	\$524,000	\$0	\$38,051
		Total	\$13,329	\$0	\$0	\$562,051	\$0	\$0	\$575,380	\$524,000	\$13,329	\$38,051
WEBER	11993	Scoping	F-LC57(26)		Larsen Lane; N. Harrisville Rd to Washington Blvd Larsen Lane; North Harrisville Road to Washington Blvd				Reconstruct widening			
		To Be Adv Dt: 10/05/17										
		ST_CONCPT_D1	\$1,962	\$1,261	\$0	\$0	\$0	\$0	\$3,223	\$0	\$3,223	\$0
		STP_URB_O/L	\$0	\$0	\$0	\$804,462	\$2,402,663	\$0	\$3,207,125	\$2,990,003	\$0	\$217,122
		ST_CONT_PG	\$0	\$10,726	\$0	\$0	\$0	\$0	\$10,726	\$0	\$10,726	\$0
		Total	\$1,962	\$11,987	\$0	\$804,462	\$2,402,663	\$0	\$3,221,074	\$2,990,003	\$13,949	\$217,122
WEBER	11995	Scoping	S-LC57(27)		Harrison Blvd./ 2nd Street/ Sheridan Drive Harrison Blvd./ 2nd Street/ Sheridan Drive				Intersection Modification			
		Will Not Adv										
		ST_EXCHANGE	\$0	\$2,125,000	\$0	\$0	\$0	\$0	\$2,125,000	\$0	\$2,125,000	\$0
		STP_URB_O/L	\$0	\$0	\$0	\$0	\$0	\$0	\$0	\$0	\$0	\$0
		LOCAL_GOV'T	\$0	\$212,500	\$0	\$0	\$0	\$0	\$212,500	\$0	\$0	\$212,500
		Total	\$0	\$2,337,500	\$0	\$0	\$0	\$0	\$2,337,500	\$0	\$2,125,000	\$212,500
WEBER	12003	STIP	F-LC57(28)		638 North to 2200 North (Lund Lane) Frontage Road Bike Lanes; 638 North to 2200 North (Lund Lane)				Pedestrian/Bicycle Safety			
		To Be Adv Dt:										
		CMAQ_WFRC	\$0	\$10,726	\$268,154	\$761,557	\$0	\$0	\$1,040,437	\$969,999	\$0	\$70,438
WEBER	12014	Active	F-LC57(29)		Ogden City Bicycle Study Ogden City Bicycle Study; Municipal Boundaries of Ogden City				Traffic			
		Will Not Adv										
		TAP_URB_WFRC	\$93,000	\$0	\$0	\$0	\$0	\$0	\$93,000	\$93,000	\$0	\$0
		ST_CONT_R1	\$0	\$3,000	\$0	\$0	\$0	\$0	\$3,000	\$0	\$3,000	\$0
		LOCAL_GOV'T	\$0	\$6,753	\$0	\$0	\$0	\$0	\$6,753	\$0	\$0	\$6,753
		Total	\$93,000	\$9,753	\$0	\$0	\$0	\$0	\$102,753	\$93,000	\$3,000	\$6,753
WEBER	13123	STIP	F-LC57(31)		Midland Drive (SR-108) 4800 South to 4275 South Midland Drive (SR-108) 4800 South to 4275 South				Widen Existing Facility			
		To Be Adv Dt: 08/31/17										
		STP_URB_O/L	\$0	\$0	\$0	\$0	\$750,831	\$2,681,540	\$3,432,371	\$3,199,999	\$0	\$232,372
WEBER	13124	STIP	F-LC57(32)		4700 West; 4200 South to 4800 South 4700 West; 4200 South to 4800 South				Reconstruct widening			
		To Be Adv Dt: 11/06/18										
		STP_URB_O/L	\$0	\$0	\$0	\$0	\$536,308	\$2,145,232	\$2,681,540	\$2,500,000	\$0	\$181,540



DRAFT

DRAFT for Release to FHWA/FTA for Review

UDOT electronic Program Management Statewide Transportation Improvement Program



STIP 2016-2021

Report Run on: Sep 01, 2015, 10:40 A.M.

epm345_stip_report (Rev 723)

Region	PIN	Status	Project No.	Rt.	Beg	Len	PIN Description / Project Location				Concept Description			State	Other
		Fund	Prior		2016		2017	2018	2019		CD	Total	Fed Aid		
Weber County Projects															
WEBER	13132	STIP	F-0097(9)				SR-97 (5600 South); Hill AFB to 2050 West					Operations/Maintenance			
		To Be Adv Dt:					SR-97 (5600 South); Hill AFB to 2050 West								
		CMAQ_WFRC			\$0	\$0	\$0	\$0	\$0		\$804,462	\$804,462	\$750,000	\$54,462	\$0
WEBER	13139	Funding	F-LC57(33)				River Parkway Trail; 1800 South to City Cemetery					Trails			
		To Be Adv Dt:					River Parkway Trail; 1800 South to City Cemetery								
		TAP_URB_WFRC			\$0	\$160,892	\$0	\$0	\$0		\$0	\$160,892	\$150,000	\$0	\$10,892
NEW															
WEBER	14045	Funding	NEWPROJ(14045)				4700 West; 4800 South to 5100 South					Reconstruct & Widening			
		To Be Adv Dt:					4700 West; 4800 South to 5100 South								
		STP_URB_O/L			\$0	\$0	\$10,726	\$0	\$311,059		\$2,593,416	\$2,915,201	\$2,717,842	\$0	\$197,359
NEW															
WEBER	14057	Funding	NEWPROJ(14057)				Grant Promenade; 22nd Street to 2250 Street					Pedestrian/Bicycle Safety			
		To Be Adv Dt:					Grant Promenade; 22nd Street to 2250 Street								
		TAP_URB_WFRC			\$0	\$373,270	\$0	\$0	\$0		\$0	\$373,270	\$348,000	\$0	\$25,270
NEW															
WEBER	5952	Scoping	S-I15-8(154)346		15		I-15 NB Ramp & Pioneer Road (Exit 346)					Traffic Signal - New			
		To Be Adv Dt: 05/27/15					TO 400 NORTH HARRISVILLE; MP .18 - .18								
		ST_SIGNALS			\$50,000	\$0	\$0	\$0	\$0		\$0	\$50,000	\$0	\$50,000	\$0
13216															
WEBER	12135	Active	F-I15-8(155)344		15	340	10	I-15; I-84 to SR-134				Minor Rehabilitation - Roadway			
		To Be Adv Dt: 09/16/15						I-15; MP 340.25 - 349.86							
		ST_CONCEPT_D1			\$18,898	\$0		\$0	\$0		\$0	\$18,898	\$0	\$18,898	\$0
		NHPP_IM			\$780,000	\$14,570,000		\$0	\$0		\$0	\$15,350,000	\$14,456,630	\$893,370	\$0
		Total			\$798,898	\$14,570,000		\$0	\$0		\$0	\$15,368,898	\$14,456,630	\$912,268	\$0
WEBER	5775	Scoping	S-0039(33)10		39	9		SR-39; MP 9.4-9.8, Ogden Canyon Narrows Barrier				Spot Safety/Barrier - T/S			
		To Be Adv Dt: 11/17/15						SR-39; MP 9.40 - 9.80							
		ST_SPOT_SFTY			\$5,000	\$345,000		\$0	\$0		\$0	\$350,000	\$0	\$350,000	\$0
		ST_PVMT			\$1,000,000	\$0		\$0	\$0		\$0	\$1,000,000	\$0	\$1,000,000	\$0
		ST_SPOT_MNT			\$100,000	\$0		\$0	\$0		\$0	\$100,000	\$0	\$100,000	\$0
		Total			\$1,105,000	\$345,000		\$0	\$0		\$0	\$1,450,000	\$0	\$1,450,000	\$0
WEBER	5599	Active	S-0089(294)411		89	411		SR-89; Weber County, ADA Ramps				Safe Sidewalk/ADA ramps			
		Will Not Adv						US-89; MP 410.50 to MP 410.51							
		ST_CONT_R1			\$4,000	\$0		\$0	\$0		\$0	\$4,000	\$0	\$4,000	\$0
10484															
WEBER	5599	Scoping	S-0089(400)407		89	407		US-89; Irrigation Flume Repair, Uintah				Drainage - Maint			
		Will Not Adv						US-89; MP 406.94 - 406.97							
		ST_CONT_R1			\$60,000	\$0		\$0	\$0		\$0	\$60,000	\$0	\$60,000	\$0
13812															



DRAFT

DRAFT for Release to FHWA/FTA for Review

UDOT electronic Program Management Statewide Transportation Improvement Program



STIP 2016-2021

Report Run on: Sep 01, 2015, 10:40 A.M.

epm345_stip_report (Rev 723)

Region	PIN	Status Fund	Project No. Prior	Rt.	Beg Len 2016	PIN Description / Project Location 2017 2018 2019	Concept Description CD	Total	Fed Aid	State	Other
Weber County Projects											
WEBER	5952	Active Will Not Adv	S-0089(367)0	89	413	US-89 (Washington Blvd) & 28th Street, Ogden US-89; MP 413.34 - 413.34	Traffic Signal - Upgrade				
		L_BETTERMENT	\$9,270		\$0	\$0	\$0	\$0	\$9,270	\$0	\$9,270
	12816	ST_SIGNALS	\$230,000		\$0	\$0	\$0	\$0	\$230,000	\$0	\$230,000
		Total	\$239,270		\$0	\$0	\$0	\$0	\$239,270	\$0	\$230,000
WEBER	5952	Active Will Not Adv	S-0089(368)0	89	414	US-89 (Washington Blvd) & 26th Street, Ogden US-89; MP 413.63 - 413.63	Traffic Signal - Upgrade				
		ST_SIGNALS	\$230,000		\$0	\$0	\$0	\$0	\$230,000	\$0	\$230,000
	12817										\$0
WEBER	5952	Scoping Will Not Adv	S-0089(382)0	89	413	US-89 (Washington Blvd) & 32nd Street, Ogden US-89; MP 412.76 - 412.76	Traffic Signal - New				
		ST_SIGNALS	\$50,000		\$0	\$0	\$0	\$0	\$50,000	\$0	\$50,000
	13053										\$0
WEBER	5952	Scoping Will Not Adv	S-0089(408)408	89	408	US-89 & Skyline Drive (MP 408.1) US-89; MP 408.10 - 408.10	Traffic Signal - New				
		ST_SIGNALS	\$10,000		\$115,000	\$0	\$0	\$0	\$125,000	\$0	\$125,000
	13905										\$0
WEBER	5952	Active Will Not Adv	S-0097(10)0	97	4	SR-97; Hawk Signal near Roy Elementary School SR-97; MP 3.74 - 4.09	Pedestrian/Bicycle Safety				
		ST_SIGNALS	\$175,000		\$0	\$0	\$0	\$0	\$175,000	\$0	\$175,000
	13366										\$0
WEBER	12133	STIP To Be Adv Dt:	F-0097(11)3	97	3	3 SR-97; 3900 W to I-15 SR-97; MP 2.56 - 5.35	Preservation - Roadway				
		ST_PVMT	\$0		\$0	\$0	\$0	\$0	\$0	\$0	\$0
	13469	STP_FLX_ST	\$0		\$1,002,605	\$0	\$0	\$0	\$1,002,605	\$934,729	\$67,876
		Total	\$0		\$1,002,605	\$0	\$0	\$0	\$1,002,605	\$934,729	\$67,876
WEBER	5775	Awarded Adv Dt: 07/04/15	S-0108(29)10	108	10	SR-108; Close 3500 W. Access (MP 10.08) SR-108; MP 10.08 - 10.08	Spot Safety				
		ST_CONT_R1	\$39,589		\$10,411	\$0	\$0	\$0	\$50,000	\$0	\$50,000
	11360	L_CORR-WEBER	\$118,935		\$0	\$0	\$0	\$0	\$118,935	\$0	\$118,935
		ST_SPOT_SFTY	\$100,000		\$0	\$0	\$0	\$0	\$100,000	\$0	\$100,000
		LOCAL_GOV	\$1,150,000		\$0	\$0	\$0	\$0	\$1,150,000	\$0	\$1,150,000
		Total	\$1,408,524		\$10,411	\$0	\$0	\$0	\$1,418,935	\$0	\$150,000
WEBER	5599	Active Will Not Adv	S-0134(18)11	134	11	3 SR-134; I-15 to US-89 Traffic Study SR-134; MP 11.33 - 14.30	Traffic				
		ST_CONT_R1	\$5,045		\$0	\$0	\$0	\$0	\$5,045	\$0	\$5,045
	11653										\$0



DRAFT

DRAFT for Release to FHWA/FTA for Review

UDOT electronic Program Management Statewide Transportation Improvement Program



STIP 2016-2021

Report Run on: Sep 01, 2015, 10:40 A.M.

epm345_stip_report (Rev 723)

Region	PIN	Status Fund	Project No. Prior	Rt.	Beg	Len	PIN Description / Project Location				Concept Description			State	Other
					2016		2017	2018	2019		CD	Total	Fed Aid		
Weber County Projects															
WEBER	5599	Scoping Will Not Adv	S-0134(23)11	134	11	1	SR-134; Restriping 2700 N. at I-15 SR-134; MP 11.24 - 12.50					Pavement Markings			
		ST_CONT_R1			\$100,000		\$0	\$0	\$0	\$0	\$0	\$100,000	\$0	\$100,000	\$0
		13617													
WEBER	5599	Scoping Will Not Adv	S-0134(24)11	134	11		SR-134; Highway Lighting at Wahlquist Jr. HS SR-134; MP 10.70 - 10.75					Local/MPO/Other Agency Pass-Through			
		ST_CONT_R1			\$0		\$0	\$0	\$0	\$0	\$0	\$0	\$0	\$0	\$0
		13934													
WEBER	5599	STIP To Be Adv Dt:	S-0203(19)1	203	1	1	SR-203; Bike Lane/Sidewalk Shadow Valley to 48th REGION ONE CONTINGENCY FUNDS					Contingency Funds			
		ST_CONT_R1			\$225,000		\$0	\$0	\$0	\$0	\$0	\$225,000	\$0	\$225,000	\$0
		12168	LOCAL_GOV		\$275,000		\$0	\$0	\$0	\$0	\$0	\$275,000	\$0	\$0	\$275,000
		ST_PVMT			\$0	\$120,000	\$0	\$0	\$0	\$0	\$0	\$120,000	\$0	\$120,000	\$0
		Total			\$500,000	\$120,000	\$0	\$0	\$0	\$0	\$0	\$620,000	\$0	\$345,000	\$275,000
WEBER	11731	Undr Const Adv Dt: 11/29/14	F-0203(21)4	203	4	2	SR-203; SR-79 to SR-39 SR-203; MP 3.87 - 6.14					Minor Rehabilitation - Roadway			
		L_BETTERMENT			\$288,145	\$0	\$0	\$0	\$0	\$0	\$0	\$288,145	\$0	\$0	\$288,145
		11685	NHS		\$75,000	\$0	\$0	\$0	\$0	\$0	\$0	\$75,000	\$69,923	\$5,078	\$0
		NHPP_NHS			\$4,186,855	\$0	\$0	\$0	\$0	\$0	\$0	\$4,186,855	\$3,903,405	\$283,450	\$0
		Total			\$4,550,001	\$0	\$0	\$0	\$0	\$0	\$0	\$4,550,001	\$3,973,328	\$288,528	\$288,145
WEBER	11731	Undr Const Adv Dt: 01/17/15	F-0203(23)0	203		2	SR-203; US-89 to 4600 S SR-203; MP .00 - 1.87					Minor Rehabilitation - Roadway			
		EQ_BONUS(MG)			\$2,749,765	\$0	\$0	\$0	\$0	\$0	\$0	\$2,749,765	\$2,563,606	\$186,159	\$0
		12292	STP_FLX_ST		\$65,481	\$0	\$0	\$0	\$0	\$0	\$0	\$65,481	\$61,048	\$4,433	\$0
		Total			\$2,815,246	\$0	\$0	\$0	\$0	\$0	\$0	\$2,815,246	\$2,624,654	\$190,592	\$0
WEBER	5599	Scoping Will Not Adv	S-0235(18)1	235	1		SR-235; Sidewalk at 500 N, Harrisville SR-235; MP .59 - .62					Pedestrian/Bicycle Safety			
		ST_CONT_R1			\$45,000	\$0	\$0	\$0	\$0	\$0	\$0	\$45,000	\$0	\$45,000	\$0
		13777													
WEBER	5952	Active Will Not Adv	S-R199(149)	MULT			3 Locations in Weber County SR-203; MP 2.24 - 2.34 & US-89; MP 411.64 - 411.74 & SR-53; MP 1.61 - 1.71					Traffic Signal - Upgrade			
		ST_SIGNALS			\$700,000	\$0	\$0	\$0	\$0	\$0	\$0	\$700,000	\$0	\$700,000	\$0
		11765													
WEBER	10031	Undr Const Adv Dt: 05/24/14	F-R199(162)	MULT			US-89, SR-235; Concrete Rehabilitation SR-235; MP .00 - .51 & US-89; MP 414.22 - 416.46					Minor Rehabilitation - Roadway			
		L_BETTERMENT			\$205,377	\$0	\$0	\$0	\$0	\$0	\$0	\$205,377	\$0	\$0	\$205,377
		12250	EQ_BONUS(MG)		\$2,950,001	\$0	\$0	\$0	\$0	\$0	\$0	\$2,950,001	\$2,750,286	\$199,715	\$0
		STP_FLX_ST			\$274,999	\$75,000	\$0	\$0	\$0	\$0	\$0	\$349,999	\$326,304	\$23,695	\$0
		Total			\$3,430,377	\$75,000	\$0	\$0	\$0	\$0	\$0	\$3,505,377	\$3,076,590	\$223,410	\$205,377



DRAFT

DRAFT for Release to FHWA/FTA for Review

UDOT electronic Program Management

Statewide Transportation Improvement Program



STIP 2016-2021

Report Run on: Sep 01, 2015, 10:40 A.M.

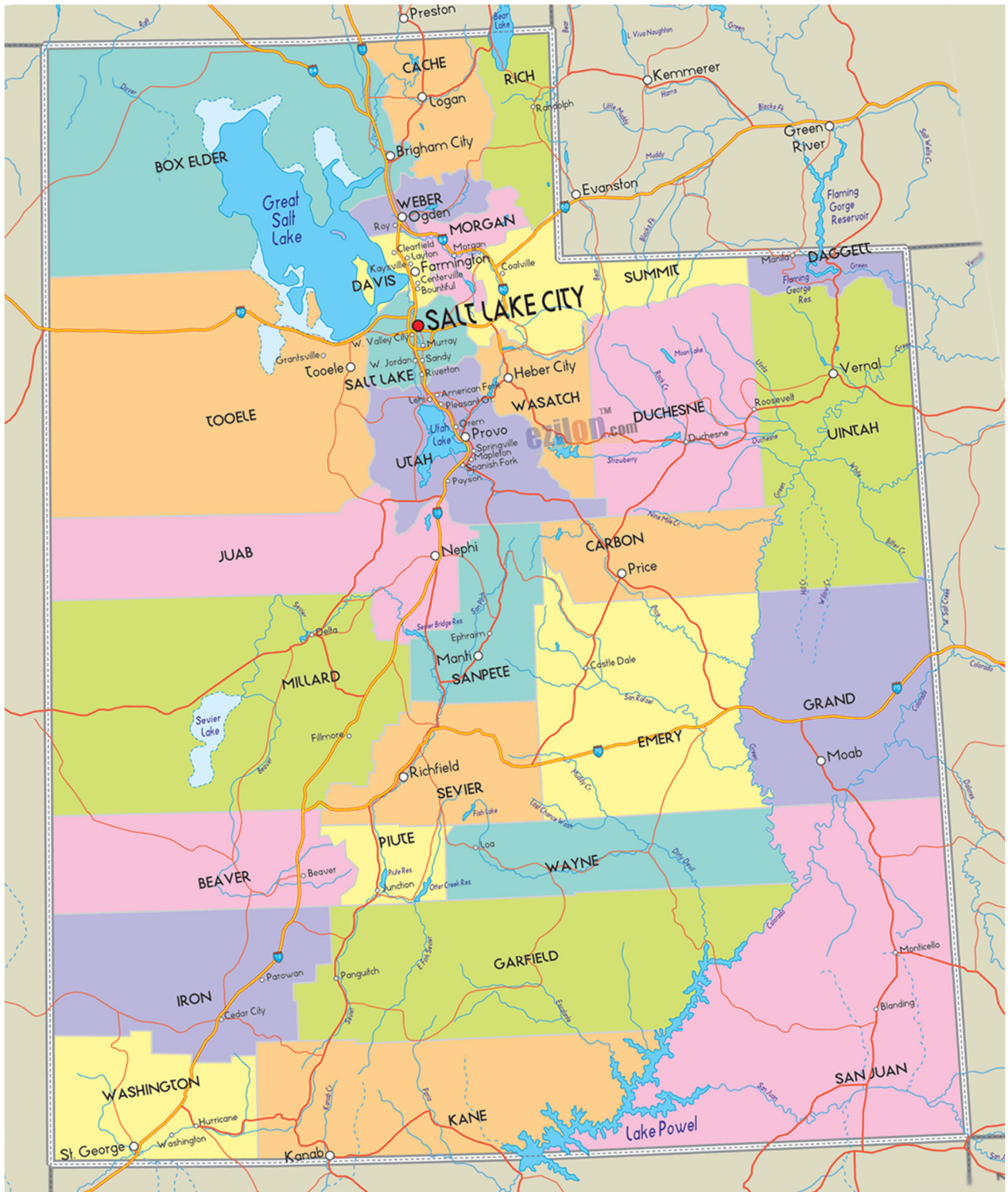
epm345_stip_report (Rev 723)

Region	PIN	Status	Project No.	Rt. Beg Len	PIN Description / Project Location				Concept Description			State	Other
		Fund	Prior	2016	2017	2018	2019	CD	Total	Fed Aid			
Weber County Projects													
WEBER	12132	Undr Const	F-R199(175)	MULT	US-89; SR-204 to SR-134 & SR-235; N. St to SR-134				Preservation - Roadway				
	Adv.Const	Adv Dt:	10/18/14		SR-235; MP .49 - 3.20 & US-89; MP 417.45 - 420.45								
		STP_FLX_ST		\$477,850	\$0	\$0	\$0	\$0	\$477,850	\$445,500		\$32,350	\$0
	12261	NHPP_NHS		\$850,000	\$0	\$0	\$0	\$0	\$850,000	\$792,455		\$57,545	\$0
		Total		\$1,327,850	\$0	\$0	\$0	\$0	\$1,327,850	\$1,237,955		\$89,895	\$0
WEBER	13716	STIP	F-I84-6(126)0	MULT	I-84, SR-39; Bin Walls Weber & Ogden Canyons				New Wall				
	To Be Adv Dt:				I-84; MP 89.01 - 89.51 & SR-39; MP 8.69 - 8.89								
		STP_FLX_ST		\$0	\$1,500,000	\$0	\$0	\$0	\$1,500,000	\$1,398,450		\$101,550	\$0
	13711												
WEBER	5599	Scoping	S-R199(168)		Ogden/Weber State U. Transit Corridor Study				Planning				
		Will Not Adv			Ogden Intermodel Hub to WSU								
		ST_CONT_R1		\$50,000	\$0	\$0	\$0	\$0	\$50,000	\$0		\$50,000	\$0
	12823												

County

These are listed in the 2016-2021 TIP as programs that identify the funding source but the specific project is listed only on the program level.

These programs would include Bridge Inspection, Region Project Concept Development, and Bridge Loading, Scour Inspection, etc.





DRAFT

DRAFT for Release to FHWA/FTA for Review

UDOT electronic Program Management

Statewide Transportation Improvement Program



STIP 2016-2021

Report Run on: Sep 01, 2015, 10:40 A.M.

epm345_stip_report (Rev 723)

Region	PIN	Program Description	Fund	Prior	2016	2017	2018	2019	CD	Total	Fed Aid	State	Other
County Programs													
1	8752	REGION 1 - Region 1 CONCEPT MASTER PIN											
		ST_CONCPT_D1		\$160,353	\$136,286	\$0	\$0	\$0	\$0	\$296,639	\$0	\$296,639	\$0
2	8754	REGION 2 - Region 2 CONCEPT MASTER PIN											
		ST_CONCPT_D2		\$290,673	\$150,000	\$0	\$0	\$0	\$0	\$440,673	\$0	\$440,673	\$0
3	8756	REGION 3 - Region 3 CONCEPT MASTER PIN											
		ST_CONCPT_D3		\$246,722	\$150,000	\$0	\$0	\$0	\$0	\$396,722	\$0	\$396,722	\$0
4	8758	REGION 4 - Region 4 CONCEPT MASTER PIN											
		ST_CONCPT_D4		\$202,363	\$147,977	\$0	\$0	\$0	\$0	\$350,340	\$0	\$350,340	\$0
S	9299	UNKNOWN FOUNDATIONS PROGRAM											
		ST_BRIDGE		\$873,862	\$387,709	\$0	\$0	\$0	\$0	\$1,261,571	\$0	\$1,261,571	\$0
		BR_ON/OFF		\$586,500	\$0	\$0	\$0	\$0	\$0	\$586,500	\$469,200	\$117,300	\$0
		Total		\$1,460,362	\$387,709	\$0	\$0	\$0	\$0	\$1,848,071	\$469,200	\$1,378,871	\$0
S	9369	BRIDGE INSPECTION PROGRAM											
		NHPP_BR		\$2,064,000	\$1,200,000	\$1,200,000	\$1,200,000	\$0	\$1,200,000	\$6,864,000	\$6,399,307	\$464,693	\$0
		STP_BRIDGE		\$257,000	\$171,302	\$448,000	\$448,000	\$0	\$448,000	\$1,772,302	\$1,652,318	\$119,985	\$0
		BR_ON/OFF		\$4,400,000	\$276,698	\$0	\$0	\$0	\$0	\$4,676,698	\$3,741,358	\$935,340	\$0
		STP_BR		\$0	\$448,000	\$448,000	\$448,000	\$0	\$448,000	\$1,792,000	\$1,670,682	\$121,318	\$0
		STP_FLX_ST		\$79,000	\$0	\$0	\$0	\$0	\$0	\$79,000	\$73,652	\$5,348	\$0
		Total		\$6,800,000	\$2,096,000	\$2,096,000	\$2,096,000	\$0	\$2,096,000	\$15,184,000	\$13,537,316	\$1,646,684	\$0
S	9615	LOAD RATING PROGRAM											
		BR_OFF		\$3,750,000	\$0	\$0	\$0	\$0	\$0	\$3,750,000	\$3,000,000	\$750,000	\$0
		BR_ON/OFF		\$7,250,000	\$0	\$0	\$0	\$0	\$0	\$7,250,000	\$5,800,000	\$1,450,000	\$0
		Total		\$11,000,000	\$0	\$0	\$0	\$0	\$0	\$11,000,000	\$8,800,000	\$2,200,000	\$0
S	9616	BRIDGE SCOUR INSPECTION PROGRAM											
		BR_ON/OFF		\$272,781	\$147,219	\$0	\$0	\$0	\$0	\$420,000	\$336,000	\$84,000	\$0
		ST_BRIDGE		\$0	\$56,129	\$0	\$0	\$0	\$0	\$56,129	\$0	\$56,129	\$0
		Total		\$272,781	\$203,348	\$0	\$0	\$0	\$0	\$476,129	\$336,000	\$140,129	\$0
S	9862	2012 STATEWIDE BRIDGE PRESERVATION PROGRAM											
		ST_BRIDGE		\$199,839	\$425,610	\$0	\$0	\$0	\$0	\$625,448	\$0	\$625,448	\$0
		Total		\$199,839	\$425,610	\$0	\$0	\$0	\$0	\$625,448	\$0	\$625,448	\$0

**DRAFT**

DRAFT for Release to FHWA/FTA for Review

UDOT electronic Program Management
Statewide Transportation Improvement Program**STIP 2016-2021**

Report Run on: Sep 01, 2015, 10:40 A.M.

epm345_stip_report (Rev 723)

Region	PIN	Program Description	Fund	Prior	2016	2017	2018	2019	CD	Total	Fed Aid	State	Other
County Programs													
S	10031	2014 PAVEMENT REHABILITATION (PURPLE BOOK) PROGRAM											
		IM		\$1,197,567	\$1	\$0	\$0	\$0	\$0	\$1,197,568	\$1,127,870	\$69,698	\$0
		NHS		\$3,469,978	\$0	\$0	\$0	\$0	\$0	\$3,469,978	\$3,235,061	\$234,918	\$0
		ST_CONCPT_D3		\$3,747	\$0	\$0	\$0	\$0	\$0	\$3,747	\$0	\$3,747	\$0
		STP_FLX_ST		\$9,177,759	\$1,201,166	\$0	\$0	\$0	\$0	\$10,378,925	\$9,676,272	\$702,653	\$0
		NHPP_NHS		\$40,088,028	\$411,867	\$0	\$0	\$0	\$0	\$40,499,894	\$37,758,051	\$2,741,843	\$0
		EQ_BONUS(MG)		\$12,220,045	\$13,082	\$0	\$0	\$0	\$0	\$12,233,127	\$11,404,944	\$828,183	\$0
		ST_BRIDGE		\$215,283	\$0	\$0	\$0	\$0	\$0	\$215,283	\$0	\$215,283	\$0
		NHPP_IM		\$14,472,907	\$505,703	\$0	\$0	\$0	\$0	\$14,978,610	\$14,136,287	\$1,348,027	\$505,703
		ST_PVMT		\$1,377,523	\$0	\$0	\$0	\$0	\$0	\$1,377,523	\$0	\$1,377,523	\$0
		ST_INELIGIBL		\$10	\$0	\$0	\$0	\$0	\$0	\$10	\$0	\$10	\$0
		L_BETTERMENT		\$212,669	\$0	\$0	\$0	\$0	\$0	\$212,669	\$0	\$0	\$212,669
		NHPP_BR		\$295,000	\$0	\$0	\$0	\$0	\$0	\$295,000	\$275,029	\$19,972	\$0
		Total		\$82,730,515	\$2,131,819	\$0	\$0	\$0	\$0	\$84,862,334	\$77,613,513	\$7,541,856	\$718,373
S	10032	2014 PAVEMENT PRESERVATION (ORANGE BOOK) PROGRAM											
		BR_ON/OFF		\$45,000	\$0	\$0	\$0	\$0	\$0	\$45,000	\$36,000	\$9,000	\$0
		STP_FLX_ST		\$6,012,532	\$3,784,248	\$0	\$0	\$0	\$0	\$9,796,780	\$9,133,538	\$663,242	\$0
		STP_RURAL		\$2,145,232	\$0	\$0	\$0	\$0	\$0	\$2,145,232	\$2,000,000	\$145,232	\$0
		ST_INELIGIBL		-\$213	\$793	\$0	\$0	\$0	\$0	\$580	\$0	\$580	\$0
		IM		\$917,451	\$0	\$0	\$0	\$0	\$0	\$917,451	\$864,056	\$53,396	\$0
		ST_PVMT		\$604,171	\$2,932,616	\$0	\$0	\$0	\$0	\$3,536,787	\$0	\$3,536,787	\$0
		ST_GF_TIF		\$0	\$150,000	\$0	\$0	\$0	\$0	\$150,000	\$0	\$150,000	\$0
		ST_HWY_TRNSF		\$0	\$900,000	\$0	\$0	\$0	\$0	\$900,000	\$0	\$900,000	\$0
		NHS		\$3,178,601	\$0	\$0	\$0	\$0	\$0	\$3,178,602	\$2,963,410	\$215,191	\$0
		NHPP_IM		\$2,478,819	\$16	\$0	\$0	\$0	\$0	\$2,478,836	\$2,334,567	\$144,268	\$0
		HSIP		\$572,000	\$0	\$0	\$0	\$0	\$0	\$572,000	\$533,276	\$37,730	\$994
		ST_BRIDGE		\$94,000	\$0	\$0	\$0	\$0	\$0	\$94,000	\$0	\$94,000	\$0
		ST_GF_BRIDGE		\$190,869	\$674,624	\$0	\$0	\$0	\$0	\$865,493	\$0	\$865,493	\$0
		EQ_BONUS(MG)		\$1,514,589	\$0	\$0	\$0	\$0	\$0	\$1,514,589	\$1,412,051	\$102,538	\$0
		NHPP_NHS		\$12,206,145	\$1,184,994	\$0	\$0	\$0	\$0	\$13,391,140	\$12,484,560	\$906,580	\$0
		Total		\$29,443,559	\$9,770,316	\$0	\$0	\$0	\$0	\$39,213,874	\$31,467,828	\$7,759,428	-\$13,382
S	10948	STATEWIDE SIGNALS MAINTENANCE & OPERATION											
		SPR_P		\$0	\$0	\$0	\$0	\$0	\$0	\$0	\$0	\$0	\$0
		ST_SIGNL_M&O		\$10,539,771	\$3,000,000	\$0	\$0	\$0	\$0	\$13,539,771	\$0	\$13,539,771	\$0
		Total		\$10,539,771	\$3,000,000	\$0	\$0	\$0	\$0	\$13,539,771	\$0	\$13,539,771	\$0
S	11214	2013 BRIDGE PRESERVATION PROGRAM											
		ST_CONCPT_D4		\$19,980	\$0	\$0	\$0	\$0	\$0	\$19,980	\$0	\$19,980	\$0
		ST_BRIDGE		\$1,074,066	\$0	\$0	\$0	\$0	\$0	\$1,074,066	\$0	\$1,074,066	\$0
		ST_GF_BRIDGE		\$1,610,000	\$0	\$0	\$0	\$0	\$0	\$1,610,000	\$0	\$1,610,000	\$0
		Total		\$2,704,046	\$0	\$0	\$0	\$0	\$0	\$2,704,046	\$0	\$2,704,046	\$0



DRAFT

DRAFT for Release to FHWA/FTA for Review

UDOT electronic Program Management

Statewide Transportation Improvement Program



STIP 2016-2021

Report Run on: Sep 01, 2015, 10:40 A.M.

epm345_stip_report (Rev 723)

Region	PIN	Program Description	Fund	Prior	2016	2017	2018	2019	CD	Total	Fed Aid	State	Other
County Programs													
S	11731	2015 PAVEMENT REHABILITATION (PURPLE BOOK) PROGRAM											
		ST_CONT_PG		\$0	\$304	\$0	\$0	\$0	\$0	\$304	\$0	\$304	\$0
		EQ_BONUS(MG)		\$10,645,589	\$0	\$0	\$0	\$0	\$0	\$10,645,589	\$9,924,882	\$720,706	\$0
		ST_BRIDGE		\$0	\$582,000	\$0	\$0	\$0	\$0	\$582,000	\$0	\$582,000	\$0
		HSIP		\$820,055	\$808,945	\$0	\$0	\$0	\$0	\$1,629,000	\$1,518,717	\$107,393	\$2,891
		ST_SPOT_SFTY		\$0	\$349,000	\$0	\$0	\$0	\$0	\$349,000	\$0	\$349,000	\$0
		NHS		\$3,512,321	\$0	\$0	\$0	\$0	\$0	\$3,512,321	\$3,274,537	\$237,784	\$0
		NHPP_IM		\$3,282,983	\$2,506,592	\$0	\$0	\$0	\$0	\$5,789,575	\$5,452,622	\$336,953	\$0
		NHPP_NHS		\$9,469,072	\$1,231,097	\$0	\$0	\$0	\$0	\$10,700,169	\$9,975,768	\$724,401	\$0
		IM		\$341,820	\$0	\$0	\$0	\$0	\$0	\$341,820	\$321,926	\$19,894	\$0
		ST_PVMT		\$0	\$65,500	\$0	\$0	\$0	\$0	\$65,500	\$0	\$65,500	\$0
		L_BETTERMENT		\$0	\$288,145	\$0	\$0	\$0	\$0	\$288,145	\$0	\$0	\$288,145
		ST_CONCPT_D3		\$3,213	\$0	\$0	\$0	\$0	\$0	\$3,213	\$0	\$3,213	\$0
		STP_FLX_ST		\$26,416,357	\$13,639,400	\$0	\$0	\$0	\$0	\$40,055,758	\$37,343,983	\$2,711,775	\$0
		Total		\$54,491,410	\$19,470,984	\$0	\$0	\$0	\$0	\$73,962,395	\$67,812,435	\$5,858,924	\$291,036
S	11798	2014 STATEWIDE BRIDGE PREVENTIVE MAINTENANCE PROGRAM											
		NHPP_NHS		\$630,000	\$0	\$0	\$0	\$0	\$0	\$630,000	\$587,349	\$42,651	\$0
		NHPP_IM		\$85,000	\$0	\$0	\$0	\$0	\$0	\$85,000	\$80,053	\$4,947	\$0
		NHS		\$25,000	\$0	\$0	\$0	\$0	\$0	\$25,000	\$23,308	\$1,693	\$0
		ST_BRIDGE		\$150,236	\$1,529,037	\$0	\$0	\$0	\$0	\$1,679,273	\$1,529,037	\$1,679,273	\$1,529,037
		Total		\$890,236	\$1,529,037	\$0	\$0	\$0	\$0	\$2,419,273	\$2,219,746	\$1,728,563	\$1,529,037
S	11903	STATEWIDE CULVERT PROGRAM											
		EQ_BONUS(MG)		\$481,228	\$0	\$0	\$0	\$0	\$0	\$481,228	\$448,649	\$32,579	\$0
		STP_FLX_ST		\$2,616,464	\$3,151,919	\$0	\$0	\$0	\$0	\$5,768,383	\$5,361,148	\$407,235	\$0
		IM		\$500,000	\$0	\$0	\$0	\$0	\$0	\$500,000	\$470,900	\$29,100	\$0
		NHPP_NHS		\$500,000	\$0	\$0	\$0	\$0	\$0	\$500,000	\$466,150	\$33,850	\$0
		Total		\$4,097,692	\$3,151,919	\$0	\$0	\$0	\$0	\$7,249,611	\$6,746,847	\$502,764	\$0
S	11904	STATEWIDE SIGN PROGRAM											
		STP_FLX_ST		\$979,222	\$1,041,556	\$1,000,000	\$1,000,000	\$0	\$0	\$4,020,778	\$3,748,571	\$272,207	\$0
		HSIP		\$1,000,000	\$0	\$0	\$0	\$0	\$0	\$1,000,000	\$932,300	\$67,700	\$0
		Total		\$1,979,222	\$1,041,556	\$1,000,000	\$1,000,000	\$0	\$0	\$5,020,778	\$4,680,871	\$339,907	\$0



DRAFT

DRAFT for Release to FHWA/FTA for Review

UDOT electronic Program Management Statewide Transportation Improvement Program



STIP 2016-2021

Report Run on: Sep 01, 2015, 10:40 A.M.

epm345_stip_report (Rev 723)

Region	PIN	Program Description	Fund	Prior	2016	2017	2018	2019	CD	Total	Fed Aid	State	Other
County Programs													
S	12132	2015 PAVEMENT PRESERVATION (ORANGE BOOK) PROGRAM											
		IM		\$1,942,429	\$0	\$0	\$0	\$0	\$0	\$1,942,429	\$1,829,380	\$113,049	\$0
		ST_BRIDGE		\$17,209	\$82,791	\$0	\$0	\$0	\$0	\$100,000	\$0	\$100,000	\$0
		EQ_BONUS(MG)		\$997,360	\$0	\$0	\$0	\$0	\$0	\$997,360	\$929,839	\$67,521	\$0
		NHPP_NHS		\$8,352,548	\$1,340,752	\$0	\$0	\$0	\$0	\$9,693,300	\$9,037,064	\$656,236	\$0
		STP_FLX_ST		\$10,561,119	\$6,300,469	\$0	\$0	\$0	\$0	\$16,861,588	\$15,720,058	\$1,141,530	\$0
		ST_PVMT		\$0	\$3,770,974	\$0	\$0	\$0	\$0	\$3,770,974	\$0	\$3,770,974	\$0
		STP_RURAL		\$1,436,631	\$31,665	\$0	\$0	\$0	\$0	\$1,468,296	\$1,368,892	\$99,404	\$0
		NHS		\$697,362	\$1	\$0	\$0	\$0	\$0	\$697,362	\$650,151	\$47,211	\$0
		NHPP_IM		\$9,140,017	\$1,416,109	\$0	\$0	\$0	\$0	\$10,556,126	\$9,941,759	\$614,367	\$0
		Total		\$33,144,674	\$12,942,762	\$0	\$0	\$0	\$0	\$46,087,436	\$39,477,143	\$6,610,292	\$0
S	12133	2016 PAVEMENT PRESERVATION (ORANGE BOOK) PROGRAM											
		STP_FLX_ST		\$670,000	\$15,053,178	\$0	\$0	\$0	\$0	\$15,723,178	\$14,658,719	\$1,064,459	\$0
		IM		\$55,000	\$0	\$0	\$0	\$0	\$0	\$55,000	\$51,799	\$3,201	\$0
		NHPP_IM		\$0	\$2,850,000	\$0	\$0	\$0	\$0	\$2,850,000	\$2,684,130	\$165,870	\$0
		ST_PVMT		\$0	\$3,973,735	\$0	\$0	\$0	\$0	\$3,973,735	\$0	\$3,973,735	\$0
		ST_BRIDGE		\$0	\$80,000	\$0	\$0	\$0	\$0	\$80,000	\$0	\$80,000	\$0
		NHPP_NHS		\$100,000	\$6,038,371	\$0	\$0	\$0	\$0	\$6,138,371	\$5,722,803	\$415,568	\$0
		Total		\$825,000	\$27,995,284	\$0	\$0	\$0	\$0	\$28,820,284	\$23,117,451	\$5,702,833	\$0
S	12134	2017 PAVEMENT PRESERVATION (ORANGE BOOK) PROGRAM											
		STP_FLX_ST		\$0	\$0	\$10,500,000	\$0	\$0	\$0	\$10,500,000	\$9,789,150	\$710,850	\$0
		NHPP_NHS		\$0	\$0	\$32,500,000	\$0	\$0	\$0	\$32,500,000	\$30,299,750	\$2,200,250	\$0
		NHPP_IM		\$0	\$0	\$20,000,000	\$0	\$0	\$0	\$20,000,000	\$18,836,000	\$1,164,000	\$0
		ST_PVMT		\$0	\$0	\$5,220,000	\$0	\$0	\$0	\$5,220,000	\$0	\$5,220,000	\$0
		Total		\$0	\$0	\$68,220,000	\$0	\$0	\$0	\$68,220,000	\$58,924,900	\$9,295,100	\$0
S	12135	2016 PAVEMENT REHABILITATION (PURPLE BOOK) PROGRAM											
		NHS		\$140,000	\$0	\$0	\$0	\$0	\$0	\$140,000	\$130,522	\$9,478	\$0
		EQ_BONUS(MG)		\$235,000	\$0	\$0	\$0	\$0	\$0	\$235,000	\$219,091	\$15,910	\$0
		NHPP_IM		\$880,000	\$25,570,000	\$0	\$0	\$0	\$0	\$26,450,000	\$24,910,610	\$1,539,390	\$0
		ST_CONT_R3		\$0	\$90,000	\$0	\$0	\$0	\$0	\$90,000	\$0	\$90,000	\$0
		NHPP_NHS		\$700,000	\$18,276,760	\$0	\$0	\$0	\$0	\$18,976,760	\$17,692,033	\$1,284,727	\$0
		ST_CONCEPT_D1		\$34,387	\$0	\$0	\$0	\$0	\$0	\$34,387	\$0	\$34,387	\$0
		STP_FLX_ST		\$2,792,629	\$79,598,045	\$0	\$0	\$0	\$0	\$82,390,674	\$76,812,826	\$5,577,849	\$0
		ST_PVMT		\$0	\$7,917,545	\$0	\$0	\$0	\$0	\$7,917,545	\$0	\$7,917,545	\$0
		Total		\$4,782,016	\$131,452,350	\$0	\$0	\$0	\$0	\$136,234,367	\$119,765,082	\$16,469,285	\$0



DRAFT

DRAFT for Release to FHWA/FTA for Review

UDOT electronic Program Management

Statewide Transportation Improvement Program



STIP 2016-2021

Report Run on: Sep 01, 2015, 10:40 A.M.

epm345_stip_report (Rev 723)

Region	PIN	Program Description	Fund	Prior	2016	2017	2018	2019	CD	Total	Fed Aid	State	Other
County Programs													
S	12136	2017 PAVEMENT REHABILITATION (PURPLE BOOK) PROGRAM											
		NHPP_IM		\$0	\$0	\$20,000,000	\$0	\$0	\$0	\$20,000,000	\$18,836,000	\$1,164,000	\$0
		STP_FLX_ST		\$0	\$0	\$26,500,000	\$0	\$0	\$0	\$26,500,000	\$24,705,950	\$1,794,050	\$0
		ST_PVMT		\$0	\$0	\$11,190,000	\$0	\$0	\$0	\$11,190,000	\$0	\$11,190,000	\$0
		NHPP_NHS		\$0	\$0	\$32,300,000	\$0	\$0	\$0	\$32,300,000	\$30,113,290	\$2,186,710	\$0
		Total		\$0	\$0	\$89,990,000	\$0	\$0	\$0	\$89,990,000	\$73,655,240	\$16,334,760	\$0
S	12137	2015 STATEWIDE BRIDGE PREVENTIVE MAINTENANCE PROGRAM											
		NHPP_BR		\$0	\$300,000	\$0	\$0	\$0	\$0	\$300,000	\$279,690	\$20,310	\$0
		ST_BRIDGE		\$1,904	\$8,803,386	\$0	\$0	\$0	\$0	\$8,805,290	\$0	\$8,805,290	\$0
		BR_ON/OFF		\$445,000	\$3,400,000	\$0	\$0	\$0	\$0	\$3,845,000	\$3,076,000	\$769,000	\$0
		Total		\$446,904	\$12,503,386	\$0	\$0	\$0	\$0	\$12,950,290	\$3,355,690	\$9,594,600	\$0
S	12138	2016 STATEWIDE BRIDGE PREVENTIVE MAINTENANCE PROGRAM											
		NHPP_BR		\$0	\$3,880,000	\$0	\$0	\$0	\$0	\$3,880,000	\$3,617,324	\$262,676	\$0
		ST_BRIDGE		\$0	\$3,020,000	\$0	\$0	\$0	\$0	\$3,020,000	\$0	\$3,020,000	\$0
		STP_BRIDGE		\$0	\$2,428,698	\$0	\$0	\$0	\$0	\$2,428,698	\$2,264,275	\$164,423	\$0
		Total		\$0	\$9,328,698	\$0	\$0	\$0	\$0	\$9,328,698	\$5,881,599	\$3,447,099	\$0
S	12139	2017 STATEWIDE BRIDGE PREVENTIVE MAINTENANCE PROGRAM											
		ST_BRIDGE		\$0	\$0	\$7,670,000	\$0	\$0	\$0	\$7,670,000	\$0	\$7,670,000	\$0
S	12781	UNOBLIGATED TIF/CHNF FUNDS PROGRAM											
		ST_GF_CHN		\$600,574	\$0	\$0	\$0	\$0	\$0	\$600,574	\$0	\$600,574	\$0
		ST_GF_HB173		\$2,393,489	\$500,000	\$0	\$0	\$0	\$0	\$2,893,489	\$0	\$2,893,489	\$0
		ST_QTR_QTR		\$188,438	\$0	\$0	\$0	\$0	\$0	\$188,438	\$0	\$188,438	\$0
		ST_GF_TIF		\$40	\$0	\$0	\$0	\$0	\$0	\$40	\$0	\$40	\$0
		ST_SB215		\$5,957,544	\$0	\$0	\$0	\$0	\$0	\$5,957,544	\$0	\$5,957,544	\$0
		ST_GF_HCP		\$0	\$620,828	\$0	\$0	\$0	\$0	\$620,828	\$0	\$620,828	\$0
		ST_TIF_SB229		\$1,606,947	\$0	\$0	\$0	\$0	\$0	\$1,606,947	\$0	\$1,606,947	\$0
		ST_TIF		\$1,917,589	\$10,016,517	\$0	\$32,800,000	\$0	\$0	\$44,734,106	\$0	\$44,734,106	\$0
		ST_TIF_HB377		\$54,241	\$0	\$0	\$0	\$0	\$0	\$54,241	\$0	\$54,241	\$0
		ST_GF_HB185		\$94,132	\$0	\$0	\$0	\$0	\$0	\$94,132	\$0	\$94,132	\$0
		ST_CHF_TIF		\$7,987,224	\$0	\$0	\$0	\$0	\$0	\$7,987,224	\$0	\$7,987,224	\$0
		Total		\$20,800,216	\$11,137,345	\$0	\$32,800,000	\$0	\$0	\$64,737,561	\$0	\$64,737,561	\$0
S	12956	2018 PAVEMENT PRESERVATION (ORANGE BOOK) PROGRAM											
		NHPP_IM		\$0	\$0	\$0	\$20,000,000	\$0	\$0	\$20,000,000	\$18,836,000	\$1,164,000	\$0
		NHPP_NHS		\$0	\$0	\$0	\$32,500,000	\$0	\$0	\$32,500,000	\$30,299,750	\$2,200,250	\$0
		STP_FLX_ST		\$0	\$0	\$0	\$10,500,000	\$0	\$0	\$10,500,000	\$9,789,150	\$710,850	\$0
		ST_PVMT		\$0	\$0	\$0	\$5,220,000	\$0	\$0	\$5,220,000	\$0	\$5,220,000	\$0
		Total		\$0	\$0	\$0	\$68,220,000	\$0	\$0	\$68,220,000	\$58,924,900	\$9,295,100	\$0

**DRAFT**

DRAFT for Release to FHWA/FTA for Review

**UDOT electronic Program Management
Statewide Transportation Improvement Program****STIP 2016-2021**

Report Run on: Sep 01, 2015, 10:40 A.M.

epm345_stip_report (Rev 723)

Region	PIN	Program Description	Fund	Prior	2016	2017	2018	2019	CD	Total	Fed Aid	State	Other
County Programs													
S	12957	2018 PAVEMENT REHABILITATION (PURPLE BOOK) PROGRAM											
		NHPP_IM		\$0	\$0	\$0	\$20,000,000	\$0	\$0	\$20,000,000	\$18,836,000	\$1,164,000	\$0
		NHPP_NHS		\$0	\$0	\$0	\$32,300,000	\$0	\$0	\$32,300,000	\$30,113,290	\$2,186,710	\$0
		ST_PVMT		\$0	\$0	\$0	\$11,190,000	\$0	\$0	\$11,190,000	\$0	\$11,190,000	\$0
		STP_FLX_ST		\$0	\$0	\$0	\$26,500,000	\$0	\$0	\$26,500,000	\$24,705,950	\$1,794,050	\$0
		Total		\$0	\$0	\$0	\$89,990,000	\$0	\$0	\$89,990,000	\$73,655,240	\$16,334,760	\$0
S	12958	2018 STATEWIDE BRIDGE PREVENTIVE MAINTENANCE PROGRAM											
		ST_BRIDGE		\$0	\$0	\$0	\$7,670,000	\$0	\$0	\$7,670,000	\$0	\$7,670,000	\$0
S	13311	TRANSPORTATION ALTERNATIVE PROGRAM (TAP)											
		ST_PVMT		\$0	\$1,122,000	\$0	\$0	\$0	\$0	\$1,122,000	\$0	\$1,122,000	\$0
		ST_CONT_R3		\$0	\$50,000	\$0	\$0	\$0	\$0	\$50,000	\$0	\$50,000	\$0
		Total		\$0	\$1,172,000	\$0	\$0	\$0	\$0	\$1,172,000	\$0	\$1,172,000	\$0
S	13716	2016 ASSET MANAGEMENT PROGRAM											
		NHPP_IM		\$255,000	\$5,745,000	\$0	\$0	\$0	\$0	\$6,000,000	\$5,650,800	\$349,200	\$0
		NHPP_NHS		\$0	\$2,700,001	\$0	\$0	\$0	\$0	\$2,700,001	\$2,517,211	\$182,790	\$0
		STP_FLX_ST		\$255,000	\$18,713,568	\$0	\$0	\$0	\$0	\$18,968,568	\$17,684,396	\$1,284,172	\$0
		Total		\$510,000	\$27,158,569	\$0	\$0	\$0	\$0	\$27,668,569	\$25,852,407	\$1,816,162	\$0
S	13717	2017 ASSET MANAGEMENT PROGRAM											
		NHPP_NHS		\$0	\$0	\$1	\$0	\$0	\$0	\$1	\$1	\$0	\$0
S	13718	2018 ASSET MANAGEMENT PROGRAM											
		NHPP_NHS		\$0	\$0	\$0	\$1	\$0	\$0	\$1	\$1	\$0	\$0
S	13766	2016 LEVEL TWO PAVEMENT PRESERVATION (ORANGE BOOK) PROGRAM											
		ST_PVMT		\$0	\$1	\$0	\$0	\$0	\$0	\$1	\$0	\$1	\$0
S	13767	2017 LEVEL TWO PAVEMENT PRESERVATION (ORANGE BOOK) PROGRAM											
		ST_PVMT		\$0	\$0	\$9,600,000	\$0	\$0	\$0	\$9,600,000	\$0	\$9,600,000	\$0
S	13768	2018 LEVEL TWO PAVEMENT PRESERVATION (ORANGE BOOK) PROGRAM											
		ST_PVMT		\$0	\$0	\$0	\$9,600,000	\$0	\$0	\$9,600,000	\$0	\$9,600,000	\$0
S	13769	2016 LEVEL TWO PAVEMENT REHABILITATION (PURPLE BOOK) PROGRAI											
		ST_PVMT		\$0	\$15,440,000	\$0	\$0	\$0	\$0	\$15,440,000	\$0	\$15,440,000	\$0
		STP_FLX_ST		\$0	\$3,000,000	\$0	\$0	\$0	\$0	\$3,000,000	\$2,796,900	\$203,100	\$0
		STP_RURAL		\$0	\$2,145,232	\$0	\$0	\$0	\$0	\$2,145,232	\$2,000,000	\$145,232	\$0
		Total		\$0	\$20,585,232	\$0	\$0	\$0	\$0	\$20,585,232	\$4,796,900	\$15,788,332	\$0
S	13770	2017 LEVEL TWO PAVEMENT REHABILITATION (PURPLE BOOK) PROGRAI											
		ST_PVMT		\$0	\$0	\$30,400,000	\$0	\$0	\$0	\$30,400,000	\$0	\$30,400,000	\$0



DRAFT

DRAFT for Release to FHWA/FTA for Review

UDOT electronic Program Management Statewide Transportation Improvement Program



STIP 2016-2021

Report Run on: Sep 01, 2015, 10:40 A.M.

epm345_stip_report (Rev 723)

Region	PIN	Program Description	Fund	Prior	2016	2017	2018	2019	CD	Total	Fed Aid	State	Other
County Programs													
S	13771	2018 LEVEL TWO PAVEMENT REHABILITATION (PURPLE BOOK) PROGRAI											
		ST_PVMT		\$0	\$0	\$0	\$30,400,000	\$0	\$0	\$30,400,000	\$0	\$30,400,000	\$0
S	13952	2019 PAVEMENT PRESERVATION (ORANGE BOOK) PROGRAM											
		NHPP_NHS		\$0	\$0	\$0	\$0	\$59,180,002	\$0	\$59,180,002	\$55,173,516	\$4,006,486	\$0
		STP_FLX_ST		\$0	\$0	\$0	\$0	\$51,643,971	\$0	\$51,643,971	\$48,147,674	\$3,496,297	\$0
		Total		\$0	\$0	\$0	\$0	\$110,823,973	\$0	\$110,823,973	\$103,321,190	\$7,502,783	\$0
S	13953	2019 PAVEMENT REHABILITATION (PURPLE BOOK) PROGRAM											
		NHPP_NHS		\$0	\$0	\$0	\$0	\$84,788,180	\$0	\$84,788,180	\$79,048,020	\$5,740,160	\$0
		STP_FLX_ST		\$0	\$0	\$0	\$0	\$73,991,183	\$0	\$73,991,183	\$68,981,980	\$5,009,203	\$0
		Total		\$0	\$0	\$0	\$0	\$158,779,363	\$0	\$158,779,363	\$148,030,000	\$10,749,363	\$0



DRAFT

DRAFT for Release to FHWA/FTA for Review

UDOT electronic Program Management Statewide Transportation Improvement Program



STIP 2016-2021

Report Run on: Sep 01, 2015, 10:40 A.M.

epm345_stip_report (Rev 723)

Region	PIN	Program Description	Fund	Prior	2016	2017	2018	2019	CD	Total	Fed Aid	State	Other
Region County Programs													
1	5981	REGION ONE COMMUTER LINK PROGRAM											
		CMAQ_WFRC		\$280,000	\$4,118,549	\$1,179,978	\$1,179,978	\$1,179,878	\$1,179,778	\$9,118,161	\$8,500,861	\$617,299	\$0
		ST_ATMS		\$0	\$30,000	\$0	\$0	\$0	\$0	\$30,000	\$0	\$30,000	\$0
		Total		\$280,000	\$4,148,549	\$1,179,978	\$1,179,978	\$1,179,878	\$1,179,778	\$9,148,161	\$8,500,861	\$647,299	\$0
1	8418	REGION ONE PROGRAM DE-OBLIGATION FUND											
		STP_FLX_ST		\$0	\$5	\$0	\$0	\$0	\$0	\$5	\$4	\$0	\$0
		Total		\$0	\$5	\$0	\$0	\$0	\$0	\$5	\$4	\$0	\$0
2	5996	ITS - REGION TWO COMMUTER LINK											
		ST_ATMS		\$386,855	\$58,978	\$0	\$0	\$0	\$0	\$445,832	\$58,978	\$445,832	\$58,978
		STP_FLX_MAG		\$83,424	\$0	\$0	\$0	\$0	\$0	\$83,424	\$77,776	\$5,648	\$0
		CMAQ_WFRC		\$3,322,050	\$5,244,998	\$1,608,925	\$1,438,378	\$0	\$429,045	\$12,043,396	\$11,818,493	\$8,946,249	\$8,721,346
		Total		\$3,792,328	\$5,303,975	\$1,608,925	\$1,438,378	\$0	\$429,045	\$12,572,652	\$11,955,246	\$9,397,729	\$8,780,323
2	8419	REGION TWO PROGRAM DE-OBLIGATION FUND											
		STP_FLX_ST		\$0	\$483,023	\$0	\$0	\$0	\$0	\$483,023	\$450,322	\$32,701	\$0
		NHPP_IM		\$0	\$9,858,330	\$0	\$0	\$0	\$0	\$9,858,330	\$9,284,575	\$573,755	\$0
		NHPP_NHS		\$0	\$146,999	\$0	\$0	\$0	\$0	\$146,999	\$137,047	\$9,952	\$0
		Total		\$0	\$10,488,352	\$0	\$0	\$0	\$0	\$10,488,352	\$9,871,945	\$616,407	\$0
3	5999	REGION THREE COMMUTER LINK - EXPANSION HARDWARE											
		CMAQ_MAG		\$441,830	\$883,170	\$0	\$0	\$0	\$0	\$1,325,000	\$1,235,298	\$89,703	\$0
		CMAQ_PM2.5		\$181,000	\$0	\$0	\$0	\$0	\$0	\$181,000	\$168,746	\$12,254	\$0
		Total		\$622,830	\$883,170	\$0	\$0	\$0	\$0	\$1,506,000	\$1,404,044	\$101,956	\$0
3	8420	REGION THREE PROGRAM DE-OBLIGATION FUND											
		STP_FLX_ST		\$0	\$0	\$291,000	\$0	\$0	\$0	\$291,000	\$271,299	\$19,701	\$0
		Total		\$0	\$0	\$291,000	\$0	\$0	\$0	\$291,000	\$271,299	\$19,701	\$0
4	8421	REGION FOUR PROGRAM DE-OBLIGATION FUND											
		NHPP_IM		\$0	\$1,102,890	\$0	\$0	\$0	\$0	\$1,102,890	\$1,038,702	\$64,188	\$0
		STP_FLX_ST		\$0	\$3,187,705	\$0	\$0	\$0	\$0	\$3,187,705	\$2,971,897	\$215,808	\$0
		Total		\$0	\$4,290,595	\$0	\$0	\$0	\$0	\$4,290,595	\$4,010,599	\$279,996	\$0



DRAFT

DRAFT for Release to FHWA/FTA for Review

UDOT electronic Program Management

Statewide Transportation Improvement Program



STIP 2016-2021

Report Run on: Sep 01, 2015, 10:40 A.M.

epm345_stip_report (Rev 723)

Region	PIN	Program Description	Fund	Prior	2016	2017	2018	2019	CD	Total	Fed Aid	State	Other
Statewide County Programs													
9	5954	STATEWIDE ITS EXPANSION PROGRAM											
		ST_CONT_R4		\$15,000	\$0	\$0	\$0	\$0	\$0	\$15,000	\$0	\$15,000	\$0
		CMAQ_WFRC		\$0	\$8,348	\$0	\$0	\$0	\$0	\$8,348	\$7,783	\$565	\$0
		OTHER		\$123,061	\$126,061	\$0	\$0	\$0	\$0	\$249,123	\$0	\$0	\$249,123
		ST_ATMS		\$3,959,403	\$10,330,783	\$0	\$0	\$0	\$0	\$14,290,186	\$10,330,783	\$14,290,186	\$10,330,783
		Total		\$4,097,464	\$10,465,193	\$0	\$0	\$0	\$0	\$14,562,657	\$10,338,567	\$14,305,751	\$10,579,906
B	6019	HIGHWAY SAFETY IMPROVEMENT PROGRAM - (HSIP)											
		ST_BRIDGE		\$0	\$17,000	\$0	\$0	\$0	\$0	\$17,000	\$0	\$17,000	\$0
		OTHER		\$0	\$29,750	\$0	\$0	\$0	\$0	\$29,750	\$0	\$0	\$29,750
		ST_CONCEPT_D		\$0	\$2,000	\$0	\$0	\$0	\$0	\$2,000	\$0	\$2,000	\$0
		HSIP		\$37,468,395	\$27,038,412	\$22,000,000	\$22,000,000	\$0	\$0	\$108,506,807	\$101,160,896	\$7,174,015	\$171,895
		ST_SPOT_MNT		\$0	\$35,000	\$0	\$0	\$0	\$0	\$35,000	\$0	\$35,000	\$0
		ST_CONT_R4		\$0	\$16,261	\$0	\$0	\$0	\$0	\$16,261	\$0	\$16,261	\$0
		CMAQ_TOOELE		-\$59,331	\$110,669	\$0	\$0	\$0	\$0	\$51,338	\$47,863	\$3,476	\$0
		SEC164_HSIP		\$12,061,042	\$1,329,937	\$0	\$0	\$0	\$0	\$13,390,979	\$12,484,409	\$889,556	\$17,014
		ST_SPOT_SFTY		-\$36,355	\$898,602	\$0	\$0	\$0	\$0	\$862,247	\$0	\$862,247	\$0
		STP_FLX_ST		\$98,000	\$202,141	\$0	\$0	\$0	\$0	\$300,141	\$279,821	\$20,320	\$0
		ST_CONCPT_D3		\$8,770	\$0	\$0	\$0	\$0	\$0	\$8,770	\$0	\$8,770	\$0
		ST_SIGNALS		-\$11,030	\$400,000	\$0	\$0	\$0	\$0	\$388,970	\$0	\$388,970	\$0
		HSIP_100%		\$0	\$10,000	\$0	\$0	\$0	\$0	\$10,000	\$0	\$10,000	\$0
		ST_CONT_R1		-\$14,867	\$29,000	\$0	\$0	\$0	\$0	\$14,133	\$0	\$14,133	\$0
		Total		\$48,351,018	\$30,119,644	\$22,000,000	\$22,000,000	\$0	\$0	\$122,470,662	\$113,972,989	\$8,388,757	\$108,915
S	5775	STATEWIDE SPOT SAFETY IMPROVEMENT PROGRAM											
		LOCAL_GOV		\$0	\$1,150,000	\$0	\$0	\$0	\$0	\$1,150,000	\$0	\$0	\$1,150,000
		ST_PVMT		\$0	\$1,002,274	\$0	\$0	\$0	\$0	\$1,002,274	\$0	\$1,002,274	\$0
		ST_SIGNALS		-\$51,176	\$129,000	\$0	\$0	\$0	\$0	\$77,824	\$0	\$77,824	\$0
		SEC164_HSIP		\$250,000	\$0	\$0	\$0	\$0	\$0	\$250,000	\$233,075	\$16,389	\$536
		ST_SPOT_SFTY		\$3,431,961	\$1,939,573	\$0	\$0	\$0	\$0	\$5,371,533	\$0	\$5,371,533	\$0
		HSIP		\$0	\$2,500,000	\$0	\$0	\$0	\$0	\$2,500,000	\$2,330,750	\$164,904	\$4,346
		ST_SPOT_MNT		\$0	\$100,000	\$0	\$0	\$0	\$0	\$100,000	\$0	\$100,000	\$0
		ST_CONT_R1		\$0	\$50,000	\$0	\$0	\$0	\$0	\$50,000	\$0	\$50,000	\$0
		L_CORR-WEBER		\$0	\$118,935	\$0	\$0	\$0	\$0	\$118,935	\$0	\$0	\$118,935
		Total		\$2,586,762	\$6,999,782	\$0	\$0	\$0	\$0	\$9,586,544	\$1,678,140	\$6,634,587	\$1,273,817
S	5925	2007- 2009 STATEWIDE CORRIDOR STUDIES / CEVP PROGRAM											
		ST_CORR_C EVP		\$0	\$350,068	\$0	\$0	\$0	\$0	\$350,068	\$0	\$350,068	\$0
		ST_GF_OTHER		\$0	\$9,609	\$0	\$0	\$0	\$0	\$9,609	\$0	\$9,609	\$0
		Total		\$0	\$359,677	\$0	\$0	\$0	\$0	\$359,677	\$0	\$359,677	\$0

**DRAFT**

DRAFT for Release to FHWA/FTA for Review

**UDOT electronic Program Management
Statewide Transportation Improvement Program****STIP 2016-2021**

Report Run on: Sep 01, 2015, 10:40 A.M.

epm345_stip_report (Rev 723)

Region	PIN	Program Description	Fund	Prior	2016	2017	2018	2019	CD	Total	Fed Aid	State	Other
Statewide County Programs													
S	5928	2009 PAVEMENT PRESERVATION PROGRAM											
		L_BETTERMENT		\$43,900	\$0	\$0	\$0	\$0	\$0	\$43,900	\$0	\$0	\$43,900
		STP_FLX_ST		\$250,000	\$0	\$0	\$0	\$0	\$0	\$250,000	\$233,075	\$16,925	\$0
		ST_PVMT		\$957,985	\$0	\$0	\$0	\$0	\$0	\$957,985	\$0	\$957,985	\$0
		ST_BRIDGE		\$500,000	\$0	\$0	\$0	\$0	\$0	\$500,000	\$0	\$500,000	\$0
		Total		\$1,751,885	\$0	\$0	\$0	\$0	\$0	\$1,751,885	\$233,075	\$1,474,910	\$43,900
S	5930	STATEWIDE MAINTENANCE SPOT IMPROVEMENTS PROGRAM											
		ST_SPOT_MNT		-\$267,910	\$1,636,331	\$0	\$0	\$0	\$0	\$1,368,421	\$0	\$1,368,421	\$0
		Total		-\$267,910	\$1,636,331	\$0	\$0	\$0	\$0	\$1,368,421	\$0	\$1,368,421	\$0
S	5947	STATEWIDE SAFE SIDEWALK & ADA INSTALLATION PROGRAM											
		LOCAL_GOV		\$0	\$65,917	\$0	\$0	\$0	\$0	\$65,917	\$0	\$0	\$65,917
		ST_CONT_R3		\$0	\$10,000	\$0	\$0	\$0	\$0	\$10,000	\$0	\$10,000	\$0
		ST_ADA_RAMPS		\$0	\$23,671	\$0	\$0	\$0	\$0	\$23,671	\$23,671	\$23,671	\$23,671
		ST_SAFE_SIDE		\$0	\$1,808,736	\$0	\$0	\$0	\$0	\$1,808,736	\$1,808,736	\$1,808,736	\$1,808,736
		Total		\$0	\$1,908,324	\$0	\$0	\$0	\$0	\$1,908,324	\$1,832,407	\$1,842,407	\$1,898,324
S	5952	STATEWIDE TRAFFIC SIGNALS NEW CONSTRUCTION											
		LOCAL_GOV		\$0	\$45,000	\$0	\$0	\$0	\$0	\$45,000	\$0	\$0	\$45,000
		ST_SPOT_SFTY		-\$25,000	\$125,000	\$0	\$0	\$0	\$0	\$100,000	\$0	\$100,000	\$0
		L_BETTERMENT		\$0	\$15,343	\$0	\$0	\$0	\$0	\$15,343	\$0	\$0	\$15,343
		ST_CONT_PG		\$0	\$100,000	\$0	\$0	\$0	\$0	\$100,000	\$0	\$100,000	\$0
		HSIP		\$110,400	\$0	\$0	\$0	\$0	\$0	\$110,400	\$102,926	\$7,474	\$0
		SEC164_HSIP		\$336,600	\$0	\$0	\$0	\$0	\$0	\$336,600	\$313,812	\$22,068	\$720
		ST_CONT_R4		\$0	\$90,000	\$0	\$0	\$0	\$0	\$90,000	\$0	\$90,000	\$0
		ST_CONT_R3		\$0	\$170,653	\$0	\$0	\$0	\$0	\$170,653	\$0	\$170,653	\$0
		ST_CONT_R2		\$0	\$100,000	\$0	\$0	\$0	\$0	\$100,000	\$0	\$100,000	\$0
		ST_SIGNALS		\$3,305,758	\$18,799,463	\$0	\$0	\$0	\$0	\$22,105,221	\$0	\$22,105,221	\$0
		Total		\$3,727,758	\$19,445,459	\$0	\$0	\$0	\$0	\$23,173,218	\$416,738	\$22,695,416	\$61,063
S	5962	TRANSPORTATION ENHANCEMENT PROGRAM FY 2008											
		STP_ENH_ST		\$0	\$74,280	\$0	\$0	\$0	\$0	\$74,280	\$59,424	\$14,856	\$0
		STP_ENH_EAC		\$469,381	\$518,693	\$0	\$0	\$0	\$0	\$988,074	\$790,459	\$0	\$197,615
		LOCAL_GOV		\$611,871	\$19,269	\$0	\$0	\$0	\$0	\$631,140	\$0	\$0	\$631,140
		Total		\$1,081,252	\$612,242	\$0	\$0	\$0	\$0	\$1,693,494	\$849,883	\$14,856	\$828,755
S	6025	NATIONAL RECREATIONAL TRAILS PROGRAM											
		ST_MATCH		\$1,878,854	\$1,790,361	\$0	\$0	\$0	\$0	\$3,669,215	\$0	\$3,669,215	\$0
		NRT		\$1,878,854	\$1,790,361	\$0	\$0	\$0	\$0	\$3,669,215	\$3,669,215	\$0	\$0
		Total		\$3,757,707	\$3,580,722	\$0	\$0	\$0	\$0	\$7,338,429	\$3,669,215	\$3,669,215	\$0



DRAFT

DRAFT for Release to FHWA/FTA for Review

UDOT electronic Program Management

Statewide Transportation Improvement Program



STIP 2016-2021

Report Run on: Sep 01, 2015, 10:40 A.M.

epm345_stip_report (Rev 723)

Region	PIN	Program Description	Fund	Prior	2016	2017	2018	2019	CD	Total	Fed Aid	State	Other
Statewide County Programs													
S	6026	HIGH RISK RUAL ROADS PROGRAM - (HRRR)											
		HSIP_HRRR@1		\$296,444	\$28,556	\$0	\$0	\$0	\$0	\$325,000	\$325,000	\$0	\$0
		HSIP_HRRR		\$702,000	\$842,861	\$0	\$0	\$0	\$0	\$1,544,861	\$1,440,274	\$38,642	\$65,945
		Total		\$998,444	\$871,418	\$0	\$0	\$0	\$0	\$1,869,861	\$1,765,274	\$38,642	\$65,945
S	6061	STATEWIDE BARRIER TREATMENTS											
		ST_BARRIER		\$1,390,411	\$300,000	\$0	\$0	\$0	\$0	\$1,690,411	\$0	\$1,690,411	\$0
		Total		\$1,390,411	\$300,000	\$0	\$0	\$0	\$0	\$1,690,411	\$0	\$1,690,411	\$0
S	6064	RAILROAD CROSSING PROGRAM											
		ST_INELIGIBL		\$0	\$51	\$0	\$0	\$0	\$0	\$51	\$51	\$51	\$51
		R/H_HAZ_ELIM		\$2,906,689	\$1,225,507	\$0	\$0	\$0	\$0	\$4,132,196	\$3,852,446	\$279,750	\$0
		ST_CLS_ADJ		\$0	\$0	\$0	\$0	\$0	\$0	\$0	\$0	\$0	\$0
		R/H_DEVICES		\$3,001,218	\$1,539,096	\$0	\$0	\$0	\$0	\$4,540,314	\$4,232,935	\$307,379	\$0
		Total		\$5,793,327	\$2,764,654	\$0	\$0	\$0	\$0	\$8,557,981	\$8,085,432	\$482,600	-\$9,949
S	6129	STATEWIDE SMALL AREA LIGHTING											
		ST_LIGHTING		\$314,491	\$637,650	\$0	\$0	\$0	\$0	\$952,141	\$637,650	\$952,141	\$637,650
		ST_CONT_R3		\$0	\$42,480	\$0	\$0	\$0	\$0	\$42,480	\$0	\$42,480	\$0
		Total		\$314,491	\$680,130	\$0	\$0	\$0	\$0	\$994,621	\$637,650	\$994,621	\$637,650
S	6212	STATEWIDE SAFE ROUTES TO SCHOOL PROGRAM											
		TAP_URB_WFRC		\$0	\$545,430	\$0	\$0	\$0	\$0	\$545,430	\$508,504	\$36,926	\$0
		OTHER		\$0	\$8,500	\$0	\$0	\$0	\$0	\$8,500	\$0	\$0	\$8,500
		SR2S_INFR		\$0	\$116,845	\$0	\$0	\$0	\$0	\$116,845	\$116,845	\$0	\$0
		TAP_URB_MAG		\$0	\$177,420	\$0	\$0	\$0	\$0	\$177,420	\$165,409	\$12,011	\$0
		TAP_SU_CMPO		\$0	\$33,620	\$0	\$0	\$0	\$0	\$33,620	\$31,344	\$2,276	\$0
		SR2S_OPT		\$407,827	\$40,209	\$0	\$0	\$0	\$0	\$448,036	\$448,036	\$0	\$0
		SR2S_PRGM		\$557,420	\$395,824	\$0	\$0	\$0	\$0	\$953,243	\$953,243	\$0	\$0
		TAP_SU_DMPO		\$0	\$43,630	\$0	\$0	\$0	\$0	\$43,630	\$40,676	\$2,954	\$0
		TAP_FLEX		\$0	\$800,000	\$0	\$0	\$0	\$0	\$800,000	\$745,840	\$54,160	\$0
		Total		\$925,495	\$2,161,478	\$0	\$0	\$0	\$0	\$3,086,973	\$3,009,898	\$108,327	-\$31,252
S	6364	STATEWIDE SIGN MODIFICATIONS & REPLACEMENT PROGRAM											
		ST_SIGNING		\$455,508	\$672,275	\$0	\$0	\$0	\$0	\$1,127,783	\$0	\$1,127,783	\$0
		Total		\$455,508	\$672,275	\$0	\$0	\$0	\$0	\$1,127,783	\$0	\$1,127,783	\$0

**DRAFT**

DRAFT for Release to FHWA/FTA for Review

**UDOT electronic Program Management
Statewide Transportation Improvement Program****STIP 2016-2021**

Report Run on: Sep 01, 2015, 10:40 A.M.

epm345_stip_report (Rev 723)

Region	PIN	Program Description	Fund	Prior	2016	2017	2018	2019	CD	Total	Fed Aid	State	Other
Statewide County Programs													
S	6432	STATEWIDE-TRANSPORTATION ENHANCEMENT PROGRAM FY 2010 & 201											
		TAP_FLEX		\$0	\$39,108	\$0	\$0	\$0	\$0	\$39,108	\$36,460	\$2,648	\$0
		CMAQ_WFRC		\$0	\$0	\$0	\$0	\$0	\$0	\$0	\$0	\$0	\$0
		STP_ENH_ST		\$0	\$21,403	\$0	\$0	\$0	\$0	\$21,403	\$17,123	\$0	\$4,281
		LOCAL_GOVT		\$627,057	\$0	\$0	\$0	\$0	\$0	\$627,057	\$0	\$0	\$627,057
		TAP_NU_JHC		\$0	\$86,088	\$0	\$0	\$0	\$0	\$86,088	\$80,260	\$5,828	\$0
		STP_ENH_EAC		\$960,807	\$0	\$0	\$0	\$0	\$0	\$960,807	\$768,646	\$0	\$192,161
		Total		\$1,587,864	\$146,599	\$0	\$0	\$0	\$0	\$1,734,464	\$902,489	\$8,476	\$823,499
S	6632	2011 STATEWIDE PAVEMENT PRESERVATION PROGRAM											
		STP_FLX_ST		\$0	\$229,851	\$0	\$0	\$0	\$0	\$229,851	\$229,851	\$229,851	\$229,851
		ST_PVMT		\$365,763	\$0	\$0	\$0	\$0	\$0	\$365,763	\$0	\$365,763	\$0
		Total		\$365,763	\$229,851	\$0	\$0	\$0	\$0	\$595,615	\$229,851	\$595,615	\$229,851
S	6672	STATEWIDE HIGHWAY JURISDICTIONAL TRANSFERS PROGRAM											
		ST_HWY_TRNSF		\$294,767	\$800,000	\$0	\$0	\$0	\$0	\$1,094,767	\$0	\$1,094,767	\$0
		Total		\$294,767	\$800,000	\$0	\$0	\$0	\$0	\$1,094,767	\$0	\$1,094,767	\$0
S	6850	STATEWIDE; BRIDGE PROGRAM UNSPENT FUNDS											
		STP_BRIDGE		\$0	\$31,000	\$0	\$0	\$0	\$0	\$31,000	\$28,901	\$2,099	\$0
		ST_BRIDGE		\$2,310,809	\$0	\$0	\$0	\$0	\$0	\$2,310,809	\$0	\$2,310,809	\$0
		NHPP_BR		\$0	\$372,833	\$0	\$0	\$0	\$0	\$372,833	\$347,592	\$25,241	\$0
		BR_ON/OFF		\$40,000	\$281,778	\$0	\$0	\$0	\$0	\$321,778	\$257,423	\$64,356	\$0
		Total		\$2,350,809	\$685,611	\$0	\$0	\$0	\$0	\$3,036,420	\$633,916	\$2,402,504	\$0
S	6938	FY 2007 SCENIC BYWAYS PROGRAM AWARDS											
		BYWAYS		\$0	\$126,607	\$0	\$0	\$0	\$0	\$126,607	\$101,286	\$0	\$25,321
		L_PASS_MATCH		\$0	\$14,536	\$0	\$0	\$0	\$0	\$14,536	\$0	\$0	\$14,536
		Total		\$0	\$141,143	\$0	\$0	\$0	\$0	\$141,143	\$101,286	\$0	\$39,857
S	7231	STATEWIDE BRIDGE COLLISION REPAIR PROJECTS											
		ST_INS-RECOV		\$6,387	\$1,186,448	\$0	\$0	\$0	\$0	\$1,192,835	\$0	\$1,192,835	\$0
		Total		\$6,387	\$1,186,448	\$0	\$0	\$0	\$0	\$1,192,835	\$0	\$1,192,835	\$0
S	7496	SCENIC BYWAYS PROGRAM AWARDS											
		BYWAYS		\$313,156	\$155,879	\$0	\$0	\$0	\$0	\$469,035	\$469,035	\$155,879	\$155,879
		L_PASS_MATCH		\$0	\$81,708	\$0	\$0	\$0	\$0	\$81,708	\$81,708	\$81,708	\$81,708
		ST_INELIGIBL		\$0	\$2,000	\$0	\$0	\$0	\$0	\$2,000	\$2,000	\$2,000	\$2,000
		Total		\$313,156	\$239,587	\$0	\$0	\$0	\$0	\$552,743	\$552,743	\$239,587	\$239,587



DRAFT

DRAFT for Release to FHWA/FTA for Review

UDOT electronic Program Management Statewide Transportation Improvement Program



STIP 2016-2021

Report Run on: Sep 01, 2015, 10:40 A.M.

epm345_stip_report (Rev 723)

Region	PIN	Program Description	Fund	Prior	2016	2017	2018	2019	CD	Total	Fed Aid	State	Other
Statewide County Programs													
S	8071	STATEWIDE; FY 2012 PAVEMENT PRESERVATION PROGRAM											
		L_BETTERMENT		\$47,775	\$0	\$0	\$0	\$0	\$0	\$47,775	\$0	\$0	\$47,775
		STP_FLX_ST		\$12,498	\$7,502	\$0	\$0	\$0	\$0	\$20,000	\$18,646	\$1,354	\$0
		ST_PVMT		\$645,165	\$0	\$0	\$0	\$0	\$0	\$645,165	\$0	\$645,165	\$0
		IM		\$5,315,854	\$0	\$0	\$0	\$0	\$0	\$5,315,854	\$5,006,471	\$309,383	\$0
		NHPP_NHS		\$0	\$1	\$0	\$0	\$0	\$0	\$1	\$0	\$0	\$0
		NHPP_IM		\$6,484,146	\$785	\$0	\$0	\$0	\$0	\$6,484,932	\$6,107,509	\$377,423	\$0
		Total		\$12,505,438	\$8,288	\$0	\$0	\$0	\$0	\$12,513,725	\$11,132,626	\$1,333,324	\$47,775
S	8072	STATEWIDE; FY 2013 PAVEMENT PRESERVATION PROGRAM											
		IM		\$284,269	\$0	\$0	\$0	\$0	\$0	\$284,269	\$267,725	\$16,544	\$0
		ST_PVMT		\$941,438	\$0	\$0	\$0	\$0	\$0	\$941,438	\$0	\$941,438	\$0
		ST_CONT_R3		\$0	\$5,000	\$0	\$0	\$0	\$0	\$5,000	\$0	\$5,000	\$0
		NHPP_NHS		\$1,863,238	\$226,146	\$0	\$0	\$0	\$0	\$2,089,384	\$1,947,933	\$141,451	\$0
		ST_CONT_PG		\$0	\$137,348	\$0	\$0	\$0	\$0	\$137,348	\$0	\$137,348	\$0
		HSIP		\$1,721,365	\$0	\$0	\$0	\$0	\$0	\$1,721,365	\$1,604,829	\$116,536	\$0
		Total		-\$7,712,414	\$697,362	\$0	\$0	\$0	\$0	-\$7,015,052	-\$7,572,329	\$568,902	\$0
S	8073	STATEWIDE; FY 2012 PAVEMENT REHABILITATION PROGRAM											
		STP_RURAL		\$1,000,000	\$0	\$0	\$0	\$0	\$0	\$1,000,000	\$932,300	\$67,700	\$0
		STP_SU_JHC		\$0	\$0	\$0	\$0	\$0	\$0	\$0	\$0	\$0	\$0
		NHPP_IM		\$75,000	\$161,839	\$0	\$0	\$0	\$0	\$236,839	\$185,383	\$51,456	\$0
		ST_INELIGIBL		\$588	\$0	\$0	\$0	\$0	\$0	\$588	\$0	\$588	\$0
		IM		\$18,140,933	\$0	\$0	\$0	\$0	\$0	\$18,140,933	\$17,085,130	\$1,055,802	\$0
		STP_FLX_ST		\$599,843	\$32,896	\$0	\$0	\$0	\$0	\$632,739	\$589,903	\$42,836	\$0
		Total		\$19,816,364	\$194,735	\$0	\$0	\$0	\$0	\$20,011,099	\$18,792,717	\$1,218,382	\$0
S	8074	STATEWIDE; FY 2012 & 2013 PAVEMENT REHABILITATION PROGRAM											
		ST_CONCPT_D3		\$5,207	\$0	\$0	\$0	\$0	\$0	\$5,207	\$0	\$5,207	\$0
		STP_ENH_ST		\$0	\$0	\$0	\$0	\$0	\$0	\$0	\$0	\$0	\$0
		ST_RET_ROW		\$3,450,063	\$0	\$0	\$0	\$0	\$0	\$3,450,063	\$0	\$3,450,063	\$0
		ST_BRIDGE		-\$6,017	\$2,000,000	\$0	\$0	\$0	\$0	\$1,993,983	\$0	\$1,993,983	\$0
		IM		\$1,310,000	\$1	\$0	\$0	\$0	\$0	\$1,310,001	\$1,233,759	\$76,243	\$1
		STP_FLX_ST		\$0	\$215,589	\$0	\$0	\$0	\$0	\$215,589	\$215,589	\$215,589	\$215,589
		NHPP_IM		\$8,995,472	\$828,036	\$0	\$0	\$0	\$0	\$9,823,508	\$9,299,972	\$1,351,573	\$828,036
		ST_INELIGIBL		\$0	\$115	\$0	\$0	\$0	\$0	\$115	\$115	\$115	\$115
		ST_CONCPT_D4		\$2,399	\$0	\$0	\$0	\$0	\$0	\$2,399	\$0	\$2,399	\$0
		EQ_BONUS(MG)		\$5,172,529	\$0	\$0	\$0	\$0	\$0	\$5,172,529	\$4,822,349	\$350,180	\$0
		NHS		\$6,456,940	\$0	\$0	\$0	\$0	\$0	\$6,456,940	\$6,019,805	\$437,135	\$0
		Total		\$10,948,276	\$4,869,648	\$0	\$0	\$0	\$0	\$15,817,924	\$9,897,074	\$7,021,816	\$986,516



DRAFT

DRAFT for Release to FHWA/FTA for Review

UDOT electronic Program Management

Statewide Transportation Improvement Program



STIP 2016-2021

Report Run on: Sep 01, 2015, 10:40 A.M.

epm345_stip_report (Rev 723)

Region	PIN	Program Description	Fund	Prior	2016	2017	2018	2019	CD	Total	Fed Aid	State	Other
Statewide County Programs													
S	8528	FY2011 BRIDGE PREVENTIVE MAINTENANCE PROGRAM											
		ST_BRIDGE		\$213,524	\$142,134	\$0	\$0	\$0	\$0	\$355,658	\$0	\$355,658	\$0
		Total		\$213,524	\$142,134	\$0	\$0	\$0	\$0	\$355,658	\$0	\$355,658	\$0
S	8549	FY 2012 & 2013 ENHANCEMENT PROGRAM											
		STP_TAP_ST		\$315,117	\$0	\$0	\$0	\$0	\$0	\$315,117	\$315,117	\$0	\$0
		ST_CONT_R2		\$50,000	\$0	\$0	\$0	\$0	\$0	\$50,000	\$0	\$50,000	\$0
		NHPP_NHS		\$0	\$6,000	\$0	\$0	\$0	\$0	\$6,000	\$5,594	\$406	\$0
		ENH_EAC_100%		\$516,000	\$0	\$0	\$0	\$0	\$0	\$516,000	\$516,000	\$0	\$0
		STP_ENH_ST		\$2,210,321	\$274,407	\$0	\$0	\$0	\$0	\$2,484,728	\$1,987,782	\$476,665	\$20,280
		ST_CONST		\$6,184	\$0	\$0	\$0	\$0	\$0	\$6,184	\$0	\$6,184	\$0
		BYWAYS		\$1,204,591	\$1	\$0	\$0	\$0	\$0	\$1,204,592	\$963,674	\$0	\$240,918
		TAP_SU_JHC		\$0	\$53,189	\$0	\$0	\$0	\$0	\$53,189	\$49,589	\$3,601	\$0
		TAP_URB_MAG		\$0	\$284,285	\$0	\$0	\$0	\$0	\$284,285	\$265,039	\$19,246	\$0
		EM_2012_PLHD		\$1,525,000	\$0	\$0	\$0	\$0	\$0	\$1,525,000	\$1,525,000	\$0	\$0
		ST_CONT_PG		\$22,883	\$0	\$0	\$0	\$0	\$0	\$22,883	\$0	\$22,883	\$0
		OTHER		\$100,000	\$0	\$0	\$0	\$0	\$0	\$100,000	\$0	\$0	\$100,000
		TAP_URB_WFRC		\$183,700	\$352,608	\$0	\$0	\$0	\$0	\$536,308	\$500,000	\$0	\$36,308
		L_BETTERMENT		\$229,605	\$0	\$0	\$0	\$0	\$0	\$229,605	\$0	\$0	\$229,605
		STP_ENH_EAC		\$1,143,379	\$45,433	\$0	\$0	\$0	\$0	\$1,188,812	\$960,137	\$45,433	\$274,109
		LOCAL_GOV		\$770,469	\$0	\$0	\$0	\$0	\$0	\$770,469	\$0	\$0	\$770,469
		LOCAL_INKIND		\$98,554	\$0	\$0	\$0	\$0	\$0	\$98,554	\$0	\$0	\$98,554
		ST_LIGHTING		\$75,000	\$0	\$0	\$0	\$0	\$0	\$75,000	\$0	\$75,000	\$0
		NHS		\$270,000	\$0	\$0	\$0	\$0	\$0	\$270,000	\$251,721	\$18,279	\$0
		Total		\$8,720,803	\$1,015,924	\$0	\$0	\$0	\$0	\$9,736,727	\$7,339,652	\$717,698	\$1,770,244
S	8922	PUBLIC RELATIONS PROGRAM											
		ST_PR		\$1,890,000	\$645,000	\$0	\$0	\$0	\$0	\$2,535,000	\$0	\$2,535,000	\$0
		ST_CONT_R2		\$60,000	\$0	\$0	\$0	\$0	\$0	\$60,000	\$0	\$60,000	\$0
		ST_CONT_R4		\$60,000	\$0	\$0	\$0	\$0	\$0	\$60,000	\$0	\$60,000	\$0
		ST_CONT_R1		\$65,000	\$0	\$0	\$0	\$0	\$0	\$65,000	\$0	\$65,000	\$0
		ST_KW_KW_C		\$600,000	\$0	\$0	\$0	\$0	\$0	\$600,000	\$0	\$600,000	\$0
		ST_CONT_R3		\$60,000	\$0	\$0	\$0	\$0	\$0	\$60,000	\$0	\$60,000	\$0
		Total		\$2,735,000	\$645,000	\$0	\$0	\$0	\$0	\$3,380,000	\$0	\$3,380,000	\$0



DRAFT

DRAFT for Release to FHWA/FTA for Review

UDOT electronic Program Management

Statewide Transportation Improvement Program



STIP 2016-2021

Report Run on: Sep 01, 2015, 10:40 A.M.

epm345_stip_report (Rev 723)

Region	PIN	Program Description	Fund	Prior	2016	2017	2018	2019	CD	Total	Fed Aid	State	Other
Various County Programs													
1	5599	Region One Contingency Funds											
		ST_CONT_R1		-\$127,852	\$2,674,062	\$0	\$0	\$0	\$0	\$2,546,210	\$0	\$2,546,210	\$0
		ST_PVMT		\$0	\$120,000	\$0	\$0	\$0	\$0	\$120,000	\$0	\$120,000	\$0
		LOCAL_GOV		\$82	\$374,918	\$0	\$0	\$0	\$0	\$375,000	\$0	\$0	\$375,000
		ST_CONT_R2		\$0	\$25,000	\$0	\$0	\$0	\$0	\$25,000	\$0	\$25,000	\$0
		Total		-\$514,131	\$3,193,980	\$0	\$0	\$0	\$0	\$2,679,849	\$0	\$2,304,849	\$375,000
2	5589	Region Two Contingency Funds											
		ST_SPOT_SFTY		-\$10,000	\$60,000	\$0	\$0	\$0	\$0	\$50,000	\$0	\$50,000	\$0
		STP_FLX_ST		\$0	\$110,571	\$0	\$0	\$0	\$0	\$110,571	\$103,085	\$7,486	\$0
		ST_SPOT_MNT		\$6,000	\$0	\$0	\$0	\$0	\$0	\$6,000	\$0	\$6,000	\$0
		ST_CONT_R4		\$0	\$28,572	\$0	\$0	\$0	\$0	\$28,572	\$0	\$28,572	\$0
		LOCAL_GOV		-\$20,000	\$75,000	\$0	\$0	\$0	\$0	\$55,000	\$0	\$0	\$55,000
		ST_CONT_R1		\$0	\$28,572	\$0	\$0	\$0	\$0	\$28,572	\$0	\$28,572	\$0
		ST_CONT_PG		\$0	\$28,572	\$0	\$0	\$0	\$0	\$28,572	\$0	\$28,572	\$0
		ST_CONT_R2		\$0	\$2,913,211	\$0	\$0	\$0	\$0	\$2,913,211	\$2,913,211	\$2,913,211	\$2,913,211
		ST_CONT_R3		\$0	\$28,572	\$0	\$0	\$0	\$0	\$28,572	\$0	\$28,572	\$0
		Total		-\$24,000	\$3,273,068	\$0	\$0	\$0	\$0	\$3,249,068	\$3,016,297	\$3,090,983	\$2,968,211
3	5597	Region Three Contingency Funds											
		UTA_FUNDS		\$0	\$5,000	\$0	\$0	\$0	\$0	\$5,000	\$0	\$0	\$5,000
		ST_BARRIER		\$20,000	\$0	\$0	\$0	\$0	\$0	\$20,000	\$0	\$20,000	\$0
		ST_CONT_R3		\$544,797	\$2,547,177	\$0	\$0	\$0	\$0	\$3,091,974	\$0	\$3,091,974	\$0
		STP_URB_P/O		\$50,000	\$0	\$0	\$0	\$0	\$0	\$50,000	\$46,615	\$3,385	\$0
		ST_CONST		\$0	\$160,000	\$0	\$0	\$0	\$0	\$160,000	\$0	\$160,000	\$0
		Total		\$614,797	\$2,712,177	\$0	\$0	\$0	\$0	\$3,326,974	\$46,615	\$3,275,359	\$5,000
4	5591	Region Four Contingency Funds											
		ST_PVMT		\$0	\$125,000	\$0	\$0	\$0	\$0	\$125,000	\$0	\$125,000	\$0
		ST_CONT_R4		\$382,154	\$3,037,911	\$0	\$0	\$0	\$0	\$3,420,065	\$0	\$3,420,065	\$0
		OTHER		\$0	\$140,000	\$0	\$0	\$0	\$0	\$140,000	\$0	\$0	\$140,000
		LOCAL_GOV		\$48,824	\$20,426	\$0	\$0	\$0	\$0	\$69,250	\$0	\$0	\$69,250
		Total		\$430,979	\$3,323,337	\$0	\$0	\$0	\$0	\$3,754,315	\$0	\$3,545,065	\$209,250



DRAFT

DRAFT for Release to FHWA/FTA for Review

UDOT electronic Program Management

Statewide Transportation Improvement Program



STIP 2016-2021

Report Run on: Sep 01, 2015, 10:40 A.M.

epm345_stip_report (Rev 723)

Region	PIN	Program Description	Fund	Prior	2016	2017	2018	2019	CD	Total	Fed Aid	State	Other
Various County Programs													
S	6062	PROGRAMMING DIRECTOR CONTINGENCY FUNDS											
		ST_CONT_PG		\$1,754,966	\$0	\$0	\$0	\$0	\$0	\$1,754,966	\$0	\$1,754,966	\$0
		NHPP_NHS		\$0	\$3,350,000	\$0	\$0	\$0	\$0	\$3,350,000	\$3,123,205	\$226,795	\$0
		ST_PVMT		\$339,709	\$0	\$0	\$0	\$0	\$0	\$339,709	\$0	\$339,709	\$0
		STP_RURAL		\$0	\$1,800,000	\$0	\$0	\$0	\$0	\$1,800,000	\$1,678,140	\$121,860	\$0
		ST_CLS_ADJ		\$99,996	\$0	\$0	\$0	\$0	\$0	\$99,996	\$0	\$99,996	\$0
		LOCAL_GOV		\$900,000	\$0	\$0	\$0	\$0	\$0	\$900,000	\$0	\$0	\$900,000
		STP_FLX_ST		\$0	\$2,789,087	\$0	\$0	\$0	\$0	\$2,789,087	\$2,600,266	\$188,821	\$0
		NHPP_IM		\$0	\$2,000,000	\$0	\$0	\$0	\$0	\$2,000,000	\$1,883,600	\$116,400	\$0
		ER_2010		\$0	\$513,580	\$0	\$0	\$0	\$0	\$513,580	\$478,811	\$34,769	\$0
		Total		\$3,094,671	\$10,452,667	\$0	\$0	\$0	\$0	\$13,547,339	\$9,764,022	\$2,883,317	\$900,000

Transit

The Federal Transit Administration coordinate with the Utah Transportation Department (UDOT), the Utah Transit Authority (UTA), and a couple of smaller transit agencies within the State. UTA and UDOT coordinate with WFRC to program these funds within the Wasatch Front Region.



**DRAFT**

DRAFT for Release to FHWA/FTA for Review

**UDOT electronic Program Management
Statewide Transportation Improvement Program****STIP 2016-2021**

Report Run on: Sep 01, 2015, 10:40 A.M.

epm345_stip_report (Rev 723)

TRANSIT:		2016	2017	2018	2019	CD	Total
Fund CMAQ_MAG							
Program Description TRANSIT - TRAVEL DEMAND MANAGMENT							
UTA; RIDESHARE PROGRAM (MAG) 2016		\$0	\$0	\$194,000	\$0	\$0	\$194,000
UTA MAG PROJECT		Federal Aid	\$0	\$0	\$180,866	\$0	\$180,866
		Match	\$0	\$0	\$13,134	\$0	\$13,134
Fund CMAQ_PM2.5							
Program Description PROVO/OREM URBANIZED AREA							
UTA RIDESHARE - PM 2.5 FUNDS (MAG) 2016		\$203,000	\$193,000	\$0	\$0	\$0	\$396,000
UTA MAG PROJECT		Federal Aid	\$189,257	\$179,934	\$0	\$0	\$369,191
		Match	\$13,743	\$13,066	\$0	\$0	\$26,809
Program Description TRANSIT - UTAH COUNTY SERVICE AREA							
UTA OREM CENTER - PASSENGER AMENITIES 2016		\$218,000	\$0	\$0	\$0	\$0	\$218,000
UTA MAG PROJECT		Federal Aid	\$203,241	\$0	\$0	\$0	\$203,241
		Match	\$14,759	\$0	\$0	\$0	\$14,759
Program Description TRANSIT - VAN ACQUISITION							
UTA; VAN POOL PROGRAM (MAG) 2016		\$0	\$0	\$135,000	\$0	\$0	\$135,000
UTA MAG PROJECT		Federal Aid	\$0	\$0	\$125,861	\$0	\$125,861
		Match	\$0	\$0	\$9,140	\$0	\$9,140
Fund CMAQ_WFRC							
Program Description AIR QUALITY - FTA FUND TRANSFER							
ITS/APTS DEPLOYMENT IN SALT LAKE*		\$0	\$268,154	\$268,154	\$0	\$0	\$536,308
UTA WFRC PROJECT		Federal Aid	\$0	\$250,000	\$0	\$0	\$250,000
		Match	\$0	\$18,154	\$0	\$0	\$18,154
RIDESHARE - WFRC - SALT LAKE AREA*		\$341,879	\$341,879	\$341,879	\$341,879	\$704,580	\$2,072,096
UTA WFRC PROJECT		Federal Aid	\$318,734	\$318,734	\$318,734	\$656,880	\$1,931,815
		Match	\$23,145	\$23,145	\$23,145	\$47,700	\$140,281
RIDESHARE - WFRC OGDEN/LAYTON AREA*		\$168,540	\$168,540	\$168,540	\$168,540	\$337,080	\$1,011,240
UTA WFRC PROJECT		Federal Aid	\$157,130	\$157,130	\$157,130	\$314,260	\$942,779
		Match	\$11,410	\$11,410	\$11,410	\$22,820	\$68,461
VAN LEASE IN SALT LAKE*		\$296,257	\$296,257	\$296,257	\$296,257	\$966,428	\$2,151,456
UTA WFRC PROJECT		Federal Aid	\$276,200	\$276,200	\$276,200	\$901,001	\$2,005,802
		Match	\$20,057	\$20,057	\$20,057	\$65,427	\$145,654
ITS/APTS DEPLOYMENT IN WEBER COUNTY*		\$0	\$461,761	\$461,761	\$0	\$0	\$923,522
WFRC WEBER PROJECT		Federal Aid	\$0	\$430,500	\$0	\$0	\$430,500
		Match	\$0	\$31,261	\$0	\$0	\$31,261
VAN LEASE IN WEBER COUNTY*		\$127,427	\$127,427	\$127,427	\$127,427	\$580,929	\$1,090,637
WFRC WEBER PROJECT		Federal Aid	\$118,800	\$118,800	\$118,800	\$541,600	\$1,016,801
		Match	\$8,627	\$8,627	\$8,627	\$39,329	\$73,836
Program Description SALT LAKE OGDEN URBANIZED AREA							
BUS SERVICE FROM DOWNTOWN OGDEN TO OGDEN VALLEY*		\$0	\$536,308	\$482,677	\$1,027,566	\$509,493	\$2,556,044
UTA WFRC PROJECT		Federal Aid	\$0	\$500,000	\$450,000	\$958,000	\$2,383,000
		Match	\$0	\$36,308	\$32,677	\$34,493	\$173,044
Program Description SALT LAKE URBANIZED AREA							

**DRAFT**

DRAFT for Release to FHWA/FTA for Review

**UDOT electronic Program Management
Statewide Transportation Improvement Program****STIP 2016-2021**

Report Run on: Sep 01, 2015, 10:40 A.M.

epm345_stip_report (Rev 723)

TRANSIT:**Fund CMAQ_WFRC****Program Description** SALT LAKE URBANIZED AREA

CENTRAL GARAGE CONSTRUCTION, INCLUDE CNG FUELING FACILITY - 2016

WFRC UTA PROJECT

Federal Aid

Match

2016	2017	2018	2019	CD	Total
\$0	\$0	\$0	\$0	\$1,018,985	\$1,018,985
\$0	\$0	\$0	\$0	\$950,000	\$950,000
\$0	\$0	\$0	\$0	\$68,985	\$68,985

Fund FTA 5309_FGC**Program Description** PROVO/OREM URBANIZED AREA

PROVO OREM BUS RAPID TRANSIT - CONSTRUCTION (MAG) 2016

UTA MAG PROJECT

Federal Aid

Match

\$141,961,000	\$0	\$0	\$0	\$0	\$141,961,000
\$70,980,500	\$0	\$0	\$0	\$0	\$70,980,500
\$70,980,500	\$0	\$0	\$0	\$0	\$70,980,500

PROVO OREM BUS RAPID TRANSIT - DESIGN / UTILITIES / ROW 2016

UTA MAG PROJECT

Federal Aid

Match

\$8,036,000	\$0	\$0	\$0	\$0	\$8,036,000
\$4,018,000	\$0	\$0	\$0	\$0	\$4,018,000
\$4,018,000	\$0	\$0	\$0	\$0	\$4,018,000

Fund FTASEC_5307**Program Description** LOGAN URBANIZED AREA

IMPROVEMENTS FOR TRANSIT FACILITIES- (CVTD)*

CACHE

Federal Aid

Match

\$200,000	\$200,000	\$200,000	\$200,000	\$400,000	\$1,200,000
\$160,000	\$160,000	\$160,000	\$160,000	\$320,000	\$960,000
\$40,000	\$40,000	\$40,000	\$40,000	\$80,000	\$240,000

PREVENTATIVE MAINTENANCE - TRANSIT (CVTD)*

CACHE

Federal Aid

Match

\$780,000	\$830,000	\$850,000	\$850,000	\$1,750,000	\$5,060,000
\$624,000	\$664,000	\$680,000	\$680,000	\$1,400,000	\$4,048,000
\$156,000	\$166,000	\$170,000	\$170,000	\$350,000	\$1,012,000

REPLACE SUPPORT VEHICLES & EQUIPMENT - (CVTD)*

CACHE

Federal Aid

Match

\$25,000	\$0	\$0	\$0	\$115,000	\$140,000
\$20,000	\$0	\$0	\$0	\$92,000	\$112,000
\$5,000	\$0	\$0	\$0	\$23,000	\$28,000

REPLACEMENT PARA TRANSIT BUSES- (CVTD)*

CACHE

Federal Aid

Match

\$150,000	\$0	\$0	\$480,000	\$170,000	\$800,000
\$120,000	\$0	\$0	\$384,000	\$136,000	\$640,000
\$30,000	\$0	\$0	\$96,000	\$34,000	\$160,000

SECURITY CONTRACTS & EQUIPMENT- (CVTD)*

CACHE

Federal Aid

Match

\$32,000	\$35,000	\$35,000	\$35,000	\$80,000	\$217,000
\$25,600	\$28,000	\$28,000	\$28,000	\$64,000	\$173,600
\$6,400	\$7,000	\$7,000	\$7,000	\$16,000	\$43,400

Program Description OGDEN/LAYTON URBANIZED AREA

UTA PLANNING - OGDEN/LAYTON URBANIZED AREA - 2016

UTA WFRC PROJECT

Federal Aid

Match

\$336,326	\$343,053	\$349,914	\$356,913	\$735,381	\$2,121,586
\$269,061	\$274,442	\$279,931	\$285,530	\$588,305	\$1,697,269
\$67,265	\$68,611	\$69,983	\$71,383	\$147,076	\$424,317

UTA ADA OPERATING ASSISTANCE FOR PARATRANSIT SERVICES - O/L AREA - 2016

WFRC UTA PROJECT

Federal Aid

Match

\$1,593,343	\$1,625,210	\$1,657,714	\$1,690,868	\$3,483,864	\$10,050,998
\$1,274,674	\$1,300,168	\$1,326,171	\$1,352,694	\$2,787,091	\$8,040,798
\$318,669	\$325,042	\$331,543	\$338,174	\$696,773	\$2,010,200

UTA PREVENTIVE MAINTENANCE OF BUSES AND FACILITIES - O/L AREA - 2016

WFRC UTA PROJECT

Federal Aid

Match

\$13,685,091	\$13,958,793	\$14,237,969	\$14,522,729	\$29,923,004	\$86,327,585
\$10,948,073	\$11,167,034	\$11,390,375	\$11,618,183	\$23,938,403	\$69,062,068
\$2,737,018	\$2,791,759	\$2,847,594	\$2,904,546	\$5,984,601	\$17,265,517

UTA SECURITY EQUIPMENT - O/L AREA - 2016

WFRC UTA PROJECT

Federal Aid

Match

\$159,336	\$162,523	\$165,774	\$169,089	\$348,379	\$1,005,100
\$127,469	\$130,018	\$132,619	\$135,271	\$278,703	\$804,080
\$31,867	\$32,505	\$33,155	\$33,818	\$69,676	\$201,020

**DRAFT**

DRAFT for Release to FHWA/FTA for Review

**UDOT electronic Program Management
Statewide Transportation Improvement Program****STIP 2016-2021**

Report Run on: Sep 01, 2015, 10:40 A.M.

epm345_stip_report (Rev 723)

TRANSIT:**Fund FTASEC_5307****Program Description** OGDEN/LAYTON URBANIZED AREA

UTA TRANSIT ENHANCEMENTS - O/L AREA - 2016

WFRC UTA PROJECT

Federal Aid
Match

2016	2017	2018	2019	CD	Total
\$159,336	\$162,523	\$165,774	\$169,089	\$348,379	\$1,005,100
\$127,469	\$130,018	\$132,619	\$135,271	\$278,703	\$804,080
\$31,867	\$32,505	\$33,155	\$33,818	\$69,676	\$201,020

Program Description PROVO/OREM URBANIZED AREA

UTA PLANNING (MAG) - 2016

UTA MAG PROJECT

Federal Aid
Match

\$181,011	\$184,631	\$188,324	\$192,090	\$395,773	\$1,141,829
\$144,809	\$147,705	\$150,659	\$153,672	\$316,618	\$913,463
\$36,202	\$36,926	\$37,665	\$38,418	\$79,155	\$228,366

Program Description SALT LAKE URBANIZED AREA

UTA PLANNING - SALT LAKE / WEST VALLEY URBANIZED AREA - 2016

UTA WFRC PROJECT

Federal Aid
Match

\$672,885	\$686,343	\$700,070	\$714,071	\$1,471,273	\$4,244,641
\$538,308	\$549,074	\$560,056	\$571,257	\$1,177,018	\$3,395,713
\$134,577	\$137,269	\$140,014	\$142,814	\$294,255	\$848,928

UTA ADA OPERATING ASSISTANCE FOR PARATRANSIT SERVICE - SL/ WV AREA - 20
WFRC UTA PROJECTFederal Aid
Match

\$3,187,784	\$3,250,540	\$3,316,571	\$3,382,903	\$6,970,131	\$20,107,929
\$2,550,227	\$2,600,432	\$2,653,257	\$2,706,322	\$5,576,105	\$16,086,343
\$637,557	\$650,108	\$663,314	\$676,581	\$1,394,026	\$4,021,586

UTA PREVENT MAINT OF BUSES, LIGHT RAIL VEHICLES, AND FACILITIES SL/WV ARE/
WFRC UTA PROJECTFederal Aid
Match

\$27,379,619	\$27,927,211	\$28,485,755	\$29,055,471	\$59,865,891	\$172,713,948
\$21,903,695	\$22,341,769	\$22,788,604	\$23,244,377	\$47,892,713	\$138,171,158
\$5,475,924	\$5,585,442	\$5,697,151	\$5,811,094	\$11,973,178	\$34,542,790

UTA SECURITY EQUIPMENT - SALT LAKE/ WEST VALLEY AREA - 2016
WFRC UTA PROJECTFederal Aid
Match

\$318,780	\$325,155	\$331,658	\$338,291	\$697,015	\$2,010,899
\$255,024	\$260,124	\$265,326	\$270,633	\$557,612	\$1,608,719
\$63,756	\$65,031	\$66,332	\$67,658	\$139,403	\$402,180

UTA TRANSIT ENHANCEMENTS - SALT LAKE/ WEST VALLEY AREA - 2016
WFRC UTA PROJECTFederal Aid
Match

\$318,780	\$325,155	\$331,658	\$338,291	\$697,015	\$2,010,899
\$255,024	\$260,124	\$265,326	\$270,633	\$557,612	\$1,608,719
\$63,756	\$65,031	\$66,332	\$67,658	\$139,403	\$402,180

Program Description ST. GEORGE URBANIZED AREA

ENHANCEMENT / PREVENTATIVE MAINTENANCE (DIXIE MPO)*

DIXIE MPO PROJECTS

Federal Aid
Match

\$240,000	\$260,000	\$280,000	\$300,000	\$300,000	\$1,380,000
\$192,000	\$208,000	\$224,000	\$240,000	\$240,000	\$1,104,000
\$48,000	\$52,000	\$56,000	\$60,000	\$60,000	\$276,000

REPLACEMENT BUSES (DIXIE MPO)*
DIXIE MPO PROJECTSFederal Aid
Match

\$410,000	\$426,000	\$443,456	\$461,194	\$479,642	\$2,220,292
\$328,000	\$340,800	\$354,765	\$368,955	\$383,714	\$1,776,234
\$82,000	\$85,200	\$88,691	\$92,239	\$95,928	\$444,058

Program Description TRANSIT - NEW SERVICE

INTERMODAL TRANSIT CENTER IMPROVEMENTS- (CVTD)*

CACHE

Federal Aid
Match

\$60,000	\$0	\$60,000	\$0	\$0	\$120,000
\$48,000	\$0	\$48,000	\$0	\$0	\$96,000
\$12,000	\$0	\$12,000	\$0	\$0	\$24,000

TRANSIT PLANNING; SHORT RANGE TRANSIT PLAN- (CVTD)*

CACHE

Federal Aid
Match

\$0	\$232,000	\$0	\$0	\$0	\$232,000
\$0	\$185,600	\$0	\$0	\$0	\$185,600
\$0	\$46,400	\$0	\$0	\$0	\$46,400

EXPANSION BUSES - (DIXIE DMPO)*
DIXIE MPO PROJECTSFederal Aid
Match

\$820,000	\$852,000	\$886,912	\$922,388	\$959,284	\$4,440,584
\$656,000	\$681,600	\$709,530	\$737,910	\$767,427	\$3,552,467
\$164,000	\$170,400	\$177,382	\$184,478	\$191,857	\$888,117

Program Description TRANSIT - UTAH COUNTY SERVICE AREA

**DRAFT**

DRAFT for Release to FHWA/FTA for Review

**UDOT electronic Program Management
Statewide Transportation Improvement Program****STIP 2016-2021**

Report Run on: Sep 01, 2015, 10:40 A.M.

epm345_stip_report (Rev 723)

TRANSIT:**Fund FTASEC_5307****Program Description** TRANSIT - UTAH COUNTY SERVICE AREA

UTA ADA OPERATING ASSISTANCE FOR PARATRANSIT SERVICE (MAG) 2016

UTA MAG PROJECT	Federal Aid	\$1,071,918	\$1,093,356	\$1,115,223	\$1,137,528	\$2,343,761	\$6,761,785
	Match	\$857,534	\$874,685	\$892,178	\$910,022	\$1,875,009	\$5,409,428
		\$214,384	\$218,671	\$223,045	\$227,506	\$468,752	\$1,352,357

UTA PREVENTATIVE MAINTENANCE (MAG) 2016

UTA MAG PROJECT	Federal Aid	\$9,206,614	\$9,390,746	\$9,578,561	\$9,770,133	\$20,130,381	\$58,076,435
	Match	\$7,365,291	\$7,512,597	\$7,662,849	\$7,816,106	\$16,104,305	\$46,461,148
		\$1,841,323	\$1,878,149	\$1,915,712	\$1,954,027	\$4,026,076	\$11,615,287

UTA SECURITY EQUIPMENT (MAG) 2016

UTA MAG PROJECT	Federal Aid	\$107,191	\$109,335	\$111,521	\$113,753	\$234,375	\$676,175
	Match	\$85,753	\$87,468	\$89,217	\$91,002	\$187,500	\$540,940
		\$21,438	\$21,867	\$22,304	\$22,751	\$46,875	\$135,235

UTA TRANSIT ENHANCEMENTS (MAG) 2016

UTA MAG PROJECT	Federal Aid	\$107,191	\$109,335	\$111,521	\$113,753	\$234,375	\$676,175
	Match	\$85,753	\$87,468	\$89,217	\$91,002	\$187,500	\$540,940
		\$21,438	\$21,867	\$22,304	\$22,751	\$46,875	\$135,235

Fund FTASEC_5309**Program Description** NON URBANIZED AREA

2 - 35' HYBRID ELECTRIC BUSES (PARK CITY)*

PARK CITY	Federal Aid	\$0	\$0	\$1,120,000	\$0	\$0	\$1,120,000
	Match	\$0	\$0	\$896,000	\$0	\$0	\$896,000
		\$0	\$0	\$224,000	\$0	\$0	\$224,000

Program Description PROVO/OREM URBANIZED AREA

UTA - TRANSIT ORIENTATED DEVELOPMENT (TOD) PROJECTS 2016

UTA MAG PROJECT	Federal Aid	\$0	\$2,000,000	\$2,000,000	\$0	\$0	\$4,000,000
	Match	\$0	\$1,600,000	\$1,600,000	\$0	\$0	\$3,200,000
		\$0	\$400,000	\$400,000	\$0	\$0	\$800,000

Program Description SALT LAKE OGDEN URBANIZED AREA

UTA ITS / APTS DEPLOYMENT - BUS - 2016

WFRC UTA PROJECT	Federal Aid	\$0	\$0	\$0	\$0	\$5,000,000	\$5,000,000
	Match	\$0	\$0	\$0	\$0	\$4,000,000	\$4,000,000
		\$0	\$0	\$0	\$0	\$1,000,000	\$1,000,000

Program Description SALT LAKE/OGDEN/LAYTON URBANIZED AREA

UTA TRANSIT ORIENTED DEVELOPMENT PROJECTS - 2016

UTA WFRC PROJECT	Federal Aid	\$0	\$0	\$0	\$2,500,000	\$5,000,000	\$7,500,000
	Match	\$0	\$0	\$0	\$2,000,000	\$4,000,000	\$6,000,000
		\$0	\$0	\$0	\$500,000	\$1,000,000	\$1,500,000

UTA PARK AND RIDE LOT PROPERTY ACQUISITION,DESIGN AND CONSTRUCT - 2016

WFRC UTA PROJECT	Federal Aid	\$0	\$0	\$0	\$0	\$5,800,000	\$5,800,000
	Match	\$0	\$0	\$0	\$0	\$4,640,000	\$4,640,000
		\$0	\$0	\$0	\$0	\$1,160,000	\$1,160,000

Program Description TRANSIT - NEW SERVICE

PCMR TRANSIT CENTER (PARK CITY)*

PARK CITY	Federal Aid	\$0	\$4,000,000	\$0	\$0	\$0	\$4,000,000
	Match	\$0	\$3,200,000	\$0	\$0	\$0	\$3,200,000
		\$0	\$800,000	\$0	\$0	\$0	\$800,000

Fund FTASEC_5310**Program Description** OGDEN/LAYTON URBANIZED AREA

UTA ENHANCED MOBILITY OF SENIORS & INDIVIDUALS WITH DISABILITIES - O/L AR

UTA WFRC PROJECT	Federal Aid	\$444,745	\$453,640	\$462,713	\$471,968	\$972,441	\$2,805,506
	Match	\$355,796	\$362,912	\$370,170	\$377,574	\$777,953	\$2,244,405
		\$88,949	\$90,728	\$92,543	\$94,394	\$194,488	\$561,101

Program Description PROVO/OREM URBANIZED AREA

**DRAFT**

DRAFT for Release to FHWA/FTA for Review

**UDOT electronic Program Management
Statewide Transportation Improvement Program****STIP 2016-2021**

Report Run on: Sep 01, 2015, 10:40 A.M.

epm345_stip_report (Rev 723)

TRANSIT:**Fund FTASEC_5310****Program Description** PROVO/OREM URBANIZED AREA

UTA ENHANCED MOBILITY OF SENIORS & INDIVIDUALS WITH DISABILITIES - PROVO/		\$535,914	\$307,225	\$313,370	\$0	\$645,668	\$1,802,177
UTA MAG PROJECT	Federal Aid	\$428,731	\$245,780	\$250,696	\$0	\$516,534	\$1,441,742
	Match	\$107,183	\$61,445	\$62,674	\$0	\$129,134	\$360,435

Program Description SALT LAKE URBANIZED AREA

UTA ENHANCED MOBILITY OF SENIORS & INDIVIDUALS WITH DISABILITIES - SL ARE		\$803,743	\$819,818	\$836,214	\$852,939	\$1,757,395	\$5,070,108
UTA WFRFC PROJECT	Federal Aid	\$642,994	\$655,854	\$668,971	\$682,351	\$1,405,916	\$4,056,086
	Match	\$160,749	\$163,964	\$167,243	\$170,588	\$351,479	\$1,014,022

Fund FTASEC_5320**Program Description** TRANSIT - NEW SERVICE

6 BUSES FOR & IMPROVEMENTS/REPAIRS TO CANYON PARK N RIDE LOT		\$2,661,040	\$0	\$0	\$0	\$0	\$2,661,040
WFRFC UTA PROJECT	Federal Aid	\$2,128,832	\$0	\$0	\$0	\$0	\$2,128,832
	Match	\$532,208	\$0	\$0	\$0	\$0	\$532,208

Fund FTASEC_5337**Program Description** PROVO/OREM URBANIZED AREA

UTA HIGH INTENSITY FIXED GUIDEWAY & MOTOR BUS STATE OF GOOD REPAIR (MAC		\$0	\$0	\$0	\$0	\$13,218,405	\$13,218,405
UTA MAG PROJECT	Federal Aid	\$0	\$0	\$0	\$0	\$10,574,724	\$10,574,724
	Match	\$0	\$0	\$0	\$0	\$2,643,681	\$2,643,681

Program Description SALT LAKE/OGDEN/LAYTON URBANIZED AREA

UTA HIGH INTENSITY FIXED GUIDEWAY & MOTOR BUS STATE OF GOOD REPAIR (SLA		\$8,743,611	\$21,733,466	\$22,088,900	\$22,450,331	\$70,899,758	\$145,916,066
UTA WFRFC PROJECT	Federal Aid	\$6,994,889	\$17,386,773	\$17,671,120	\$17,960,265	\$56,719,806	\$116,732,853
	Match	\$1,748,722	\$4,346,693	\$4,417,780	\$4,490,066	\$14,179,952	\$29,183,213

STATE OF GOOD REPAIR PROGRAM - HIGH INTENSITY FIXED GUIDEWAY		\$9,927,670	\$10,440,014	\$24,345,165	\$24,685,998	\$57,914,863	\$127,313,709
WFRFC UTA PROJECT	Federal Aid	\$7,942,136	\$8,352,011	\$19,476,132	\$19,748,798	\$46,331,890	\$101,850,967
	Match	\$1,985,534	\$2,088,003	\$4,869,033	\$4,937,200	\$11,582,973	\$25,462,742

Fund FTASEC_5339**Program Description** LOGAN URBANIZED AREA

FACILITY EXPANSION - (CVTD)*		\$0	\$3,000,000	\$500,000	\$5,000,000	\$5,000,000	\$13,500,000
CACHE	Federal Aid	\$0	\$2,400,000	\$400,000	\$4,000,000	\$4,000,000	\$10,800,000
	Match	\$0	\$600,000	\$100,000	\$1,000,000	\$1,000,000	\$2,700,000

REPLACEMENT FIXED ROUTE BUSES - (CVTD)*		\$2,000,000	\$840,000	\$0	\$1,380,000	\$2,460,000	\$6,680,000
CACHE	Federal Aid	\$1,600,000	\$672,000	\$0	\$1,104,000	\$1,968,000	\$5,344,000
	Match	\$400,000	\$168,000	\$0	\$276,000	\$492,000	\$1,336,000

Program Description NON URBANIZED AREA

4 - 35' REPLACEMENT BUSES (PARK CITY)*		\$0	\$2,849,820	\$0	\$0	\$0	\$2,849,820
PARK CITY	Federal Aid	\$0	\$2,279,856	\$0	\$0	\$0	\$2,279,856
	Match	\$0	\$569,964	\$0	\$0	\$0	\$569,964

PARK AND RIDE FACILITIES (PARK CITY)*		\$0	\$2,500,000	\$2,500,000	\$2,400,000	\$1,250,000	\$8,650,000
PARK CITY	Federal Aid	\$0	\$2,000,000	\$2,000,000	\$1,920,000	\$1,000,000	\$6,920,000
	Match	\$0	\$500,000	\$500,000	\$480,000	\$250,000	\$1,730,000

Program Description SALT LAKE URBANIZED AREA

SLC DOWNTOWN STREETCAR ALTERNATIVES ANALYSIS		\$587,500	\$0	\$0	\$0	\$0	\$587,500
WFRFC UTA PROJECT	Federal Aid	\$470,000	\$0	\$0	\$0	\$0	\$470,000
	Match	\$117,500	\$0	\$0	\$0	\$0	\$117,500

Program Description SALT LAKE/OGDEN/LAYTON URBANIZED AREA



DRAFT

DRAFT for Release to FHWA/FTA for Review

UDOT electronic Program Management Statewide Transportation Improvement Program



STIP 2016-2021

Report Run on: Sep 01, 2015, 10:40 A.M.

epm345_stip_report (Rev 723)

TRANSIT:

Fund FTASEC_5339

Program Description SALT LAKE/OGDEN/LAYTON URBANIZED AREA

CENTRAL GARAGE CONSTRUCTION, INCLUDE CNG FUELING FACILITY - 2016

UTA WFRC PROJECT	Federal Aid	\$3,998,021	\$4,077,983	\$4,077,983	\$4,159,543	\$8,402,275	\$24,715,804
	Match	\$3,198,417	\$3,262,386	\$3,262,386	\$3,327,634	\$6,721,820	\$19,772,643
		\$799,604	\$815,597	\$815,597	\$831,909	\$1,680,455	\$4,943,161

Program Description ST. GEORGE URBANIZED AREA

BUS FACILITIES (DIXIE MPO)*

DIXIE MPO PROJECTS	Federal Aid	\$200,000	\$2,200,000	\$200,000	\$200,000	\$200,000	\$3,000,000
	Match	\$160,000	\$1,760,000	\$160,000	\$160,000	\$160,000	\$2,400,000
		\$40,000	\$440,000	\$40,000	\$40,000	\$40,000	\$600,000

EXPANSION BUSES (DIXIE MPO)*

DIXIE MPO PROJECTS	Federal Aid	\$820,000	\$0	\$886,912	\$922,388	\$959,284	\$3,588,584
	Match	\$656,000	\$0	\$709,530	\$737,910	\$767,427	\$2,870,867
		\$164,000	\$0	\$177,382	\$184,478	\$191,857	\$717,717

REPLACEMENT BUSES - (DIXIE MPO)*

DIXIE MPO PROJECTS	Federal Aid	\$410,000	\$0	\$443,456	\$461,194	\$478,642	\$1,793,292
	Match	\$328,000	\$0	\$354,765	\$368,955	\$382,914	\$1,434,634
		\$82,000	\$0	\$88,691	\$92,239	\$95,728	\$358,658

Fund FTA_5307_50%

Program Description LOGAN URBANIZED AREA

OPERATING ASSISTANCE - (CVTD)*

CACHE	Federal Aid	\$2,000,000	\$2,000,000	\$2,400,000	\$2,400,000	\$5,400,000	\$14,200,000
	Match	\$1,000,000	\$1,000,000	\$1,200,000	\$1,200,000	\$2,700,000	\$7,100,000
		\$1,000,000	\$1,000,000	\$1,200,000	\$1,200,000	\$2,700,000	\$7,100,000

Program Description ST. GEORGE URBANIZED AREA

OPERATING ASSISTANCE (DIXIE MPO)*

DIXIE MPO PROJECTS	Federal Aid	\$1,160,000	\$1,200,000	\$1,240,000	\$1,280,000	\$1,280,000	\$6,160,000
	Match	\$580,000	\$600,000	\$620,000	\$640,000	\$640,000	\$3,080,000
		\$580,000	\$600,000	\$620,000	\$640,000	\$640,000	\$3,080,000

Fund FTA_5310_50

Program Description RURAL PUBLIC TRANSIT PROGRAM

BEAR RIVER AOG; OPERATING/VOUCHERS (RURAL)*

UTAH DEPT. OF TRANSPORTATION	Federal Aid	\$10,000	\$0	\$10,000	\$0	\$0	\$20,000
	Match	\$5,000	\$0	\$5,000	\$0	\$0	\$10,000
		\$5,000	\$0	\$5,000	\$0	\$0	\$10,000

BEAR RIVER AOG; OPERATING/VOUCHERS (SMALL URBAN)*

UTAH DEPT. OF TRANSPORTATION	Federal Aid	\$0	\$10,000	\$0	\$0	\$0	\$10,000
	Match	\$0	\$5,000	\$0	\$0	\$0	\$5,000
		\$0	\$5,000	\$0	\$0	\$0	\$5,000

CACHE EMPLOYMENT TRAINING CNTR: OPERATING (RURAL)*

UTAH DEPT. OF TRANSPORTATION	Federal Aid	\$0	\$140,810	\$67,630	\$0	\$0	\$208,440
	Match	\$0	\$70,405	\$33,815	\$0	\$0	\$104,220
		\$0	\$70,405	\$33,815	\$0	\$0	\$104,220

CACHE EMPLOYMENT TRAINING CNTR: OPERATING (SMALL URBAN)*

UTAH DEPT. OF TRANSPORTATION	Federal Aid	\$128,500	\$141,552	\$210,258	\$0	\$0	\$480,310
	Match	\$64,250	\$70,776	\$105,129	\$0	\$0	\$240,155
		\$64,250	\$70,776	\$105,129	\$0	\$0	\$240,155

TOOELE COUNTY; OPERATING (RURAL)*

UTAH DEPT. OF TRANSPORTATION	Federal Aid	\$16,850	\$0	\$0	\$0	\$0	\$16,850
	Match	\$8,425	\$0	\$0	\$0	\$0	\$8,425
		\$8,425	\$0	\$0	\$0	\$0	\$8,425

UBAOG; OPERATING (RURAL)*

UTAH DEPT. OF TRANSPORTATION	Federal Aid	\$0	\$10,800	\$8,000	\$0	\$0	\$18,800
	Match	\$0	\$5,400	\$4,000	\$0	\$0	\$9,400
		\$0	\$5,400	\$4,000	\$0	\$0	\$9,400

**DRAFT**

DRAFT for Release to FHWA/FTA for Review

**UDOT electronic Program Management
Statewide Transportation Improvement Program****STIP 2016-2021**

Report Run on: Sep 01, 2015, 10:40 A.M.

epm345_stip_report (Rev 723)

TRANSIT:**Fund FTA_5310_80****Program Description** RURAL PUBLIC TRANSIT PROGRAM

		2016	2017	2018	2019	CD	Total
BEAR RIVER AOG; MOBILITY MANAGEMENT (RURAL)*		\$30,000	\$15,000	\$15,000	\$0	\$0	\$60,000
UTAH DEPT. OF TRANSPORTATION	Federal Aid	\$24,000	\$12,000	\$12,000	\$0	\$0	\$48,000
	Match	\$6,000	\$3,000	\$3,000	\$0	\$0	\$12,000
BEAR RIVER AOG; MOBILITY MANAGEMENT (SMALL URBAN)*		\$29,411	\$45,000	\$45,000	\$0	\$0	\$119,411
UTAH DEPT. OF TRANSPORTATION	Federal Aid	\$23,529	\$36,000	\$36,000	\$0	\$0	\$95,529
	Match	\$5,882	\$9,000	\$9,000	\$0	\$0	\$23,882
CACHE EMPLOYMENT TRAINING CNTR: 25' ADA BUS REPLACEMENT (RURAL)*		\$41,688	\$57,813	\$0	\$0	\$0	\$99,500
UTAH DEPT. OF TRANSPORTATION	Federal Aid	\$33,350	\$46,250	\$0	\$0	\$0	\$79,600
	Match	\$8,338	\$11,563	\$0	\$0	\$0	\$19,900
CACHE EMPLOYMENT TRAINING CNTR: 25' ADA BUS REPLACEMENT (SMALL URBAN)*		\$41,688	\$64,191	\$77,500	\$0	\$0	\$183,379
UTAH DEPT. OF TRANSPORTATION	Federal Aid	\$33,350	\$51,353	\$62,000	\$0	\$0	\$146,703
	Match	\$8,338	\$12,838	\$15,500	\$0	\$0	\$36,676
COMMON GROUND; 22' ADA BUS REPLACEMENT (SMALL URBAN)*		\$0	\$62,500	\$0	\$0	\$0	\$62,500
UTAH DEPT. OF TRANSPORTATION	Federal Aid	\$0	\$50,000	\$0	\$0	\$0	\$50,000
	Match	\$0	\$12,500	\$0	\$0	\$0	\$12,500
FIVE COUNTY AOG: MOBILITY MNGT (RURAL)*		\$30,279	\$30,279	\$17,779	\$0	\$0	\$78,336
UTAH DEPT. OF TRANSPORTATION	Federal Aid	\$24,223	\$24,223	\$14,223	\$0	\$0	\$62,669
	Match	\$6,056	\$6,056	\$3,556	\$0	\$0	\$15,667
FIVE COUNTY AOG: MOBILITY MNGT (SMALL URBAN)*		\$30,279	\$30,279	\$42,779	\$0	\$0	\$103,336
UTAH DEPT. OF TRANSPORTATION	Federal Aid	\$24,223	\$24,223	\$34,223	\$0	\$0	\$82,669
	Match	\$6,056	\$6,056	\$8,556	\$0	\$0	\$20,667
KANE CO. SENIORS: 22' ADA BUS REPLACEMENT (RURAL)*		\$58,438	\$0	\$0	\$0	\$0	\$58,438
UTAH DEPT. OF TRANSPORTATION	Federal Aid	\$46,750	\$0	\$0	\$0	\$0	\$46,750
	Match	\$11,688	\$0	\$0	\$0	\$0	\$11,688
TOOELE COUNTY; 22' ADA BUS REPLACEMENT (RURAL)*		\$51,848	\$0	\$0	\$0	\$0	\$51,848
UTAH DEPT. OF TRANSPORTATION	Federal Aid	\$41,478	\$0	\$0	\$0	\$0	\$41,478
	Match	\$10,370	\$0	\$0	\$0	\$0	\$10,370
TOOELE COUNTY; 22' ADA BUS REPLACEMENT*		\$51,848	\$0	\$0	\$0	\$0	\$51,848
UTAH DEPT. OF TRANSPORTATION	Federal Aid	\$41,478	\$0	\$0	\$0	\$0	\$41,478
	Match	\$10,370	\$0	\$0	\$0	\$0	\$10,370
TURN COMMUNITY SERVICES; 22' ADA BUS REPLACEMENT (RURAL)*		\$15,065	\$0	\$0	\$0	\$0	\$15,065
UTAH DEPT. OF TRANSPORTATION	Federal Aid	\$12,052	\$0	\$0	\$0	\$0	\$12,052
	Match	\$3,013	\$0	\$0	\$0	\$0	\$3,013
TURN COMMUNITY SERVICES; 22' ADA BUS REPLACEMENT (SMALL URBAN)*		\$115,000	\$0	\$115,000	\$0	\$0	\$230,000
UTAH DEPT. OF TRANSPORTATION	Federal Aid	\$92,000	\$0	\$92,000	\$0	\$0	\$184,000
	Match	\$23,000	\$0	\$23,000	\$0	\$0	\$46,000
UBAOG; MOBILITY MANAGEMENT (RURAL)*		\$0	\$47,250	\$43,800	\$0	\$0	\$91,050
UTAH DEPT. OF TRANSPORTATION	Federal Aid	\$0	\$37,800	\$35,040	\$0	\$0	\$72,840
	Match	\$0	\$9,450	\$8,760	\$0	\$0	\$18,210

**DRAFT**

DRAFT for Release to FHWA/FTA for Review

**UDOT electronic Program Management
Statewide Transportation Improvement Program****STIP 2016-2021**

Report Run on: Sep 01, 2015, 10:40 A.M.

epm345_stip_report (Rev 723)

TRANSIT:**Fund FTA_5311_100****Program Description** RURAL PUBLIC TRANSIT PROGRAM

		2016	2017	2018	2019	CD	Total
ADMINISTRATION (UDOT)		\$624,991	\$631,240	\$637,552	\$643,977	\$1,351,582	\$3,889,342
UTAH DEPT. OF TRANSPORTATION	Federal Aid	\$624,991	\$631,240	\$637,552	\$643,977	\$1,351,582	\$3,889,342
	Match	\$0	\$0	\$0	\$0	\$0	\$0

Fund FTA_5311_50%**Program Description** RURAL PUBLIC TRANSIT PROGRAM

CACHE EMPLOYMENT TRAINING CNTR: OPERATING*		\$0	\$60,052	\$66,052	\$66,052	\$0	\$192,156
UTAH DEPT. OF TRANSPORTATION	Federal Aid	\$0	\$30,026	\$33,026	\$33,026	\$0	\$96,078
	Match	\$0	\$30,026	\$33,026	\$33,026	\$0	\$96,078

CACHE VALLEY TRANSIT: OPERATING*		\$341,380	\$341,380	\$341,380	\$341,380	\$341,380	\$1,706,900
UTAH DEPT. OF TRANSPORTATION	Federal Aid	\$170,690	\$170,690	\$170,690	\$170,690	\$170,690	\$853,450
	Match	\$170,690	\$170,690	\$170,690	\$170,690	\$170,690	\$853,450

CEDAR CITY CORPORATION: OPERATING*		\$211,420	\$211,420	\$211,420	\$211,420	\$211,420	\$1,057,100
UTAH DEPT. OF TRANSPORTATION	Federal Aid	\$105,710	\$105,710	\$105,710	\$105,710	\$105,710	\$528,550
	Match	\$105,710	\$105,710	\$105,710	\$105,710	\$105,710	\$528,550

ELEVATED TRANSIT (ICB) - OPERATING*		\$1,198,278	\$1,198,276	\$1,198,276	\$1,198,276	\$1,198,276	\$5,991,382
UTAH DEPT. OF TRANSPORTATION	Federal Aid	\$599,139	\$599,138	\$599,138	\$599,138	\$599,138	\$2,995,691
	Match	\$599,139	\$599,138	\$599,138	\$599,138	\$599,138	\$2,995,691

FIVE COUNTY AOG - CAPITAL (RURAL)*		\$25,000	\$0	\$0	\$0	\$0	\$25,000
UTAH DEPT. OF TRANSPORTATION	Federal Aid	\$12,500	\$0	\$0	\$0	\$0	\$12,500
	Match	\$12,500	\$0	\$0	\$0	\$0	\$12,500

PARK CITY TRANSIT: OPERATING*		\$3,962,284	\$3,962,284	\$3,962,284	\$3,962,284	\$3,962,284	\$19,811,420
UTAH DEPT. OF TRANSPORTATION	Federal Aid	\$1,981,142	\$1,981,142	\$1,981,142	\$1,981,142	\$1,981,142	\$9,905,710
	Match	\$1,981,142	\$1,981,142	\$1,981,142	\$1,981,142	\$1,981,142	\$9,905,710

UINTAH BASIN AOG: OPERATING*		\$308,050	\$308,050	\$308,050	\$308,050	\$308,050	\$1,540,250
UTAH DEPT. OF TRANSPORTATION	Federal Aid	\$154,025	\$154,025	\$154,025	\$154,025	\$154,025	\$770,125
	Match	\$154,025	\$154,025	\$154,025	\$154,025	\$154,025	\$770,125

Program Description TRANSIT - RURAL

GREYHOUND: (ICB) OPERATING*		\$676,700	\$676,700	\$676,700	\$676,700	\$676,700	\$3,383,500
UTAH DEPT. OF TRANSPORTATION	Federal Aid	\$338,350	\$338,350	\$338,350	\$338,350	\$338,350	\$1,691,750
	Match	\$338,350	\$338,350	\$338,350	\$338,350	\$338,350	\$1,691,750

Fund FTA_5311_80**Program Description** NON URBANIZED AREA

INTELLIGENT TRANSPORTATION SYSTEMS*		\$0	\$500,000	\$0	\$0	\$0	\$500,000
PARK CITY	Federal Aid	\$0	\$400,000	\$0	\$0	\$0	\$400,000
	Match	\$0	\$100,000	\$0	\$0	\$0	\$100,000

Program Description RURAL PUBLIC TRANSIT PROGRAM

CACHE VALLEY TRANSIT - BUSES/CONSTRUCTION (RURAL)*		\$0	\$0	\$0	\$0	\$2,217,043	\$2,217,043
UTAH DEPT. OF TRANSPORTATION	Federal Aid	\$0	\$0	\$0	\$0	\$1,773,634	\$1,773,634
	Match	\$0	\$0	\$0	\$0	\$443,409	\$443,409

CACHE VALLEY TRANSIT; ADMINISTRATION*		\$221,000	\$222,585	\$222,585	\$222,585	\$445,680	\$1,334,435
UTAH DEPT. OF TRANSPORTATION	Federal Aid	\$176,800	\$178,068	\$178,068	\$178,068	\$356,544	\$1,067,548
	Match	\$44,200	\$44,517	\$44,517	\$44,517	\$89,136	\$266,887



DRAFT

DRAFT for Release to FHWA/FTA for Review

UDOT electronic Program Management Statewide Transportation Improvement Program



STIP 2016-2021

Report Run on: Sep 01, 2015, 10:40 A.M.

epm345_stip_report (Rev 723)

TRANSIT:

Fund FTA_5311_80

Program Description RURAL PUBLIC TRANSIT PROGRAM

		2016	2017	2018	2019	CD	Total
CEDAR CITY CORPORATION - CONSTRUCTION*		\$0	\$257,500	\$0	\$0	\$0	\$257,500
UTAH DEPT. OF TRANSPORTATION	Federal Aid	\$0	\$206,000	\$0	\$0	\$0	\$206,000
	Match	\$0	\$51,500	\$0	\$0	\$0	\$51,500
CEDAR CITY CORPORATION - PROJECT ADMIN*		\$66,915	\$66,915	\$66,500	\$66,500	\$66,500	\$333,330
UTAH DEPT. OF TRANSPORTATION	Federal Aid	\$53,532	\$53,532	\$53,200	\$53,200	\$53,200	\$266,664
	Match	\$13,383	\$13,383	\$13,300	\$13,300	\$13,300	\$66,666
CEDAR CITY CORPORATION: BUS (RURAL)*		\$0	\$0	\$68,750	\$0	\$0	\$68,750
UTAH DEPT. OF TRANSPORTATION	Federal Aid	\$0	\$0	\$55,000	\$0	\$0	\$55,000
	Match	\$0	\$0	\$13,750	\$0	\$0	\$13,750
FIVE COUNTY AOG; MOBILITY MNGT*		\$20,186	\$20,186	\$20,186	\$20,186	\$0	\$80,745
UTAH DEPT. OF TRANSPORTATION	Federal Aid	\$16,149	\$16,149	\$16,149	\$16,149	\$0	\$64,596
	Match	\$4,037	\$4,037	\$4,037	\$4,037	\$0	\$16,149
PARK CITY TRANSIT - BUSES/EQUIPMENT (RURAL AREAS)*		\$2,180,816	\$1,901,409	\$2,086,824	\$2,155,574	\$0	\$8,324,623
UTAH DEPT. OF TRANSPORTATION	Federal Aid	\$1,744,653	\$1,521,127	\$1,669,459	\$1,724,459	\$0	\$6,659,698
	Match	\$436,163	\$380,282	\$417,365	\$431,115	\$0	\$1,664,925
PARK CITY TRANSIT - PROJECT ADMIN*		\$115,887	\$115,887	\$115,887	\$115,887	\$92,710	\$556,258
UTAH DEPT. OF TRANSPORTATION	Federal Aid	\$92,710	\$92,710	\$92,710	\$92,710	\$74,168	\$445,006
	Match	\$23,177	\$23,177	\$23,177	\$23,177	\$18,542	\$111,252
UBAOG; MOBILITY MANAGEMENT (RURAL AREAS)*		\$0	\$0	\$0	\$0	\$250,000	\$250,000
UTAH DEPT. OF TRANSPORTATION	Federal Aid	\$0	\$0	\$0	\$0	\$200,000	\$200,000
	Match	\$0	\$0	\$0	\$0	\$50,000	\$50,000
UINTAH BASIN AOG: PROJECT ADMINISTRATION*		\$222,200	\$222,200	\$222,200	\$222,200	\$222,200	\$1,111,000
UTAH DEPT. OF TRANSPORTATION	Federal Aid	\$177,760	\$177,760	\$177,760	\$177,760	\$177,760	\$888,800
	Match	\$44,440	\$44,440	\$44,440	\$44,440	\$44,440	\$222,200

Fund FTA_5339_80

Program Description NON URBANIZED AREA

4 - 40' COMMUTER BUSES (PARK CITY)*		\$0	\$0	\$1,800,000	\$0	\$1,200,000	\$3,000,000
PARK CITY	Federal Aid	\$0	\$0	\$1,440,000	\$0	\$960,000	\$2,400,000
	Match	\$0	\$0	\$360,000	\$0	\$240,000	\$600,000
BUS SHELTERS (PARK CITY)*		\$500,000	\$0	\$0	\$0	\$0	\$500,000
PARK CITY	Federal Aid	\$400,000	\$0	\$0	\$0	\$0	\$400,000
	Match	\$100,000	\$0	\$0	\$0	\$0	\$100,000

Program Description RURAL PUBLIC TRANSIT PROGRAM

CACHE VALLEY TRANSIT: BUSES/CONSTRUCTION (SMALL URBAN)*		\$0	\$398,543	\$398,543	\$398,543	\$398,543	\$1,594,170
UTAH DEPT. OF TRANSPORTATION	Federal Aid	\$0	\$318,834	\$318,834	\$318,834	\$318,834	\$1,275,336
	Match	\$0	\$79,709	\$79,709	\$79,709	\$79,709	\$318,834
PARK CITY TRANSIT - BUSES/EQUIPMENT (SMALL URBAN & RURAL)*		\$0	\$1,562,500	\$1,562,500	\$1,156,250	\$1,156,250	\$5,437,500
UTAH DEPT. OF TRANSPORTATION	Federal Aid	\$0	\$1,250,000	\$1,250,000	\$925,000	\$925,000	\$4,350,000
	Match	\$0	\$312,500	\$312,500	\$231,250	\$231,250	\$1,087,500

**DRAFT**

DRAFT for Release to FHWA/FTA for Review

**UDOT electronic Program Management
Statewide Transportation Improvement Program****STIP 2016-2021**

Report Run on: Sep 01, 2015, 10:40 A.M.

epm345_stip_report (Rev 723)

TRANSIT:**Fund FTA_5339_80****Program Description** RURAL PUBLIC TRANSIT PROGRAM

UINTAH BASIN AOG - BUSES (SMALL URBAN & RURAL)*		\$0	\$0	\$0	\$406,250	\$406,250	\$812,500
UTAH DEPT. OF TRANSPORTATION	Federal Aid	\$0	\$0	\$0	\$325,000	\$325,000	\$650,000
	Match	\$0	\$0	\$0	\$81,250	\$81,250	\$162,500

Program Description TRANSIT - NEW SERVICE

5 SUPPORT VEHICLES (PARK CITY)*		\$0	\$0	\$3,150,000	\$0	\$0	\$3,150,000
PARK CITY	Federal Aid	\$0	\$0	\$2,520,000	\$0	\$0	\$2,520,000
	Match	\$0	\$0	\$630,000	\$0	\$0	\$630,000

Fund FTA_ILL**Program Description** SALT LAKE OGDEN URBANIZED AREA

OGDEN INTERMODAL TERMINAL TO WEBER STATE UNIVERSITY CORRIDOR - 2016		\$0	\$0	\$0	\$0	\$93,750,000	\$93,750,000
WFRG UTA PROJECT	Federal Aid	\$0	\$0	\$0	\$0	\$75,000,000	\$75,000,000
	Match	\$0	\$0	\$0	\$0	\$18,750,000	\$18,750,000

Program Description SALT LAKE/OGDEN/LAYTON URBANIZED AREA

ELECTRIC CHARGING STATIONS AT TWO PARK AND RIDE LOTS - 2016		\$62,500	\$0	\$0	\$0	\$250,000	\$312,500
UTA WFRG PROJECT	Federal Aid	\$50,000	\$0	\$0	\$0	\$200,000	\$250,000
	Match	\$12,500	\$0	\$0	\$0	\$50,000	\$62,500

MOUNTAIN VIEW CORRIDOR (5600 WEST BRT PROJECT) - 2016		\$25,000,000	\$0	\$7,500,000	\$75,000,000	\$59,500,000	\$167,000,000
UTA WFRG PROJECT	Federal Aid	\$20,000,000	\$0	\$6,000,000	\$60,000,000	\$47,600,000	\$133,600,000
	Match	\$5,000,000	\$0	\$1,500,000	\$15,000,000	\$11,900,000	\$33,400,000

SUGARHOUSE STREETCAR EXTENSION - STUDY - 2016		\$500,000	\$0	\$0	\$0	\$0	\$500,000
UTA WFRG PROJECT	Federal Aid	\$400,000	\$0	\$0	\$0	\$0	\$400,000
	Match	\$100,000	\$0	\$0	\$0	\$0	\$100,000

TRANSIT ORIENTED DEVELOPMENT - 2016		\$0	\$6,250,000	\$6,250,000	\$6,250,000	\$12,500,000	\$31,250,000
UTA WFRG PROJECT	Federal Aid	\$0	\$5,000,000	\$5,000,000	\$5,000,000	\$10,000,000	\$25,000,000
	Match	\$0	\$1,250,000	\$1,250,000	\$1,250,000	\$2,500,000	\$6,250,000

Program Description TRANSIT - GREEN/ ENERGY REDUCTION GRANT

CAPACITORS ON LRT LINES TO STORE/USE ENERGY - 2016		\$0	\$2,000,000	\$0	\$0	\$0	\$2,000,000
WFRG UTA PROJECT	Federal Aid	\$0	\$1,600,000	\$0	\$0	\$0	\$1,600,000
	Match	\$0	\$400,000	\$0	\$0	\$0	\$400,000

Program Description TRANSIT - NEW CONSTRUCTION (UNFUNDED)

CLEARFIELD CIRCULATORS - 2016		\$0	\$0	\$0	\$3,000,000	\$0	\$3,000,000
UTA WFRG PROJECT	Federal Aid	\$0	\$0	\$0	\$2,400,000	\$0	\$2,400,000
	Match	\$0	\$0	\$0	\$600,000	\$0	\$600,000

DRAPER TO UTAH COUNTY LIGHT RAIL (124TH SO. TO 146TH SO.) - 2016		\$0	\$0	\$0	\$0	\$470,500,000	\$470,500,000
UTA WFRG PROJECT	Federal Aid	\$0	\$0	\$0	\$0	\$376,400,000	\$376,400,000
	Match	\$0	\$0	\$0	\$0	\$94,100,000	\$94,100,000

FOOTHILL DRIVE BRT - STUDY - 2016		\$250,000	\$0	\$0	\$0	\$0	\$250,000
UTA WFRG PROJECT	Federal Aid	\$200,000	\$0	\$0	\$0	\$0	\$200,000
	Match	\$50,000	\$0	\$0	\$0	\$0	\$50,000

MOUNTAIN TRANSPORTATION IMPROVEMENTS - STUDY - 2016		\$0	\$0	\$0	\$250,000	\$500,000	\$750,000
UTA WFRG PROJECT	Federal Aid	\$0	\$0	\$0	\$200,000	\$400,000	\$600,000
	Match	\$0	\$0	\$0	\$50,000	\$100,000	\$150,000



DRAFT

DRAFT for Release to FHWA/FTA for Review

UDOT electronic Program Management Statewide Transportation Improvement Program



STIP 2016-2021

Report Run on: Sep 01, 2015, 10:40 A.M.

epm345_stip_report (Rev 723)

TRANSIT:

Fund FTA_ILL

Program Description TRANSIT - NEW CONSTRUCTION (UNFUNDED)

		2016	2017	2018	2019	CD	Total
PLEASANT VIEW TO BRIGHAM CITY TRANSIT IMPROVEMENT - ROW - 2016		\$0	\$0	\$0	\$0	\$17,500,000	\$17,500,000
UTA WFRM PROJECT	Federal Aid	\$0	\$0	\$0	\$0	\$14,000,000	\$14,000,000
	Match	\$0	\$0	\$0	\$0	\$3,500,000	\$3,500,000
PLEASANT VIEW TO BRIGHAM CITY TRANSIT IMPROVEMENTS - CONSTR. - 2016		\$0	\$0	\$0	\$0	\$100,000,000	\$100,000,000
UTA WFRM PROJECT	Federal Aid	\$0	\$0	\$0	\$0	\$80,000,000	\$80,000,000
	Match	\$0	\$0	\$0	\$0	\$20,000,000	\$20,000,000
SALT LAKE CITY DOWNTOWN CIRCLATOR - STUDY - 2016		\$500,000	\$0	\$0	\$0	\$0	\$500,000
UTA WFRM PROJECT	Federal Aid	\$400,000	\$0	\$0	\$0	\$0	\$400,000
	Match	\$100,000	\$0	\$0	\$0	\$0	\$100,000
SANDY/SOUTH JORDAN CIRCULATOR - 2016		\$0	\$0	\$0	\$7,500,000	\$62,500,000	\$70,000,000
UTA WFRM PROJECT	Federal Aid	\$0	\$0	\$0	\$6,000,000	\$50,000,000	\$56,000,000
	Match	\$0	\$0	\$0	\$1,500,000	\$12,500,000	\$14,000,000
SOUTH DAVIS TRANSIT IMPLEMENTATION - 2016		\$0	\$0	\$0	\$5,000,000	\$75,000,000	\$80,000,000
UTA WFRM PROJECT	Federal Aid	\$0	\$0	\$0	\$4,000,000	\$60,000,000	\$64,000,000
	Match	\$0	\$0	\$0	\$1,000,000	\$15,000,000	\$16,000,000
TAYLORSVILLE/MURRAY TRANSIT IMPROVEMENTS - 2016		\$0	\$0	\$32,500,000	\$0	\$0	\$32,500,000
UTA WFRM PROJECT	Federal Aid	\$0	\$0	\$26,000,000	\$0	\$0	\$26,000,000
	Match	\$0	\$0	\$6,500,000	\$0	\$0	\$6,500,000

Program Description TRANSIT - NEW SERVICE

3500 SOUTH BUS RAPID TRANSIT (BRT) PHASE III - 2016		\$0	\$4,000,000	\$4,000,000	\$4,000,000	\$0	\$12,000,000
UTA WFRM PROJECT	Federal Aid	\$0	\$3,200,000	\$3,200,000	\$3,200,000	\$0	\$9,600,000
	Match	\$0	\$800,000	\$800,000	\$800,000	\$0	\$2,400,000
9400 SOUTH EAST-WEST TRANSIT IMPROVEMENTS - STUDY - 2016		\$0	\$0	\$0	\$0	\$2,000,000	\$2,000,000
UTA WFRM PROJECT	Federal Aid	\$0	\$0	\$0	\$0	\$1,600,000	\$1,600,000
	Match	\$0	\$0	\$0	\$0	\$400,000	\$400,000
INTELLIGENT TRANSPORTATION SYSTEMS - 2016		\$0	\$0	\$10,000,000	\$10,000,000	\$10,000,000	\$30,000,000
UTA WFRM PROJECT	Federal Aid	\$0	\$0	\$8,000,000	\$8,000,000	\$8,000,000	\$24,000,000
	Match	\$0	\$0	\$2,000,000	\$2,000,000	\$2,000,000	\$6,000,000
CLEAN FUEL BUS PROGRAM (HYBRID ELECTRIC) OR CNG REPLACEMENT BUSES & F		\$0	\$0	\$0	\$9,734,400	\$20,652,504	\$30,386,904
WFRM UTA PROJECT	Federal Aid	\$0	\$0	\$0	\$7,787,520	\$16,522,003	\$24,309,523
	Match	\$0	\$0	\$0	\$1,946,880	\$4,130,501	\$6,077,381

Fund LOCAL_GOV

Program Description SALT LAKE OGDEN URBANIZED AREA

PURCHASE 88 CNG,ELEC, HYBRID REPLACEMENT BUSES/ EQUIP		\$7,680,729	\$7,963,129	\$8,221,654	\$8,612,920	\$18,273,170	\$50,751,602
WFRM UTA PROJECT	Federal Aid	\$0	\$0	\$0	\$0	\$0	\$0
	Match	\$0	\$0	\$0	\$0	\$0	\$0
UTA REPLACE 202 PARATRANSIT VEHICLES & RELATED EQUIPMENT APPROX 29 PE		\$5,292,112	\$5,474,040	\$5,902,130	\$6,115,850	\$11,993,508	\$34,777,640
WFRM UTA PROJECT	Federal Aid	\$0	\$0	\$0	\$0	\$0	\$0
	Match	\$0	\$0	\$0	\$0	\$0	\$0

Program Description SALT LAKE/OGDEN/LAYTON URBANIZED AREA



DRAFT

DRAFT for Release to FHWA/FTA for Review

UDOT electronic Program Management

Statewide Transportation Improvement Program



STIP 2016-2021

Report Run on: Sep 01, 2015, 10:40 A.M.

epm345_stip_report (Rev 723)

TRANSIT:		2016	2017	2018	2019	CD	Total
Fund LOCAL_GOVT							
Program Description SALT LAKE/OGDEN/LAYTON URBANIZED AREA							
UTA PURCHASE 234 CNG,ELEC, HYBRID REPLACEMENT BUSES/ EQUIP APPROX 33 P		\$26,065,354	\$18,778,776	\$27,726,127	\$20,238,440	\$45,195,730	\$138,004,427
WFRC UTA PROJECT	Federal Aid	\$0	\$0	\$0	\$0	\$0	\$0
	Match	\$0	\$0	\$0	\$0	\$0	\$0
Program Description TRANSIT - UTAH COUNTY SERVICE AREA							
PURCHASE 25 REPLACEMENT BUSES (CLEAN FUEL) - APPROX 5 BUSES PER/YR (MA		\$2,499,713	\$2,611,140	\$2,673,808	\$2,766,768	\$0	\$10,551,429
UTA MAG PROJECT	Federal Aid	\$0	\$0	\$0	\$0	\$0	\$0
	Match	\$0	\$0	\$0	\$0	\$0	\$0
Fund STP_URB_SL							
Program Description SALT LAKE URBANIZED AREA							
CENTRAL GARAGE CONSTRUCTION, INCLUDE CNG FUELING FACILITY - 2016		\$0	\$0	\$0	\$0	\$3,217,848	\$3,217,848
WFRC UTA PROJECT	Federal Aid	\$0	\$0	\$0	\$0	\$3,000,000	\$3,000,000
	Match	\$0	\$0	\$0	\$0	\$217,848	\$217,848
Fund TIGGER							
Program Description SALT LAKE/OGDEN/LAYTON URBANIZED AREA							
CENTRAL GARAGE CONSTRUCTION, INCLUDE CNG FUELING FACILITY - 2016		\$0	\$0	\$0	\$10,000,000	\$0	\$10,000,000
UTA WFRC PROJECT	Federal Aid	\$0	\$0	\$0	\$10,000,000	\$0	\$10,000,000
	Match	\$0	\$0	\$0	\$0	\$0	\$0