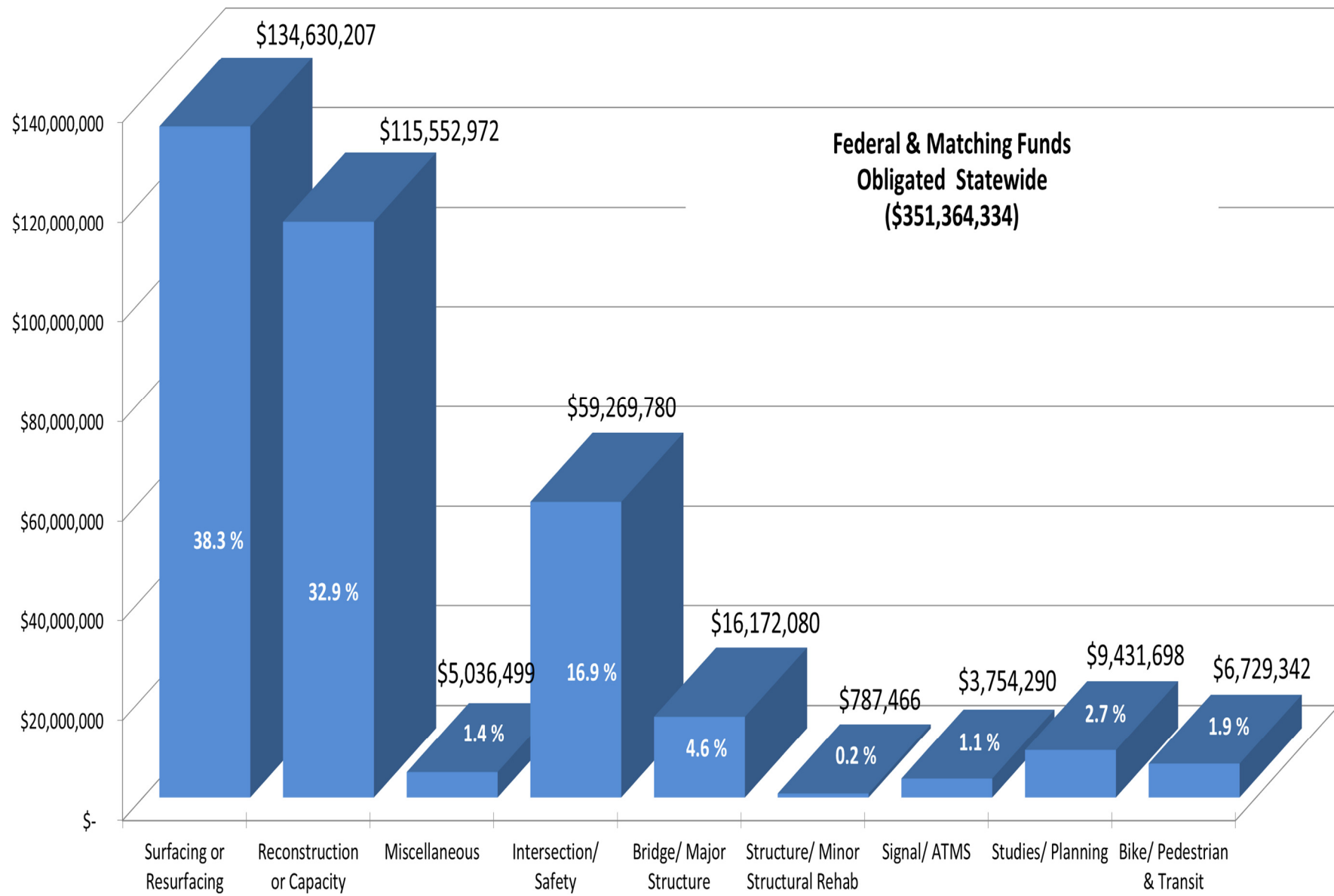
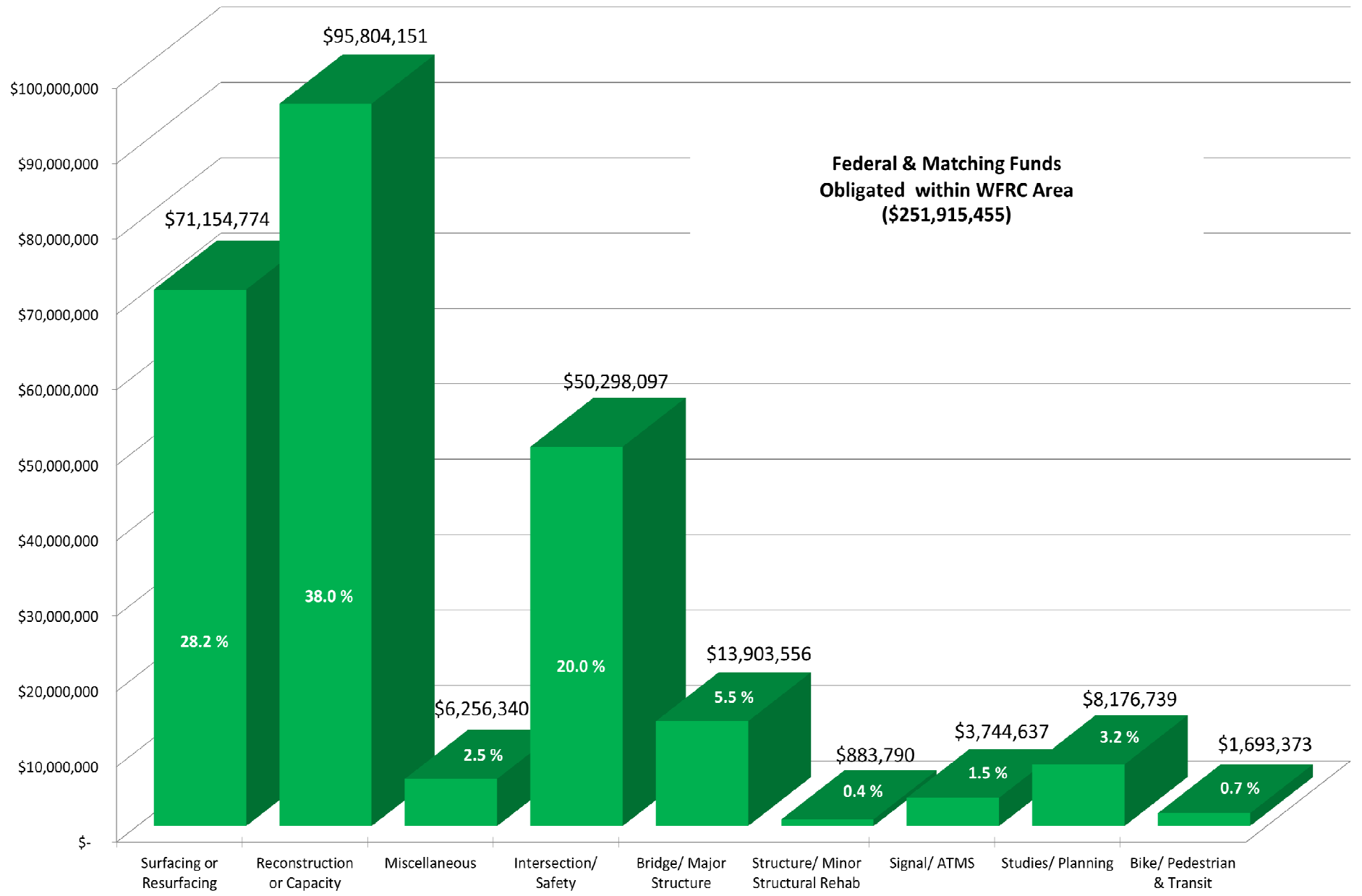


**2015 Federal Highway Funds Obligation  
by Project Improvement Type (Statewide)**



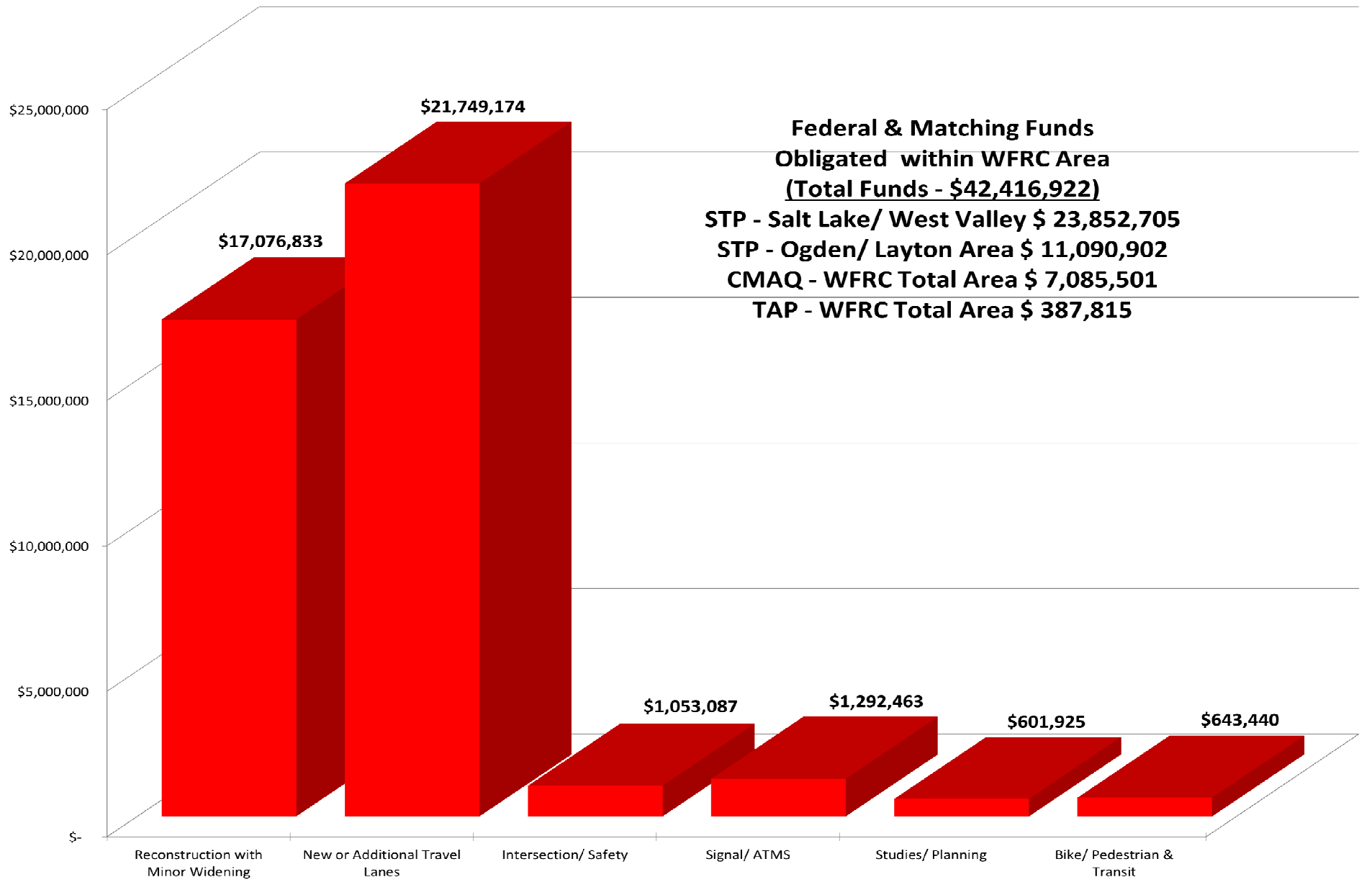
**Note:** Many if not most of all the categories include some active transportation infrastructure improvements

**2015 Federal Highway Funds Obligation  
by Project Improvement Type (WFRC Area)**



Note: Many if not most of all the categories include some active transportation infrastructure improvements

**WFRC 2015 STP, CMAQ, & TAP Funds  
Obligation by Project Improvement Type**



**Note:** Many if not most of all the categories include some active transportation infrastructure improvements

PIN	PIN Status	Category	Description	County	Federal Funds	State Funds	Local Funds	Total Funds
<b>STP - URBAN AREA SALT LAKE (WFRC) STP_URB_SL</b>								
8104	Close Out	Roadway Reconstruct - With Widening	13400 SOUTH; 4000 WEST to Mountain View Corridor	SALT LAKE	\$279,690.03	\$0.00	\$20,310.00	\$300,000.03
5284	Closed	Roadway New Construction (New Alignment)	1200 West Connector Road	SALT LAKE	(\$113,690.94)	\$0.00	(\$8,255.80)	(\$121,946.74)
7635	Closed	Roadway New Construction (New Alignment)	5600 West; Main Street to 11800 South	SALT LAKE	(\$38,504.07)	\$0.00	(\$2,796.02)	(\$41,300.09)
8100	Contract Complete	Roadway Reconstruct - With Widening	SR-172, 5600 WEST; 6300 SOUTH TO 7000 SOUTH	SALT LAKE	\$3,989,027.36	\$0.00	\$289,667.65	\$4,278,695.01
8108	Advertised	Roadway Reconstruct - Without Widening	5900 South, State Street to 700 West	SALT LAKE	\$2,262,194.25	\$0.00	\$164,271.75	\$2,426,466.00
8110	Active	Intersection Improvements	FORT UNION BLVD & HIGHLAND DRIVE INTERSECTION	SALT LAKE	\$803,461.73	\$0.00	\$58,344.27	\$861,806.00
8112	Under Construction	Roadway Reconstruct - Without Widening	300 EAST, 3300 South to 3900 South	SALT LAKE	\$2,939,028.33	\$0.00	\$213,420.81	\$3,152,449.14
8114	Under Construction	Roadway Reconstruct - With Widening	2300 East, I-80 to 3900 South	SALT LAKE	\$7,794,445.60	\$0.00	\$566,002.32	\$8,360,447.92
8553	Closed	Other Study	4700 SOUTH I-215 AREA; 2200 WEST TO 2700 WEST	SALT LAKE	(\$8,283.76)	\$0.00	\$0.00	(\$8,283.76)
8557	Active	Roadway New Construction (New Alignment)	6200 SOUTH; 6100 WEST TO SR-111	SALT LAKE	\$918,875.27	\$0.00	\$66,725.15	\$985,600.42
10004	Closed	Intersection Improvements	SR-209; MP 6.71 - 7.15	SALT LAKE	(\$597,111.41)	\$0.00	(\$43,359.90)	(\$640,471.31)
10007	Substantially Compl	Roadway Reconstruct - With Widening	1300 East, Pioneer Road (12400 South) to 13200 South	SALT LAKE	\$2,777,037.22	\$0.00	\$201,657.64	\$2,978,694.86
10009	Scoping	Roadway Reconstruct - With Widening	5600 West from 7800 South to 8600 South	SALT LAKE	\$442,842.50	\$0.00	\$32,157.50	\$475,000.00
10011	Active	Intersection Improvements	Other: 138TH SO; BANERTER TO 3RD EAST to: .50 for: .50	SALT LAKE	\$158,491.00	\$0.00	\$11,509.00	\$170,000.00
11082	Scoping	Roadway Reconstruct - With Widening	Redwood Road, 4100 South to 4700 South	SALT LAKE	\$9,323.00	\$0.00	\$677.00	\$10,000.00
11098	Scoping	Trails and Bikepaths	U of U Central Campus Electrified Shuttle Route	SALT LAKE	\$13,984.50	\$0.00	\$1,015.50	\$15,000.00
11963	Active	Other Study	Various Locations in Salt Lake/Ogden/Layton Urban Areas	SALT LAKE	\$496,000.00	\$0.00	\$0.00	\$496,000.00
11989	Close Out	Roadway Reconstruct - Without Widening	9000 South; 4800 West to 5300 West	SALT LAKE	\$9,323.00	\$0.00	\$677.00	\$10,000.00
8104	Close Out	Roadway Reconstruct - With Widening	13400 SOUTH; 4000 WEST to Mountain View Corridor	SALT LAKE	\$41,953.50	\$0.00	\$0.00	\$41,953.50
8112	Under Construction	Roadway Reconstruct - Without Widening	300 EAST, 3300 South to 3900 South	SALT LAKE	\$102,594.31	\$0.00	\$0.00	\$102,594.31
<b>Totals</b>					<b>\$ 22,280,681</b>	<b>\$ -</b>	<b>\$ 1,572,024</b>	<b>\$ 23,852,705</b>

PIN	PIN Status	Category	Description	County	Federal Funds	State Funds	Local Funds	Total Project Funds
<b>STP - URBAN AREA OGDEN / LAYTON (WFRC) STP_URB_O/L</b>								
7196	Closed	Roadway Reconstruct - With Widening	800 NORTH; 1000 WEST TO 2000 WEST	DAVIS	(\$172,379.99)	\$0.00	\$0.00	(\$172,379.99)
8137	Closed	Roadway Reconstruct - With Widening	400 NORTH; 800 WEST TO 1100 WEST	DAVIS	(\$85,249.01)	\$0.00	(\$6,190.45)	(\$91,439.46)
8143	Closed	Intersection Improvements	1500 SOUTH & REDWOOD RD INTERSECTION	DAVIS	(\$57,190.24)	\$0.00	(\$4,152.94)	(\$61,343.18)
11099	Closed	Trails and Bikepaths	D&RGW Rail Trail; Centerville to Farmington	DAVIS	(\$123,612.29)	\$0.00	(\$8,976.24)	(\$132,588.53)
11990	Active	Other Study	Project Planning Support -Weber & Davis County	DAVIS	\$139,999.76	\$0.00	\$10,166.24	\$150,166.00
13122	Scoping	Roadway Reconstruct - With Widening	Center Street; Legacy Parkway to Redwood Road	DAVIS	\$279,690.00	\$0.00	\$20,310.00	\$300,000.00
11049	Closed	Other Study	FY 2013 - FY 2014 CPG for WFRC MPO UPWP	SALT LAKE	(\$339,957.04)	\$0.00	\$0.00	(\$339,957.04)
11963	Active	Other Study	Various Locations in Salt Lake/Ogden/Layton Urban Areas	SALT LAKE	\$304,000.00	\$0.00	\$0.00	\$304,000.00
10944	Substantially Compl	Roadway Reconstruct - With Widening	I-15; MP 313.00 - 340.50	VARIOUS	\$9,790,780.34	\$710,968.39	\$0.00	\$10,501,748.73
8559	Substantially Compl	Roadway Reconstruct - With Widening	ADAMS AVENUE; CITY LIMITS TO US-89	WEBER	\$589,861.56	\$0.00	\$42,833.45	\$632,695.01
<b>Totals</b>					<b>\$ 10,325,943</b>	<b>\$ 710,968</b>	<b>\$ 53,990</b>	<b>\$ 11,090,902</b>

PIN	PIN Status	Category	Description	County	FA	STATE	LOCAL	TOTAL
<b>CONGESTION MITIGATION/AIR QUALITY (WFRC) CMAQ_WFRC</b>								
13929	Scoping	Intersection Improvements	, 200 South and Forest Street (Center Street), Brigham City	BOX ELDER	\$9,323.00	\$677.00	\$0.00	\$10,000.00
11092	Active	Spot Improvement - Operational	SR-103; MP .00 - .17 & SR-103; MP .00 - .17	DAVIS	\$675,917.50	\$49,082.50	\$0.00	\$725,000.00
11275	Active	Spot Improvement - Operational	I-15; MP 328.68 - 329.96	DAVIS	\$9,999.85	\$726.15	\$0.00	\$10,726.00
4943	Closed	ATMS Project	SALT LAKE, UTAH CO, OGDEN/LAYTON AREAS	SALT LAKE	(\$16,001.75)	(\$1,161.99)	\$0.00	(\$17,163.74)
8241	Active	ATMS Project	VARIABLE MESSAGE SIGN OPTIMIZATION	SALT LAKE	\$93,229.92	\$6,769.99	\$0.00	\$99,999.91
8243	Closed	ATMS Project	TRAFFIC ADAPTIVE RAMP METER OPERATIONS	SALT LAKE	(\$38,805.41)	(\$2,817.90)	\$0.00	(\$41,623.31)
10019	Under Construction	Roadway New Construction (New Alignment)	490 West from 200 North to 300 North	SALT LAKE	\$1,269,999.58	\$0.00	\$92,222.43	\$1,362,222.01
11095	Scoping	Intersection Improvements	9000 South & 4000 West	SALT LAKE	\$9,323.00	\$0.00	\$677.00	\$10,000.00
11097	Scoping	Trails and Bikepaths	Jordan River Trail - Gardner Village TRAX Station	SALT LAKE	\$9,323.00	\$0.00	\$677.00	\$10,000.00
12001	Active	Trails and Bikepaths	1300 East Buttercup Pedestrian Bridge	SALT LAKE	\$286,473.41	\$0.00	\$20,802.59	\$307,276.00
12583	Under Construction	ATMS Project	SR-201; MP .00 - 7.18	SALT LAKE	\$1,046,726.51	\$76,009.21	\$0.00	\$1,122,735.72
12632	Closed	ATMS Project	SR-68; MP 40.80 - 42.35	SALT LAKE	(\$27,969.00)	(\$2,031.00)	\$0.00	(\$30,000.00)
12637	Advertised	ATMS Project	Cnty:FA-2044; MP 3.37 - 5.02 & Cnty:FA-2062; MP .25 - .87	SALT LAKE	\$83,907.00	\$6,093.00	\$0.00	\$90,000.00
7124	Close Out	ATMS Project	UDOT STATEWIDE FIBER OPTIC SUPPORT	VARIOUS	\$2,219.07	\$161.14	\$0.00	\$2,380.21
10712	Closed	ATMS Project	REGION ONE COMMUTER LINK PROGRAM	VARIOUS	(\$1,296.37)	(\$94.14)	\$0.00	(\$1,390.51)
10944	Substantially Compl	Roadway Reconstruct - With Widening	I-15; MP 313.00 - 340.50	VARIOUS	\$3,108,759.66	\$225,746.04	\$0.00	\$3,334,505.70
12631	Scoping	ATMS Project	3.52 & Cnty:FA-1456; MP 1.70 - 1.70 & SR-106; MP 7.29 - 7.29	VARIOUS	\$74,584.00	\$5,416.00	\$0.00	\$80,000.00
10543	Closed	ATMS Project	Ogden Area, Several Locations	WEBER	(\$11,630.31)	(\$844.55)	\$0.00	(\$12,474.86)
12166	Scoping	Trails and Bikepaths	West Haven; D&RGW Rail to Ogden River Trail	WEBER	\$23,307.50	\$0.00	\$0.00	\$23,307.50
<b>Totals</b>					<b>\$ 6,607,390</b>	<b>\$ 363,731</b>	<b>\$ 114,379</b>	<b>\$ 7,085,501</b>

PIN	PIN Status	Category	Description	County	FA	STATE	LOCAL	TOTAL
<b>TRANSPORTATION ALT PROGRAM - WFRC    TAP_URB_WFRC</b>								
12012	Contract Complete	Trails and Bikepaths	200 South Trail; 2000 West to 4000 West, West Point	DAVIS	\$24,845.90	\$0.00	\$0.00	\$24,845.90
12013	Closed	Trails and Bikepaths	Center Street Trail; Redwood Road to Legacy Parkway	DAVIS	(\$37,292.00)	\$0.00	\$0.00	(\$37,292.00)
9647	Abandoned	Trails and Bikepaths	State Route: SR-171 from: 9.23 to: 10.27 for: 1.04	SALT LAKE	(\$60,599.50)	\$0.00	(\$4,400.50)	(\$65,000.00)
12006	Contract Complete	Trails and Bikepaths	200 West - Enhanced/ Separated Bikeway; North Temple to 900 South	SALT LAKE	\$46,775.70	\$0.00	\$0.00	\$46,775.70
12007	Close Out	Trails and Bikepaths	Holladay City- Bicycle Trails Improvement Project	SALT LAKE	\$80,963.30	\$0.00	\$0.00	\$80,963.30
12009	Close Out	Trails and Bikepaths	Cnty:FA-2105; MP 1.37 - 2.12 & 700 West; 7200 South to 7800 South, Midvale City	SALT LAKE	\$244,929.33	\$0.00	\$0.00	\$244,929.33
12010	Closed	Intersection Improvements	Cnty:FA-2118; MP 1.83 - 1.83 & 700 West HAWK; Bullion Street and 5900 South, Murray City	SALT LAKE	(\$32,630.50)	\$0.00	\$0.00	(\$32,630.50)
13134	Active	Trails and Bikepaths	Dry Creek Trail; 10200 South to 10000 South	SALT LAKE	\$65,261.00	\$0.00	\$4,739.00	\$70,000.00
13135	Close Out	Trails and Bikepaths	Bike Share Expansion	SALT LAKE	\$4,661.50	\$0.00	\$338.50	\$5,000.00
13136	Scoping	Trails and Bikepaths	Parley's Trail - 2300 East Tunnel Crossing	SALT LAKE	\$9,323.00	\$0.00	\$677.00	\$10,000.00
13138	Active	Trails and Bikepaths	Salt Lake City; North Temple Street & Bike Plan	SALT LAKE	\$37,499.90	\$0.00	\$2,723.10	\$40,223.00
<b>Totals</b>					<b>\$ 383,738</b>	<b>\$ -</b>	<b>\$ 4,077</b>	<b>\$ 387,815</b>

# Federal Transit Administration Funds Obligation by Project Type

Federal & Local Matching Funds  
(Total Amounts)

\$678,332,836

\$347,340,119

66 %

34 %

Capital Improvements

Operation/ Planning & Maintenance  
(O & M)

\$700,000,000  
\$600,000,000  
\$500,000,000  
\$400,000,000  
\$300,000,000  
\$200,000,000  
\$100,000,000  
\$-



## UTA FY 2015 GRANTS OVERVIEW

### Funds Allocated (awarded and executed) in Fed. FY 2015 (10/01/14 - 09/30/2015)

Grant Number	Fed. Amt	Local Amt.	Tot. Amt.	Brief Description	Award Date	Status	Approx % Comp
FTA Grants							
UT-03-0055-07	\$ 337,402,800	\$ 84,350,700	\$ 421,753,500	Mid-Jordan LRT (does not include ARRA grant amount)	6/11/2012	Active, closing soon, waiting for FTA to instruct on de-obligation	94
UT-03-0057-02	\$ 110,468,000	\$ 73,645,334	\$ 184,113,334	Draper Light Rail Transit Project	3/30/2012	Active, closing soon, waiting for FTA to instruct on de-obligation	77
UT-03-0059-00	\$ 4,018,000	\$ 4,018,000	\$ 8,036,000	PO BRT Prof Services, Utlilities, ROW	9/17/2015	Active, closing soon	100
UT-04-0022-00	\$ 4,448,000	\$ 1,112,000	\$ 5,560,000	New Central Garage Facility, Design/ROW	8/16/2012	Active	98
UT-04-0023-00	\$ 1,580,000	\$ 395,000	\$ 1,975,000	Replacement Buses; Extra Bus Powertrain	12/27/2012	Active, closing as soon as FTA System opens	100
UT-04-0025-02	\$ 400,000	\$ 100,000	\$ 500,000	VTCLI UTA One-Call/One-Click	7/18/2014	Active	83
UT-04-0026-02	\$ 400,000	\$ 100,000	\$ 500,000	VTCLI Tooele Computer Aided Sched. and Disp.	7/18/2014	Active	94
UT-16-X006-01	\$ 1,159,485	\$ 467,630	\$ 1,627,115	5310 Large Urbanized Areas FY2013	8/25/2015	Active	8
UT-26-0007-02	\$ 50,000	\$ -	\$ 50,000	VTCLI UTA Marketing/Outreach	7/18/2014	Active, marketing starts in fall	0
UT-26-0008-02	\$ 50,000	\$ -	\$ 50,000	VTCLI Tooele Marketing/Outreach	7/18/2014	Active, marketing starts in fall	0
UT-34-0004-00	\$ 3,066,157	\$ 766,539	\$ 3,832,696	FY 2014 5339 Bus Form CONST	5/8/2015	Active	0
UT-54-0003-00	\$ 6,997,931	\$ 1,749,483	\$ 8,747,414	FY 2015 5337 SGR Formula	11/20/2015	Active	52
UT-79-0001-01	\$ 26,000,000	\$ 11,180,000	\$ 37,180,000	Sugar House Streetcar	2/28/2012	Active, closing soon	100
UT-90-X071-00	\$ 41,588,702	\$ 10,397,176	\$ 51,985,878	5307: PM, ADA ops, security, enhancements, planning	8/17/2012	Active	99
UT-90-X073-00	\$ 40,604,545	\$ 10,171,137	\$ 50,775,682	5307: PM, ADA ops, security, enhancements, planning	8/28/2013	Active	98
UT-90-X075-00	\$ 40,810,152	\$ 10,202,538	\$ 51,012,690	5307: PM, ADA ops, security, enhancements, planning	9/22/2014	Active	99

Grant Number	Fed. Amt	Local Amt.	Tot. Amt.	Brief Description	Award Date	Status	Approx % Comp
UT-90-X077-01	\$ 45,067,852	\$ 11,266,964	\$ 56,334,816	FY15 5307 PM Planning ADA Secure En	10/20/2015	Active	91
UT-95-X003-01	\$ 2,591,764	\$ 188,204	\$ 2,779,968	Rideshare Vans/Operating/ITS/Rehab LRVs CMAQ/STP	8/19/2009	Active, only vans reamaining	93
UT-95-X004-00	\$ 4,072,028	\$ 295,695	\$ 4,367,723	Rideshare, Vans, Operating, Rehab LRVs CMAQ/STP	9/1/2010	Active, only vans reamaining	86
UT-95-X005-01	\$ 2,079,060	\$ 150,973	\$ 2,230,033	Rideshare,Vans, Operating, IT Equipment CMAQ/STP	7/3/2012	Active, Vans, ITS and LRVs remain	40
UT-95-X007-00	\$ 10,314,213	\$ 748,978	\$ 11,063,191	Buses, Intermodals, Rideshare, Bike Center CMAQ/STP	12/19/2013	Active, UT Co. Service Remaining	94
UT-95-X008-00	\$ 7,531,888	\$ 1,882,973	\$ 9,414,861	FY `14 - `15 Programmed CMAQ for operations	11/20/2015	Active, UT Co. Service Remaining	50
Homeland Security Grants							
EMW-2014-RA-00036	\$ 75,000	\$ -	\$ 75,000	Homeland Security -- Multi-Agency Exercise	11/3/2014	Active	84
EMW-2015-RA-	\$ 100,000	\$ -	\$ 100,000	Homeland Security -- Multi-Agency Exercise	11/1/2015	Active	0
Grants Closed Since Last Year-End Report							
UT-04-0019-00	\$ 400,000	\$ 100,000	\$ 500,000	3900 South TOD	4/7/2011	Active, work now progressing	100
UT-26-0006-00	\$ 500,000	\$ 500,000	\$ 1,000,000	Transit Asset Management Pilot Program	12/2/2011	Active	100
UT-39-0002-00	\$ 360,000	\$ 90,000	\$ 450,000	South Davis County Alternatives Analysis	5/10/2012	Close out submitted to FTA	100
UT-39-0003-00	\$ 470,000	\$ 117,500	\$ 587,500	Salt Lake City 200 South Corridor AA	9/11/2012	Active, closing soon	100
UT-88-0001-00	\$ 2,692,000	\$ -	\$ 2,692,000	TIGGER Bus electrification/induction charging	9/11/2012	Active, closing soon	100
UT-90-X064-01	\$ 43,047,692	\$ 10,761,923	\$ 53,809,615	5307: PM, ADA ops, security, enhancements, planning	11/1/2010	Active, closing soon	100
UT-90-X067-01	\$ 41,276,540	\$ 11,292,399	\$ 52,568,939	5307: PM, ADA ops, security, enhancements, planning	7/27/2011	Active, closing soon	100
Total Amounts	\$ 779,621,809	\$ 246,051,146	\$ 1,025,672,955		Federal Amount	Local Amount	Total Amount
	\$ 501,548,655	\$ 176,784,181	\$ 678,332,836	Capital Improvements	64.33%	71.85%	66.14%
	\$ 278,073,154	\$ 69,266,965	\$ 347,340,119	Operation/ Planning and Maintenance (O & M)	35.67%	28.15%	33.86%