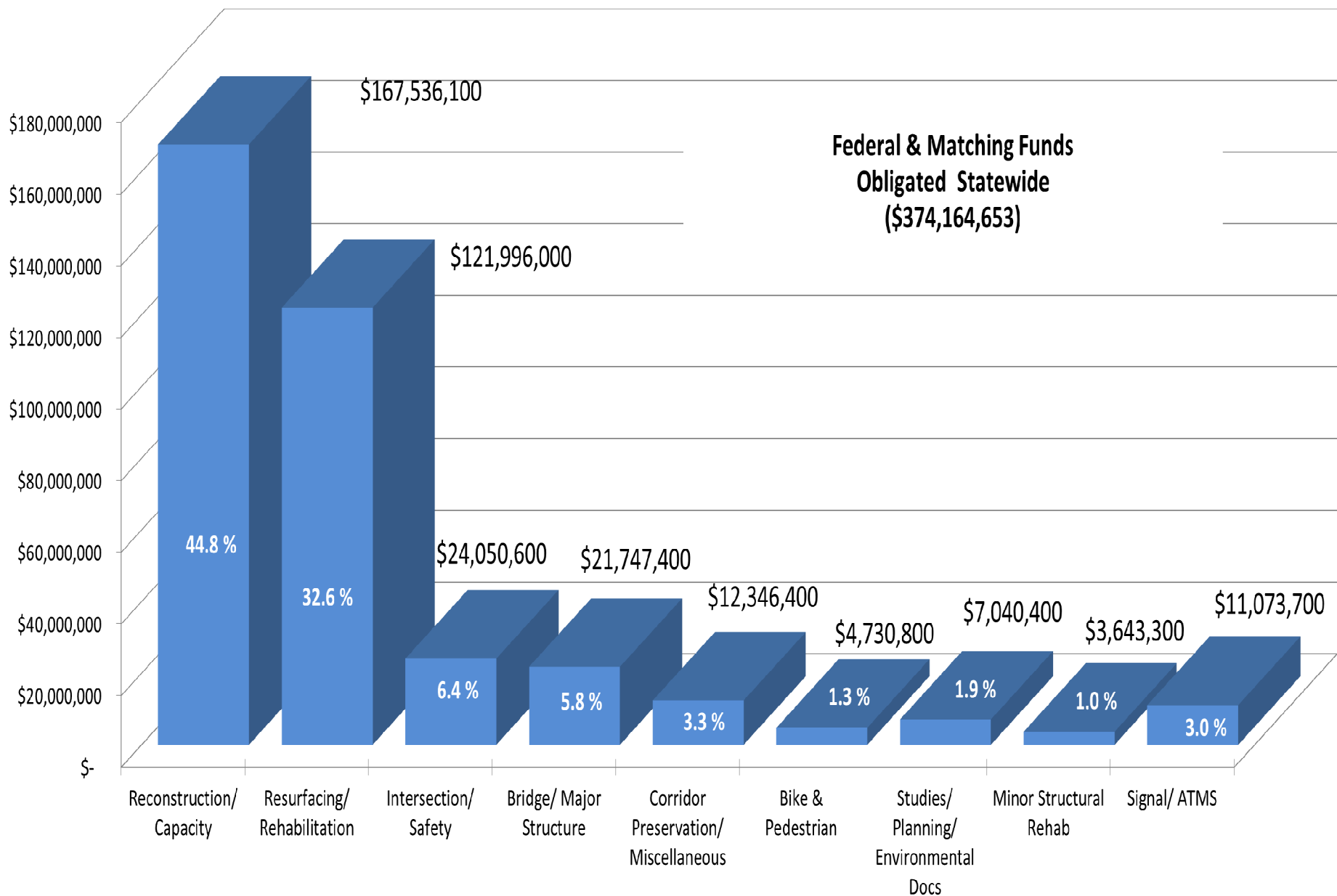
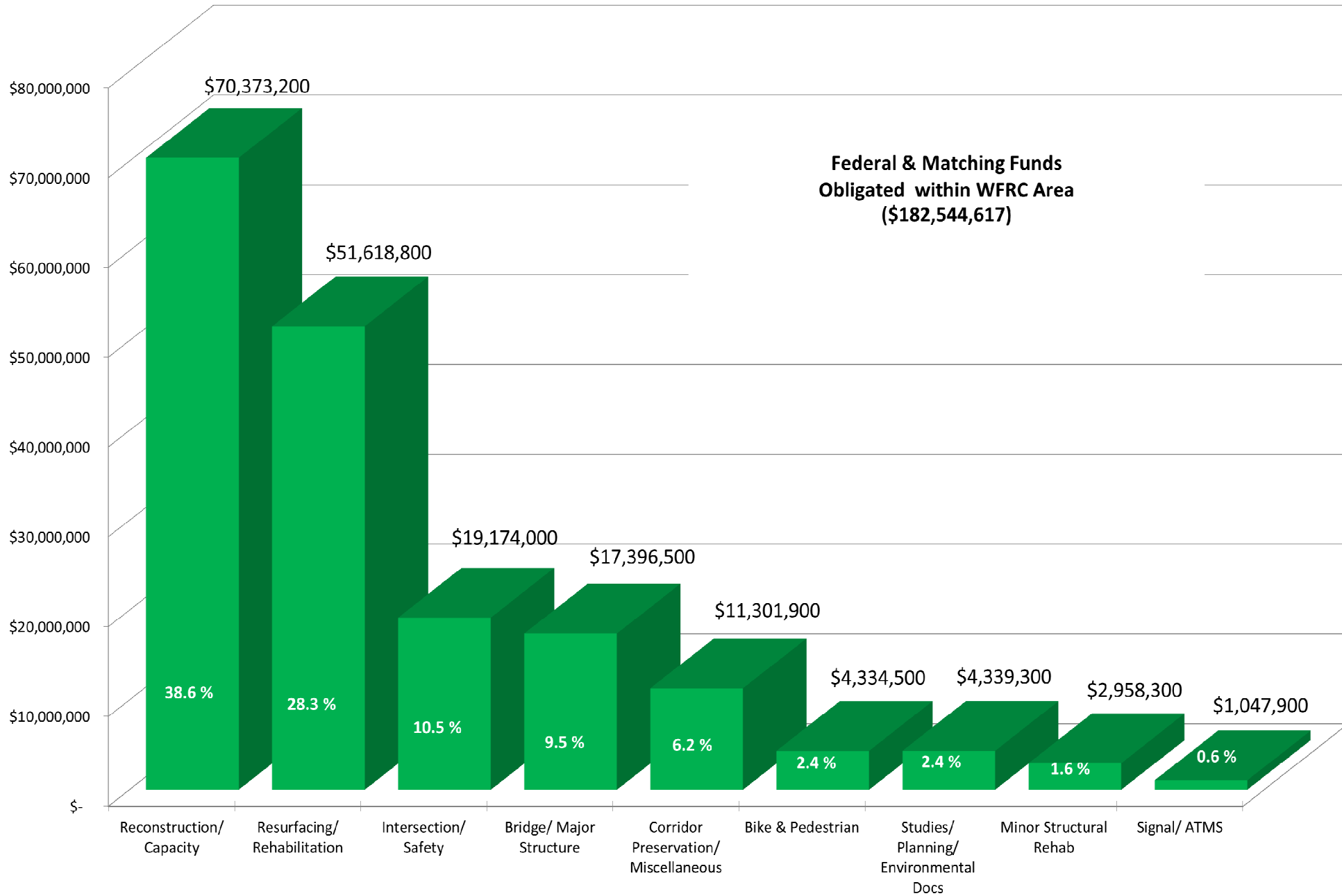


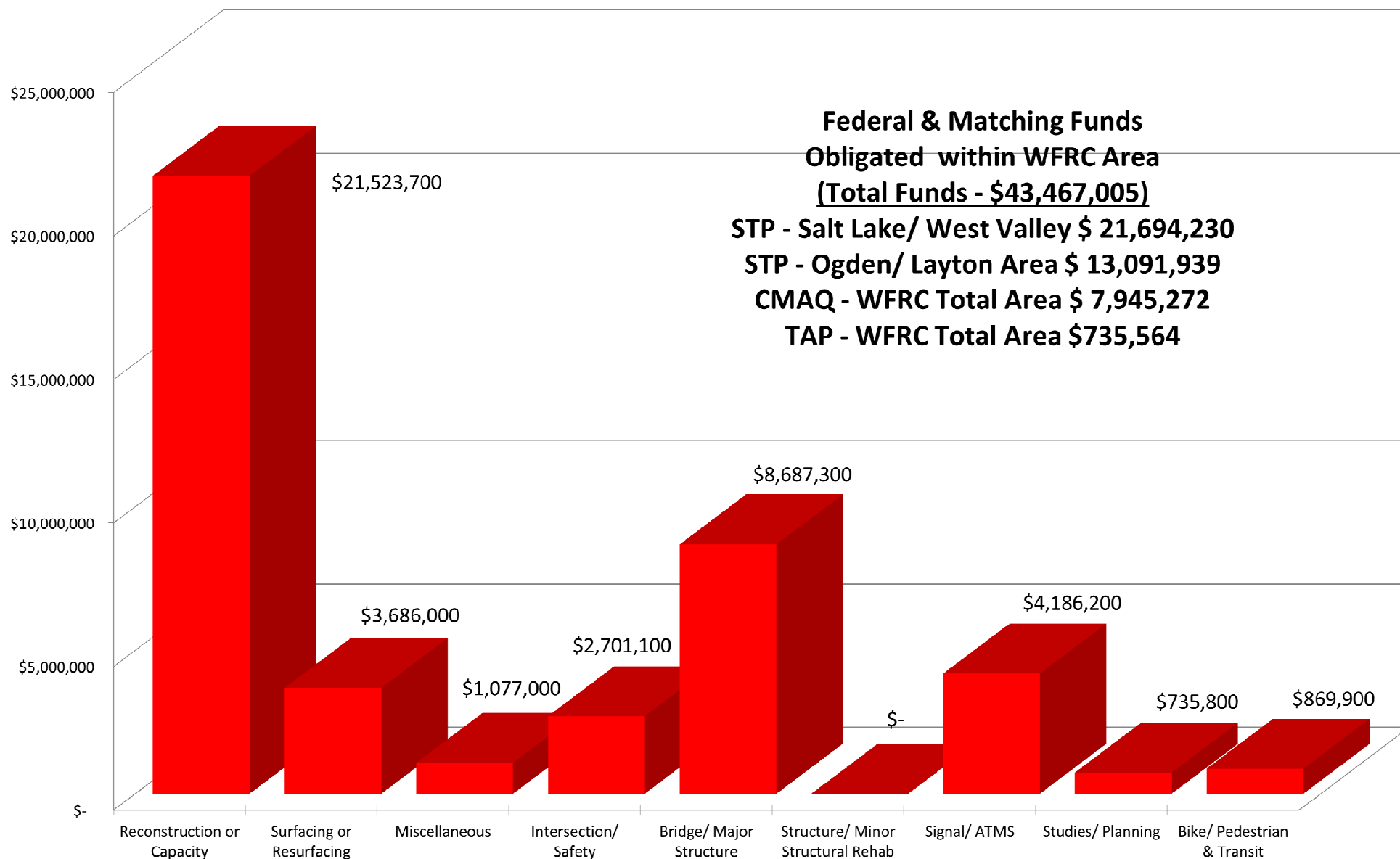
2014 Federal Highway Funds Obligation by Project Improvement (Statewide)



**2014 Federal Highway Funds Obligation
by Project Improvement (WFRC Area)**



**WFRC 2014 STP, CMAQ, & TAP Funds
Obligation by Project Improvement**



Note: There is overlap among categories. For example, many active transportation improvements are part of projects in other categories.

WFRC - STP, CMAQ, TAP Programs

2014 Obligated Funds in WFRC Area

PIN	PIN Status	Category	Description	County	Federal Funds	State Funds	Local Funds	Total Project Funds
STP - URBAN AREA SALT LAKE (WFRC) STP_URB_SL								
4220	Closed	February 2009 Economic Stimulus	3900 South Highland Drive to 2300 East	SALT LAKE	(\$190,100.17)	\$0.00	(\$13,804.33)	(\$203,904.50)
5280	Closed	Roadway Reconstruct - With Widening	1300 W; 11080 S to 11750 S, South Jordan	SALT LAKE	(\$27,480.74)	\$0.00	(\$1,995.54)	(\$29,476.28)
5282	Close Out	Roadway Reconstruct - With Widening	10600 S; 1220 E to 1750 E. Sandy	SALT LAKE	(\$407,879.62)	\$0.00	(\$29,618.63)	(\$437,498.25)
6607	Closed	Spot Improvement - Operational	FORT UNION BOULEVARD AND UNION PARK AVENUE	SALT LAKE	\$0.00	\$0.00	(\$1,015.50)	(\$1,015.50)
6621	Awarded	Structures Bridge Rehabilitation	1300 SOUTH; 500 WEST TO 700 WEST	SALT LAKE	\$8,099,188.21	\$0.00	\$588,131.55	\$8,687,319.76
7204	Contract Complete	Signal and/or Lighting Project	SR-68; REDWOOD ROAD & 8200 SOUTH	SALT LAKE	\$805,557.39	\$0.00	\$58,496.44	\$864,053.83
8100	Under Construction	Roadway New or Reconstruct Interchange	SR-172, 5600 WEST; 6300 SOUTH TO 7000 SOUTH	SALT LAKE	\$1,301,490.80	\$0.00	\$94,509.20	\$1,396,000.00
8108	Active	Roadway Reconstruct - Without Widening	5900 SOUTH; STATE STREET TO 700 WEST	SALT LAKE	\$577,501.11	\$0.00	\$41,935.88	\$619,436.99
8110	Active	Signal and/or Lighting Project	FORT UNION BLVD & HIGHLAND DRIVE INTERSECTION	SALT LAKE	\$713,904.01	\$0.00	\$51,840.93	\$765,744.94
8110	Active	Signal and/or Lighting Project	FORT UNION BLVD & HIGHLAND DRIVE INTERSECTION	SALT LAKE	\$591,315.06	\$0.00	\$0.00	\$591,315.06
8112	Active	Roadway Reconstruct - Without Widening	Cnty:FA-2264; MP .00 - .88	SALT LAKE	\$664,450.21	\$0.00	\$48,249.79	\$712,700.00
8114	Active	Roadway Reconstruct - With Widening	Cnty:FA-2186; MP 3.68 - 5.35	SALT LAKE	\$688,450.13	\$0.00	\$49,992.57	\$738,442.70
8557	Active	Roadway New Construction (New Alignment)	6200 SOUTH; 6100 WEST TO SR-111	SALT LAKE	\$9,999.85	\$0.00	\$726.15	\$10,726.00
10005	Contract Complete	Roadway New Construction (New Alignment)	4800 WEST; 9800 SO TO 10200 SO	SALT LAKE	\$6,047,999.78	\$0.00	\$439,182.22	\$6,487,182.00
10007	Active	Roadway Reconstruct - With Widening	Other: 13TH EAST; 124TH TO 132ND to: 1.00 for: 1.00	SALT LAKE	\$399,732.94	\$0.00	\$29,027.05	\$428,759.99
10012	Active	Other Study	Cnty:FA-2104; MP 1.24 - 3.19	SALT LAKE	\$183,000.23	\$0.00	\$13,288.77	\$196,289.00
10732	Active	Other Study	Statewide Home Travel Survey	VARIOUS	\$272,000.00	\$0.00	\$0.00	\$272,000.00
11085	Scoping	Roadway Reconstruct - With Widening	Cnty:FA-2240; MP .00 - 2.01	SALT LAKE	\$9,323.00	\$0.00	\$677.00	\$10,000.00
11098	Scoping	Other	U of U Central Campus Electrified Shuttle Route	SALT LAKE	\$55,261.16	\$0.00	\$4,012.85	\$59,274.01
11963	Active	Funding Pass Through	Various Locations in Salt Lake/Ogden/Layton Urban Areas	SALT LAKE	\$248,000.00	\$0.00	\$0.00	\$248,000.00
11985	Active	Funding Pass Through	Project Planning Support - Salt Lake County	SALT LAKE	\$259,999.82	\$0.00	\$18,880.18	\$278,880.00
Plan Fund Total					\$ 20,301,713	\$ -	\$ 1,392,517	\$ 21,694,230

WFRC - STP, CMAQ, TAP Programs

2014 Obligated Funds in WFRC Area

PIN	PIN Status	Category	Description	County	Federal Funds	State Funds	Local Funds	Total Project Funds
STP - URBAN AREA OGDEN / LAYTON (WFRC) STP_URB_O/L								
6084	Closed	Roadway Reconstruct - With Widening	7TH STREET ADAMS AVE. TO LIBERTY AVE, OGDEN CITY	WEBER	(\$370,308.81)	\$0.00	(\$26,890.38)	(\$397,199.19)
7196	Close Out	Roadway Reconstruct - With Widening	800 NORTH; 1000 WEST TO 2000 WEST	DAVIS	(\$945,455.86)	\$0.00	\$0.00	(\$945,455.86)
7658	Closed	February 2009 Economic Stimulus	SR-68; 500 SOUTH & 1100 WEST, BOUNTIFUL	DAVIS	(\$47,496.89)	(\$3,449.04)	\$0.00	(\$50,945.93)
8139	Closed	Intersection Improvements	300 WEST & MAIN STREET INTERSECTION	DAVIS	(\$96,923.95)	\$0.00	(\$7,038.24)	(\$103,962.19)
8551	Substantially Compl	Signal and/or Lighting Project	200 NORTH; 900 WEST TO FLINT STREET	DAVIS	\$2,134,938.16	\$0.00	\$155,030.90	\$2,289,969.06
8559	Under Construction	Roadway Reconstruct - With Widening	ADAMS AVENUE; CITY LIMITS TO US-89	WEBER	\$3,973,536.24	\$0.00	\$288,542.75	\$4,262,078.99
8591	Substantially Compl	Roadway New Construction (New Alignment)	SR-225; PARK LANE AT CLARK LANE AND 1100 WEST	DAVIS	\$52,612.98	\$0.00	\$0.00	\$52,612.98
8591	Substantially Compl	Roadway New Construction (New Alignment)	SR-225; PARK LANE AT CLARK LANE AND 1100 WEST	DAVIS	\$2,270,303.84	\$0.00	\$164,860.63	\$2,435,164.47
10014	Active	Roadway Reconstruct - With Widening	Other: HARRISON BLVD. 7TH TO 2ND ST to: .50 for: .50	WEBER	(\$522,088.00)	\$0.00	(\$37,912.00)	(\$560,000.00)
10015	Contract Closed Out	Roadway Reconstruct - With Widening	Other: 1500 SO. SR-68 TO 1450 WEST to: .50 for: .50	DAVIS	\$181,798.50	\$0.00	\$13,201.50	\$195,000.00
10732	Active	Other Study	Statewide Home Travel Survey	VARIOUS	\$128,000.00	\$0.00	\$0.00	\$128,000.00
10944	Under Construction	Roadway Reconstruct - With Widening	I-15; MP 313.00 - 340.50	DAVIS	\$4,881,999.20	\$354,511.79	\$0.00	\$5,236,510.99
11049	Close Out	Other	FY 2013 - FY 2014 CPG for WFRC MPO UPWP	SALT LAKE	\$400,000.00	\$0.00	\$0.00	\$400,000.00
11990	Active	Funding Pass Through	Project Planning Support -Weber & Davis County	DAVIS	\$139,999.76	\$0.00	\$10,166.24	\$150,166.00
Plan Fund Total					\$ 12,180,915	\$ 351,063	\$ 559,961	\$ 13,091,939

WFRC - STP, CMAQ, TAP Programs

2014 Obligated Funds in WFRC Area

PIN	PIN Status	Category	Description	County	FA	STATE	LOCAL	TOTAL
CONGESTION MITIGATION/AIR QUALITY (WFRC) CMAQ_WFRC								
4216	Closed	Roadway Reconstruct - Without Widening	SR-48; 4800 West to 2700 West	SALT LAKE	(\$250,788.70)	(\$18,211.30)	\$0.00	(\$269,000.00)
6605	Closed	Signal and/or Lighting Project	1300 SOUTH & 300 WEST	SALT LAKE	(\$29,292.62)	\$0.00	(\$2,127.12)	(\$31,419.74)
7124	Active	ITS/ ATMS	UDOT STATEWIDE FIBER OPTIC SUPPORT	VARIOUS	\$233,075.00	\$16,925.00	\$0.00	\$250,000.00
7194	Physically Complete	Intersection Improvements	SR-106: MAIN STREET & PARRISH LANE	DAVIS	\$664,600.31	\$0.00	\$48,260.69	\$712,861.00
7945	Closed	Intersection Improvements	SR-154; BANGERTE HIGHWAY @ 4100 SOUTH	SALT LAKE	(\$119,228.67)	(\$8,657.92)	\$0.00	(\$127,886.59)
7947	Active	Signal and/or Lighting Project	TRAFFIC ADAPIVE CONTROL SYSTEM	SALT LAKE	\$4,148,735.00	\$301,265.00	\$0.00	\$4,450,000.00
8868	Closed	ATMS Project	SR-201; MP 11.80 to MP 13.30	SALT LAKE	(\$611,841.79)	(\$44,429.57)	\$0.00	(\$656,271.36)
10543	Closed	ATMS Project	Ogden Area, Several Locations	WEBER	(\$65,278.15)	(\$4,740.25)	\$0.00	(\$70,018.40)
10712	Close Out	ATMS Project	REGION ONE COMMUTER LINK PROGRAM	VARIOUS	(\$33,646.70)	(\$2,443.30)	\$0.00	(\$36,090.00)
10944	Under Construction	Roadway Reconstruct - With Widening	I-15; MP 313.00 - 340.50	DAVIS	\$3,009,999.54	\$218,574.46	\$0.00	\$3,228,574.00
11143	Active	ITS/ ATMS	various locations along the Wasatch Front	VARIOUS	\$186,460.00	\$13,540.00	\$0.00	\$200,000.00
11912	Close Out	Other Study	Statewide Planning	STATEWIDE	\$130,077.55	\$9,445.73	\$0.00	\$139,523.28
12008	Active	Trails and Bikepaths	Salt Lake City - Bike Share Expansion	SALT LAKE	\$69,922.50	\$5,077.50	\$0.00	\$75,000.00
12583	Active	ATMS Project	SR-201; MP .00 - 7.18	SALT LAKE	\$46,615.00	\$3,385.00	\$0.00	\$50,000.00
12632	Close Out	ATMS Project	SR-68; MP 40.80 - 42.35	SALT LAKE	\$27,969.00	\$2,031.00	\$0.00	\$30,000.00
Plan Fund Total					\$ 7,407,377	\$ 491,761	\$ 46,134	\$ 7,945,272

WFRC - STP, CMAQ, TAP Programs

2014 Obligated Funds in WFRC Area

PIN	PIN Status	Category	Description	County	FA	STATE	LOCAL	TOTAL
TRANSPORTATION ALT PROGRAM - WFRC TAP_URB_WFRC								
8709	Closed	Safe Sidewalk/ADA	STATEWIDE SAFE ROUTES TO SCHOOL COORDINATOR	VARIOUS	(\$31,791.43)	(\$2,308.57)	\$0.00	(\$34,100.00)
11304	Closed	Other	Statewide Safe Routes to School Project Management 2013-2014	STATEWIDE	(\$80,137.99)	(\$5,819.31)	\$0.00	(\$85,957.30)
12006	Active	Trails and Bikepaths	200 West - Enhanced/ Separated Bikeway; North Temple to 900 South	SALT LAKE	\$38,224.30	\$0.00	\$0.00	\$38,224.30
12007	Active	Trails and Bikepaths	Holladay City- Bicycle Trails Improvement Project	SALT LAKE	\$27,036.70	\$0.00	\$0.00	\$27,036.70
12008	Active	Trails and Bikepaths	Salt Lake City - Bike Share Expansion	SALT LAKE	\$233,075.00	\$0.00	\$0.00	\$233,075.00
12009	Active	Trails and Bikepaths	Cnty:FA-2105; MP 1.37 - 2.12 & 700 West; 7200 South to 7800 South, Midvale City	SALT LAKE	\$52,208.80	\$0.00	\$0.00	\$52,208.80
12010	Close Out	Signal and/or Lighting Project	Cnty:FA-2118; MP 1.83 - 1.83 & 700 West HAWK; Bullion Street and 5900 South, Murray City	SALT LAKE	\$32,630.50	\$0.00	\$0.00	\$32,630.50
12012	Active	Trails and Bikepaths	200 South Trail; 2000 West to 4000 West, West Point	DAVIS	\$342,154.10	\$0.00	\$0.00	\$342,154.10
12013	Scoping	Trails and Bikepaths	Center Street Trail; Redwood Road to Legacy Parkway	DAVIS	\$37,292.00	\$0.00	\$0.00	\$37,292.00
12014	Active	Trails and Bikepaths	Ogden City Bicycle Study; Municipal Boundaries of Ogden City	WEBER	\$93,000.00	\$0.00	\$0.00	\$93,000.00
Plan Fund Total					\$ 743,692	\$ (8,128)	\$ -	\$ 735,564

UTA FY 2014 GRANTS OVERVIEW

Funds Allocated (awarded and executed) in Fed. FY 2014 (10/01/13 - 09/30/2014)

Grant Number	Fed. Amt	Local Amt.	Tot. Amt.	Brief Description	Award Date	Status	Approx % Comp
FTA Grants							
UT-03-0055-07	337,402,800	84,350,700	421,753,500	Mid-Jordan LRT (does not include ARRA grant amount)	6/11/2012	Active, closing soon, waiting for FTA to instruct on de-obligation	95
UT-03-0057-02	110,468,000	73,645,334	184,113,334	Draper Light Rail Transit Project	3/30/2012	Active, closing soon, waiting for FTA to instruct on de-obligation	77
UT-04-0019-00	400,000	100,000	500,000	3900 South TOD	4/7/2011	Active, work now progressing	0
UT-04-0022-00	4,448,000	1,112,000	5,560,000	New Central Garage Facility, Design/ROW	8/16/2012	Active, closing soon	100
UT-04-0023-00	1,580,000	395,000	1,975,000	Replacement Buses; Extra Bus Powertrain	12/27/2012	Active	89
UT-04-0025-02	400,000	100,000	500,000	VTCLI UTA One-Call/One-Click	7/18/2014	Active	0
UT-04-0026-02	400,000	100,000	500,000	VTCLI Tooele Computer Aided Sched. and Disp.	7/18/2014	Active	3
UT-26-0006-00	500,000	500,000	1,000,000	Transit Asset Management Pilot Program	12/2/2011	Active	95
UT-26-0007-02	50,000	0	50,000	VTCLI UTA Marketing/Outreach	7/18/2014	Active	0
UT-26-0008-02	50,000	0	50,000	VTCLI Tooele Marketing/Outreach	7/18/2014	Active	0
UT-39-0002-00	360,000	90,000	450,000	South Davis County Alternatives Analysis	5/10/2012	Close out submitted to FTA	100
UT-39-0003-00	470,000	117,500	587,500	Salt Lake City 200 South Corridor AA	9/11/2012	Active, closing soon	100
UT-79-0001-01	26,000,000	11,180,000	37,180,000	Sugar House Streetcar	2/28/2012	Active, closing soon	100
UT-88-0001-00	2,692,000	0	2,692,000	TIGGER Bus electrification/induction charging	9/11/2012	Active, closing soon	100
UT-90-X064-01	43,047,692	10,761,923	53,809,615	5307: PM, ADA ops, security, enhancements, planning	11/1/2010	Active, closing soon	100
UT-90-X067-01	41,276,540	11,292,399	52,568,939	5307: PM, ADA ops, security, enhancements, planning	7/27/2011	Active, closing soon	100
UT-90-X071-00	41,588,702	10,397,176	51,985,878	5307: PM, ADA ops, security, enhancements, planning	8/17/2012	Active	99
UT-90-X073-00	40,604,545	10,171,137	50,775,682	5307: PM, ADA ops, security, enhancements, planning	8/28/2013	Active	98

UTA FY 2014 GRANTS OVERVIEW

Funds Allocated (awarded and executed) in Fed. FY 2014 (10/01/13 - 09/30/2014)

Grant Number	Fed. Amt	Local Amt.	Tot. Amt.	Brief Description	Award Date	Status	Approx % Comp
FTA Grants							
UT-90-X075-00	40,810,152	10,202,538	51,012,690	5307: PM, ADA ops, security, enhancements, planning	9/22/2014	Active	99
UT-95-X003-01	2,591,764	188,204	2,779,968	Rideshare Vans/Operating/ITS/Rehab LRVs CMAQ/STP	8/19/2009	Active	93
UT-95-X004-00	4,072,028	295,695	4,367,723	Rideshare, Vans, Operating, Rehab LRVs CMAQ/STP	9/1/2010	Active	86
UT-95-X005-01	2,079,060	150,973	2,230,033	Rideshare,Vans, Operating, IT Equipment CMAQ/STP	7/3/2012	Active	40
UT-95-X007-00	10,314,213	748,978	11,063,191	Buses, Intermodals, Rideshare, Bike Center CMAQ/STP	12/19/2013	Active	38
EMW-2014-RA-00036	75,000	0	75,000	Homeland Security -- Multi-Agency Exercise	11/3/2014	Active	0
Grants Closed Since Last Year-End Report							
UT-04-0002-03	2,163,154	540,788	2,703,942	Bus & Rail Intermodal Station -- 94th So.	2/1/2010	Closed	100
UT-04-0020-00	1,740,000	435,000	2,175,000	Replace 5 (35 ft.) Buses	1/9/2012	Closed	100
UT-05-0012-00	4,928,095	1,232,024	6,160,119	Rail Mod -- Preventative Maintenance	8/17/2012	Closed	100
UT-20-X002-00	2,128,832	532,208	2,661,040	Buy Buses & Shelters for Canyon Service	9/17/2010	Closed	100
UT-20-X003-00	1,340,000	335,000	1,675,000	Replacement Buses; Planning Study	5/18/2011	Closed	100
UT-34-0001-00	3,088,814	772,204	3,861,018	5339 FY 2013 Bus Formula for 9 replacement buses	11/7/2013	Closed	100
UT-54-0001-00	7,432,621	1,858,155	9,290,776	5337 FY 2013 SGR Formula for prev. maint. on rail	11/7/2013	Closed	100
UT-54-0002-00	7,645,233	1,911,308	9,556,541	5337 FY 2014 SGR Formula for prev. maint. on rail	8/4/2014	Closed	100
2009-RA-T9-0037	2,061,920	0	2,061,920	Homeland Security -- TRAX Cameras	8/7/2009	Closed	100
2010-RA-T0-0032	563,000	0	563,000	Homeland Security -- Empl. Sec. & Terrorism Aware.	8/17/2010	Closed	100

Total Amounts	\$744,772,165	\$ 233,516,244	\$ 978,288,409		Federal Amount	Local Amount	Total Amount
	\$ 504,487,733	\$ 173,812,212	\$ 678,299,945	Capital Improvements	67.74%	74.43%	69.34%
	240,284,432	59,704,032	299,988,464	Operation/ Planning and Maintenance (O & M)	32.26%	25.57%	30.66%