



TRANSPORTATION IMPROVEMENT PROGRAM (TIP)

Wasatch Front Regional Council



25 AUGUST 2022
WASATCH FRONT REGIONAL COUNCIL
41 North Rio Grande Street
Suite 103
Salt Lake City, Utah 84101

TRANSPORTATION IMPROVEMENT PROGRAM (TIP) 2023-2028 PROJECTS

For the

WASATCH FRONT REGIONAL COUNCIL (WFRC) AREA

Including a separate listing of the following programs

Urban Surface Transportation Program (STP),
Congestion Mitigation/ Air Quality Program (CMAQ),
Transportation Alternatives Program (TAP)

Other Federal Highway Administration Funds	Federal Transit Administration Funds	State Funds
National Highway Performance Interstate Maintenance (IM) National Highway System (NHS) Bridge On State System Bridge Replacement Off System – Local Off System – Optional Minimum Guarantee Highway Safety Improvement Safety Any Area Rail/ Highway Crossing – Hazard Elimination Recreational Trails Program Safe Routes to School STP - Any Area Statewide Discretionary Funds Other Federal Funds	<u>Sec. 5303</u> – MPO & Statewide Planning <u>Sec. 5307</u> – Urbanized Area Formula <u>Sec. 5309</u> – Capital Investment Program – New Starts <u>Sec. 5309</u> – Capital Investment Program – Bus <u>Sec. 5309</u> – Capital Investment –Fixed Guide-way Modernization <u>Sect. 5310</u> – Elderly Persons and Persons with Disabilities <u>Sec. 5337</u> – State of Good Repair <u>Sec. 5339</u> – Buses and Bus Facilities Capital Investment Programs	State Construction Centennial Highway Funds Critical Highway Need Funds Highway Construction - Program State General Funds State Traffic Corridor - Preservation Transportation Investment - Fund (TIF)

Section includes;

- Glossary of Federal Funding Types
- Financial Tables
- Performance Measures
- Projects included in the 2023-2028 Transportation Improvement Program (TIP)
 - Urban Surface Transportation Program (STP) Projects
 - Congestion Mitigation/ Air Quality Program (CMAQ) Projects
 - Transportation Alternatives Program (TAP) Projects
 - Other Federal-Aid Funded and State Funded Projects
 - Transit Funded Projects

2023 – 2028 Transportation Improvement Program (TIP)

Glossary of Federal Funding Types

2023-2028 **TRANSPORTATION** **IMPROVEMENT PROGRAM (TIP)** **PROJECTS**

For the

**WASATCH FRONT REGIONAL
COUNCIL (WFRC) AREA**



UDOT electronic Program Management

STIP Planning Fund Table



epm381_plan_fund (Rev 448)

Report run on: August 30, 2022 11:04 AM

Plan Fund	Description	Category	Fed Aid	Reg	Fed/St
5309_FIX_GDW	SEC 509 FIXED GUIDEWAY GRANT	LOCAL	100.00	Y	F
BFP_BR_MAIN	BRIDGE FORMULA PROGRAM - MAIN	BRIDGE	93.23	Y	F
BFP_BR_MN/OFF	BRIDGE FORMULA PROG.-MAIN/OFF SYS.	BRIDGE	100.00	Y	F
BFP_BR_OFF	BRIDGE FORMULA PROGRAM - OFF SYSTEM	BRIDGE	100.00	Y	F
BRD_F	BRIDGE RESEARCH & DEPLOY PRG	MISC	50.00	Y	F
BR_OFF	BRIDGE REHAB/REPLACEMENT (OFF SYSTEM)	BRIDGE	80.00	Y	F
BR_ON/OFF	BRIDGE REHAB/REPLACEMENT (ON/OFF)	BRIDGE	80.00	Y	F
BYWAYS	SCENIC BYWAYS	FLH	80.00	Y	F
CARBON_CMPO	CARBON REDUCTION FOR LOGAN AREA	STP	93.23	Y	F
CARBON_DMPO	CARBON REDUCTION FOR DIXIE AREA	STP	93.23	Y	F
CARBON_FLEX	CARBON REDUCTION PROG. FLEX	STP	93.23	Y	F
CARBON_JHC	CARBON REDUCTION FOR JHC AREAS	STP	93.23	Y	F
CARBON_O/L	CARBON REDUCTION FOR O/L	STP	93.23	Y	F
CARBON_P/O	CARBON REDUCTION FOR P/O	STP	93.23	Y	F
CARBON_SL	CARBON REDUCTION FOR SL AREA	STP	93.23	Y	F
CMAQ_BOX_EL1	CONGESTION MITIGATION @100%	CMAQ	100.00	Y	F
CMAQ_BOX_ELD	CONGESTION MITIGATION / AIR (BOX ELDER)	CMAQ	93.23	Y	F
CMAQ_CACHE	CONGESTION MITIGATION/AIR QUALITY (CACHE)	CMAQ	93.23	Y	F
CMAQ_CACHE1	CMAQ CACHE @ 100%	CMAQ	100.00	Y	F
CMAQ_MAG	CONGESTION MITIGATION/AIR QUALITY (MAG)	CMAQ	93.23	Y	F
CMAQ_MAG_100	CMAQ MAG @ 100 %	CMAQ	100.00	Y	F
CMAQ_PM2.5	CMAQ REDUCE PM 2.5 EMISSIONS	CMAQ	93.23	Y	F
CMAQ_PM2.5_1	CMAQ 2.5 @ 100% PRORATA	CMAQ	100.00	Y	F
CMAQ_TOOELE	CONGESTION MITIGATION/AIR QUALITY (TOOELE)	CMAQ	93.23	Y	F
CMAQ_TOOELE1	CMAQ TOOELE @ 100 %	CMAQ	100.00	Y	F
CMAQ_WFRC	CONGESTION MITIGATION/AIR QUALITY (WFRC)	CMAQ	93.23	Y	F
CMAQ_WFRC_1	CMAQ WFRC @ 100 % PRO-RATA	CMAQ	100.00	Y	F
COVID_UTA	CRRSAA FUNDS FOR UTA	STP	100.00	Y	F
EM_2005_IMD	EARMARK - IM DISCRETIONARY (2005)	EARMARK	94.18	Y	F
EM_2005_PLH	EARMARK - PUBLIC LANDS HWYS (2005)	EARMARK	100.00	Y	F
EM_2006_112	EARMARK - SECTION 112 (2006)	EARMARK	100.00	Y	F
EM_2006_PLH	EARMARK - PUBLIC LANDS HWYS (2006)	EARMARK	100.00	Y	F
EM_2008_129	EARMARK - SECTION 129	EARMARK	100.00	Y	F
EM_2009_PLHD	EARMARK - PUBLIC LANDS HIGHWAY (2009)	EARMARK	100.00	Y	F
EM_2009_TCSP	EARMARK - TCSP (2009)	EARMARK	80.00	Y	F
EM_2010_FBD	EARMARK - FERRY BOAT DISCRETIONARY	EARMARK	80.00	Y	F
EM_2010_IMD	EARMARK - IM DISCRETIONARY (2010)	EARMARK	90.00	Y	F
EM_2011_PLHD	EARMARK - PUBLIC LANDS HWY DISCRETIONARY	EARMARK	100.00	Y	F
EM_2011_TFPF	EARMARK - TRUCK PARKING FAC PROG (2011)	EARMARK	100.00	Y	F
EM_2012_HFL	EARMARK - HWY FOR LIFE (2012)	EARMARK	80.00	Y	F
EM_2012_IBRD	EARMARK - INNOVATIVE BRIDGE RESEARCH	EARMARK	100.00	Y	F
EM_2012_PLHD	EARMARK - PUBLIC LANDS HWY DISC. (2012)	EARMARK	100.00	Y	F
EM_2012_TCSP	EARMARK - TCSP PROGRAM (2012)	EARMARK	80.00	Y	F
EM_2014_FBD	FERRY BOAT DISC FUNDS - 2014	EARMARK	80.00	Y	F
EM_2015_FBD	FERRY BOAT DISCR FUND 2015	EARMARK	80.00	Y	F



UDOT electronic Program Management

STIP Planning Fund Table



epm381_plan_fund (Rev 448)

Report run on: August 30, 2022 11:04 AM

Plan Fund	Description	Category	Fed Aid	Reg	Fed/St
EM_2016_FBD	FERRY BOAT DISC FUNDS - 2016	EARMARK	80.00	Y	F
EM_2017_FBD	FERRY BOAT DISCR FUNDS - 2017	EARMARK	80.00	Y	F
EM_2018_FBD	FERRY BOAT DISR FUNDS - 2018	EARMARK	80.00	Y	F
EM_2019_FBD	FERRY BOAT DISC FUND FOR 2019	EARMARK	80.00	Y	F
EM_2020_FBD	FERRY BOAT DISC FUND FOR 2020	EARMARK	80.00	Y	F
EM_2021_FBD	FERRY BOAT DISC FOR 2020	EARMARK	80.00	Y	F
EM_HPP_1702	EARMARK - HIGH PRIOR PROJ - SECTION 1702	EARMARK	80.00	Y	F
EM_HPP_2010	EARMARK - 2010 SURFACE TRANS PRIORTIES	EARMARK	100.00	Y	F
EM_HPP_T21	EARMARK - HIGH PRIOR PROJ - TEA 21	EARMARK	80.00	Y	F
EM_RN29	STP 5590 REPURPOSED EARMARK	EARMARK	80.00	Y	F
EM_RPF0@80	EM_RPF0@80 REPURPOSED EARMARK 80/20	EARMARK	80.00	Y	F
EM_RPF1@93.2	REPURPOSED EARMARK @93.23	EARMARK	93.23	Y	F
EM_RPF9@80	REPURPOSED EARMARK @ 80	EARMARK	80.00	Y	F
EM_RPF9@93.2	REPURPOSED EARMARK @ 93.23	EARMARK	93.23	Y	F
EM_RPS0@93.2	REPURPOSED EARMARK SPECIAL	EARMARK	93.23	Y	F
EM_RPS9@100	REPURPOSED EARMARK @ 100%	EARMARK	100.00	Y	F
EM_RPS9@80	REPURPOSED EARMARK @ 80%	EARMARK	80.00	Y	F
EM_RPS9@93.2	REPURPOSED EARMARK @ 93.23	EARMARK	93.23	Y	F
EM_TI_1934	EARMARK - TRANS IMPROV PROJ - SEC 1934	EARMARK	93.23	Y	F
ENH_EAC_100%	STP ENHANCEMENT FUNDS @ 100%	STP	100.00	Y	F
EQ_BONUS(MG)	EQUITY BONUS / MINIMUM GUARANTY	EB / MG	93.23	Y	F
ER_2010	EMERGENCY RELIEF - 2010 EVENTS (93.23%)	ER	93.23	Y	F
ER_2016	EMERGENCY RELIEF - 2016 EVENT	ER	93.23	Y	F
ER_2019	EMERGENCY RELIEF - 2019	ER	100.00	Y	F
ER_2019@93.2	EMERGENCY RELIEF - 2019 @ 93.23	ER	93.23	Y	F
ER_2020	EMERGENCY RELIEVE FMIS FAST ACT	ER	93.23	Y	F
ER_2020_100%	EMERGENCY RELIEF - 100%	ER	100.00	Y	F
ER_2022	EMERGENCY RELIEF 2022	ER	93.23	Y	F
ER_OTHER	EMERGENCY RELIEF - OTHER EVENTS	ER	100.00	Y	F
FA_ATCMDT	ADVANCED TECH DEPLOY GRANT	MISC	100.00	Y	F
FA_INFRA@100	INFRA GRANT	MISC	100.00	Y	F
FA_LTAP	LOCAL TRANSPORTATION ASSISTANCE PRGM	MISC	50.00	Y	F
FA_MISC	FEDERAL AID MISCELLANEOUS	MISC	80.00	Y	F
FA_MISC_100%	MISC. FEDERAL AID WITH 100% PRO RATA	MISC	100.00	Y	F
FA_MISC_50%	FEDERAL AID WITH 50% PRO-RATA	MISC	50.00	Y	F
FA_PUB_LANDS	PUBLIC LANDS HIGHWAYS	FLH	100.00	Y	F
FA_SHRP2	SHRP2 IMPLEMENTATION ASSISTANCE	MISC	100.00	Y	F
FA_STIC_2015	STIC INCENTIVE PROGRAM	MISC	100.00	Y	F
FA_STIC_2017	FY17 STIC INCENTIVE PROGRAM	MISC	100.00	Y	F
FA_STIC_2018	STIC - INCENTIVE PROGRAM	MISC	100.00	Y	F
FA_STIC_2019	2019 STIC TECH INNOVATE DEPLOYMENT	MISC	100.00	Y	F
FA_STIC_2021	2021 STIC TECH INNOVATIION	MISC	100.00	Y	F
FLHP	FEDERAL LANDS HIGHWAY PROGRAM	FLH	100.00	Y	F
FTA 5309_FGC	FIXED GUIDEWAY CAPITAL INVESTMENTS GRANT	LOCAL	50.00	Y	F
FTA_5312_80	FTA SECTION 5312 @ 80%	FTA	80.00	Y	F



UDOT electronic Program Management

STIP Planning Fund Table



epm381_plan_fund (Rev 448)

Report run on: August 30, 2022 11:04 AM

Plan Fund	Description	Category	Fed Aid	Reg	Fed/St
FTASEC_3028	FED TRANSIT ADMINISTRATION SEC 3028	STATE	80.00	Y	F
FTASEC_5303	FED TRANSIT ADMINISTRATION	PL	80.00	Y	F
FTASEC_5307	FED TRANSIT ADMINISTRATION SEC. 5307	STATE	80.00	Y	F
FTASEC_5309	FED TRANSIT ADMINISTRATION SEC 5309	STATE	80.00	Y	F
FTASEC_5310	FED TRANSIT ADMINISTRATION SEC 5310	STATE	80.00	Y	F
FTASEC_5320	TRANSIT IN THE PARK FUNDING	LOCAL	80.00	Y	F
FTASEC_5337	SECTION 5337 STATE OF GOOD REPAIR FUNDS	LOCAL	80.00	Y	F
FTASEC_5339	FED TRANSIT ADMINISTRATION SEC 5339	STATE	80.00	Y	F
FTA_5303	FTA-MPO (CPG) FUNDS @ 93.23 % PRORATA	PL	93.23	Y	F
FTA_5303_100	FTA MPO FUNDS @100 %	PL	100.00	Y	F
FTA_5304_80%	FTA SEC_5304 GRANT @ 80%	LOCAL	80.00	Y	F
FTA_5307_100	FTA FUNDS @ 100 % PRO RATA	FTA	100.00	Y	F
FTA_5307_50%	FTA SECTION 5307 GRANT 50% MATCH	LOCAL	50.00	Y	F
FTA_5310_100	FTA SECTION 5310 @ 100 %	LOCAL	100.00	Y	F
FTA_5310_50	FTA SECTION 5310 @50 % SM RURAL	LOCAL	50.00	Y	F
FTA_5310_80	FTA SECTION 5310 @ 80% SM RURAL	LOCAL	80.00	Y	F
FTA_5311_10	FTA-5311 60%@ 50%, 40% @ 20% MATCH	STATE	58.80	Y	F
FTA_5311_100	FTA SECTION 5311 GRANT AT 0% MATCH	LOCAL	100.00	Y	F
FTA_5311_50%	FTA SECTION 5311 GRANT 50 % MATCH	LOCAL	50.00	Y	F
FTA_5311_80	FTA SECTION 5311 @ 80%	LOCAL	80.00	Y	F
FTA_5312_77.	FTA 5312 FUNDS AT 77.5% PRORATA	FTA	77.48	Y	F
FTA_5312_85%	FTA SECTION 5312 LONO FUNDS	LOCAL	85.00	Y	F
FTA_5312_90%	FTA SECTIN 5312 LONO FUNDS @ 90%	LOCAL	90.00	Y	F
FTA_5316_10	FTA- 5316 JOB ACCESS & REVERSE COMMUTE	STATE	58.80	Y	F
FTA_5317	TRANSIT - NEW FREEDOM PROGRAM	STATE	50.00	Y	F
FTA_5317_10	FTA-5317 NEW FREEDOM PROGRAM	STATE	58.80	Y	F
FTA_5329_80	FTA SECTION 5329 @ 80 %	LOCAL	80.00	Y	F
FTA_5338	FTA SECTION 5338	FTA	80.00	Y	F
FTA_5339_80	FTA SECTION 5339 @ 80 %	LOCAL	80.00	Y	F
FTA_5339_80A	FTA FORMULA FUNDS	FTA	80.00	Y	F
FTA_5339_80B	FTA - DISCRETIONARY FUNDS	FTA	80.00	Y	F
FTA_5339_80C	LO/NO DISCRETIONARY FUNDS	FTA	80.00	Y	F
FTA_5339_85	FTA BUS & BUS FACILITY FUNDS	LOCAL	85.00	Y	F
FTA_ARPA_100	FTA ARPA FUNDS @ 100%	FTA	100.00	Y	F
FTA_CARE_100	FEDERAL CARES ACT @ 100%	FTA	100.00	Y	F
FTA_CRRSAA_1	FTA CRRSAA FUNDS @ 100%	FTA	100.00	Y	F
FTA_ILL	FED TRANSIT ADMINISTRATION ILLUSTRATIVE	STATE	80.00	Y	F
HIF_O/L_80%	HIF WITH PRO-RATA OF 80%	STP	80.00	Y	F
HIP_COMUNITY	HIGHWAY IMPROVEMENT PROG. EARMARK	EARMARK	93.23	Y	F
HPP_1702@100	EARMARK - HPP - SEC 1702 @ 100 %	EARMARK	100.00	Y	F
HSIP	HIGHWAY SAFETY IMPROVEMENT PROGAM	SAFETY	93.23	Y	F
HSIP_100%	HIGHWAY SAFETY PROGRAM @ 100 % FA	SAFETY	100.00	Y	F
HSIP_FLEX	10% THAT MAY BE USED ON SPECIFIC	SAFETY	93.23	Y	F
HSIP_HRRR	HIGH RISK RURAL ROADS	SAFETY	93.23	Y	F
HSIP_HRRR@1	HSIP HIGH RISK RURAL ROADS @100%	SAFETY	100.00	Y	F



UDOT electronic Program Management

STIP Planning Fund Table



epm381_plan_fund (Rev 448)

Report run on: August 30, 2022 11:04 AM

Plan Fund	Description	Category	Fed Aid	Reg	Fed/St
HSIP_HRRR_SR	HSIP HIGH RISK RURAL ROAD - SPECIAL RULE	SAFETY	93.23	Y	F
HSIP_VRU	VULNERABLE ROAD USER SAFETY	SAFETY	93.23	Y	F
IM	INTERSTATE MAINTENANCE	IM	94.18	Y	F
ITS_RESEARCH	ITS RESEARCH ALLOCATION OF FUNDS	MISC	50.00	Y	F
LHIP	HIGHWAY INFRASTRUCTURE	MISC	80.00	Y	F
LOCAL_BOND	LOCAL BOND FUNDING	LOCAL	0.00	Y	L
LOCAL_CMPO	LOCAL FUNDS FROM CMPO	LOCAL	0.00	Y	O
LOCAL_GOV	LOCAL GOVERNMENT FUNDS	LOCAL	0.00	Y	L
LOCAL_INKIND	LOCAL IN KIND (SOFTMATCH)	LOCAL	0.00	Y	O
LOCAL_MAG	LOCAL FUNDS FROM MAG	LOCAL	0.00	Y	L
LOCAL_MATCH	LOCAL MACHING FUNDS	LOCAL	0.00	Y	L
LOCAL_UNCOL	LOCAL GOVERNMENT UNCOLLECTED FUNDS	LOCAL	0.00	Y	O
LOCAL_WFRC	LOCAL FUNDS FROM WFRC	LOCAL	0.00	Y	L
L_BETTERMENT	LOCAL GOVT - BETTERMENT CO-OP	LOCAL	0.00	Y	O
L_CORR-WEBER	CORRIDOR PRESERVATION - WEBER CO	LOCAL	0.00	Y	O
L_CORR_DAVIS	CORRIDOR PRESERVATION - DAVIS CO	LOCAL	0.00	Y	O
L_CORR_MATCH	CORRIDOR PRESERVATION - STATE MATCH	LOCAL	0.00	Y	O
L_CORR_UTCO	CORRIDOR PRESERVATION - UTAH CO	LOCAL	0.00	Y	O
L_CORR_WASH	CORRIDOR PRESERVATION - WASHINGTON CO	LOCAL	0.00	Y	L
L_PASS_MATCH	LOCAL PASS THUR MATCH	LOCAL	0.00	Y	O
MAG_EXCHANGE	STATE/ FEDERAL FUNDS EXCHANGE W/MAG	LOCAL	0.00	Y	L
NEVI	NATIONAL ELECTRIC VEHICLE INFRASTRUCTURE	MISC	80.00	Y	F
NHFP	NATIONAL HIGHWAY FREIGHT PROGRAM	NHFP	93.23	Y	F
NHPP_BR	NAT'L HIGHWAY PERFORM PROG. BRIDGE ON	NHPP	93.23	Y	F
NHPP_EXEMPT	NAT'L PERFORM PROG - EXEMPT	NHPP	93.23	Y	F
NHPP_IM	NAT'L HIGHWAY PERFORM PROGRAM - IM	NHPP	94.18	Y	F
NHPP_NHS	NAT'L HIGHWAY PERFORM PROG. NHS ROUTES	NHPP	93.23	Y	F
NHS	NATIONAL HIGHWAY SYSTEM	NH	93.23	Y	F
NRT	NATIONAL RECREATION TRAILS	REC TRAILS	50.00	Y	F
NSFL&TPGRANT	NAT'L SIG FED LAND & TRIBAL GRANT	MISC	100.00	Y	F
NSTI	NATIONAL SUMMER TRANSPORTATION INSTITUTE	MISC	100.00	Y	F
OTHER	PRIVATE FUNDS	MISC	0.00	Y	O
OTHER_STATE	OTHER STATE AGENCY	STATE	0.00	Y	S
PL_CMPO	PLANNING MPO (CACHE)	STP	93.23	Y	F
PL_CMPO_100	PLANNING FUND CMPO 100%	PL	100.00	Y	F
PL_DMPO	PLANNING MPO (DIXIE)	STP	93.23	Y	F
PL_MAG	PLANNING MPO (MAG)	STP	93.23	Y	F
PL_WFRC	PLANNING MPO (WFRC)	STP	93.23	Y	F
PL_WFRC_100	PLANNING WFRC AT 100 %	STP	100.00	Y	F
PROTECT_FLEX	PROTECT FUNDING ANY AREA	MISC	80.00	Y	F
PROTECT_PLAN	PROTECT PANNING FUNDS	MISC	100.00	Y	F
R/H_DEVIC90S	RAIL/HWY DEVICES WITH STATE MATCH	RAIL/HWY	90.00	Y	F
R/H_DEVICES1	RAIL/HWY DEVICES @ 100%	RAIL/HWY	100.00	Y	F
R/H_DEVICES90	RAIL/HIGHWAY DEVICES @90/10	RAIL/HWY	90.00	Y	F
R/H_HZ_EL90S	RAIL/HWY HAZARD ELIM W/ STATE MATCH	RAIL/HWY	90.00	Y	F



UDOT electronic Program Management

STIP Planning Fund Table



epm381_plan_fund (Rev 448)

Report run on: August 30, 2022 11:04 AM

Plan Fund	Description	Category	Fed Aid	Reg	Fed/St
R/H_HZ_ELM1	RAIL/HWY HAZARD ELIM @100 %	RAIL/HWY	100.00	Y	F
R/H_HZ_ELM90	RAIL / HWY ELIM @90/10	RAIL/HWY	90.00	Y	F
SAFETY_406	SAFETY INITIATIVES SECTION 406 PROGRAM	SAFETY	100.00	Y	F
SEC154_HSIP	SECTION 154 PENALTIES FOR HSIP	HSIP	93.23	Y	F
SEC164_HSIP	SECTION 164 PENALTIES-FOR HSIP	HSIP	93.23	Y	F
SPR_P	STATEWIDE PLANNING & RESEARCH (PLANNING)	SPR	80.00	Y	F
SPR_P_100%	SPR PLANNING FUNDS @ 100%	SPR	100.00	Y	F
SPR_P_50%	SPR PLANNING FUNDS 50%	SPR	50.00	Y	F
SPR_P_MAG	SPR PLANNING FUNDS MAG	SPR	100.00	Y	F
SPR_P_WFRC	WFRC PLANNING FUNDS	SPR	100.00	Y	F
SPR_R	STATEWIDE PLANNING & RESEARCH (RESEARCH)	SPR	80.00	Y	F
SPR_R_100%	SPR POOLED FUND 100%	SPR	100.00	Y	F
SR2S_INFR	SAFE ROUTES TO SCHOOLS - INFRASTRUCTURE	SAFETY	100.00	Y	F
SR2S_OPT	SAFE ROUTES TO SCHOOLS - EITHER	SAFETY	100.00	Y	F
SR2S_PRGM	SAFE ROUTES TO SCHOOLS - PROGRAM ADMIN	STATE	100.00	Y	F
STP_BR	STP - JHC BRIDGE FUNDS UNDER MAPP-21	STP	93.23	Y	F
STP_BRIDGE	STP - BRIDGE FUNDS FOR STATE PROJECTS	STP	93.23	Y	F
STP_BR_100%	JHC BRIDGE FUNDS @ 100 % PRO-RATA	STP	100.00	Y	F
STP_COVID_OL	CRRSAA FUND FOR 2021- OGDEN LAYTON	STP	100.00	Y	F
STP_COVID_PO	CRRSAA FUNDS FOR 2021 FOR PROVO OREM	STP	100.00	Y	F
STP_COVID_SL	CRRSAA BILL - 2021 SALT LAKE	STP	100.00	Y	F
STP_COVID_ST	CRRSAA FUNDS FOR STATEWIDE	STP	100.00	Y	F
STP_ENH_EAC	STP - ENHANCEMENT - ADVISORY COMM	STP	80.00	Y	F
STP_ENH_ST	STP - ENHANCEMENT - STATE	STP	80.00	Y	F
STP_EXCHANGE	STP FUNDS EXCHANGE WITH MPO	STP	93.23	Y	F
STP_FLX_100%	STP_ FLEXIBLE @ 100 FEDERAL FUNDING	STP	100.00	Y	F
STP_FLX_CMPO	STP - FLEXIBLE CACHE (CMPO)	STP	93.23	Y	F
STP_FLX_DMPO	STP - FLEXIBLE DIXIE (DMPO)	STP	93.23	Y	F
STP_FLX_MAG	STP - FLEXIBLE SOUTH UTAH CO (MAG)	STP	93.23	Y	F
STP_FLX_ST	STP - FLEXIBLE (ANY AREA) STATEWIDE	STP	93.23	Y	F
STP_FLX_WFRC	STP - FLEXIBLE (WFRC)	STP	93.23	Y	F
STP_HIF_BR	HIF BRIDGE REPLACE & REHAB	STP	93.23	Y	F
STP_HIF_O/L	HIGHWAY INFRATRUCTURE - OGDEN/LAYTON	STP	93.23	Y	F
STP_HIF_P/O	HIGHWAY INFRASTRUCTURE - PROVO/OGDEN	STP	93.23	Y	F
STP_HIF_RURL	HIGHWAY INFRASTRUCTURE - NON URBAN	STP	93.23	Y	F
STP_HIF_SL	HIGHWAY INFRASTRUCTURE - SALT LAKE	STP	93.23	Y	F
STP_HIF_ST	HIGHWAY INFRASTRUCTURE FUNDS	STP	93.23	Y	F
STP_HIF_SU	HIGHWAY INFRASTRUCTURE - SMALL URBAN	STP	93.23	Y	F
STP_RURAL	STP-RURAL (NON URBAN)	STP	93.23	Y	F
STP_SU_CMPO	STP - SMALL URBAN (CACHE)	STP	93.23	Y	F
STP_SU_DMPO	STP - SMALL URBAN (DIXIE)	STP	93.23	Y	F
STP_SU_DMPO1	STP-SMALL URBAN DMPO @ 100	STP	100.00	Y	F
STP_SU_JHC	STP - SMALL URBAN (JHC)	STP	93.23	Y	F
STP_SU_JHC@1	STP- SMALL URBAN (JHC) @ 100 %	STP	100.00	Y	F
STP_SU_MAG	STP - SMALL URBAN SOUTH UTAH CO (MAG)	STP	93.23	Y	F



UDOT electronic Program Management

STIP Planning Fund Table



epm381_plan_fund (Rev 448)

Report run on: August 30, 2022 11:04 AM

Plan Fund	Description	Category	Fed Aid	Reg	Fed/St
STP_SU_UDOT	STP SMALL URBAN FUNDS - UDOT	STP	93.23	Y	F
STP_SU_WFRC	STP - SMALL URBAN (WFRC)	STP	93.23	Y	F
STP_TAP_ST	CONVERTED TAP FUNDS TO STP	TAP	93.23	Y	F
STP_UB_P/O_U	UDOT'S URBAN STP FROM MAG EXCHANGE	STP	93.23	Y	F
STP_URB_O/L	STP - URBAN AREA OGDEN / LAYTON (WFRC)	STP	93.23	Y	F
STP_URB_P/O	STP - URBAN AREA PROVO/OREM (MAG)	STP	93.23	Y	F
STP_URB_SL	STP - URBAN AREA SALT LAKE (WFRC)	STP	93.23	Y	F
STP_URB_SL@1	STP SALT LAKE URBAN FUNDS @ 100 %	STP	100.00	Y	F
STP_URB_SL_U	UDOT'S STP FUNDS FROM WFRC EXCHANGE	STP	93.23	Y	F
STP_UR_O/L@1	STP - O/L URBAN AREA @ 100%	STP	100.00	Y	F
STP_UR_P/O@1	STP-URBAN STEA 03 FUNDS	STP	100.00	Y	F
ST_ADA_RAMPS	STATE CONST-ADA RAMP PLACEMENTS	STATE	0.00	Y	S
ST_APPROP	STATE APPROPRIATED BUDGET	STATE	0.00	Y	S
ST_ATMS	STATE CONST - ATMS STATEWIDE	STATE	0.00	Y	S
ST_ATMS_AM	ATMS ASSET MANAGEMENT (LIFE CYCLE REPLACE	STATE	0.00	Y	S
ST_BARRIER	STATE CONST - BARRIER TREATMENTS	STATE	0.00	Y	S
ST_BONDS_MVC	MTN VIEW CORRIDOR - LEG APPROVED BONDING	STATE	0.00	Y	S
ST_BRIDGE	STATE CONST - BRIDGE PROGRAM	STATE	0.00	Y	S
ST_CAV	CONNECTED AUTONOMOUS VEHICLE	STATE	0.00	Y	S
ST_CHF	CENTENNIAL HIGHWAY FUND	STATE	0.00	Y	S
ST_CHF_TIF	CENTENNIAL HWY FUND - DEPOSITS TO TIF	STATE	0.00	Y	S
ST_CLS_ADJ	CLOSE ADJUSTMENTS	STATE	0.00	N	S
ST_CODE_ONE	STATE CODE ONE FUNDS	STATE	0.00	Y	S
ST_CONCEPT_D	REGION CONCEPT DEVELOPMENT	STATE	0.00	Y	S
ST_CONCPT_D1	REGION ONE CONCEPT FUNDS	STATE	0.00	Y	S
ST_CONCPT_D2	REGION TWO CONCEPT FUNDS	STATE	0.00	Y	S
ST_CONCPT_D3	REGION THREE CONCEPT FUNDS	STATE	0.00	Y	S
ST_CONCPT_D4	REGION FOUR CONCEPT FUNDS	STATE	0.00	Y	S
ST_CONST	STATE CONSTRUCTION	STATE	0.00	Y	S
ST_CONT_PG	STATE CONST - PROGRAMMING CONTINGENCY	STATE	0.00	Y	S
ST_CONT_R1	STATE CONST - REGION 1 CONTINGENCY	STATE	0.00	Y	S
ST_CONT_R2	STATE CONST - REGION 2 CONTINGENCY	STATE	0.00	Y	S
ST_CONT_R3	STATE CONST - REGION 3 CONTINGENCY	STATE	0.00	Y	S
ST_CONT_R4	STATE CONST - REGION 4 CONTINGENCY	STATE	0.00	Y	S
ST_CORR_CEPV	STATE CONST - CORRIDOR STUDIES & CEPV	STATE	0.00	Y	S
ST_CORR_PRES	OTHER CORRIDOR PRESERVATION FUNDS	STATE	0.00	Y	S
ST_EMERGING	EMERGING AREA PLAN - SB2	STATE	0.00	Y	S
ST_ER_FUND	STATE EMERGENCY RELIEF FUNDS	STATE	0.00	Y	S
ST_EXCHANGE	STATE CONST - FUNDS EXCHANGE PROGRAM	STATE	0.00	Y	S
ST_EXCH_MAG	STATE FUND EXCHANGE WITH MAG	STATE	0.00	Y	S
ST_EXPRESS	EXPRESS LANES REVENUE - CAPITAL PRGM	STATE	0.00	Y	S
ST_FWY_OPS	STATE FREEWAY OPERATIONAL FUNDS	STATE	0.00	Y	S
ST_GF_BRIDGE	GENERAL FUND - BRIDGE PROGRAM	STATE	0.00	Y	S
ST_GF_CHN	GENERAL FUND - CRITICAL HIGHWAY NEEDS	STATE	0.00	Y	S
ST_GF_HB173	STATE CONSTRUCTION PER HB 173	STATE	0.00	Y	S



UDOT electronic Program Management

STIP Planning Fund Table



epm381_plan_fund (Rev 448)

Report run on: August 30, 2022 11:04 AM

Plan Fund	Description	Category	Fed Aid	Reg	Fed/St
ST_GF_HB185	GENERAL FUND - HB 185 (2010)	STATE	0.00	Y	S
ST_GF_HB242	GENERAL FUND - HB 242 (2009)	STATE	0.00	Y	S
ST_GF_HB3	GENERAL FUND - HB 3 (2012) ITEM 49	STATE	0.00	Y	S
ST_GF_HCP	GENERAL FUND - HWY CONSTRUCTION PRGM	STATE	0.00	Y	S
ST_GF_OTHER	GENERAL FUND - OTHER	STATE	0.00	Y	S
ST_GF_SB3	GENERAL FUNDS - SB3 (2021)	STATE	0.00	Y	S
ST_GF_STUDY	STATEWIDE E/W CORRIDOR PLANNING STUDY	STATE	0.00	Y	S
ST_GF_TIF	GENERAL FUND - TRANSP INVESTMENT FUND	STATE	0.00	Y	S
ST_GF_TPA	TECHNICAL PLANNING ASSISTANCE - HB3	STATE	0.00	Y	S
ST_HB377/TF	TRANSPORTATION FUNDING FROM HB377	STATE	0.00	Y	S
ST_HWY_TRNSF	STATE CONST - JURISDICTIONAL TRANSFER	STATE	0.00	Y	S
ST_ICTD	IMPACTED COMMUNITIES TRANS DEVELOP FUND	STATE	0.00	Y	S
ST_INELIGIBL	STATE INELIGIBLE FUNDS USED TO CLOSE OUT	STATE	0.00	Y	S
ST_INS-RECOV	FUNDS RECOVERED FOR DAMAGE REPAIR	STATE	0.00	Y	S
ST_ITS	STATE ITS FUNDS	STATE	0.00	Y	S
ST_KW_KW_C	KNOW WHERE KNOW WHY CAMPAIGN	STATE	0.00	Y	S
ST_LIGHTING	STATE CONST - LIGHTING	STATE	0.00	Y	S
ST_MATCH	STATE MATCHING FUNDS - F.A. PROGRAM	STATE	0.00	Y	S
ST_MOTOR_CAR	STATE MOTOR CARRIER FUNDS	STATE	0.00	Y	S
ST_PARK_LEG	STATE PARK LEGISLATIVE FUNDS	STATE	0.00	Y	S
ST_PK_ACCESS	STATE PARK ACCESS ROADS (JHC)	STATE	0.00	Y	S
ST_PR	STATE - PUBLIC RELATIONS	STATE	0.00	Y	S
ST_PVMT	STATE CONST - PAVEMENT PRESERVATION	STATE	0.00	Y	S
ST_PVMT_LV2	STATE PAVEMENT LEVEL TWO FUNDS	STATE	0.00	Y	S
ST_PVMT_TAP	STATE TAP FUNDS FROM PVMT PROG.	STATE	0.00	Y	S
ST_QTR_QTR	QUARTER OF QUARTER	STATE	0.00	Y	S
ST_RESEARCH	STATE RESEARCH MATCH FUNDS	STATE	0.00	Y	S
ST_RET_ROW	STATE FUNDS RETAINED FROM RIGHT OF WAY	STATE	0.00	Y	S
ST_RET_ROW_S	STATE RETAINED ROW FUNDS	STATE	0.00	Y	S
ST_SAFETY_ED	STATE FUNDS FOR SAFETY EDUCATION	STATE	0.00	Y	S
ST_SAFE_SIDE	SAFE SIDEWALK PROGRAM FUNDS	STATE	0.00	Y	S
ST_SB115	COUNTY OF 1ST CLASS FUNDS	STATE	0.00	Y	S
ST_SB215	SALT LAKE COUNTY BOND PROJECTS	STATE	0.00	Y	S
ST_SIB_LG	SIB FUNDS FOR LOCAL GOVERNMENT	STATE	0.00	Y	S
ST_SIGNALS	STATE CONSTRUCTION - SIGNAL PROGRAM	STATE	0.00	Y	S
ST_SIGNING	STATE CONST - SIGNING	STATE	0.00	Y	S
ST_SIGNL_M&O	SIGNALS MAINTENANCE & OPERATIONS	STATE	0.00	Y	S
ST_SPOT_MNT	STATE CONST - MAINT SPOT IMPROVEMENTS	STATE	0.00	Y	S
ST_SPOT_SFTY	STATE CONST - SAFETY SPOT IMPROVEMENTS	STATE	0.00	Y	S
ST_SRPLS_DOC	STATE SURPLUS PROPERTY DOCUMENTATION	STATE	0.00	Y	S
ST_STLMNT	STATE SETTLEMENT FUNDS	STATE	0.00	Y	S
ST_STUDIES	STATEWIDE CORRIDOR STUDIES	STATE	0.00	Y	S
ST_T&S_FUND	STATE TRAFFIC & SAFETY FUNDS	STATE	0.00	Y	S
ST_TF_HB2	TRANSPORTATION FUND - HB2 (2018)	STATE	0.00	Y	S
ST_TIF	STATE TIF FUNDS	STATE	0.00	Y	S



UDOT electronic Program Management

STIP Planning Fund Table



epm381_plan_fund (Rev 448)

Report run on: August 30, 2022 11:04 AM

Plan Fund	Description	Category	Fed Aid	Reg	Fed/St
ST_TIFEX_CPO	STATE TIF EXCHANGE WITH CMPO	STATE	0.00	Y	S
ST_TIFEX_MAG	STATE TIF EXCHANGE WITH MAG	STATE	0.00	Y	S
ST_TIF_ACT	STATE TIF ACTIVE FUNDS	STATE	0.00	Y	S
ST_TIF_CC	TIF SPECIFICALLY FOR COTTONWOOD CYNS.	STATE	0.00	Y	S
ST_TIF_EXCH	TIF FUNDS EXCHANGED FOR FEDERAL FUNDS	STATE	0.00	Y	S
ST_TIF_FMLM	STATE TIF FIRST MILE LAST MILE	STATE	0.00	Y	S
ST_TIF_HB377	GENERAL FUND - HB 377 (2013)	STATE	0.00	Y	S
ST_TIF_HB433	FUNDS PROGRAMMED BY HB433	STATE	0.00	Y	S
ST_TIF_MATCH	STATE TIF MATCH FUNDS	STATE	0.00	Y	S
ST_TIF_PRES	TIF FUNDS DEDICATED TO PRESERVATION	STATE	0.00	Y	S
ST_TIF_PRS_S	TIF FUNDS FOR BRIDGE PRESRVATION	STATE	0.00	Y	S
ST_TIF_SB229	TIF FUNDS - SB229 (2012)	STATE	0.00	Y	S
ST_TOLL_CR	STATE TOLL CREDIT	STATE	0.00	Y	S
ST_TRANS_SOL	STATE TRANSPORTATION SOLUTIONS	STATE	0.00	Y	S
ST_TSP_MS4	TRANSPORTATION SOLUTIONS MS4 FUNDS	STATE	0.00	Y	S
ST_TTIF	STATE TRANS TRANSPORTATION INVEST FUND	STATE	0.00	Y	S
ST_TTIF_FMLM	STATE TTIF FIRST MILE LAST MILE FUNDING	STATE	0.00	Y	S
ST_UNITMATCH	STATE FUNDS FROM UNIT CODE	STATE	0.00	Y	S
TAP_FLEX	TRANSPORTATION ALTERNATIVE PROGRAM	TAP	93.23	Y	F
TAP_FLEX1	TAP 100% PRO RATA	TAP	100.00	Y	F
TAP_NU_JHC	TRANS ALT PROGRAM - NON URBAN JHC	TAP	93.23	Y	F
TAP_SU_CMPO	TRANS ALT PROGRAM - CMPO	TAP	93.23	Y	F
TAP_SU_DMPO	TRANS ALT PROGRAM - DMPO	TAP	93.23	Y	F
TAP_SU_JHC	TRANS ALT PROGRAM - JHC	TAP	93.23	Y	F
TAP_SU_JHC1	TAP SM URBAN JHC @ 100%	TAP	100.00	Y	F
TAP_SU_MAG	TRANS ALT PROGRAM SO. UTAH CO.	TAP	93.23	Y	F
TAP_SU_WFRC	TRANS ALT PROGRAM - WFRC	TAP	93.23	Y	F
TAP_URB_MAG	TRANS ALT PROGRAM - MAG	TAP	93.23	Y	F
TAP_URB_MAG1	TAP MAG AT 100% PRO RATA	TAP	100.00	Y	F
TAP_URB_O/L	TRANS ALT. PROGRAM- OG/LAYTON	TAP	93.23	Y	F
TAP_URB_WFRC	TRANSPORTATION ALT PROGRAM - WFRC	TAP	93.23	Y	F
TAP_UR_WFRC1	TAP WFRC AT 100% PRO RATA	TAP	100.00	Y	F
TFER_2_UTA	FUNDS TRANSFER TO UTA	WFRC	93.23	Y	F
TIGER	TRANS INVESTMENT GEN ECON RECOVERY	BRIDGE	100.00	Y	F
TIGER_MAG	TIGER FIRST MILE/LAST MILE FOR MAG AREA	MISC	100.00	Y	F
TIGER_SUMMIT	TIGER FIRST MILE/LAST MILE SUMMIT CO	MISC	100.00	Y	F
TIGER_TOOELE	TIGER FIRST MILE/LAST MILE TOOELE CO	MISC	100.00	Y	F
TIGER_VI	NATL INFRA INVEST TIGER VI	MISC	80.00	Y	F
TIGER_WFRC	TIGER FIRST MILE/LAST MILE FOR WFRC AREA	MISC	100.00	Y	F
TIGGER	TRANSIT -GAS/ ENERGY REDUCTION GRANT	STP	100.00	Y	F
TRANSFER2UTA	FEDERAL FUNDS TRANSFERRED TO UTA	MISC	100.00	Y	F
UPRR	UNION PACIFIC RAILROAD	LOCAL	0.00	Y	O
UTA_FUNDS	UTA FUNDS	LOCAL	0.00	Y	O
UTCO_BOND	UTAH COUNTY TRANSPORTATION BOND	LOCAL	0.00	Y	O
UTCO_TRAN_TX	UTAH COUNTY TRANS TAX	LOCAL	0.00	Y	O

Financial Plan

Tables 4.1 – 4.6 show that scheduled funds do not exceed available funds in both Urbanized Areas during fiscal years 2023 – 2028 for the three funding programs administered by the Wasatch Front Regional Council. In a few instances, usually in the 5th or 6th year of the program (concept development), the scheduled funds exceed the available funds by a small percentage. Table 5.1 shows a summary of other federal and state funding administered by the Utah Department of Transportation programmed during the same time period in both urbanized areas, as well as in Morgan and Tooele counties. Table 6.1 shows a similar summary for the federal and local funds administered by the Utah Transit Authority.

The underlying assumptions for future available revenues include the following: For Federal Highway Administration (FHWA) funds, levels of funding are programmed based on the Federal Fiscal Year (FFY) 2022 apportionments in the Infrastructure Investment and Jobs Act (IIJA), which for programming purposes, we assumed to remain flat through the duration of the Transportation Improvement Program (TIP).

Regarding inflation adjustments, project costs for the STP, CMAQ, and TAP programs administered by the WFRC include inflation factors from the year of original project cost estimating. The federal aid agreements entered into by local governments include commitment on their part to maintain the transportation facility and equipment that is paid for with federal dollars. Programs/projects administered by UDOT and UTA also include inflation factors each year from time of programming to date of construction. UDOT and UTA both practice principles of not building more facilities and equipment than they are able to maintain.

2023-2028
TRANSPORTATION
IMPROVEMENT PROGRAM (TIP)
PROJECTS

For the

WASATCH FRONT REGIONAL
COUNCIL (WFRC) AREA

**Federal Programs Administered by WFRC
(STP, CMAQ, and TAP)
Funds for the WFRC Area FFY 2023- FFY 2028**

Table 4.1 SALT LAKE/ WEST VALLEY AREA Surface Transportation Program

	2023	2024	2025	2026	2027	2028
Apportioned STP Funds	\$ 22,360,500	\$ 22,360,500	\$ 22,360,500	\$ 22,360,500	\$ 22,360,500	\$ 22,360,500
Available STP Funds	\$ 22,510,300	\$ 25,534,200	\$ 28,587,200	\$ 26,246,900	\$ 25,981,800	\$ 33,844,200
Scheduled STP Funds	\$ 19,336,600	\$ 19,307,500	\$ 24,700,800	\$ 22,625,600	\$ 14,498,100	\$ 31,708,800
Balance of Funds	\$ 3,173,700	\$ 6,226,700	\$ 3,886,300	\$ 3,621,300	\$ 11,483,700	\$ 2,135,400
Local Match Funds	\$ 1,404,100	\$ 1,402,000	\$ 1,793,700	\$ 1,643,000	\$ 1,052,800	\$ 2,302,600
Total Program Funds	\$ 20,740,800	\$ 20,709,600	\$ 26,494,500	\$ 24,268,600	\$ 15,550,900	\$ 34,011,400

Table 4.2 OGDEN/ LAYTON AREA Surface Transportation Program

	2023	2024	2025	2026	2027	2028
Apportioned STP Funds	\$ 11,955,500	\$ 11,955,500	\$ 11,955,500	\$ 11,955,500	\$ 11,955,500	\$ 11,955,500
Available STP Funds	\$ 19,392,800	\$ 20,177,500	\$ 21,124,000	\$ 21,268,500	\$ 19,471,100	\$ 15,562,100
Scheduled STP Funds	\$ 11,170,700	\$ 11,008,900	\$ 11,811,000	\$ 13,752,900	\$ 15,864,500	\$ 17,732,900
Balance of Funds	\$ 8,222,000	\$ 9,168,600	\$ 9,313,100	\$ 7,515,700	\$ 3,606,600	(\$2,170,800)
Local Match Funds	\$ 811,200	\$ 799,400	\$ 857,700	\$ 998,700	\$ 1,152,000	\$ 1,287,700
Total Program Funds	\$ 11,981,900	\$ 11,808,300	\$ 12,668,700	\$ 14,751,500	\$ 17,016,500	\$ 19,020,600

Table 4.3 SALT LAKE/ WEST VALLEY AREA Congestion Mitigation/Air Quality Program

	2023	2024	2025	2026	2027	2028
Apportioned STP Funds	\$ 5,634,600	\$ 5,634,600	\$ 5,634,600	\$ 5,634,600	\$ 5,634,600	\$ 5,634,600
Available STP Funds	\$ 5,910,600	\$ 5,672,600	\$ 7,048,500	\$ 5,770,300	\$ 8,020,000	\$ 6,896,800
Scheduled STP Funds	\$ 5,407,800	\$ 4,258,700	\$ 6,912,800	\$ 3,384,900	\$ 6,757,800	\$ 6,327,300
Balance of Funds	\$ 38,000	\$ 1,413,900	\$ 135,700	\$ 2,385,400	\$ 1,262,200	\$ 569,500
Local Match Funds	\$ 392,700	\$ 309,300	\$ 502,000	\$ 245,800	\$ 490,700	\$ 459,500
Total Program Funds	\$ 5,800,500	\$ 4,568,000	\$ 7,414,800	\$ 3,630,700	\$ 7,248,500	\$ 6,786,800

Table 4.4 OGDEN/ LAYTON AREA Congestion Mitigation/Air Quality Program

	2023	2024	2025	2026	2027	2028
Apportioned STP Funds	\$ 3,034,000	\$ 3,034,000	\$ 3,034,000	\$ 3,034,000	\$ 3,034,000	\$ 3,034,000
Available STP Funds	\$ 4,721,600	\$ 5,629,500	\$ 5,332,900	\$ 4,792,400	\$ 5,415,300	\$ 6,244,500
Scheduled STP Funds	\$ 1,875,900	\$ 3,330,600	\$ 3,574,500	\$ 2,951,600	\$ 1,581,900	\$ 3,765,100
Balance of Funds	\$ 2,595,500	\$ 2,298,900	\$ 1,758,400	\$ 1,840,900	\$ 3,833,400	\$ 2,479,400
Local Match Funds	\$ 136,200	\$ 241,900	\$ 259,600	\$ 214,300	\$ 114,900	\$ 273,400
Total Program Funds	\$ 2,012,200	\$ 3,572,400	\$ 3,834,100	\$ 3,165,900	\$ 1,696,800	\$ 4,038,500

Table 4.5 SALT LAKE/ WEST VALLEY AREA Transportation Alternative Program

	2023	2024	2025	2026	2027	2028
Apportioned STP Funds	\$ 2,050,000	\$ 2,050,000	\$ 0	\$ 0	\$ 0	\$ 0
Available STP Funds	\$ 4,792,300	\$ 4,597,700	\$ 0	\$ 0	\$ 0	\$ 0
Scheduled STP Funds	\$ 2,244,600	\$ 3,767,000	\$ 0	\$ 0	\$ 0	\$ 0
Balance of Funds	\$ 2,547,700	\$ 830,700	\$ 0	\$ 0	\$ 0	\$ 0
Local Match Funds	\$ 163,000	\$ 273,500	\$ 0	\$ 0	\$ 0	\$ 0
Total Program Funds	\$ 2,407,600	\$ 4,040,500	\$ 0	\$ 0	\$ 0	\$ 0

Table 4.6 OGDEN/ LAYTON AREA Transportation Alternative Program

	2023	2024	2025	2026	2027	2028
Apportioned STP Funds	\$ 1,100,000	\$ 1,100,000	\$ 0	\$ 0	\$ 0	\$ 0
Available STP Funds	\$ 1,996,600	\$ 2,719,800	\$ 0	\$ 0	\$ 0	\$ 0
Scheduled STP Funds	\$ 376,800	\$ 1,490,900	\$ 0	\$ 0	\$ 0	\$ 0
Balance of Funds	\$ 1,619,800	\$ 1,228,900	\$ 0	\$ 0	\$ 0	\$ 0
Local Match Funds	\$ 27,400	\$ 108,300	\$ 0	\$ 0	\$ 0	\$ 0
Total Program Funds	\$ 404,200	\$ 1,599,100	\$ 0	\$ 0	\$ 0	\$ 0

Other Federal and State Funding
Programmed within the WFRC Area

FFY 2023 - FFY 2028

Table 5.1						
Funding Type	Sum of Prior Obligation	Amount Programmed in 2023	Amount Programmed in 2024	Amount Programmed in 2025	Amount Programmed in 2026	Sum of Total CD
BFP_BR_MAIN	\$ 2,000,000	\$ 3,997,000	\$ -	\$ -	\$ -	\$ -
BFP_BR_OFF	\$ -	\$ 1,900,000	\$ -	\$ -	\$ -	\$ -
BR_ON/OFF	\$ 82,634	\$ -	\$ -	\$ -	\$ -	\$ -
CMAQ_BOX_ELD	\$ 10,726	\$ 742,446	\$ -	\$ -	\$ -	\$ -
CMAQ_MAG	\$ -	\$ -	\$ -	\$ -	\$ -	\$ -
CMAQ_PM2.5	\$ 1,684,785	\$ 4,402,332	\$ 5,770,718	\$ -	\$ -	\$ -
CMAQ_PM2.5_1	\$ 601,873	\$ -	\$ -	\$ -	\$ -	\$ -
CMAQ_TOOELE	\$ 1,985,621	\$ 77,365	\$ -	\$ -	\$ -	\$ -
CMAQ_WFRC	\$ 7,952,036	\$ 10,380,708	\$ 3,315,435	\$ 6,406,348	\$ -	\$ 25,297,435
CMAQ_WFRC_1	\$ 2,678,308	\$ 1,215,012	\$ 400,000	\$ 400,000	\$ -	\$ 400,000
COVID_UTA	\$ -	\$ 538,200	\$ -	\$ -	\$ -	\$ -
EM_HPP_1702	\$ 250,000	\$ -	\$ -	\$ -	\$ -	\$ -
EQ_BONUS(MG)	\$ -	\$ -	\$ -	\$ -	\$ -	\$ -
ER_2020	\$ 136,678	\$ 45,208	\$ -	\$ -	\$ -	\$ -
ER_2022	\$ 1,738,114	\$ -	\$ -	\$ -	\$ -	\$ -
FA_ATCMTD	\$ 8,450,000	\$ -	\$ -	\$ -	\$ -	\$ -
FA_INFRA@100	\$ 11,352,772	\$ 13,647,228	\$ -	\$ -	\$ -	\$ -
FA_LTAP	\$ 900,050	\$ -	\$ -	\$ -	\$ -	\$ -
FA_MISC	\$ 3,451,536	\$ 400,000	\$ -	\$ -	\$ -	\$ -
FA_MISC_100%	\$ 205,000	\$ 50,000	\$ -	\$ -	\$ -	\$ -
FA_MISC_50%	\$ 6,490,000	\$ -	\$ -	\$ -	\$ -	\$ -
FA_SHRP2	\$ 398,491	\$ -	\$ -	\$ -	\$ -	\$ -
FA_STIC_2019	\$ 100,000	\$ -	\$ -	\$ -	\$ -	\$ -

Other Federal and State Funding
Programmed within the WFRC Area

FFY 2023 - FFY 2028

Table 5.1						
Funding Type	Sum of Prior Obligation	Amount Programmed in 2023	Amount Programmed in 2024	Amount Programmed in 2025	Amount Programmed in 2026	Sum of Total CD
FA_STIC_2021	\$ 100,000	\$ -	\$ -	\$ -	\$ -	\$ -
FLHP	\$ -	\$ -	\$ 24,700,000	\$ -	\$ -	\$ -
FTA_5303	\$ -	\$ -	\$ -	\$ -	\$ -	\$ -
FTA_5303_100	\$ 2,333,771	\$ -	\$ -	\$ -	\$ -	\$ -
FTA_5304_80%	\$ 1,967,520	\$ -	\$ -	\$ -	\$ -	\$ -
FTA_5311_100	\$ -	\$ 265,000	\$ -	\$ -	\$ -	\$ -
FTA_ARPA_100	\$ -	\$ 4,000,000	\$ -	\$ -	\$ -	\$ -
FTA_CARE_100	\$ -	\$ 600,000	\$ -	\$ -	\$ -	\$ -
FTA_CRRSAA_1	\$ -	\$ 3,364,348	\$ -	\$ -	\$ -	\$ -
FTASEC_3028	\$ -	\$ 3,520,000	\$ -	\$ -	\$ -	\$ -
FTASEC_5309	\$ -	\$ 97,903,590	\$ -	\$ -	\$ -	\$ 80,687,500
HIF_O/L_80%	\$ 758,323	\$ -	\$ -	\$ -	\$ -	\$ -
HSIP	\$ 20,131,531	\$ 8,049,266	\$ -	\$ -	\$ -	\$ -
HSIP_HRRR	\$ 60,196	\$ -	\$ -	\$ -	\$ -	\$ -
HSIP_HRRR_SR	\$ 2,118,977	\$ -	\$ -	\$ -	\$ -	\$ -
HSIP_VRU	\$ -	\$ 3,389,000	\$ -	\$ -	\$ -	\$ -
IM	\$ -	\$ -	\$ -	\$ -	\$ -	\$ -
L_BETTERMENT	\$ 49,732,504	\$ 4,539,850	\$ -	\$ -	\$ -	\$ -
L_CORR_DAVIS	\$ 12,861,887	\$ 2,753,565	\$ -	\$ -	\$ -	\$ -
L_CORR_MATCH	\$ 2,844,501	\$ -	\$ -	\$ -	\$ -	\$ -
L_PASS_MATCH	\$ 278,623	\$ 23,265,784	\$ 20,271,517	\$ -	\$ -	\$ 58,092
LOCAL_BOND	\$ -	\$ 10,000,000	\$ -	\$ -	\$ -	\$ -
LOCAL_GOVT	\$ 38,485,346	\$ 49,793,699	\$ 4,299,520	\$ 46,839,510	\$ -	\$ 148,676,419

Other Federal and State Funding
Programmed within the WFRC Area

FFY 2023 - FFY 2028

Table 5.1						
Funding Type	Sum of Prior Obligation	Amount Programmed in 2023	Amount Programmed in 2024	Amount Programmed in 2025	Amount Programmed in 2026	Sum of Total CD
LOCAL_INKIND	\$ -	\$ 10,916,945	\$ -	\$ -	\$ -	\$ 4,650,000
LOCAL_MATCH	\$ 999,508	\$ 41,096,528	\$ 640,000	\$ -	\$ -	\$ 1,720,000
NHFP	\$ 21,992,057	\$ -	\$ -	\$ -	\$ -	\$ -
NHPP_BR	\$ 29,896,637	\$ 17,193,188	\$ 20,200,000	\$ 36,200,000	\$ -	\$ -
NHPP_IM	\$ 81,408,635	\$ 18,885,626	\$ -	\$ 50,000,000	\$ -	\$ -
NHPP_NHS	\$ 35,545,114	\$ 50,253,345	\$ -	\$ -	\$ -	\$ 70,000,000
NHS	\$ -	\$ -	\$ -	\$ -	\$ -	\$ -
NSTI	\$ 20,495	\$ -	\$ -	\$ -	\$ -	\$ -
OTHER	\$ 449,351	\$ 414,134	\$ -	\$ -	\$ -	\$ -
PL_DMPO	\$ 582,584	\$ -	\$ -	\$ -	\$ -	\$ -
PL_MAG	\$ 1,813,407	\$ -	\$ -	\$ -	\$ -	\$ -
PL_WFRC	\$ -	\$ -	\$ -	\$ -	\$ -	\$ -
PL_WFRC_100	\$ 6,273,554	\$ -	\$ -	\$ -	\$ -	\$ -
R/H_DEVIC90S	\$ 1,837,907	\$ -	\$ -	\$ -	\$ -	\$ -
R/H_DEVICS90	\$ 215,855	\$ -	\$ -	\$ -	\$ -	\$ -
R/H_HZ_EL90S	\$ 1,285,434	\$ -	\$ -	\$ -	\$ -	\$ -
R/H_HZ_ELM1	\$ 15,000	\$ 1,035,000	\$ -	\$ -	\$ -	\$ -
R/H_HZ_ELM90	\$ 658,935	\$ -	\$ -	\$ -	\$ -	\$ -
SEC154_HSIP	\$ 350,000	\$ -	\$ -	\$ -	\$ -	\$ -
SEC164_HSIP	\$ 7,467	\$ -	\$ -	\$ -	\$ -	\$ -
SPR_P	\$ 8,769,377	\$ 270,000	\$ -	\$ -	\$ -	\$ -
SPR_P_100%	\$ 6,230,056	\$ -	\$ -	\$ -	\$ -	\$ -
SPR_R	\$ 6,551,752	\$ 809,148	\$ -	\$ -	\$ -	\$ -

Other Federal and State Funding
Programmed within the WFRC Area

FFY 2023 - FFY 2028

Table 5.1						
Funding Type	Sum of Prior Obligation	Amount Programmed in 2023	Amount Programmed in 2024	Amount Programmed in 2025	Amount Programmed in 2026	Sum of Total CD
SPR_R_100%	\$ 1,151,000	\$ -	\$ -	\$ -	\$ -	\$ -
ST_APPROP	\$ 2,187,588	\$ 710,525	\$ -	\$ -	\$ -	\$ -
ST_ATMS	\$ 2,792,387	\$ 443,829	\$ -	\$ -	\$ -	\$ -
ST_ATMS_AM	\$ 2,631,694	\$ 3,268,511	\$ -	\$ -	\$ -	\$ -
ST_BARRIER	\$ 408	\$ 80,561	\$ -	\$ -	\$ -	\$ -
ST_BONDS_MVC	\$ 55,800,000	\$ -	\$ -	\$ -	\$ -	\$ -
ST_BRIDGE	\$ 11,655,244	\$ 7,987,709	\$ 750,000	\$ -	\$ -	\$ -
ST_CAV	\$ 1,285,293	\$ 1,714,707	\$ -	\$ -	\$ -	\$ -
ST_CHF	\$ 389,182,458	\$ -	\$ -	\$ -	\$ -	\$ -
ST_CHF_TIF	\$ 245,369,577	\$ 3,027,921	\$ -	\$ -	\$ -	\$ -
ST_CODE_ONE	\$ 3,398	\$ 574,102	\$ -	\$ -	\$ -	\$ -
ST_CONCPT_D1	\$ 46,601	\$ 18,591	\$ -	\$ -	\$ -	\$ -
ST_CONCPT_D2	\$ 45,649	\$ -	\$ -	\$ -	\$ -	\$ -
ST_CONST	\$ 41,878,864	\$ 547,477	\$ -	\$ -	\$ -	\$ -
ST_CONT_PG	\$ 1,292,703	\$ 8,816	\$ -	\$ -	\$ -	\$ -
ST_CONT_R1	\$ 2,373,272	\$ 1,184,006	\$ 49,700	\$ -	\$ -	\$ -
ST_CONT_R2	\$ 1,523,154	\$ 1,029,980	\$ -	\$ -	\$ -	\$ -
ST_CONT_R3	\$ 90,000	\$ 188,000	\$ -	\$ -	\$ -	\$ -
ST_CONT_R4	\$ 85,000	\$ -	\$ -	\$ -	\$ -	\$ -
ST_CORR_CEVP	\$ -	\$ 50,000	\$ -	\$ -	\$ -	\$ -
ST_CORR_PRES	\$ 88,541,752	\$ 75,332,388	\$ -	\$ -	\$ -	\$ -
ST_EMERGING	\$ 28,105	\$ 171,895	\$ -	\$ -	\$ -	\$ -
ST_EXPRESS	\$ 563,401	\$ 246,599	\$ -	\$ -	\$ -	\$ -

Other Federal and State Funding
Programmed within the WFRC Area

FFY 2023 - FFY 2028

Table 5.1						
Funding Type	Sum of Prior Obligation	Amount Programmed in 2023	Amount Programmed in 2024	Amount Programmed in 2025	Amount Programmed in 2026	Sum of Total CD
ST_FWY_OPS	\$ 1,426,211	\$ 3,305,478	\$ -	\$ -	\$ -	\$ -
ST_GF_CHN	\$ 170,118,714	\$ 43,125	\$ -	\$ -	\$ -	\$ -
ST_GF_HB3	\$ 500,000	\$ -	\$ -	\$ -	\$ -	\$ -
ST_GF_TIF	\$ 7,500,000	\$ -	\$ -	\$ -	\$ -	\$ -
ST_GF_TPA	\$ 43,314	\$ 49,686	\$ -	\$ -	\$ -	\$ -
ST_HB377/TF	\$ -	\$ -	\$ -	\$ -	\$ -	\$ -
ST_INS-RECOV	\$ 138,809	\$ 556,191	\$ -	\$ -	\$ -	\$ -
ST_ITS	\$ 3,472,321	\$ 7,712,010	\$ -	\$ -	\$ -	\$ -
ST_KW_KW_C	\$ 600,000	\$ -	\$ -	\$ -	\$ -	\$ -
ST_LIGHTING	\$ 230,377	\$ 66,823	\$ -	\$ -	\$ -	\$ -
ST_MATCH	\$ 3,622,643	\$ 322,550	\$ -	\$ -	\$ -	\$ -
ST_PR	\$ 7,660,674	\$ 778,661	\$ -	\$ -	\$ -	\$ -
ST_PVMT	\$ 8,063,740	\$ 11,170,171	\$ -	\$ -	\$ -	\$ -
ST_PVMT_LV2	\$ 4,880,444	\$ 2,954,856	\$ -	\$ -	\$ -	\$ -
ST_PVMT_TAP	\$ 375,103	\$ -	\$ -	\$ -	\$ -	\$ -
ST_RESEARCH	\$ 1,381,068	\$ -	\$ -	\$ -	\$ -	\$ -
ST_RET_ROW	\$ 5,267,724	\$ -	\$ -	\$ -	\$ -	\$ -
ST_RET_ROW_S	\$ 7,600,000	\$ -	\$ -	\$ -	\$ -	\$ -
ST_SAFE_SIDE	\$ 1,477,105	\$ 477,314	\$ -	\$ -	\$ -	\$ -
ST_SB115	\$ 128,504	\$ 171,496	\$ -	\$ -	\$ -	\$ -
ST_SIGNALS	\$ 14,488,801	\$ 2,185,633	\$ -	\$ -	\$ -	\$ -
ST_SIGNL_M&O	\$ 10,635,202	\$ 3,007,442	\$ -	\$ -	\$ -	\$ -
ST_SPOT_MNT	\$ 28,336	\$ 40,164	\$ -	\$ -	\$ -	\$ -

Other Federal and State Funding
Programmed within the WFRC Area

FFY 2023 - FFY 2028

Table 5.1						
Funding Type	Sum of Prior Obligation	Amount Programmed in 2023	Amount Programmed in 2024	Amount Programmed in 2025	Amount Programmed in 2026	Sum of Total CD
ST_SPOT_SFTY	\$ 138,978	\$ 37,494	\$ -	\$ -	\$ -	\$ -
ST_SRPLS_DOC	\$ 21,661	\$ 178,339	\$ -	\$ -	\$ -	\$ -
ST_STLMNT	\$ 475,000	\$ 1	\$ -	\$ -	\$ -	\$ -
ST_STUDIES	\$ 76,360	\$ 792,340	\$ -	\$ -	\$ -	\$ -
ST_T&S_FUND	\$ 2,909,930	\$ 2,229,292	\$ -	\$ -	\$ -	\$ -
ST_TIF	\$ 943,289,431	\$ 817,947,711	\$ 316,743,540	\$ 424,679,337	\$ 50,000,000	\$ 3,687,580,000
ST_TIF_ACT	\$ -	\$ 6,908,360	\$ 17,529,879	\$ -	\$ -	\$ -
ST_TIF_EXCH	\$ 10,802,143	\$ 3,641,551	\$ -	\$ -	\$ -	\$ -
ST_TIF_FMLM	\$ -	\$ 2,899,843	\$ 14,583,702	\$ -	\$ -	\$ -
ST_TIF_HB433	\$ 10,618,519	\$ 105,734,878	\$ 203,500,000	\$ 52,895,000	\$ -	\$ 50,105,000
ST_TIF_MATCH	\$ 7,568,515	\$ -	\$ -	\$ -	\$ -	\$ -
ST_TIF_PRES	\$ 9,412,375	\$ 9,809,784	\$ 5,350,000	\$ -	\$ -	\$ -
ST_TIF_SB229	\$ 5,000,000	\$ -	\$ -	\$ -	\$ -	\$ -
ST_TRANS_SOL	\$ 13,032,269	\$ 20,455,081	\$ -	\$ -	\$ -	\$ -
ST_TSP_MS4	\$ 12,248,797	\$ 1,231,237	\$ -	\$ -	\$ -	\$ -
ST_TTIF	\$ 2,000,000	\$ 83,038,000	\$ -	\$ 143,000,000	\$ -	\$ 2,500,000
ST_UNITMATCH	\$ 5,000	\$ 25,000	\$ -	\$ -	\$ -	\$ -
STP_BR	\$ 546,393	\$ -	\$ -	\$ -	\$ -	\$ -
STP_BRIDGE	\$ 41,392,843	\$ 19,559,960	\$ 13,560,000	\$ 1,300,000	\$ -	\$ 3,000,000
STP_COVID_OL	\$ 1,300,000	\$ 2,231,728	\$ -	\$ -	\$ -	\$ -
STP_COVID_SL	\$ 5,614,194	\$ 2,394,005	\$ -	\$ -	\$ -	\$ -
STP_COVID_ST	\$ 1,402,000	\$ 31,254,208	\$ -	\$ -	\$ -	\$ -
STP_FLX_100%	\$ 1,000,000	\$ -	\$ -	\$ -	\$ -	\$ -

Other Federal and State Funding
Programmed within the WFRC Area

FFY 2023 - FFY 2028

Table 5.1						
Funding Type	Sum of Prior Obligation	Amount Programmed in 2023	Amount Programmed in 2024	Amount Programmed in 2025	Amount Programmed in 2026	Sum of Total CD
STP_FLX_ST	\$ 132,434,073	\$ 132,614,098	\$ 3,152,000	\$ -	\$ -	\$ -
STP_HIF_BR	\$ 2,100,000	\$ -	\$ -	\$ -	\$ -	\$ -
STP_HIF_O/L	\$ 1,962,186	\$ -	\$ -	\$ -	\$ -	\$ -
STP_HIF_SL	\$ 8,592,320	\$ 0	\$ -	\$ -	\$ -	\$ -
STP_HIF_ST	\$ 2,000,000	\$ 4,500,000	\$ -	\$ -	\$ -	\$ -
STP_RURAL	\$ 1,489,095	\$ 4,946,601	\$ 2,145,232	\$ -	\$ -	\$ -
STP_SU_DMPO	\$ 324,079	\$ -	\$ -	\$ -	\$ -	\$ -
STP_SU_JHC	\$ -	\$ 1,585,665	\$ -	\$ 1,608,924	\$ -	\$ -
STP_UR_O/L@1	\$ 3,739,742	\$ 468,992	\$ 483,062	\$ -	\$ -	\$ 1,010,034
STP_URB_O/L	\$ 31,102,680	\$ 10,665,475	\$ 9,684,855	\$ 13,939,402	\$ -	\$ 45,746,106
STP_URB_SL	\$ 61,389,451	\$ 36,901,611	\$ 8,298,681	\$ 22,870,819	\$ -	\$ 70,532,642
STP_URB_SL@1	\$ 4,989,277	\$ 623,735	\$ 642,447	\$ -	\$ -	\$ 1,343,292
TAP_UR_WFRC1	\$ -	\$ 200,000	\$ -	\$ -	\$ -	\$ -
TAP_URB_O/L	\$ 519,703	\$ 1,616,612	\$ 1,599,113	\$ -	\$ -	\$ 2,145,232
TAP_URB_WFRC	\$ 1,932,641	\$ 3,656,341	\$ 2,968,028	\$ -	\$ -	\$ 1,072,616
TFER_2_UTA	\$ -	\$ 9,427,604	\$ -	\$ -	\$ -	\$ -
TIGER_MAG	\$ -	\$ 5,966,789	\$ -	\$ -	\$ -	\$ -
TIGER_SUMMIT	\$ -	\$ 688,350	\$ -	\$ -	\$ -	\$ -
TIGER_TOOELE	\$ -	\$ 313,285	\$ -	\$ -	\$ -	\$ -
TIGER_WFRC	\$ -	\$ 14,666,373	\$ -	\$ -	\$ -	\$ -
UPRR	\$ 6,909,045	\$ 500,000	\$ -	\$ -	\$ -	\$ -
UTA_FUNDS	\$ -	\$ 37,532,413	\$ -	\$ -	\$ -	\$ -
Grand Total	\$ 2,813,550,269	\$ 1,896,383,491	\$ 680,637,428	\$ 800,139,339	\$ 50,000,000	\$ 4,196,524,368

Transit Funding
Programmed within the WFRC Area
FFY2023 - FFY2028

Funding Type	PIN	Urbanized Area(s)	Description	Project Sponsor	Share Ratio		Prior (won't show in STIP Transit Section)	2023	2024	2025	2026	2027	2028	Total
Section 5307														
FTASEC_5307	T- 008733	SALT LAKE URBANIZED AREA	ADA OPERATING ASSISTANCE FOR PARATRANSIT SERVICE	UTA WFRC PROJECT	80/20	Total Fed + Req. Match	\$ 8,866,694	\$ 9,050,117	\$ 9,280,962	\$ 9,468,028	\$ 9,704,946	\$ 9,801,995	\$ 9,900,015	\$ 66,072,757
						Federal	\$ 7,093,355	\$ 7,240,093	\$ 7,424,769	\$ 7,574,422	\$ 7,763,956	\$ 7,841,596	\$ 7,920,012	\$ 52,858,204
						Req. Match	\$ 1,773,339	\$ 1,810,024	\$ 1,856,193	\$ 1,893,606	\$ 1,940,990	\$ 1,960,399	\$ 1,980,003	\$ 13,214,553
FTASEC_5307	T- 004278	SALT LAKE URBANIZED AREA	Preventive Maintenance of Bus/Rail Vehcles and Facilities	UTA WFRC PROJECT	80/20	Total Fed + Req. Match	\$ 27,875,808	\$ 28,154,565	\$ 28,436,111	\$ 28,720,473	\$ 29,007,678	\$ 29,297,754	\$ 29,590,731	\$ 201,083,120
						Federal	\$ 22,300,646	\$ 22,523,652	\$ 22,748,889	\$ 22,976,378	\$ 23,206,142	\$ 23,438,203	\$ 23,672,585	\$ 160,866,495
						Req. Match	\$ 5,575,162	\$ 5,630,913	\$ 5,687,222	\$ 5,744,095	\$ 5,801,536	\$ 5,859,551	\$ 5,918,146	\$ 40,216,625
FTASEC_5307	T- 017584	SALT LAKE URBANIZED AREA	FROM UTA 5 YR CAP. PLAN AT END OF WWW.RIDEUTA.COM/2022budget	UTA WFRC PROJECT	80/20	Total Fed + Req. Match	\$ 7,590,968	\$ 8,045,902	\$ 8,687,736	\$ 9,151,639	\$ 9,812,105	\$ 9,910,226	\$ 10,009,329	\$ 63,207,905
						Federal	\$ 6,072,774	\$ 6,436,722	\$ 6,950,189	\$ 7,321,311	\$ 7,849,684	\$ 7,928,181	\$ 8,007,463	\$ 50,566,323
						Req. Match	\$ 1,518,194	\$ 1,609,180	\$ 1,737,547	\$ 1,830,328	\$ 1,962,421	\$ 1,982,045	\$ 2,001,866	\$ 12,641,582
Grand Total of Salt Lake/West Valley UZA Formula - Section 5307 "Federal"							\$ 35,466,775	\$ 36,200,467	\$ 37,123,847	\$ 37,872,111	\$ 38,819,782	\$ 39,207,980	\$ 39,600,060	\$ 264,291,022
Grand Total of Salt Lake/West Valley UZA Formula - Section 5307 "Req. Match"							\$ 8,866,695	\$ 9,050,117	\$ 9,280,962	\$ 9,468,029	\$ 9,704,947	\$ 9,801,995	\$ 9,900,015	\$ 66,072,760
Grand Total of Salt Lake/West Valley UZA Formula - Section 5307 "Total Fed + Req. Match"							\$ 44,333,470	\$ 45,250,584	\$ 46,404,809	\$ 47,340,140	\$ 48,524,729	\$ 49,009,975	\$ 49,500,075	\$ 330,363,782
FTASEC_5307	T- 004279	OGDEN/LAYTON URBANIZED AREA	ADA OPERATING ASSISTANCE FOR PARATRANSIT SERVICE	UTA WFRC PROJECT	80/20	Total Fed + Req. Match	\$ 4,195,502	\$ 4,282,293	\$ 4,391,523	\$ 4,480,038	\$ 4,592,142	\$ 4,638,063	\$ 4,684,444	\$ 31,264,004
						Federal	\$ 3,356,401	\$ 3,425,834	\$ 3,513,218	\$ 3,584,030	\$ 3,673,713	\$ 3,710,451	\$ 3,747,555	\$ 25,011,203
						Req. Match	\$ 839,101	\$ 856,459	\$ 878,305	\$ 896,008	\$ 918,429	\$ 927,612	\$ 936,889	\$ 6,252,802
FTASEC_5307	T- 007023	OGDEN/LAYTON URBANIZED AREA	Preventive Maintenance of Bus/Rail Vehcles and Facilities	UTA WFRC PROJECT	80/20	Total Fed + Req. Match	\$ 13,190,146	\$ 13,322,049	\$ 13,455,269	\$ 13,589,821	\$ 13,725,720	\$ 13,862,978	\$ 14,001,608	\$ 95,147,590
						Federal	\$ 10,552,117	\$ 10,657,639	\$ 10,764,215	\$ 10,871,857	\$ 10,980,576	\$ 11,090,382	\$ 11,201,286	\$ 76,118,072
						Req. Match	\$ 2,638,029	\$ 2,664,410	\$ 2,691,054	\$ 2,717,964	\$ 2,745,144	\$ 2,772,596	\$ 2,800,322	\$ 19,029,519
FTASEC_5307	T- 017585	OGDEN/LAYTON URBANIZED AREA	FROM UTA 5 YR CAP. PLAN AT END OF WWW.RIDEUTA.COM/2022budget	UTA WFRC PROJECT	80/20	Total Fed + Req. Match	\$ 3,591,860	\$ 3,807,122	\$ 4,110,823	\$ 4,330,331	\$ 4,642,847	\$ 4,689,276	\$ 4,736,169	\$ 29,908,427
						Federal	\$ 2,873,488	\$ 3,045,698	\$ 3,288,659	\$ 3,464,265	\$ 3,714,278	\$ 3,751,420	\$ 3,788,935	\$ 23,926,742
						Req. Match	\$ 718,372	\$ 761,424	\$ 822,164	\$ 866,066	\$ 928,569	\$ 937,856	\$ 947,234	\$ 5,981,686
Grand Total of Ogden/Layton UZA Formula - Section 5307 "Federal"							\$ 16,782,006	\$ 17,129,171	\$ 17,566,092	\$ 17,920,152	\$ 18,368,567	\$ 18,552,253	\$ 18,737,776	\$ 125,056,017
Grand Total of Ogden/Layton UZA Formula - Section 5307 "Req. Match"							\$ 4,195,502	\$ 4,282,293	\$ 4,391,523	\$ 4,480,038	\$ 4,592,142	\$ 4,638,064	\$ 4,684,445	\$ 31,264,007
Grand Total of Ogden/Layton UZA Formula - Section 5307 "Total Fed + Req. Match"							\$ 20,977,508	\$ 21,411,464	\$ 21,957,615	\$ 22,400,190	\$ 22,960,709	\$ 23,190,317	\$ 23,422,221	\$ 156,320,021

Funding Type	PIN	Urbanized Area(s)	Description	Project Sponsor	Share Ratio		Prior (won't show in STIP Transit Section)	2023	2024	2025	2026	2027	2028	Total
UTA_FUNDS	T- 005163	OGDEN/LAYTON URBANIZED AREA	5307 Related Local Safety/Security	UTA WFRC PROJECT	0/100	Total Fed + Req. Match	\$ 209,775	\$ 214,115	\$ 219,576	\$ 224,002	\$ 229,607	\$ 231,903	\$ 234,222	\$ 1,563,200
						Federal	\$ -	\$ -	\$ -	\$ -	\$ -	\$ -	\$ -	\$ -
						Req. Match	\$ 209,775	\$ 214,115	\$ 219,576	\$ 224,002	\$ 229,607	\$ 231,903	\$ 234,222	\$ 1,563,200
UTA_FUNDS	T-007255	SALT LAKE URBANIZED AREA	5307 Related Local Safety/Security	UTA WFRC PROJECT	0/100	Total Fed + Req. Match	\$ 443,335	\$ 452,506	\$ 464,048	\$ 473,401	\$ 485,247	\$ 490,100	\$ 495,001	\$ 3,303,638
						Federal	\$ -	\$ -	\$ -	\$ -	\$ -	\$ -	\$ -	\$ -
						Req. Match	\$ 443,335	\$ 452,506	\$ 464,048	\$ 473,401	\$ 485,247	\$ 490,100	\$ 495,001	\$ 3,303,638
Section 5309														
FTASEC_5309	New		FrontRunner Forward	UTAH DEPT. OF TRANSPORTATION		5309 Small Starts				\$ 130,250,000	\$ 130,250,000	\$ 130,250,000	\$ 130,250,000	\$ 521,000,000
UTA_FUNDS	New			UTAH DEPT. OF TRANSPORTATION		UTA Funds	\$ 5,000,000	\$ 5,000,000	\$ 5,000,000	\$ 5,000,000	\$ 5,000,000	\$ 5,000,000	\$ 45,000,000	\$ 75,000,000
LOCAL_GOVT	New			UTAH DEPT. OF TRANSPORTATION		UT Legislat. Funds		\$ 370,000,000						\$ 370,000,000
Total: Frontrunner Forward - Section 5309							\$ 5,000,000	\$ 375,000,000	\$ 5,000,000	\$ 135,250,000	\$ 135,250,000	\$ 135,250,000	\$ 175,250,000	\$ 966,000,000
CMAQ_PM2.5	16934		Ogden-WSU BRT - Construction	UTA		CMAQ_PM2.5	\$ 1,608,925							\$ 1,608,925
CMAQ_WFRC	16934					CMAQ_WFRC								\$ -
FTASEC_5309	16934					5309 Small Starts	\$ 97,903,590							\$ 97,903,590
LOCAL_INKIND	16934					LOCAL_INKIND	\$ 4,570,000							\$ 4,570,000
LOCAL_GOVT	16934					LOCAL_GOVT								\$ -
STP_URB-O/L	16934					STP_URB-O/L								\$ -
TFER_2_UTA	16934					TFER_2_UTA	\$ 3,754,157							\$ 3,754,157
UTA_FUNDS	16934					UTA_FUNDS	\$ 4,478,513							\$ 4,478,513
LOCAL_GOVT	15906		Ogden-WSU BRT - Design	UTA		LOCAL_GOVT								\$ -
STP_URB-O/L	15906					STP_URB-O/L								\$ -
ST_CONT_PG	15906					ST_CONT_PG	\$ 9,240							\$ 9,240
TFER_2_UTA	15906					TFER_2_UTA	\$ 1,608,925							\$ 1,608,925
CMAQ_PM2.5	14846		Ogden-WSU BRT	UTA		CMAQ_PM2.5								\$ -
CMAQ_WFRC	14846					CMAQ_WFRC								\$ -
TFER_2_UTA	14846					TFER_2_UTA	\$ 1,072,616							\$ 1,072,616
UTA_FUNDS	14846					UTA_FUNDS								\$ -
CMAQ_PM2.5	18829		Ogden-WSU On-route Charging Infrastructure	UTA		CMAQ_PM2.5		\$ 1,500,000						\$ 1,500,000
ST_TTIF	18855		Ogden-WSU			ST_TTIF		\$ 4,000,000						\$ 4,000,000
Total: Ogden-WSU BRT - Section 5309							\$ 115,005,966	\$ 5,500,000	\$ -	\$ -	\$ -	\$ -	\$ -	\$ 120,505,966

Funding Type	PIN	Urbanized Area(s)	Description	Project Sponsor	Share Ratio		Prior (won't show in STIP Transit Section)	2023	2024	2025	2026	2027	2028	Total
--------------	-----	-------------------	-------------	-----------------	-------------	--	--	------	------	------	------	------	------	-------

FTASEC_5309	17842	Mid-Valley BRT	UTA		5309 Small Starts					\$ 64,550,000			\$ 64,550,000
CMAQ_PM2.5	17842				CMAQ_PM2.5		\$ 2,000,000				\$ 2,000,000		
ST_TTIF	17842				ST_TTIF		\$ 22,800,000				\$ 22,800,000		
LOCAL_INKIND	17842				Donated ROW				\$ 4,650,000		\$ 4,650,000		
LOCAL_GOV	17842				UT Legis. Funds				\$ 11,000,000		\$ 11,000,000		
Total: Mid-Valley BRT - Section 5309							\$ 22,800,000	\$ 2,000,000		\$ 80,200,000			\$ 105,000,000

Section 5337														
FTASEC_5337	T-006176	SALT LAKE/OGDEN/LAYTON URBANIZED AREA	Preventive Maintenance of Rail Vehicles and Facilities	UTA WFRC PROJECT	80/20	Total Fed + Req. Match	\$ 37,500,000	\$ 37,875,000	\$ 38,253,750	\$ 38,636,288	\$ 39,022,650	\$ 39,412,877	\$ 39,807,006	\$ 270,507,571
						Federal	\$ 30,000,000.00	\$ 30,300,000.00	\$ 30,603,000.00	\$ 30,909,030.00	\$ 31,218,120.30	\$ 31,530,301.50	\$ 31,845,604.52	\$ 216,406,056
						Req. Match	\$ 7,500,000	\$ 7,575,000	\$ 7,650,750	\$ 7,727,258	\$ 7,804,530	\$ 7,882,575	\$ 7,961,401	\$ 54,101,515

FTASEC_5337	NEW	SALT LAKE/OGDEN/LAYTON URBANIZED AREA	SGR FROM 5 YR CAP. PLAN AT END OF WWW.RIDEUTA.COM/2022budget		80/20	Total Fed + Req. Match	\$ 7,106,278	\$ 7,472,485	\$ 8,036,553	\$ 8,415,403	\$ 8,991,996	\$ 9,081,916	\$ 9,172,734	\$ 58,277,365
						Federal	\$ 5,685,022.00	\$ 5,977,988.00	\$ 6,429,242.00	\$ 6,732,322.00	\$ 7,193,596.70	\$ 7,265,532.50	\$ 7,338,187.48	\$ 46,621,891
						Req. Match	\$ 1,421,256	\$ 1,494,497	\$ 1,607,311	\$ 1,683,081	\$ 1,798,399	\$ 1,816,384	\$ 1,834,547	\$ 11,655,474

Grand Total of Salt Lake/West Valley and Ogden/Layton UZA Formula - Section 5337 "Federal"							\$ 35,685,022	\$ 36,277,988	\$ 37,032,242	\$ 37,641,352	\$ 38,411,717	\$ 38,795,834	\$ 39,183,792	\$ 263,027,947
Grand Total of Salt Lake/West Valley and Ogden/Layton UZA Formula - Section 5337 "Req. Match"							\$ 8,921,256	\$ 9,069,497	\$ 9,258,061	\$ 9,410,339	\$ 9,602,929	\$ 9,698,959	\$ 9,795,948	\$ 65,756,989
Grand Total of Salt Lake/West Valley and Ogden/Layton UZA Formula - Section 5337 "Total Fed + Req. Match"							\$ 44,606,278	\$ 45,347,485	\$ 46,290,303	\$ 47,051,691	\$ 48,014,646	\$ 48,494,793	\$ 48,979,740	\$ 328,784,936

Section 5339(a)														
FTA_5339_80A	T-007030	SALT LAKE URBANIZED AREA	BUS PURCHASE/OVERHAUL, BUS STOPS, AND OPERATOR RELIEF FACILITIES	UTA WFRC PROJECT	80/20	Total Fed + Req. Match	\$ 2,194,265	\$ 2,194,265	\$ 2,249,728	\$ 2,295,000	\$ 2,877,070	\$ 2,905,841	\$ 2,934,900	\$ 17,651,069
						Federal	\$ 1,755,412.00	\$ 1,755,412.00	\$ 1,799,782.00	\$ 1,836,000.00	\$ 2,301,656.00	\$ 2,324,673.00	\$ 2,347,920.00	\$ 14,120,855
						Req. Match	\$ 438,853		\$ 449,946	\$ 459,000	\$ 575,414	\$ 581,168	\$ 586,980	\$ 3,091,361

Additional Local														
FTA_5339_80A	T-007030	OGDEN/LAYTON URBANIZED AREA	BUS PURCHASE/OVERHAUL, BUS STOPS, AND OPERATOR RELIEF FACILITIES	UTA WFRC PROJECT	80/20	Total Fed + Req. Match	\$ 1,209,059	\$ 1,209,059	\$ 1,239,619	\$ 1,264,565	\$ 1,585,291	\$ 1,601,144	\$ 1,617,155	\$ 9,725,892
						Federal	\$ 967,247.00	\$ 967,247.00	\$ 991,695.00	\$ 1,011,652.00	\$ 1,268,233.00	\$ 1,280,915.00	\$ 1,293,724.00	\$ 7,780,713
						Req. Match	\$ 241,812	\$ 241,812	\$ 247,924	\$ 252,913	\$ 317,058	\$ 320,229	\$ 323,431	\$ 1,945,179

Section 5339(b)														
FTA_5339_80B	New	SALT LAKE/OGDEN/LAYTON URBANIZED AREA	FY19 Bus Stop Improvement and Operator Facilities	UTA WFRC PROJECT	80/20	Total Fed + Req. Match		\$ 3,797,500						
						Federal		\$ 3,038,000.00						
						Req. Match		\$ 759,500						

FTA_5339_80B	New	SALT LAKE/OGDEN/LAYT ON URBANIZED AREA	FY19 Bus Stop Improvement and Operator Facilities (ADA Pads	UTA WFRC PROJECT	90/10	Total Fed + Req. Match		\$ 202,500						
						Federal		\$ 182,250.00						
						Req. Match		\$ 20,250						

Grand Total of Salt Lake/Ogden/Layton UZA Competitive - Section 5339(b) "Federal"	\$ 3,220,250
Grand Total of Salt Lake/Ogden/Layton UZA Competitive - Section 5339(b) "Req. Match"	\$ 779,750
Grand Total of Salt Lake/Ogden/Layton UZA Competitive - Section 5339(b) "Total Fed + Req. Match"	\$ 4,000,000

FTA COVID-19 Research Demonstration Program

more accurate. Make sure you have the correct information for the project.	T-017588	SALT LAKE/OGDEN/LAYTON URBANIZED AREA	Phase II eVoucher	UTA WFRC PROJECT	100/0	Total Fed + Req. Match	\$ 508,200
						Federal	\$ 508,200.00
						Req. Match	

Additional Local

Other UTA Capital Projects

UTA_FUNDS	T- 004272	SALT LAKE/OGDEN/LAYT ON URBANIZED AREA	SEE ALSO UTA'S 5 YR CAPITAL PLAN: WWW.RIDEUTA.COM/2022BU DGET	?UTA? Or ?Program and Planning?	100/0	Total Fed + Req. Match		
						Federal		
						Req. Match		

Additional Local

Performance Measures

The Moving Ahead for Progress in the 21st Century Act (MAP-21), signed into law in 2012, included several provisions that collectively are transforming the Federal surface transportation program to be focused on the achievement of performance outcomes.

The “Infrastructure Investment and Jobs Act (IIJA), signed in 2021, built on the MAP-21 changes and provided long-term funding certainty for surface transportation infrastructure planning and investment.

2023-2028 TRANSPORTATION IMPROVEMENT PROGRAM (TIP) PROJECTS

For the

WASATCH FRONT REGIONAL COUNCIL (WFRC) AREA

On a continuing, cooperative, and comprehensive (“3-C”) planning process, Wasatch Front Regional Council, the Utah Department of Transportation (UDOT), Utah Transit Authority (UTA), and the Local Governments work together to identify projects that will build and improve the transportation systems along the Wasatch Front.

Usually, each project that is reviewed and approved into the Transportation Improvement Program accomplishes multiple improvements.

Project improvements are not audited individually but holistically recognized as the entire system improves and goals are acknowledged through reduced accidents, improved mobility, longer lasting facilities, and air quality, etc..

The current projects, programmed in one of the three transportation programs (Surface Transportation Program (STP), Congestion Mitigation/ Air Quality (CMAQ), and Transportation Alternatives Program (TAP) that WFRC is responsible for, have been prioritized in one of following performance measures and example of various projects are listed on the following pages.

1	Pavement Condition; Improve and Maintain Existing Pavement and Transportation Investments (Asset Management).
2	Mobility and System Reliability; An efficient, reliable, and well-connected transportation system for moving people and goods.
3	Operation and System Management; Maintain and improve the performance of the exiting transportation system.
4	Safety; A safe and secure transportation system.
5	Environmental Sustainability; A transportation system that enhances the natural, cultural, and built environment.
6	Livability and Travel Choice; A multimodal system that provides travel options to support a livable urban environment.
7	Economic Vitality; A transportation system that supports economic vitality for residents and businesses.
8	Funding and Cost Effectiveness; Collaboration in funding transportation projects tha maximizes user benefits

	STP Program				CMAQ Program				TAP Program		
Performance Measure		Number of Projects	Project Funding			Number of Projects	Project Funding			Number of Projects	Project Funding
PM 1	1	25.0	\$ 91,125,446		1	1.0	\$ 2,430,134		1	2.0	\$ 381,612
PM 2	2	64.0	\$ 187,464,232		2	18.0	\$ 24,067,522		2	35.0	\$ 10,514,223
PM 2	3	25.0	\$ 45,827,563		3	35.0	\$ 59,658,008		3	8.0	\$ 2,157,291
PM 3	4	29.0	\$ 70,878,220		4	12.0	\$ 11,421,632		4	34.0	\$ 10,757,246
PM 4	5	14.0	\$ 45,205,552		5	36.0	\$ 47,931,499		5	3.0	\$ 566,394
PM 4	6	46.0	\$ 126,867,453		6	41.0	\$ 49,270,242		6	37.0	\$ 11,164,858
PM 2	7	35.0	\$ 83,465,882		7	17.0	\$ 27,767,759		7	2.0	\$ 370,000
	8	4.0	\$ 9,100,000		8	15.0	\$ 8,882,527		8	1.0	\$ 82,871
	Totals	242.0	\$ 659,934,348		Totals	175.0	\$ 231,429,323		Totals	122.0	\$ 35,994,495

Performance Impacts for the Wasatch Front Regional Council (WFRC)
2023-2028 Transportation Improvement Program (TIP)

Performance Goal 1 - Infrastructure Condition

System Maintenance; Improve and Maintain Existing Pavement and Transportation Investments (Asset Management).

**** Note**** The TIP implements the short range needs and the maintainance of our existing system. Wasatch Front Requires the Jurisdiction to Schedule and Perform Regular Manintenance Proceedures

Estimated Number of Contributing Projects		28	Associated Amount of Funding Benefits		\$ 93,937,192		
Sample Projects	Project Name	PIN	Project Description	Estimated Project Cost	Funds Programmed	Funding Type	Year
	4700 South; 4000 West to 5600 West	11085	Reconstruct with minor widening, improvements to Drainage, Curb, Gutter and Sidewalk	\$ 23,675,426	\$ 15,204,377	STP	21-23
					\$ 8,471,049	Local	
	500 West; 3300 South to 3900 South	14034	Reconstruction with minor widening including; improvements to Drainage, Curb, Gutter and Sidewalk	\$ 10,413,080	\$ 5,000,000	STP	21-22
					\$ 5,413,080	Local	
	UTA Locomotive Rebuild	16939	Rebuild locomotive prime mover engines to EPA's standard of Tier 1+	\$ 2,241,768	\$ 2,090,000	CMAQ	21-24
					\$ 151,768	Local	
	Ogden 20th Street; Quincy Ave to Harrison Boulevard	19621	Reconstruct/ Widen with minor improvements to Drainage, Curb, Gutter, Sidewalk, and Bike Lanes & Intersection Improvements	\$ 5,300,000	\$ 2,000,000	STP	2027
					\$ 3,300,000	Local	
	40th Street & Chimes View from Riverdale Road to Washington Blvd	16936	Reconstruct with minor widening, improvements to Drainage, Curb, Gutter and Sidewalk	\$ 4,745,200	\$ 4,000,000	STP	23-24
					\$ 745,200	Local	
	25th Street; Jefferson Ave to Harrison Blvd also 4400 South; Mckay Dee Hospital to Harrison Blvd	20307	Roadway Reconstruction including Safety, Lighting, Drainage, and Landscaping	\$ 9,086,100	\$ 3,371,579	STP	2028
					\$ 5,714,521	Local	

Performance Measurements

** Note** Specific Areas of Measurements Regionwide	Est. for WFRC Area	Statewide Target	Current Status	Target Status
The percentage of good / poor interstate pavement statewide	57.6% / 0.7%	> 60% / < 5.0%	On Target	Excellent
The percentage of good / poor non-interstate NHS pavement statewide	38.6% / 2.1%	> 35% / < 5.0%	57% / 6%	Excellent
The percentage of good / poor condition NHS bridges statewide	26.8% / 0.0%	> 40% / < 10.0%	37.5% / 0.4%	Good

Project Name	PIN	Project Description	Estimated Project Cost	Funds Programmed	Funding Type	Year
US-89; SR-126 to Perry	15677	Major Pavement Rehab/ Reconstruction	\$ 20,000,000	\$ 20,000,000	NHPP_NHS	2023
Adams Avenue over I-84 Deck Replacement (OC 644)	17365	Bridge Deck Replacement	\$ 6,100,000	\$ 6,100,000	STP_Bridge	22-23
I-80; 1300 East to 2300 East & I-215; 3300 South to 4500 South	15688	Reconstruct existing lanes, Add eastbound lane, and reconstruct structures a 1300 East, 1700 East, 2000 East, and Rehab at 2300 East	\$ 146,500,000	\$ 146,500,000	NHPP_BR NHPP_IM STP_FLX_ST	21-22
700 West, 300 West & TRAX over I-215 Bridge Rehab	16490	Extend service life of three bridges over I-215	\$ 7,600,000	\$ 7,600,000	STP_Bridge	22-24

Performance Impacts for the Wasatch Front Regional Council (WFRC)
2023-2028 Transportation Improvement Program (TIP)

Performance Goal 2 - Reliability

Mobility and System Reliability; An efficient, reliable, and well-connected transportation system for moving people and goods *and*
Operation and System Management; Maintain and improve the performance of the exiting transportation system.

**** Note**** TIP investments are adding roadway capacity, intersection improvements, and active transportation facilities across the Region.

Estimated Number of Contributing Projects		239	Associated Amount of Funding Benefits		\$ 441,292,480		
Sample Projects	Project Name	PIN	Project Description	Estimated Project Cost	Funds Programmed	Funding Type	Year
	5300 South & College Drive Intersection Improvements	15921	Dual left-turn lanes SB & WB and dedicated right-turn WB direction.	\$ 1,842,400	\$ 1,694,362	CMAQ	22-23
	On Route Electric Bus Charging Infrastructure - Ogden/ Layton UA	18829	Construct electric charging station for 10 electric buses.	\$ 1,500,000	\$ 148,038	Local	2026
					\$ 1,398,450	CMAQ	
	Salt Lake County Bicycle Counters	15929	Place automatic counters at strategic locations around Salt Lake County to begin collecting vital user data.	\$ 300,000	\$ 101,550	Local	2023
					\$ 200,000	TAP	
	Parrish Lane Intersections at 400 west and Marketplace Drive	15917	Add turn lanes and storage lanes to reduce delay and improve safety for Pedestrians and Vehicles	\$ 3,662,100	\$ 3,180,040	CMAQ	22-23
					\$ 482,060	Local	
	4500 West & 300 North Round-about	20320	Construct a Round-about Intersection to Replace an Off-set Intersection including improvements to Curb, Gutter, and Sidewalks	\$ 1,357,000	\$ 1,265,131	STP	2028
					\$ 91,869	Local	
	Connected Vehicle Deployment	14050	Install roadside communication devices and connect to fiber communications along Bangerter Hwy	\$ 1,072,800	\$ 1,000,171	CMAQ	2023
					\$ 72,629	Local	

Performance Measurements

** Note** Specific Areas of Measurements Regionwide	Est. for WFRC Area		Statewide Target		Current Status	Target Status
Travel time reliability on the Interstate statewide	97.60%		> 85% (2yr), >90% (4yr)		90.30%	Met
Travel time reliability on the non-interstate NHS statewide	84.70%		> 80% (2yr), >75% (4yr)		84.70%	On Target
Truck Travel Time reliability on the Interstate statewide (Index)	1.3		< 1.2		1.23	Not Met

Project Name	PIN	Project Description	Estimated Project Cost	Funds Programmed	Funding Type	Year
Redwood Road; 4100 South to 5400 South	11082	Traffic Flow and Access Management and Safety Improvements	\$ 14,030,588	\$ 14,030,588	Various	22-23
Traffic Signal Priority/Preemption for Transit, Freight, and Snow Plows	18818	Install Traffic Signal Preemption Equipment for Specific Corridors (SR-172, SR-71, & SR-111)	\$ 790,000	\$ 790,000	STP	2026
Bangerter Highway South Interchanges	20415	Grade separate intersections at 9800 South, 13400 South, and 2700 West	\$ 268,500,000	\$ 268,500,000	ST_TIF	23-25
Cottonwood Canyons Rec Hot Spot Project	17374	Place holder for the Cottonwood Canyons Rec Hot Spot Operations/ Maintenance Project(s)	\$ 48,324,000	\$ 48,324,000	ST_TIF	22-24

Performance Impacts for the Wasatch Front Regional Council (WFRC)
2023-2028 Transportation Improvement Program (TIP)

Performance Goal 3 - Safety

Safety and Security; A safe and secure transportation system.

**** Note**** The TIP seeks to improve regional roadway safety by improving roadways, intersections, bicycle and pedestrian facilities

Estimated Number of Contributing Projects		75	Associated Amount of Funding Benefits		\$ 93,057,098		
Sample Projects	Project Name	PIN	Project Description	Estimated Project Cost	Funds Programmed	Funding Type	Year
	1300 West & White Peach Drive (11170 South)	18821	Install a Signal at the T-intersection	\$ 460,800	\$ 429,604	STP	2023
					\$ 31,196	Local	
	300 North & 500 West	14932	New Construction - Pedestrian/ Bicycle Railroad Overpass	\$ 8,504,047	\$ 2,900,000	STP	22-23
					\$ 5,604,047	Various	
	20th & Lincoln Traffic Signal	17865	Intersection, Bike & Ped Improvements	\$ 407,100	\$ 239,000	TAP	22-23
					\$ 168,100	Local	
	3500 South (SR-171) Sidewalk Improvements	18833	Construct missing sidewalk from 6000 West to 8400 West	\$ 2,054,100	\$ 500,000	CMAQ	22-23
					\$ 1,554,100	Local	
	2810 South at 8000 West Realignment	15912	Realign intersections to improve safety and connectivity and relocate a midblock school crossing to the new realignment.	\$ 200,900	\$ 1,203,189	STP	2023
					(\$1,002,289)	Local	
	North Bound - Acceleration Lane from Rosecrest Road to Mountain View Corridor	19634	Construct a right turn acceleration lane from Rosecrest onto NB MVC	\$ 1,599,600	\$ 1,486,646	STP	2023
					\$ 112,954	Local	

Performance Measurements

** Note** Specific Areas of Measurements Regionwide	Est. for WFRC Area		Statewide Target	Current Status	Target Status
The annual number of fatalities / Serious Injuries statewide	109 / 748		272 / 1.445	On Target	
The annual rate of fatalities / Serious Injuries per 100 million vehicle miles of travel	NA		0.89 / 4.750	'0.852 / 4.572	
The annual number of bicycle and pedestrian serious injuries and fatalities statewide	214.6		212	Not Met	

Project Name	PIN	Project Description	Estimated Project Cost	Funds Programmed	Funding Type	Year
Gentile Street Safe Routes To School; 3475 West to 3200 West	19627	Roadway widening improvements including constructing missing sidewalk	\$ 174,800	\$ 162,550	STP_Bridge	2023
3300 South and 900 West	17837	Realign traffic lanes, improve pedestrian mobility crossing, sidewalks where necessary, and upgrade signals and install a Hawk System.	\$ 3,140,000	\$ 3,140,000	Various	21-23
900 East; 3900 South to 4500 South	15911	Reconstruct & Widen to include center turn lane, curb, gutter, sidewalk, shoulders, and remove obstacles	\$ 6,970,135	\$ 6,311,797	STP	22-23
Murray-Holladay Road Full Stop Pedestrian Crossing	19677	Construct T-intersection and add a new full traffic stop pedestrian crossing	\$ 417,200	\$ 388,956	STP	2023

Performance Impacts for the Wasatch Front Regional Council (WFRC)
2023-2028 Transportation Improvement Program (TIP)

Performance Goal 4 - Emissions Reductions

Environmental Sustainability; A transportation system that enhances the natural, cultural, and built environment.

Livability and Travel Choice; A multimodal system that provides travel options to support a livable urban environment.

**** Note**** The TIP continues to identify projects that improve the quality of life by providing multi modes of transportation flexibility, access to opportunities and improved air quality

Estimated Number of Contributing Projects		177		Associated Amount of Funding Benefits	\$ 281,005,998		
Sample Projects	Project Name	PIN	Project Description	Estimated Project Cost	Funds Programmed	Funding Type	Year
	Midvalley Connector Bus Rapid Transit (BRT); Atherton Drive to 2700 West	17842	Construct a BRT that will provide a local and regional connection from Murray Central to West Valley	\$ 121,282,732	\$ 2,000,000 \$ 119,282,732	CMAQ Various	22-27
	Electrified Truck Parking Facility (700 North John Glenn Road)	19683	Construct Secure Truck Parking Electrification Facility	\$ 9,681,992	\$ 2,412,792 \$ 7,269,200	CMAQ Local	22-24
	Westside Multimodal Transit Hub; North Temple Area between 900 West & Redwood Road	17850	Construct a new intermodal center/ bus hub to connect TRAX Green Line to bus routes and alternative transportation	\$ 4,200,300	\$ 3,670,092 \$ 530,208	CMAQ / STP Local	2025
	Salt Lake Green Bike Share Expansion	13631	Constructs additional Bike Docking Stations/ Purchases additional Bikes	\$ 1,700,000	\$ 590,482 \$ 1,109,518	CMAQ Local	2023
	Air Quality - Rideshare & Vanpool Management / Travelwise	10018	Comprehensive Travel Demand Management Program. (For Private & Public Partnership)	\$ 2,400,000	\$ 2,400,000 \$ 0	CMAQ Local	22-26
	Kensington Avenue; West Temple tp 600 East	18837	Enhance Bike/ Ped use of and connectivity for all ages & abilities	\$ 1,126,500	\$ 650,000 \$ 476,500	TAP Local	22-23

Performance Measurements

** Note** Specific Areas of Measurements Regionwide	Est. for WFRC Area		Statewide Target	Current Status	Target Status
Annual hours of Urbanized Area Peak Hour Excessive Delay on the NHS	6.86		< 12.4	NA	On Target
Percent of Urbanized non-SOV travel	NA		> 24.9 % (2 & 4 yr)	25.1	Met
On-road mobile source emissions (VOC, CO, NOx, PM10, PM2.5) Year 2019 (Performance/ Target)	VOC = 22.774/ 3823.01, CO = 531.306/ 112909.930, NOx = 119.533/ 6816.740, PM10 = 81.127/ 505.160, PM2.5 = 3.867/ 376.680				

Project Name	PIN	Project Description	Estimated Project Cost	Funds Programmed	Funding Type	Year
Ogden-WSU Bus Rapid Transit (BRT); Intermodal HUB to McKay Dee Hospital	16934	New Construction to Construct WSU BRT	\$ 112,315,184	\$ 112,315,184	Various	22-24
5600 West Express Bus	20257	5600 West Express Bus and Park & Ride at 6200 South	\$ 34,200,000	\$ 34,200,000	ST_TTIF, Various	22-23
Traffic Signal Synchronization	15920	Install detection to utilize signal performance and synchronize traffic signals.	\$ 1,000,000	\$ 930,000	CMAQ	2023
Midvalley Connector	20315	Construction & Operations for the Midvalley Connector Bus Rapid Transit (BRT)	\$ 29,035,040	\$ 29,035,040	STP, Various	27-28

Surface Transportation Program (STP) Funded Projects

2023 - 2028
TRANSPORTATION
IMPROVEMENT PROGRAM (TIP)
PROJECTS

For the

**WASATCH FRONT REGIONAL
COUNCIL (WFRC) AREA**

2023 – 2028 Transportation Improvement Program (TIP)

2023-2028 Transportation Improvement Program (TIP)
Surface Transportation Program (STP)

Print Date:													Amount Obligated	Current Federal Fiscal Year	New Project/ Additional Funds	Project Phases Combined		
County	Sponsor	Route	Project Sequence	Project Identification Number (PIN)	Project Information		Year Added to TIP	Estimated Total Project Cost	Current Programmed Funds	Total Amount Obligated	Current Year	Allocation of Programmed Funds per Federal Fiscal Year					Concept Development	
					Location/ Limits	Concept/ Type of Improvement					2022	2023	2024	2025	2026	2027	2028	
SALT LAKE/ WEST VALLEY URBAN AREA																		
Salt Lake	Bluffdale	Var	F-LC35 (249)	13112	Porter Rockwell Blvd (Forth Segment); East Jordan Canal and 15800 South to 0.5 miles east	New Construction	2014	\$ 6,474,700	\$ 6,036,363	\$ 9,047,363	\$ -	\$ -	\$ -	\$ -	\$ -	\$ -	\$ -	
Salt Lake	Bluffdale		NEWPROJ()	16929	14600 South Railroad Bridge	Engineering study of alternatives to replace/ improve existing one-lane railroad crossing	2018	\$ 128,600	\$ 119,894	\$ 119,894	\$ -	\$ -	\$ -	\$ -	\$ -	\$ -	\$ -	
Salt Lake	Cottonwood Heights	2116	F-LC35(202)	8110	Fort Union Boulevard and Highland Drive Intersection	Intersection Improvements	2009	\$ 6,626,000	\$ 5,893,000	\$ 5,173,180	\$ 720,324	\$ -	\$ -	\$ -	\$ -	\$ -	\$ -	
Salt Lake	Cottonwood Heights		F-2082 (11)11	8110	Highland Drive & I-215 ; I-215 Westbound On-Ramp to La Cresta	Provide a right turn only lane for southbound Highland Dr west onto La Cresta and on-ramp for WB I-215	2010	\$ -	\$ -	\$ -	\$ -	\$ -	\$ -	\$ -	\$ -	\$ -	\$ -	
Salt Lake	Cottonwood Heights	3	0	8601	Wasatch Boulevard & 7650 South	Park-n-Ride Lot	2010	\$ 1,357,503	\$ 1,144,401	\$ 132,525	\$ 1,011,876	\$ -	\$ -	\$ -	\$ -	\$ -	\$ -	
Salt Lake	Cottonwood Heights	2	Newproject-001(2020)	18816	New Title - Bengal Blvd; Highland Dr to 2160 E Bengal Boulevard & Highland Drive Intersection	Intersection Improvements - Turning movements & Bike Lanes	2020	\$ 1,657,000	\$ 1,544,821	\$ 9,323	\$ 490,677	\$ 1,489,715	\$ -	\$ -	\$ -	\$ -	\$ -	
Salt Lake	Cottonwood Heights	Bengal Blvd	Newproject-S_STP-014(2021)	18816	Bengal Boulevard - Bike and Pedestrian Walkway Original PIN 19680 - Combined to PIN 18816	Construct 10-foot Shared-use path to provide dedicated space for Pedestrians and Cyclist	2021	\$ 487,200	\$ 444,894	\$ -	\$ -	\$ -	\$ -	\$ -	\$ -	\$ -	\$ -	
Salt Lake	Draper		NEWPROJ()	16923	1300 East; Wayne's World to Nashi Lane	Reconstruct and Widen to include center turn lane, curb, gutter, sidewalk, and shoulders	2018	\$ 4,400,000	\$ 3,770,000	\$ 3,770,000	\$ -	\$ -	\$ -	\$ -	\$ -	\$ -	\$ -	
Salt Lake	Draper	Var	New Project - 004()	17807	Lone Peak Parkway; 12650 South to 12300 South	Roadway Realignment & Widening, Including Bike Lanes, Shoulders, Curb, Gutter, and Sidewalk	2019	\$ 5,140,000	\$ 3,980,000	\$ -	\$ -	\$ 350,000	\$ -	\$ 3,630,000	\$ -	\$ -	\$ -	
Salt Lake	Draper	Fort Street	Newproject-007(2020)	18822	Fort Street; Pioneer Road to 13200 South	Reconstruct & Minor Widening, including Shoulder, Curb, Gutter, Sidewalk, Parkstrips, and Bike Lanes	2020	\$ 4,451,100	\$ 3,234,467	\$ -	\$ -	\$ -	\$ -	\$ -	\$ 3,234,467	\$ -	\$ -	
Salt Lake	Holladay		NEWPROJ()	14041	Highland Drive; Spring Lane to Fardown Avenue	Phase I Highland Drive Corridor Renovation	2015	\$ 3,346,233	\$ 2,243,673	\$ 2,243,111	\$ 561	\$ -	\$ -	\$ -	\$ -	\$ -	\$ -	
Salt Lake	Holladay		NEWPROJ()	14828	Highland Drive; Arbor Lane to Van Winkle Expressway	Study to Address Traffic Volumes, Expanded Transit Service, Increase Bicycle & Pedestrian use and safety	2016	\$ 183,800	\$ 171,357	\$ 171,357	\$ -	\$ -	\$ -	\$ -	\$ -	\$ -	\$ -	
Salt Lake	Holladay/ Millcreek	Murray-Holladay Road	Newproject-S_STP-010(2021)	19677	Murray-Holladay Road Full Stop Pedestraian Crossing	Construct T-intersection and add a new full traffic stop pedestraian crossing	2021	\$ 417,200	\$ 388,956	\$ -	\$ -	\$ 388,956	\$ -	\$ -	\$ -	\$ -	\$ -	
Salt Lake	Kearns	Cougar Lane	Newproject-S_STP-012(2021)	19679	Cougar Lane; Niagara Way to Kearns High Drive	Widen to accommodate a second travel lane and maintain existing bike lane	2021	\$ 2,804,000	\$ 2,114,169	\$ -	\$ -	\$ -	\$ -	\$ 2,114,169	\$ -	\$ -	\$ -	
Salt Lake	Magna	Var	NEWPROJ()	15912	2700 South/ 2810 South at 8000 West Realignment	Realign intersections to improve safety and connectivity and relocate a midblock school crossing to the new realignment.	2017	\$ 2,000,900	\$ 1,203,189	\$ -	\$ -	\$ 1,203,189	\$ -	\$ -	\$ -	\$ -	\$ 2,215,816	
Salt Lake	Magna		NEWPROJ()	16928	8000 West; 2600 South to 3100 South	Construct sidewalk, curb, gutter, and shoulder improvements on the west side	2018	\$ 1,346,700	\$ 1,255,528	\$ 9,323	\$ 500,000	\$ -	\$ 755,528	\$ -	\$ -	\$ -	\$ -	

2023-2028 Transportation Improvement Program (TIP)
Surface Transportation Program (STP)

Print Date:													Amount Obligated	Current Federal Fiscal Year	New Project/ Additional Funds	Project Phases Combined		
County	Sponsor	Route	Project Sequence	Project Identification Number (PIN)	Project Information		Year Added to TIP	Estimated Total Project Cost	Current Programmed Funds	Total Amount Obligated	Current Year	Allocation of Programmed Funds per Federal Fiscal Year				Concept Development		
					Location/ Limits	Concept/ Type of Improvement					2022	2023	2024	2025	2026	2027	2028	
Salt Lake	Magna	8000 West	Newproject-011(2020)	16928	8000 West; SR-201 to 3100 South (Original PIN 18826)	Reconstruct & Minor Widening, including Shoulder, Curb, Gutter, Sidewalk, Parkstrips, and Bike Lanes	2020	\$ 2,679,000	\$ 2,497,632	\$ -	\$ -	\$ -	\$ -	\$ 2,497,632	\$ -	\$ -	\$ -	
Salt Lake	Midvale/ UDOT	Var	New Project - 009()	17841	7200 South and 300 West	Intersection and Signal Improvements	2019	\$ 323,000	\$ 287,148	\$ 287,148	\$ -	\$ -	\$ -	\$ -	\$ -	\$ -	\$ -	
Salt Lake	Millcreek	1	NEWPROJ()	15911	900 East; 3900 South to 4500 South	Reconstruct w/ improvements to curb, gutter, sidewalk, ADA ramps, bicycle facilities, lighting and utility pole relocations.	2017	\$ 6,770,136	\$ 6,311,798	\$ 2,039,861	\$ 1,271,936	\$ -	\$ -	\$ -	\$ -	\$ -	\$ -	
Salt Lake	Millcreek	2	NEWPROJ()	15911	900 East; 3900 South to 4500 South	Reconstruct w/ improvements to curb, gutter, sidewalk, ADA ramps, bicycle facilities, lighting and utility pole relocations.	2017	\$ -	\$ 3,000,000	\$ 605,995	\$ 2,394,005	\$ -	\$ -	\$ -	\$ -	\$ -	\$ -	
Salt Lake	Millcreek		NEWPROJ()	16930	3900 South; 2300 East to Wasatch Blvd	Reconstruct and Widen to include center turn lane, curb, gutter, sidewalk, and shoulders	2018	\$ 8,652,500	\$ 4,000,000	\$ 4,000,000	\$ -	\$ -	\$ -	\$ -	\$ -	\$ -	\$ -	
Salt Lake	Millcreek	3800 South	Newproject-012(2020)	18827	3800 South Skyline HS; Virginia Way to Birch Drive	Reconstruct with operational Improvements with turning restrictions and construction of a roundabout to increase safety	2020	\$ 2,082,000	\$ 1,801,204	\$ 1,801,204	\$ -	\$ -	\$ -	\$ -	\$ -	\$ -	\$ -	
Salt Lake	Millcreek	1300 East	Newproject-S_STP-003(2021)	19631	1300 East; 4220 South to 4500 South	Reconstruct including curb, gutter, sidewalk, enhanced bus stops, and storm drain	2021	\$ 3,485,800	\$ 3,000,000	\$ 284,352	\$ 1,215,649	\$ 1,500,000	\$ -	\$ -	\$ -	\$ -	\$ -	
Salt Lake	Murray	1	NEWPROJ()	14923	Vine Street; 1300 East to Van Winkle Expressway	Reconstruction with minor widening including; improvements to Drainage, Curb, Gutter and Sidewalk	2016	\$ 6,209,850	\$ 4,500,000	\$ 2,641,799	\$ -	\$ -	\$ -	\$ -	\$ -	\$ -	\$ -	
Salt Lake	Murray	2	NEWPROJ()	14923	Vine Street; 1300 East to Van Winkle Expressway	Reconstruction with minor widening including; improvements to Drainage, Curb, Gutter and Sidewalk	2016	\$ -	\$ 2,508,199	\$ 2,508,199	\$ -	\$ -	\$ -	\$ -	\$ -	\$ -	\$ -	
Salt Lake	Murray	Var	New Project - 007()	17838	Winchester and 700 West	Intersection and Pedestrian Improvements	2019	\$ 2,753,900	\$ 2,567,461	\$ -	\$ -	\$ -	\$ -	\$ 2,567,461	\$ -	\$ -	\$ -	
Salt Lake	Riverton	Var	NEWPROJ()	15913	4150 West; 12600 South to 13400 South	Construct a 4-lane concrete street with center running trax corridor, bike lanes, pedestrian trails or sidewalks, and traffic signals.	2017	\$ 17,712,800	\$ 5,500,000	\$ 6,199,225	\$ -	\$ -	\$ -	\$ -	\$ -	\$ -	\$ -	
Salt Lake	Salt Lake City	700 North	Newproject-S_STP-005(2021)	19633	700 North; 2200 West to Redwood Rd (1700 West)	Reconstruct including curb, gutter, sidewalk, enhanced bus stops, and storm drain	2021	\$ 4,680,600	\$ 3,000,000	\$ -	\$ -	\$ -	\$ -	\$ -	\$ -	\$ 3,000,000	\$ -	
Salt Lake	Salt Lake City		F-2076(1)	11083	1300 East; 1300 South to 2100 South	Reconstruction with minor improvements to Drainage, Curb, Gutter and Sidewalk	2012	\$ 11,099,000	\$ 6,774,915	\$ 7,106,709	\$ -	\$ -	\$ -	\$ -	\$ -	\$ -	\$ -	
Salt Lake	Salt Lake City		Transfer to FTA	14932	300 North & 500 West	New Construction - Pedestrian/ Bicycle Railroad Overpass	2016	\$ 5,462,000	\$ 2,900,000	\$ 2,900,000	\$ -	\$ -	\$ -	\$ -	\$ -	\$ -	\$ -	
Salt Lake	Salt Lake City	Combine Pins 16924 into PIN 15908	NEWPROJ()	15908	1300 East; 2100 South to Highland Drive	Pavement Rehabilitation including curb, gutter, and pedestrain improvements	2017	\$ 3,901,300	\$ 3,548,613	\$ -	\$ 20,000	\$ 1,528,613	\$ 2,000,000	\$ -	\$ -	\$ -	\$ -	
Salt Lake	Salt Lake City	0	NEWPROJ()	15908	1300 East/ Richmond; 2100 South to Southern City Boundary (PIN was 16924)	Reconstruct with improvements to Drainage, Curb, Gutter, Sidewalk, and Shoulder	2018	\$ 4,975,600	\$ 4,300,000	\$ -	\$ -	\$ -	\$ 2,000,000	\$ 2,300,000	\$ -	\$ -	\$ -	

2023-2028 Transportation Improvement Program (TIP)
Surface Transportation Program (STP)

Print Date:													Amount Obligated	Current Federal Fiscal Year	New Project/ Additional Funds	Project Phases Combined		
County	Sponsor	Route	Project Sequence	Project Identification Number (PIN)	Project Information		Year Added to TIP	Estimated Total Project Cost	Current Programmed Funds	Total Amount Obligated	Current Year	Allocation of Programmed Funds per Federal Fiscal Year					Concept Development	
					Location/ Limits	Concept/ Type of Improvement					2022	2023	2024	2025	2026	2027	2028	
Salt Lake	Salt Lake City	Transit	Newproject-013(2020)	17850	Westside Multimodal Transit Hub; North Temple Area between 900 West & Redwood Road	Construct a new intermodal center/ bus hub to connect TRAX Green Line to bus routes and alternative transportation	2020	\$ 3,936,600	\$ 2,270,092	\$ -	\$ -	\$ -	\$ -	\$ -	\$ 2,270,092	\$ -	\$ -	
Salt Lake	Salt Lake County	Var	NEWPROJ()	14036	Salt Lake County Area Signal Detection Upgrade Suggest (ATSPM Implementation (Advance Traffic Signal Performance Metrix)	Improve Signal Detection and Coordination by ITS Measures	2015	\$ 3,657,400	\$ 2,072,076	\$ 1,887,948	\$ -	\$ -	\$ -	\$ -	\$ -	\$ -	\$ -	
Salt Lake	Salt Lake County	Var	NEWPROJ()	17493	Salt Lake County Area Signal Detection Upgrade	Improve Signal Detection and Coordination by ITS Measures	2015	\$ 3,657,400	\$ 1,409,794	\$ 978,915	\$ 542,931	\$ -	\$ -	\$ -	\$ -	\$ -	\$ -	
Salt Lake	Salt Lake County/ West Valley/ Kearns		F-2240(2)0	11085	4700 South; 4000 West to 5600 West	Reconstruct with minor widening, improvements to Drainage, Curb, Gutter and Sidewalk	2012	\$ 23,675,426	\$ 14,175,040	\$ 10,875,040	\$ -	\$ 3,300,000	\$ -	\$ -	\$ -	\$ -	\$ -	
Salt Lake	Sandy	89	F-0089 (392)0	13114	9270 South & State Street; 150 East to State Street	Intersection Improvements and Signal Installation	2014	\$ 7,332,000	\$ 7,232,000	\$ 6,652,003	\$ 90,390	\$ -	\$ -	\$ -	\$ -	\$ -	\$ -	
Salt Lake	Sandy	SR-209	NEWPROJ()	16921	Monroe and 90th Street (SR-209)	Intersection Improvements - dual left turns in all directions	2018	\$ 6,145,100	\$ 4,450,000	\$ 4,200,000	\$ 250,000	\$ -	\$ -	\$ -	\$ -	\$ -	\$ -	
Salt Lake	Sandy & Draper Cities		NEWPROJ()	14035	Highland Drive EIS	Environmental Study to determine Project Purpose and Needs	2015	\$ 4,680,000	\$ 4,300,000	\$ -	\$ -	\$ -	\$ -	\$ -	\$ 4,300,000	\$ -	\$ -	
Salt Lake	Sandy, Midvale	9000 South	Newproject-S_STP-002(2021)	19630	9000 South & 700 West Southbound Dual Left Lanes	Construct dual left turn lanes from SB 700 West to EB 9000 South with 700 West Improvements	2021	\$ 6,831,560	\$ 1,529,729	\$ -	\$ -	\$ -	\$ -	\$ 1,529,729	\$ -	\$ -	\$ -	
Salt Lake	South Jordan		NEWPROJ()	14040	2200 West; 9400 South to 11400 South (was 10400 South)	Reconstruction with minor widening including; improvements to Drainage, Curb, Gutter and Sidewalk	2015	\$ 4,505,900	\$ 4,200,851	\$ 6,531,601	\$ 0	\$ -	\$ -	\$ -	\$ -	\$ -	\$ -	
Salt Lake	South Jordan	Var	NEWPROJ()	15910	2700 West; 10000 South to 10200 South	Reconstruction with minor widening to 3-lanes; including improvements to Curb, Gutter, Sidewalk, Parkstrips, Shoulders, and Streetlights	2017	\$ 953,200	\$ 777,788	\$ 258,247	\$ 519,541	\$ -	\$ -	\$ -	\$ -	\$ -	\$ -	
Salt Lake	South Jordan	Var	NEWPROJ()	15914	Riverfront Parkway; 11050 South 11400 South	Widen from 3 to 5 lanes including curb, gutter, sidewalk, park strip, intersection improvements, and necessary street lights.	2017	\$ 1,840,900	\$ 1,632,271	\$ -	\$ -	\$ -	\$ 1,632,271	\$ -	\$ -	\$ -	\$ -	
Salt Lake	South Jordan	Var	New Project - 005()	17836	Bacchus Highway (SR-111); 10200 South to 10700 South	Reconstruct existing roadway and improve the vertical curve to increase site distance	2019	\$ 2,301,300	\$ 2,145,502	\$ -	\$ -	\$ -	\$ 2,145,502	\$ -	\$ -	\$ -	\$ -	
Salt Lake	South Jordan	1300 West	Newproject-006(2020)	18821	1300 West & White Peach Drive (11170 South)	Install a Signal at the T-intersection	2020	\$ 460,800	\$ 429,604	\$ 60,585	\$ 369,019	\$ -	\$ -	\$ -	\$ -	\$ -	\$ -	
Salt Lake	South Jordan	1300 West	Newproject-S_STP-009(2021)	19676	1300 West & Shield's Lane Intersection Improvements	Increase capacity of the Intersection by adding through lanes to three approaches and adding a right turn pocket to westbound approach and addressing North/South Bike lanes	2021	\$ 3,775,900	\$ 3,020,272	\$ -	\$ -	\$ -	\$ -	\$ -	\$ -	\$ 3,020,272	\$ -	
Salt Lake	South Salt Lake	1	NEWPROJ()	14034	500 West; 3300 South to 3900 South	Reconstruction with minor widening including; improvements to Drainage, Curb, Gutter and Sidewalk	2015	\$ 7,718,985	\$ 5,000,000	\$ 1,556,941	\$ 943,059	\$ -	\$ -	\$ -	\$ -	\$ -	\$ -	
Salt Lake	South Salt Lake	2	NEWPROJ()	14034	500 West; 3300 South to 3900 South	Reconstruction with minor widening including; improvements to Drainage, Curb, Gutter and Sidewalk	2015		\$ 2,500,000	\$ -	\$ 2,500,000	\$ -	\$ -	\$ -	\$ -	\$ -	\$ -	

2023-2028 Transportation Improvement Program (TIP)
Surface Transportation Program (STP)

Print Date:													Amount Obligated	Current Federal Fiscal Year	New Project/ Additional Funds	Project Phases Combined		
County	Sponsor	Route	Project Sequence	Project Identification Number (PIN)	Project Information		Year Added to TIP	Estimated Total Project Cost	Current Programmed Funds	Total Amount Obligated	Current Year	Allocation of Programmed Funds per Federal Fiscal Year					Concept Development	
					Location/ Limits	Concept/ Type of Improvement					2022	2023	2024	2025	2026	2027	2028	
Salt Lake	South Salt Lake	700 West	NEWPROJ()	16925	700 West; 3300 South to Carlisle Avenue (3655 South)	Reconstruct and widen to include center turn lane, curb, gutter, sidewalk, and shoulders	2018	\$ 6,571,575	\$ 4,000,000	\$ 9,323	\$ -	\$ -	\$ 1,990,677	\$ 2,000,000	\$ -	\$ -	\$ -	
Salt Lake	South Salt Lake	700 West	Newproject-005(2020)	18820	700 West Reconstruction Phase II; Carlisle Street to 3900 South	Reconstruct with Minor Widening Including Bike Lanes, Shoulders, Curb, Gutter, and Sidewalk	2020	\$ 4,908,805	\$ 4,200,000	\$ -	\$ -	\$ -	\$ -	\$ 4,200,000	\$ -	\$ -	\$ -	
Salt Lake	South Salt Lake/ UDOT	Var	New Project - 006()	17837	3300 South and 900 West	Pedestrian and Signal Improvement Projects	2019	\$ 840,000	\$ 783,132	\$ 550,613	\$ 232,519	\$ -	\$ -	\$ -	\$ -	\$ -	\$ -	
Salt Lake	Taylorsville	1	F-0068 (73)52	11082	Redwood Road; 4100 South to 5400 South	Access Management and Safety Improvements	2012	\$ 13,767,800	\$ 12,159,548	\$ 7,338,758	\$ -	\$ -	\$ -	\$ -	\$ -	\$ -	\$ -	
Salt Lake	Taylorsville	2	F-0068 (73)52	11082	Redwood Road; 4100 South to 5400 South	Access Management and Safety Improvements	2012	\$ -	\$ 4,820,791	\$ 4,820,791	\$ -	\$ -	\$ -	\$ -	\$ -	\$ -	\$ -	
Salt Lake	Taylorsville	3	NEWPROJ()	11082	1780 BRT Connector Road; Bruin Blvd to 4700 S Proj combined to PIN 11082 (Redwood Rd) was PIN 16931	New Construction including curb, gutter, sidewalk, and shoulder improvements	2018	\$ -	\$ -	\$ -	\$ -	\$ -	\$ -	\$ -	\$ -	\$ -	\$ -	
Salt Lake	Taylorsville/ UDOT	Var	New Project - 008()	17840	5400 South and 1900 West	Intersection and Signal Improvements	2019	\$ 406,500	\$ 364,995	\$ 364,995	\$ -	\$ -	\$ -	\$ -	\$ -	\$ -	\$ -	
Salt Lake	UDOT	SR-68	Newproject-010(2020)	18825	Redwood Road (SR-68); 6200 South to I-215 (Funding moved to PIN 17627)	Add an additional NB lane on Redwood Rd, Including option/entrance lanes at both EB and WB On-Ramps and CFI features on the east and south legs of the 6200 So intersection.	2020	\$ 9,858,600	\$ 1,000,000	\$ 1,000,000	\$ -	\$ -	\$ -	\$ -	\$ -	\$ -	\$ -	
Salt Lake	UDOT	MVC	Newproject-S_STP-007(2021)	19634	North Bound - Acceleration Lane from Rosecrest Road to Mountain View Corridor	Construct a right turn acceleration lane from Rosecrest onto NB MVC	2021	\$ 1,599,600	\$ 1,486,646	\$ 121,199	\$ 622,124	\$ 743,323	\$ -	\$ -	\$ -	\$ -	\$ -	
Salt Lake	UDOT TOC	Var	Newproject-003(2020)	18818	Traffic Signal Priority/Preemption for Transit, Freight, and Snow Plows	(1) SR-172 (5600 W) from Amelia Earhart Dr to 3500 South (2) SR-71 (12300 S & 700 E) from Bangertter Hwy to 400 South (3) U-111 (Bacchus Hwy) from SR-201 to New Bingham Hwy	2020	\$ 690,000	\$ 643,287	\$ -	\$ -	\$ -	\$ -	\$ 643,287	\$ -	\$ -	\$ -	
Salt Lake	UDOT TOC	Var	Newproject-S_STP-001(2021)	19629	Traffic Signal Priority/Preemption for Transit, Freight, and Snow Plows	(1) SR-266 from I-215 West to I-215 East (2) 5400 So from MVC to Bangertter Hwy and 5400 So from Redwood Rd. to I-15 (3) SR-48 from MVC to Redwood Rd	2021	\$ 790,000	\$ 736,517	\$ -	\$ -	\$ -	\$ -	\$ -	\$ -	\$ 736,517	\$ -	
Salt Lake	UDOT TOC	Var	Newproject-S_STP-004(2021)	19632	Salt lake City Metro- Signal Timing and Optimization 120 to 200 Signals	New Bingham Hwy (SR-48) from 5600 West to 7800 South at Redwood Rd	2021	\$ 600,000	\$ 559,380	\$ -	\$ -	\$ -	\$ -	\$ -	\$ -	\$ 559,380	\$ -	
Salt Lake	UTA	Var	Newproject-002(2020)	18817	UTA - On-Board Technology System	Develop & Maintain a New Controlling Data System for Route Efficiency, Vehicle Monitoring & Dispatching	2020	\$ 5,000,000	\$ 500,000	\$ -	\$ 500,000	\$ -	\$ -	\$ -	\$ -	\$ -	\$ -	
Salt Lake	UTA	Var	Newproject-004(2020)	18819	Traffic Signal Priority/Preemption Equipment for Additional Transit Vehicles	(1) SR-172 (5600 W) from Amelia Earhart Dr to 3500 South (2) SR-71 (12300 S & 700 E) from Bangertter Hwy to 400 South (3) U-111 (Bacchus Hwy) from SR-201 to New Bingham Hwy	2020	\$ 225,000	\$ 237,736	\$ -	\$ -	\$ -	\$ -	\$ -	\$ 237,736	\$ -	\$ -	
Salt Lake	UTA	SLC /So Davis Connector	Newproject-O_STP- 013(2021)	19626	Davis/ Salt Lake Connector Design	Davis - SLC Community Connector Design for Essential Transit Connection between Davis County and Salt Lake County	2021	\$ 4,700,000	\$ 750,000	\$ -	\$ -	\$ -	\$ -	\$ -	\$ -	\$ 750,000	\$ -	

2023-2028 Transportation Improvement Program (TIP)
Surface Transportation Program (STP)

Print Date:														Amount Obligated	Current Federal Fiscal Year	New Project/ Additional Funds	Project Phases Combined		
County	Sponsor	Route	Project Sequence	Project Identification Number (PIN)	Project Information		Year Added to TIP	Estimated Total Project Cost	Current Programmed Funds	Total Amount Obligated	Current Year	Allocation of Programmed Funds per Federal Fiscal Year					Concept Development		
					Location/ Limits	Concept/ Type of Improvement					2022	2023	2024	2025	2026	2027	2028		
Salt Lake	UTA/ Draper	Point of the Mountain	Newproject-S_STP-011(2021)	19678	Point of the Mountain Transit Environmental Study from Lehi to Draper	Environmental and Conceptual Engineering for a Gold Standard Bus Rapid Transit (BRT) Route	2021	\$ 8,000,000	\$ 2,000,000	\$ -	\$ 2,000,000	\$ -	\$ -	\$ -	\$ -	\$ -	\$ -	\$ -	
Salt Lake	West Jordan	0	NEWPROJ()	14039	1300 West; 6600 South to 9400 South	Widen to include; Center Turn-lane, Right Turn-lanes and Bike Lanes	2015	\$ 11,442,800	\$ 12,500,000	\$ 2,331,611	\$ 5,368,388	\$ 4,800,000	\$ -	\$ -	\$ -	\$ -	\$ -	\$ 2,000,000	
Salt Lake	West Jordan		Newproject-S_STP-006(2021)	14830	7800 South; Mountain View Corridor to SR-111	Widen from 2-Lane to 5-Lane with Shoulders, Curb, Gutter, and Sidewalk	2016	\$ 5,234,500	\$ 4,400,000	\$ 489,691	\$ 1,660,309	\$ 2,250,000	\$ -	\$ -	\$ -	\$ -	\$ -	\$ -	
Salt Lake	West Jordan	Var	NEWPROJ()	15936	8600 South; 5600 West to 6000 West	Construct a bridge over Mountain View Corridor	2017	\$ 12,000,000	\$ 1,700,000	\$ -	\$ -	\$ -	\$ -	\$ -	\$ -	\$ -	\$ -	\$ -	
Salt Lake	West Jordan		NEWPROJ()	16922	7000 South; 1300 West to Bangerter Hwy (SR-154)	Environmental Impact Statement (EIS)	2018	\$ 2,000,000	\$ 1,000,000	\$ -	\$ -	\$ -	\$ 1,000,000	\$ -	\$ -	\$ -	\$ -	\$ -	
Salt Lake	West Jordan		NEWPROJ()	16927	7000 South & 1500 West	Construct Pedestrian Bridge	2018	\$ 1,608,900	\$ 1,499,977	\$ 300,000	\$ -	\$ -	\$ 1,199,977	\$ -	\$ -	\$ -	\$ -	\$ -	
Salt Lake	West Jordan	9000 South	Newproject-009(2020)	18824	9000 South; New Bingham Highway to SR-111	New Construction of a 5-lane facility with shoulders, curb, gutter, parkstrip, and sidewalk	2020	\$ 15,174,900	\$ 3,000,000	\$ -	\$ -	\$ -	\$ -	\$ -	\$ 1,500,000	\$ 1,500,000	\$ -	\$ -	
Salt Lake	West Valley City	1	F-LC35 (253)	14831	4100 South; Bangerter Highway to 5460 West	Roadway Reconstruction with improvements to Curb, Gutter, and Sidewalk were necessary	2016	\$ 5,558,600	\$ 7,942,288	\$ 7,806,221	\$ 136,067	\$ -	\$ -	\$ -	\$ -	\$ -	\$ -	\$ -	
Salt Lake	West Valley City	2	F-LC35 (253)	14831	4100 South; Bangerter Highway to 5460 West	Roadway Reconstruction with improvements to Curb, Gutter, and Sidewalk were necessary	2016	\$ 3,421,462	\$ 3,421,462	\$ 3,421,462	\$ -	\$ -	\$ -	\$ -	\$ -	\$ -	\$ -	\$ -	
Salt Lake	West Valley City	Var	New Project - 003()	17806	Parkway Blvd (2700 So); Mountain View Corridor to 6400 West	Roadway Widening, Including Bike Lanes, Shoulders, Curb, Gutter, and Sidewalk	2019	\$ 5,767,800	\$ 5,300,000	\$ 671,256	\$ 1,571,044	\$ -	\$ -	\$ 1,067,700	\$ 2,000,000	\$ -	\$ -	\$ -	
Salt Lake	West Valley City	3650 South	Newproject-008(2021)	18823	3650 South; 2700 West to 3200 West	Reconstruct & Minor Widening, including Shoulder, Curb, Gutter, Sidewalk, Parkstrips, and Bike Lanes	2020	\$ 6,726,900	\$ 5,771,489	\$ -	\$ 10,000	\$ -	\$ -	\$ -	\$ 2,560,000	\$ 3,201,489	\$ -	\$ -	
Salt Lake	WFRC	Var	F-R299(50)	11985	Transportation and Landuse Connections (TLC) - Salt Lake County	Local Planning Assistance	2003	\$ 429,046	\$ 260,000	\$ 3,570,645	\$ -	\$ 758,371	\$ 781,122	\$ 804,556	\$ 828,693	\$ 853,553	\$ 879,160	\$ -	
Salt Lake	WFRC	Var	F-R299(50)	16849	Project Planning Support - Salt Lake County WFRC Planning Master PIN - 19094 FFY 2021 - 18756, FFY 2022 - 19591	Planning - Urban Transportation	2003	\$ 2,018,867	\$ 2,680,816	\$ 7,165,181	\$ 570,543	\$ 779,074	\$ 802,446	\$ 826,520	\$ 851,315	\$ 876,855	\$ 903,160	\$ -	
Salt Lake	WFRC	Var	F-R299(50)	16849	Salt Lake\ West Valley Travel Survey	Modeling Update Exercise (Originally Included in the Planning Support Line)	0	\$ -	\$ -	\$ -	\$ 245,375	\$ 245,375	\$ -	\$ -	\$ -	\$ -	\$ -	\$ -	
Salt Lake	Salt Lake City	900 West	Newproject-S_STP-01(2022)	20309	900 West; North Temple to 600 North	Roadway Reconstruction including improvements to enhance transit, pedestrian, bicycle, and access to opportunities for residents	2022	\$ 7,688,865	\$ 3,215,816	\$ 0	\$ 0	\$ 0	\$ 0	\$ 0	\$ 0	\$ 0	\$ 0	\$ 3,215,816	
Salt Lake	Millcreek	1300 East	Newproject-S_STP-02(2022)	20310	1300 East; 3300 South to 3600 South	Roadway Reconstruction including curb & gutter, sidewalk, ADA ramps, enhanced bus stops, and installation of new storm drain	2022	\$ 6,965,120	\$ 3,715,816	\$ 0	\$ 0	\$ 0	\$ 0	\$ 0	\$ 0	\$ 0	\$ 0	\$ 3,715,816	

2023-2028 Transportation Improvement Program (TIP)
Surface Transportation Program (STP)

Print Date:													Amount Obligated	Current Federal Fiscal Year	New Project/ Additional Funds	Project Phases Combined		
County	Sponsor	Route	Project Sequence	Project Identification Number (PIN)	Project Information		Year Added to TIP	Estimated Total Project Cost	Current Programmed Funds	Total Amount Obligated	Current Year	Allocation of Programmed Funds per Federal Fiscal Year					Concept Development	
					Location/ Limits	Concept/ Type of Improvement					2022	2023	2024	2025	2026	2027	2028	
Salt Lake	South Jordan	South Jordan Parkway	Newproject-S_STP-03(2022)	20311	4000 W / South Jordan Parkway Intersection Improvements	Project to Improve Intersection Mobility by; - One additional through lane will be added to all 4 approaches - A second left turn lane will be added to the East & West approach - Right turn pockets will be added to the North and South approach	2022	\$ 5,152,400	\$ 3,215,816	\$ 0	\$ 0	\$ 0	\$ 0	\$ 0	\$ 0	\$ 0	\$ 3,215,816	
Salt Lake	West Valley City & Magna	7200 West	Newproject-S_STP-04(2022)	20312	7200 West; 3500 South to Copper Hill Drive	Roadway Reconstruction w/ Minor Widening including curb & gutter, sidewalk, ADA ramps, enhanced bus stops, and installation of new storm drain	2022	\$ 7,081,900	\$ 4,715,816	\$ 0	\$ 0	\$ 0	\$ 0	\$ 0	\$ 0	\$ 0	\$ 4,715,816	
Salt Lake	Murray	5600 South	Newproject-S_STP-05(2022)	20313	5600 South; 900 East to 1300 East	Roadway Reconstruction w/ Minor Widening including curb & gutter, sidewalk, ADA ramps, and installation of new storm drain	2022	\$ 8,578,800	\$ 5,065,816	\$ 0	\$ 0	\$ 0	\$ 0	\$ 0	\$ 0	\$ 0	\$ 5,065,816	
Salt Lake	Midvale	Tuscany	Newproject-S_STP-06(2022)	20314	Tuscany View Road Extension;800 West to Holden Street	New Roadway Construction including curb & gutter, sidewalk, ADA ramps, and storm drain	2022	\$ 6,109,100	\$ 3,565,816	\$ 0	\$ 0	\$ 0	\$ 0	\$ 0	\$ 0	\$ 0	\$ 3,565,816	
Salt Lake	UTA	Midvalley Connector	Newproject-S_STP-07(2022)	20315	Midvalley Connector; Murray Station to West Valley Central Station - Operations	Operations for the Midvalley Connector bus rapid transit (BRT) route, connecting Murray Central Station, Salt Lake Community College's Redwood Road Campus, and West Valley Central Station.	2022	\$ 29,035,040	\$ 2,215,816	\$ 0	\$ 0	\$ 0	\$ 0	\$ 0	\$ 0	\$ 0	\$ 2,215,816	
Salt Lake	UDOT	700 East	Newproject-S_STP-09(2022)	20316	700 East (SR-71); 2100 South to 1300 South	Construct a shared use path between Parley's trail (approximately 2000 South) to Liberty Park.	2022	\$ 2,985,500	\$ 1,500,000	\$ 0	\$ 0	\$ 0	\$ 1,500,000	\$ 0	\$ 0	\$ 0	\$ 0	

2023-2028 Transportation Improvement Program (TIP)
Surface Transportation Program (STP)

Print Date:													Amount Obligated	Current Federal Fiscal Year	New Project/ Additional Funds	Project Phases Combined		
County	Sponsor	Route	Project Sequence	Project Identification Number (PIN)	Project Information		Year Added to TIP	Estimated Total Project Cost	Current Programmed Funds	Total Amount Obligated	Current Year	Allocation of Programmed Funds per Federal Fiscal Year				Concept Development		
					Location/ Limits	Concept/ Type of Improvement					2022	2023	2024	2025	2026	2027	2028	
OGDEN/ LAYTON URBAN AREA										\$ -								
Weber	Brigham City		NEWPROJ()	16938	1200 West Box Elder Creek Bridge; 550 South to 650 North	Widen Existing Bridge to accomdate the widening of 1200 West	2018	\$ 1,750,000	\$ 1,582,113	\$ -	\$ -	\$ 791,057	\$ 791,056	\$ -	\$ -	\$ -	\$ -	
Davis	Centerville	400 East	Newproject-O_STP- 007(2021)	19624	400 East; Pages Lane to Porter Lane	Reconstruct Roadway with improvements to bike and pedestrian facilities	2021	\$ 2,425,300	\$ 1,697,710	\$ -	\$ -	\$ -	\$ -	\$ -	\$ -	\$ 1,697,710	\$ -	
Davis	Clearfield/ Syracuse	1	NEWPROJ()	14843	500 West; 2000 South to Antelope Drive (1700 South or SR-108)	New Construction, 3-lane facility with Signal on SR-108 and Curb, Gutter and Sidewalk	2016	\$ 6,766,000	\$ 5,362,630	\$ 4,062,630	\$ -	\$ -	\$ -	\$ -	\$ -	\$ -	\$ -	
Davis	Clearfield/ Syracuse	2	NEWPROJ()	14843	500 West; 2000 South to Antelope Drive (1700 South or SR-108)	New Construction, 3-lane facility with Signal on SR-108 and Curb, Gutter and Sidewalk	2016		\$ 1,300,000	\$ 1,300,000	\$ -	\$ -	\$ -	\$ -	\$ -	\$ -	\$ -	
Davis	Clinton/ West Point		NEWPROJ()	15899	800 North; 2000 West to 3000 West	Reconstruction with minor widening including; improvements to Drainage, Curb, Gutter and Sidewalk	2017	\$ 4,567,100	\$ 3,000,000	\$ 2,784,649	\$ -	\$ -	\$ -	\$ -	\$ -	\$ -	\$ -	
Davis	Farmington	SR-106	NEWPROJ()	16933	Main Street (SR-106); Park Lane to Shepard Lane	Widen roadway (east - side) for curb, gutter, sidewalk and shoulder	2018	\$ 1,986,400	\$ 1,851,921	\$ -	\$ 925,960	\$ 925,960	\$ -	\$ -	\$ -	\$ -	\$ -	
Davis	Farmington	SR-106	New Project - 011()	16933	Main Street (SR-106); Park Lane to Shepard Lane (Old PIN 17793 - Combined with PIN 16933)	Widen roadway (west - side) for curb, gutter, sidewalk and shoulder	2019	\$ 2,287,800	\$ 2,053,670	\$ -	\$ -	\$ -	\$ 2,053,670	\$ -	\$ -	\$ -	\$ -	
Davis	Farmington	Commerce Drive	Newproject-017(2020)	18807	Commerce Drive Road; Burke Lane to 950 North	New construction of 5-Lane roadway with curb, gutter, sidewalk, ADA crossings, bike lanes, and utility lines.	2020	\$ 8,122,500	\$ 3,000,000	\$ -	\$ -	\$ -	\$ 1,000,000	\$ 1,000,000	\$ 1,000,000	\$ -	\$ -	
Weber	Farr West City	4000 North	Newproject-023(2020)	18814	4000 North; SR-126 to 2800 West	Reconstruct/ Widen with minor improvements to Drainage, Curb, Gutter, Sidewalk, and Bike Lanes	2020	\$ 7,100,600	\$ 2,700,000	\$ -	\$ -	\$ -	\$ -	\$ -	\$ 2,700,000	\$ -	\$ -	
Weber	Harrisville	1	F-LC57 (26)	11993	Larsen Lane; North Harrisville Road to Washington Blvd	Reconstruct with minor widening, improvements to Drainage, Curb, Gutter and Sidewalk	2013	\$ 3,748,000	\$ 946,476	\$ 946,476	\$ -	\$ -	\$ -	\$ -	\$ -	\$ -	\$ -	
Weber	Harrisville	2	F-LC57 (26)	11993	Larsen Lane; North Harrisville Road to Washington Blvd	Reconstruct with minor widening, improvements to Drainage, Curb, Gutter and Sidewalk	2013	\$ 2,577,523	\$ 2,577,523	\$ 2,577,523	\$ -	\$ -	\$ -	\$ -	\$ -	\$ -	\$ -	
Weber	Harrisville		F-R199(133)	11993	Washington Blvd & Larsen Lane ((was PIN 11091))	Intersection Improvements	2012	\$ 669,000	\$ 534,000	\$ -	\$ -	\$ -	\$ -	\$ -	\$ -	\$ -	\$ -	
Weber	Harrisville	Harrisville Road	New Project - 016()	17797	West Harrisville Road; Washington Blvd (US-89) to 750 West	Reconstruct and Widen to include Center turn lane, shoulders/ bike lanes, curb, gutter, and sidewalk	2019	\$ 3,460,200	\$ 3,109,407	\$ 9,323	\$ 677	\$ -	\$ 599,407	\$ 2,500,000	\$ -	\$ -	\$ -	
Weber	Hooper		NEWPROJ()	14045	4700 West; 4800 South to 5100 South	Reconstruction with minor widening including; improvements to Drainage, Curb, Gutter and Sidewalk	2015	\$ 2,915,200	\$ 2,717,841	\$ 2,446,057	\$ -	\$ -	\$ -	\$ -	\$ -	\$ -	\$ -	
Weber	Hooper	5500 West	Newproject-020(2020)	18811	5500 West; 5500 South (SR-97) to Weber/ Davis County Line	Reconstruct/ Widen with minor improvements to Drainage, Curb, Gutter, Sidewalk, and Bike Lanes	2020	\$ 2,471,100	\$ 1,846,980	\$ -	\$ -	\$ -	\$ -	\$ -	\$ 1,846,980	\$ -	\$ -	
Davis	Kaysville	Mutton Hollow	Newproject-O_STP- 008(2021)	19625	Mutton Hollow; Main Street to Fairfield Road	Widen Main Str, Install traffic signals at Main St./Mutton Hollow and Fairfield/Mutton Hollow. Widen Mutton Hollow with bike and ped facilities	2021	\$ 5,050,400	\$ 2,000,000	\$ -	\$ -	\$ -	\$ -	\$ -	\$ -	\$ 2,000,000	\$ -	

2023-2028 Transportation Improvement Program (TIP)
Surface Transportation Program (STP)

Print Date:													Amount Obligated	Current Federal Fiscal Year	New Project/ Additional Funds	Project Phases Combined		
County	Sponsor	Route	Project Sequence	Project Identification Number (PIN)	Project Information		Year Added to TIP	Estimated Total Project Cost	Current Programmed Funds	Total Amount Obligated	Current Year	Allocation of Programmed Funds per Federal Fiscal Year				Concept Development		
					Location/ Limits	Concept/ Type of Improvement					2022	2023	2024	2025	2026	2027	2028	
Weber	Kaysville/ Farmington		NEWPROJ()	16935	WDC Connector; West Davis Corridor to Shepard Lane & I-15	New Construction	2018	\$ 10,833,600	\$ 4,300,000	\$ 262,000	\$ -	\$ 3,608,000	\$ -	\$ -	\$ -	\$ -	\$ -	
Davis	Layton		NEWPROJ()	14844	Gordon Avenue; 1600 East to Highway 89	Preliminary Engineering & ROW Acquisition	2016	\$ 3,500,000	\$ 2,500,000	\$ 1,000,000	\$ -	\$ 1,500,000	\$ -	\$ -	\$ -	\$ -	\$ -	
Davis	Layton	Gentile Street	Newproject-O_STP- 010(2021)	19627	Gentile Street Safe Routes To School; 3475 West to 3200 West	Roadway widening improvements including constructing missing sidewalk	2021	\$ 174,800	\$ 162,550	\$ -	\$ 10,000	\$ 152,550	\$ -	\$ -	\$ -	\$ -	\$ -	
Weber	Marriott-Slaterville		NEWPROJ()	15904	1200 West; 400 North to Farr West Boundary	Reconstruction with minor widening including; improvements to Drainage, Curb, Gutter and Sidewalk	2017	\$ 5,605,300	\$ 3,762,110	\$ 3,385,899	\$ -	\$ -	\$ -	\$ -	\$ -	\$ -	\$ -	
Weber	Marriott-Slaterville	1700 South	Newproject-O_STP- 004(2021)	19620	1700 South; 12th Street to Marriott-Slaterville/ Ogden City Boundary Line	Reconstruct w/Minor Widening including curb, gutter, and eliminate the dangerous bend	2021	\$ 5,075,200	\$ 2,307,536	\$ -	\$ -	\$ -	\$ -	\$ -	\$ -	\$ 2,307,536	\$ -	
Weber	North Ogden	1	NEWPROJ()	14842	450 East/ 400 East; 2600 North to Elberta Drive	Widen existing roadway from 3-lane to 5-lane including improvements to Curb, Gutter, and Sidewalks	2016	\$ 5,370,300	\$ -	\$ 4,140,000	\$ -	\$ -	\$ -	\$ -	\$ -	\$ -	\$ -	
Weber	North Ogden	2	NEWPROJ()	14842	450 East/ 400 East; 2600 North to Elberta Drive	Widen existing roadway from 3-lane to 5-lane including improvements to Curb, Gutter, and Sidewalks	2016	\$ 1,829,346	\$ 1,829,346	\$ -	\$ -	\$ -	\$ -	\$ -	\$ -	\$ -	\$ -	
Weber	North Salt Lake	1	NEWPROJ()	16937	Main Street; Center Street to 350 North	Reconstruct with minor improvements to Drainage, Curb, Gutter and Sidewalk	2018	\$ 1,440,914	\$ 1,343,364	\$ 593,364	\$ -	\$ -	\$ -	\$ -	\$ -	\$ -	\$ -	
Weber	North Salt Lake	2	NEWPROJ()	16937	Main Street; Center Street to 350 North	Reconstruct with minor improvements to Drainage, Curb, Gutter and Sidewalk	2018	\$ -	\$ 750,000	\$ 750,000	\$ -	\$ -	\$ -	\$ -	\$ -	\$ -	\$ -	
Davis	North Salt Lake	Main Str	Newproject-022(2020)	18813	Main Street Sidewalk; I-15 Overpass to Pacific Avenue	Construct Missing Sidewalk	2020	\$ 366,200	\$ 274,650	\$ -	\$ -	\$ -	\$ -	\$ -	\$ 274,650	\$ -	\$ -	
Davis	North Salt Lake	Main Street	Newproject-O_STP- 006(2021)	19623	Main Street; Pacific Avenue to 1001 North	Reconstruct/ Widen with minor improvements to Drainage, Curb, Gutter, Sidewalk, Bike Lanes, and Railroad Crossing	2021	\$ 3,604,000	\$ 2,536,702	\$ -	\$ -	\$ -	\$ -	\$ -	\$ -	\$ 2,536,702	\$ -	
Weber	Ogden		NEWPROJ()	14840	20th Street; Washington Blvd to Monroe Blvd	Reconstruction with minor widening including; improvements to Drainage, Curb, Gutter and Sidewalk	2016	\$ 6,477,200	\$ 3,000,000	\$ 2,850,961	\$ -	\$ -	\$ -	\$ -	\$ -	\$ -	\$ -	
Weber	Ogden	20th Street	Newproject-O_STP- 005(2021)	19621	20th Street; Quincy Ave to Harrison Blvd	Reconstruct/ Widen with minor improvements to Drainage, Curb, Gutter, Sidewalk, and Bike Lanes & Intersection Improvements	2021	\$ 5,300,000	\$ 2,000,000	\$ -	\$ -	\$ -	\$ -	\$ -	\$ -	\$ 2,000,000	\$ -	
Davis	Ogden/ UTA	BRT	Transfer to FTA	15906	Ogden-WSU Bus Rapid Transit (BRT); Intermodal HUB to McKay Dee Hospital - Design	Ogden-WSU BRT Project Design	2017	\$ 5,000,000	\$ 1,500,000	\$ 1,500,000	\$ -	\$ -	\$ -	\$ -	\$ -	\$ -	\$ -	
Weber	Ogden/ UTA	BRT	Transfer to FTA	16934	Ogden-WSU Bus Rapid Transit (BRT); Intermodal HUB to McKay Dee Hospital - Construction	New Construction	2018	\$ 75,000,000	\$ 1,750,000	\$ 1,750,000	\$ -	\$ -	\$ -	\$ -	\$ -	\$ -	\$ -	
Box Elder	Perry		NEWPROJ()	14841	1200 West; 3600 South to Willard City Boundary	New Construction, 3-lane facility with Shoulders including; improvements to Drainage, Curb, Gutter and Sidewalk	2016	\$ 2,915,200	\$ 2,717,841	\$ 2,446,057	\$ -	\$ -	\$ -	\$ -	\$ -	\$ -	\$ -	

2023-2028 Transportation Improvement Program (TIP)
Surface Transportation Program (STP)

Print Date:													Amount Obligated	Current Federal Fiscal Year	New Project/ Additional Funds	Project Phases Combined		
County	Sponsor	Route	Project Sequence	Project Identification Number (PIN)	Project Information		Year Added to TIP	Estimated Total Project Cost	Current Programmed Funds	Total Amount Obligated	Current Year	Allocation of Programmed Funds per Federal Fiscal Year				Concept Development		
					Location/ Limits	Concept/ Type of Improvement					2022	2023	2024	2025	2026	2027	2028	
Weber	Plain City	1	NEWPROJ()	15905	3600 West; 2600 North to 1975 North	Reconstruction with minor widening including; improvements to Drainage, Curb, Gutter and Sidewalk	2017	\$ 3,111,400	\$ 2,900,758	\$ -	\$ 669,030	\$ -	\$ -	\$ -	\$ -	\$ -	\$ -	
Weber	Plain City	2	NEWPROJ()	15905	3600 West; 2600 North to 1975 North	Reconstruction with minor widening including; improvements to Drainage, Curb, Gutter and Sidewalk	2017	\$ -	\$ 2,231,728	\$ -	\$ 2,231,728	\$ -	\$ -	\$ -	\$ -	\$ -	\$ -	
Weber	Plain City	North Plain City Road	Newproject-018(2020)	18809	North Plain City Road; 2917 West to 3350 West	Reconstruct/ Widen with minor improvements to Drainage, Curb, Gutter, Sidewalk, and Bike Lanes	2020	\$ 3,988,900	\$ 3,500,000	\$ -	\$ -	\$ -	\$ -	\$ -	\$ 3,500,000	\$ -	\$ -	
Weber	Pleasant View/ North Ogden	LC57	F-LC57(18)	17954	Skyline Drive; 1100 West to 4300 North (Pleasant View)	New Construction	2015	\$ 7,542,000	\$ 3,433,500	\$ 9,323	\$ -	\$ -	\$ 1,712,089	\$ 1,712,089	\$ -	\$ -	\$ -	
Weber	Roy	4800 South	Newproject-021(2020)	18812	4800 South & Layton Canal	Widen 4800 South with uniform cross section including sidewalk and bike lanes over the canal to improve safety for cyclists and pedestrians.	2020	\$ 471,500	\$ 439,579	\$ -	\$ 439,579	\$ -	\$ -	\$ -	\$ -	\$ -	\$ -	
Weber	Roy	4000 South	Newproject-O_STP- 011(2021)	19628	4000 South Safe Routes To School Rail Crossing; 2550 West to 2350 West	Construct Consistant at-grade pedestrian rail crossing, curb, gutter, and sidewalk	2021	\$ 250,000	\$ 225,000	\$ 9,323	\$ -	\$ 215,677	\$ -	\$ -	\$ -	\$ -	\$ -	
Weber	South Ogden		NEWPROJ()	16936	40th Street & Chimes View from Riverdale Road to Washington Blvd	Reconstruct with minor widening, improvements to Drainage, Curb, Gutter and Sidewalk	2018	\$ 4,745,200	\$ 4,000,000	\$ 9,323	\$ -	\$ 990,677	\$ 1,500,000	\$ 1,500,000	\$ -	\$ -	\$ -	
Davis	Sunset	2018	F-LC11 (53)	11996	800 North; Main St (SR-126) to 450 West	Reconstruction with minor improvements to Drainage, Curb, Gutter and Sidewalk	2013	\$ 2,547,000	\$ 2,258,000	\$ 2,032,200	\$ -	\$ -	\$ -	\$ -	\$ -	\$ -	\$ -	
Davis	Syracuse City	2019	NEWPROJ()	14043	Bluff Road; 550 West (on Gentile) to 1000 West	Reconstruction with minor widening including; improvements to Drainage, Curb, Gutter and Sidewalk	2015	\$ 4,282,100	\$ 3,000,000	\$ 3,010,000	\$ -	\$ -	\$ -	\$ -	\$ -	\$ -	\$ -	
Davis	Syracuse City	500 West	New Project - 013()	17794	500 West Phase II; 2010 South to 2800 South	Widen roadway and Signal Installation	2019	\$ 3,990,800	\$ 3,720,623	\$ -	\$ -	\$ -	\$ 1,000,000	\$ 2,720,623	\$ -	\$ -	\$ -	
Davis	UDOT	37	F-0037(4)0	6552	1800 North (SR-37); I-15 to 2000 West (SR-108)	1800 North Environmental Impact Statement (EIS)	2007	\$ 31,148,000	\$ 2,695,231	\$ 1,866,661	\$ -	\$ 333,340	\$ -	\$ -	\$ -	\$ -	\$ -	
Var	UDOT TOC	Var	Newproject-015(2020)	18803	Traffic Signal Priority/Preemption for Transit, Freight, and Snow Plows	(1) US-89 (Washington Blvd) from SR-235 (2nd St) to 40th Street (2) SR-108 (Antelope Dr) from 2000 W (Syracuse) to Fairfield Rd (Layton)	2020	\$ 500,000	\$ 466,150	\$ -	\$ -	\$ -	\$ -	\$ -	\$ 466,150	\$ -	\$ -	
Weber+L 155:AB155	UDOT TOC	Var	Newproject-O_STP-001(2021)	19569	Traffic Signal Priority/Preemption for Transit, Freight, and Snow Plows	(1) Riverdale Rd (SR-26); 1900 W (in Roy) to Washington Blvd (2) Harrison Blvd (SR-203); 24th St to 36th St	2021	\$ 670,000	\$ 624,641	\$ -	\$ -	\$ -	\$ -	\$ -	\$ -	\$ 624,641	\$ -	
Weber	UDOT TOC	Var	Newproject-O_STP-003(2021)	19606	Ogden/ Layton Metro Area Signal Timing and Optimization	Wall Street (SR-204); 1200 S to Riverdale Rd	2021	\$ 400,000	\$ 372,920	\$ -	\$ -	\$ -	\$ -	\$ -	\$ -	\$ 372,920	\$ -	
Davis	UTA		NEWPROJ()	14044	Layton FrontRunner Station Parking	New Construction of Parking Structure for the Layton Station	2015	\$ 4,200,000	\$ 2,000,000	\$ -	\$ -	\$ -	\$ 500,000	\$ 1,500,000	\$ -	\$ -	\$ -	
Var	UTA	Var	Newproject-014(2020)	18802	UTA - On-Board Technology System	Develop & Maintain a New Controlling Data System for Route Efficiency, Vehicle Monitoring & Dispatching	2020	\$ 5,000,000	\$ 200,000	\$ -	\$ 200,000	\$ -	\$ -	\$ -	\$ -	\$ -	\$ -	

2023-2028 Transportation Improvement Program (TIP)
Surface Transportation Program (STP)

Print Date:													Amount Obligated	Current Federal Fiscal Year	New Project/ Additional Funds	Project Phases Combined		
County	Sponsor	Route	Project Sequence	Project Identification Number (PIN)	Project Information		Year Added to TIP	Estimated Total Project Cost	Current Programmed Funds	Total Amount Obligated	Current Year	Allocation of Programmed Funds per Federal Fiscal Year					Concept Development	
					Location/ Limits	Concept/ Type of Improvement					2022	2023	2024	2025	2026	2027	2028	
Var	UTA	Var	Newproject-016(2020)	18806	Traffic Signal Priority/Preemption Equipment for Additional Transit Vehicles	(1) US-89 (Washington Blvd) from SR-235 (2nd St) to 40th Street (2) SR-108 (Antelope Dr) from 2000 W (Syracuse) to Fairfield Rd (Layton)	2020	\$ 85,000	\$ 79,245	\$ -	\$ -	\$ -	\$ -	\$ -	\$ 79,245	\$ -	\$ -	
Davis	UTA	So Davis Connector	Newproject-O_STP- 009(2021)	19626	Davis/ Salt Lake Connector Design	Davis - SLC Community Connector Design for Essential Transit Connection between Davis County and Salt Lake County	2021	\$ 4,700,000	\$ 750,000	\$ -	\$ -	\$ -	\$ -	\$ -	\$ -	\$ 750,000	\$ -	
Weber	Washington Terrace	300 West	New Project - 014()	17795	300 West; 5000 South to Riverdale City Boundary	Reconstruct Roadway and improve Curb, gutter, and sidewalk where necessary	2019	\$ 3,024,100	\$ 2,702,831	\$ 9,323	\$ -	\$ 1,693,508	\$ 1,000,000	\$ -	\$ -	\$ -	\$ -	
Weber	West Haven	2018	New	13124	4700 West; 4000 South to 4600 South	Reconstruct with minor widening, improvements to Drainage, Curb, Gutter and Sidewalk	2014	\$ 3,870,700	\$ 2,500,000	\$ 2,324,857	\$ -	\$ -	\$ -	\$ -	\$ -	\$ -	\$ -	
Davis	West Point	300 North	Newproject-019(2020)	18810	300 North; 2000 West to 3000 West	Reconstruct/ Widen with minor improvements to Drainage, Curb, Gutter, Sidewalk, and Bike Lanes	2020	\$ 3,312,700	\$ 2,981,216	\$ -	\$ -	\$ -	\$ -	\$ -	\$ 2,981,216	\$ -	\$ -	
Davis	West Point	300 North	Newproject-O_STP-002(2021)	19605	300 North; 3000 West to 4000 West	Reconstruct/ Widen with minor improvements to Drainage, Curb, Gutter, Sidewalk, and Bike Lanes	2021	\$ 3,907,800	\$ 2,643,242	\$ -	\$ -	\$ -	\$ -	\$ -	\$ -	\$ 2,643,242	\$ -	
Davis	West Point/ Clearfield	2018	F-LC11(54)	11997	300 North; 1000 West to 2000 West	Reconstruction with minor improvements to Drainage, Curb, Gutter and Sidewalk	2013	\$ 2,971,000	\$ 2,500,000	\$ 2,250,000	\$ -	\$ -	\$ -	\$ -	\$ -	\$ -	\$ -	
Var	WFRC	Var	STP-LC57(10)	11049	Project Planning Support - Weber/ Davis County, WFRC Planning Master PIN - 19094 FFY 2021 - 18756, FFY 2022 - 19591	Planning - Urban Transportation	2003	\$ 4,440,368	\$ 4,139,755	\$ 4,139,755	\$ 519,001	\$ 419,501	\$ 432,086	\$ 445,049	\$ 458,400	\$ 472,152	\$ 486,317	
Var	WFRC	Var	F-LC11 (50)	11990	Transportation and Landuse Connections (TLC) - Weber & Davis County	Local Planning Assistance	2003	\$ 429,046	\$ 140,000	\$ 3,030,257	\$ -	\$ 408,353	\$ 420,604	\$ 433,222	\$ 446,218	\$ 459,605	\$ 473,393	
Davis	Woods Cross	800 West	New Project - 015()	17796	800 West & 1500 South	Intersection Improvements and Signal Installation	2019	\$ 1,056,500	\$ 984,975	\$ 90,433	\$ 894,542	\$ -	\$ -	\$ -	\$ -	\$ -	\$ -	
Davis	Woods Cross	800 West	New Project - 015()	17796	Ogden\ Layton Travel Survey	Modeling Update Exercise (Originally Included in the Planning Support Line)	0	\$ -	\$ -	\$ -	\$ 132,125	\$ 132,125	\$ -	\$ -	\$ -	\$ -	\$ -	
Davis	Clinton	1300 North	Newproject-O_STP-01(2022)	20300	1300 North and 1500 West Improvements	This project will reconstruct & widen 1300 North from 1285 W to 1500 W, and 1500 West from 1230 N to 1750 N, including curb and gutter, and sidewalk.	2022	\$ 3,876,500	\$ 2,000,000	\$ 0	\$ 0	\$ 0	\$ 0	\$ 0	\$ 0	\$ 0	\$ 2,000,000	
Davis	West Bountiful	1100 West	Newproject-O_STP-02(2022)	20301	1100 West; 200 North to 400 North	Reconstruct & widen to include uniform cross section with sidewalk, curb and gutter, and bike lanes	2022	\$ 1,048,300	\$ 657,218	\$ 0	\$ 0	\$ 0	\$ 0	\$ 0	\$ 0	\$ 0	\$ 657,218	
Davis	Woods Cross	1100 West	Newproject-O_STP-03(2022)	20302	1100 West; 2185 South to 1100 North (2600 South)	Reconstruct & widen to include uniform cross section with sidewalk, curb and gutter, and bike lanes	2022	\$ 3,942,600	\$ 2,000,000	\$ 0	\$ 0	\$ 0	\$ 0	\$ 0	\$ 0	\$ 0	\$ 2,000,000	
Weber	Plain City	1975 North	Newproject-O_STP-04(2022)	20303	1900/1975 North; 2700 West to 3600 West (Phase 1)	Roadway widening to include, sidewalk, curb and gutter, and bike lanes	2022	\$ 2,661,973	\$ 2,311,973	\$ 0	\$ 0	\$ 0	\$ 0	\$ 0	\$ 0	\$ 0	\$ 2,311,973	
Davis	Centerville	400 East	Newproject-O_STP-05(2022)	20304	400 East - 100 South to Porter Lane (400 South)	Reconstruct Roadway with improvements to bike and pedestrian facilities	2022	\$ 1,415,100	\$ 1,061,325	\$ 0	\$ 0	\$ 0	\$ 0	\$ 0	\$ 0	\$ 0	\$ 1,061,325	

2023-2028 Transportation Improvement Program (TIP)
Surface Transportation Program (STP)

Print Date:												Amount Obligated	Current Federal Fiscal Year	New Project/ Additional Funds	Project Phases Combined		
County	Sponsor	Route	Project Sequence	Project Identification Number (PIN)	Project Information		Year Added to TIP	Estimated Total Project Cost	Current Programmed Funds	Total Amount Obligated	Current Year	Allocation of Programmed Funds per Federal Fiscal Year				Concept Development	
					Location/ Limits	Concept/ Type of Improvement					2022	2023	2024	2025	2026	2027	2028
Weber	West Haven	1800 South	Newproject-O_STP-06(2022)	20305	1800 South; 2050 West to 1900 West	Intersection Realignment for a Future Signal Installation	2022	\$ 1,957,300	\$ 1,107,300	\$ 0	\$ 0	\$ 0	\$ 0	\$ 0	\$ 0	\$ 0	\$ 1,107,300
Box Elder	Perry	1200 West	Newproject-O_STP-07(2022)	20306	1200\ 1100 West; 1100 South to 1600 South	New Construction to extend 1100/ 1200 West to 1100 South	2022	\$ 5,002,100	\$ 2,763,803	\$ 0	\$ 0	\$ 0	\$ 0	\$ 0	\$ 0	\$ 0	\$ 2,763,803
Weber	Ogden	25th Street & 4400 South	Newproject-O_STP-08(2022)	20307	25th Street; Jefferson Ave to Harrison Blvd also 4400 South; Mckay Dee Hospital to Harrison Blvd	Roadway Reconstruction including Safety, Lighting, Drainage, and Landscaping	2022	\$ 9,086,100	\$ 3,371,579	\$ 0	\$ 0	\$ 0	\$ 0	\$ 0	\$ 0	\$ 0	\$ 3,371,579
Weber	UTA	FrontRunner	Newproject-O_STP-09(2022)	20308	Frontrunner Right of Way; 12th Street to the Webber County Border	Preserve the corridor between Ogden and Brigham City for future transit service	2022	\$ 11,306,464	\$ 1,500,000	\$ 0	\$ 0	\$ 0	\$ 0	\$ 0	\$ 0	\$ 0	\$ 1,500,000

2023 – 2028 Transportation Improvement Program (TIP)



Congestion Mitigation / Air Quality Program - (CMAQ) Funded Projects

2023 - 2028
TRANSPORTATION
IMPROVEMENT PROGRAM (TIP)
PROJECTS

For the

WASATCH FRONT REGIONAL
COUNCIL (WFRC) AREA

2023-2028 Transportation Improvement Program (TIP)
Congestion Mitigation/ Air Quality (CMAQ) Program

														Amount Obligated	Current Federal Fiscal Year	New Project/ Additional Funds	PM 2.5 CMAQ Funding Type	Project Phases Combined	
County	Project Type	Sponsor	CMAQ Source	Project Number	Project Information			Year Added to TIP	Estimated Total Project Cost	Original Funds Programmed	Local Matching Funds Due	Total Amount Obligated	Current Year	Allocation of Programmed Funds per Federal Fiscal Year				Concept Development	
					PIN	Location/ Limits	Concept/ Type of Improvement						2022	2023	2024	2025	2026	2027	2028
SALT LAKE/ WEST VALLEY URBAN AREA																			
CMAQ - PM _{2.5}																			
Salt Lake	Bike	Bluffdale	Regular	New	13130	14600 South (SR-140); Pony Express Road to UPRR Bridge over SR-140	Construct Bicycle & Pedestrian Facility	2014	\$ 669,700	\$ 624,361	\$ 45,339	\$ 623,825	\$ 535	\$ -	\$ -	\$ -	\$ -	\$ -	\$ -
Salt Lake	Trans	Bluffdale	Regular	New Project	16943	14600 South; Railroad Bridge to Redwood Road	Construct Sidewalk and Bike lanes	2018	\$ 1,142,000	\$ 1,064,687	\$ 77,313	\$ -	\$ -	\$ -	\$ 1,064,687	\$ -	\$ -	\$ -	\$ -
Salt Lake	Trans	Cottonwood Heights	PM _{2.5}	Newproject-0028()	8601	Wasatch Boulevard & 7650 South	Park-n-Ride Lot	2010	\$ 1,357,503	\$ 1,265,600	\$ 8,801	\$ 121,199	\$ -	\$ -	\$ -	\$ -	\$ -	\$ -	\$ -
Salt Lake	Inter	Cottonwood Heights	Regular	New	12000	Bengal Blvd & 2300 East Round-About	Intersection Improvements	2013	\$ 3,772,918	\$ 2,655,000	\$ 255,427	\$ 3,517,492	\$ -	\$ -	\$ -	\$ -	\$ -	\$ -	\$ -
Salt Lake	Trans	Cottonwood Heights	Regular	New	13128	Park and Ride Smart Boards	Construct "Live Parking Availability" Signs for Select Canyon Park-n-Ride Lots	2014	\$ 706,900	\$ 659,043	\$ 47,857	\$ -	\$ -	\$ 300,000	\$ 359,043	\$ -	\$ -	\$ -	\$ -
Salt Lake	Inter	Holladay	PM _{2.5}	F-LC35 (210)	8555	6200 South & Holladay Boulevard	Intersection Improvements	2010	\$ 2,438,000	\$ 2,174,000	\$ 157,867	\$ 2,174,000	\$ -	\$ -	\$ -	\$ -	\$ -	\$ -	\$ -
Salt Lake	Inter	Holladay	PM _{2.5}	F-LC35 (210)	8555	6200 South & 2300 East Intersection - - Combined with 6200 South & Holladay Blvd -	Intersection Improvements	2011	\$ -	\$ -	\$ -	\$ -	\$ -	\$ -	\$ -	\$ -	\$ -	\$ -	\$ -
Salt Lake	Trans	Holladay	PM _{2.5}	New Project	16944	Highland Drive and 4500 South Intersection	Intersection Improvements	2018	\$ 2,597,900	\$ 1,200,000	\$ 87,139	\$ -	\$ -	\$ -	\$ 1,200,000			\$ -	\$ -
Salt Lake	Trans	Murray	PM _{2.5}	New Project	15921	5300 South & College Drive Intersection Improvements	Dual left-turn lanes SB & WB and dedicated right-turn WB direction.	2017	\$ 1,842,400	\$ 1,694,362	\$ 123,038	\$ 729,991	\$ 5,637	\$ 958,734	\$ -	\$ -	\$ -	\$ -	\$ -
Salt Lake	Trans	Riverton	Regular	New Project	14940	13400 South Bike Lanes; 2700 West to 3200 West	Widen and improve the parkstrips along the roadway to create the bike lanes	2016	\$ 490,900	\$ 280,000	\$ 20,333	\$ -	\$ 280,000	\$ -	\$ -	\$ -	\$ -	\$ -	\$ -
Salt Lake	Trans	Salt Lake City	Regular	F-LC35(235)	13631	Salt Lake Green Bike Share Expansion	Constructs additional Bike Docking Stations/ Purchases additional Bikes	2013	\$ 1,700,000	\$ 250,000	\$ 44,571	\$ 23,308	\$ 590,482	\$ -	\$ -	\$ -	\$ -	\$ -	\$ -
Salt Lake	Trans	Salt Lake City	Regular	New Project	14939	Bonneville Bike Trail	New Construction - Bicycle and Pedestrian Trail Facility	2016	\$ 479,700	\$ 447,000	\$ 32,459	\$ -	\$ -	\$ -	\$ -	\$ 447,000	\$ -	\$ -	\$ -
Salt Lake	Trans	Salt Lake City	Regular	New Project	15920	Traffic Signal Synchronization	Install detection to utilize signal performance and synchronize traffic signals.	2017	\$ 1,000,000	\$ 930,000	\$ 67,533	\$ -	\$ -	\$ 930,000	\$ -	\$ -	\$ -	\$ -	\$ -
Salt Lake	Bike	Salt Lake City	Regular	New Project	16940	Salt Lake Green Bike Share Expansion	Constructs additional Bike Docking Stations/ Purchases additional Bikes	2018	\$ 637,027	\$ 400,000	\$ 29,046	\$ -	\$ -	\$ -	\$ -	\$ 400,000	\$ -	\$ -	\$ -
Salt Lake	Bike	Salt Lake City	Regular	F-LC35(235)	17757	Salt Lake Green Bike Share Expansion	Constructs additional Bike Docking Stations/ Purchases additional Bikes	2014	\$ 1,700,000	\$ 324,000	\$ 16,266	\$ -	\$ -	\$ 224,000	\$ -	\$ -	\$ -	\$ -	\$ -
Salt Lake	Bike	Salt Lake City	Regular	F-LC35(235)	17758	Salt Lake Green Bike Share Expansion	Constructs additional Bike Docking Stations/ Purchases additional Bikes	2016	\$ 1,700,000	\$ 300,530	\$ 29,085	\$ -	\$ -	\$ -	\$ 400,530	\$ -	\$ -	\$ -	\$ -
Salt Lake	Bike	Salt Lake City	Regular	F-LC35(235)	17759	Salt Lake Green Bike Share Expansion	Constructs additional Bike Docking Stations/ Purchases additional Bikes	2016	\$ 1,700,000	\$ 300,000	\$ 29,046	\$ -	\$ -	\$ -	\$ -	\$ -	\$ 400,000	\$ -	\$ -
Salt Lake	Bike	Salt Lake City	Regular	New Project - 020()	17849	Salt Lake Green Bike Share Expansion	Constructs additional Bike Docking Stations/ Purchases additional Bikes	2019	\$ 643,570	\$ 200,000	\$ 29,046	\$ -	\$ -	\$ -	\$ -	\$ -	\$ -	\$ 400,000	\$ -

2023-2028 Transportation Improvement Program (TIP)
Congestion Mitigation/ Air Quality (CMAQ) Program

														Amount Obligated	Current Federal Fiscal Year	New Project/ Additional Funds	PM 2.5 CMAQ Funding Type	Project Phases Combined	
County	Project Type	Sponsor	CMAQ Source	Project Number	PIN	Project Information		Year Added to TIP	Estimated Total Project Cost	Original Funds Programmed	Local Matching Funds Due	Total Amount Obligated	Current Year	Allocation of Programmed Funds per Federal Fiscal Year				Concept Development	
						Location/ Limits	Concept/ Type of Improvement						2022	2023	2024	2025	2026	2027	2028
Salt Lake	Trans	Salt Lake City/ UTA	Regular	Newproject-S_CMAQ-002(2021)	19684	East Downtown 200 South Transit Hub (400 East to 300 East)	Construct Bus Parking/ Layover infrastructure	2021	\$ 1,991,300	\$ 1,000,000	\$ 139,727	\$ -	\$ -	\$ -	\$ -	\$ -	\$ -	\$ 1,000,000	\$ 924,189
Salt Lake	Trans	Salt Lake County	Regular	New Project	15919	Signal Interconnect	Connect traffic signals to improve traffic signal performance	2017	\$ 1,608,600	\$ 900,000	\$ 65,354	\$ -	\$ -	\$ 900,000	\$ -	\$ -	\$ -	\$ -	\$ -
Salt Lake	Trans	Salt Lake County & UTA	Regular	F-LC35(255)	13126	Hillsborough Pond Park & Ride Expansion; Wasatch Blvd & Creek Rd	Expand and Improve Parking Facility	2014	\$ 1,784,700	\$ 1,663,876	\$ 120,824	\$ -	\$ -	\$ -	\$ 831,938	\$ 831,938	\$ -	\$ -	\$ -
Salt Lake	Other	Salt Lake/ Utah Inland Port Authority	PM2.5	Newproject-S_CMAQ-001(2021)	19683	Electrified Truck Parking Facility (700 North John Glenn Road)	Construct Secure Truck Parking Electrification Facility	2021	\$ 9,681,992	\$ 2,412,792	\$ 175,208	\$ -	\$ -	\$ -	\$ -	\$ -	\$ -	\$ 2,412,792	\$ -
Salt Lake	Inter	Sandy	PM2.5	New Project - 022()	17851	9400 South & 700 East	Intersection & Pedestrian Improvements	2019	\$ 3,446,300	\$ 2,600,000	\$ 188,802	\$ 9,323	\$ 932,977	\$ -	\$ -	\$ 1,657,700	\$ -	\$ -	\$ -
Salt Lake	Inter	Sandy	PM2.5	Newproject-024(2020)	18831	9000 South and 450 W & Parkland Dr Intersection Improvements	Thru-U turn at 450 West and 9000 South.	2020	\$ 2,185,000	\$ 1,984,867	\$ 144,133	\$ -	\$ -	\$ -	\$ -	\$ -	\$ 1,984,867	\$ -	\$ -
Salt Lake	Inter	Sandy/ Midvale	Regular	Newproject-S_CMAQ-004(2021)	19630	9000 South 700 West Intersection	Construct dual left turn lanes on SB 700 West & Widen and Improve NB Leg 700 West	2021	\$ 6,831,560	\$ 2,200,000	\$ 159,755	\$ -	\$ -	\$ -	\$ -	\$ -	\$ -	\$ 2,200,000	\$ -
Salt Lake	Trans	Taylorsville	PM2.5	New Project - 010()	17842	Midvalley Connector Bus Rapid Transit (BRT); Atherton Drive to 2700 West	New Construction of BRT	2019	\$ 40,400,000	\$ 2,000,000	\$ 145,232	\$ -	\$ -	\$ -	\$ 2,000,000	\$ -	\$ -	\$ -	\$ -
Salt Lake	ATMS	UDOT	Regular	CM-R299(9)	5996	Region 2 Commuter Link	ITS/ATMS - Commuter Link	1999	\$ 30,684,350	\$ -	\$ 726,063	\$ 9,998,649	\$ -	\$ -	\$ -	\$ -	\$ -	\$ -	\$ -
Salt Lake	Trans	UDOT	Regular	F-ST99(162)	10018	TravelWise	Comprehensive Travel Demand Management Program. (For Private & Public Partnership)	2011	\$ 2,400,000	\$ 746,077	\$ 44,301	\$ 610,077	\$ -	\$ -	\$ -	\$ -	\$ -	\$ -	\$ -
Salt Lake	ATMS	UDOT	Regular	F-LC35(258)	13129	10400 South & Bangerter Hwy VMS; Northbound & Southbound	Install Variable Message Signs (VMS)	2014	\$ 915,200	\$ 863,124	\$ 62,677	\$ -	\$ 863,124	\$ -	\$ -	\$ -	\$ -	\$ -	\$ -
Salt Lake	ATMS	UDOT	Regular	F-LC35(260)	13131	Foothill VMS; Southbound	Install Variable Message Sign (VMS)	2014	\$ 462,900	\$ 431,562	\$ 31,338	\$ 431,562	\$ -	\$ -	\$ -	\$ -	\$ -	\$ -	\$ -
Salt Lake	ATMS	UDOT	Regular	New Project	14050	Connected Vehicle Deployment	Install roadside communication devices and connect to fiber communications along Bangerter Hwy	2015	\$ 1,072,800	\$ 1,000,171	\$ 72,629	\$ -	\$ -	\$ 1,000,171	\$ -	\$ -	\$ -	\$ -	\$ -
Salt Lake	Bike	UDOT	Regular	Newproject-026(2020)	18833	3500 South (SR-171) Sidewalk Improvements	Construct missing sidewalk from 6000 West to 8400 West	2020	\$ 2,054,100	\$ 500,000	\$ 36,308	\$ -	\$ -	\$ 500,000	\$ -	\$ -	\$ -	\$ -	\$ -
Salt Lake	Trans	UDOT, Murray, Midvale, Sandy	Regular	New Project	14942	SR-71 (700 E/ 900 E); Van Winkle to 90th South	Construct Bike lanes along roadway	2016	\$ 3,510,100	\$ 1,400,000	\$ 101,663	\$ -	\$ -	\$ 500,000	\$ 900,000	\$ -	\$ -	\$ -	\$ -
Salt Lake	Trans	UTA	PM2.5	F-LC35(254)	13125	Sugar House Streetcar Double Track; (was) 500 East to 600 East Now project limits 300 E to 500 E	Construct a Double Track	2014	\$ 3,016,100	\$ 900,000	\$ 65,354	\$ 900,000	\$ -	\$ -	\$ -	\$ -	\$ -	\$ -	\$ -
Salt Lake	Trans	UTA	PM2.5	New Project was PIN 14047	13125	Sugar House Streetcar Double Track; 600 East to 700 East	Construct a Double Track	2015	\$ 3,016,100	\$ 1,000,000	\$ 72,616	\$ 1,000,000	\$ -	\$ -	\$ -	\$ -	\$ -	\$ -	\$ -
Salt Lake	Trans	UTA	Regular	F-LC35(256)	13127	Depot District Service Center (DDSC); 669 West 200 South	Construct the CNG Facilities of the DDSC	2014	\$ 57,000,000	\$ 950,000	\$ 68,985	\$ 950,000	\$ -	\$ -	\$ -	\$ -	\$ -	\$ -	\$ -
Salt Lake	Bike	UTA	PM2.5	New Project	14046	33/35 MAX Expansion and Optimization	Transit Service Expansion	2015	\$ 3,003,325	\$ 2,800,000	\$ 203,325	\$ 2,800,000	\$ -	\$ -	\$ -	\$ -	\$ -	\$ -	\$ -

2023-2028 Transportation Improvement Program (TIP)
Congestion Mitigation/ Air Quality (CMAQ) Program

														Amount Obligated	Current Federal Fiscal Year	New Project/ Additional Funds	PM 2.5 CMAQ Funding Type	Project Phases Combined	
County	Project Type	Sponsor	CMAQ Source	Project Number		Project Information		Year Added to TIP	Estimated Total Project Cost	Original Funds Programmed	Local Matching Funds Due	Total Amount Obligated	Current Year	Allocation of Programmed Funds per Federal Fiscal Year				Concept Development	
					PIN	Location/ Limits	Concept/ Type of Improvement						2022	2023	2024	2025	2026	2027	2028
Salt Lake	Bike	UTA	Regular	New Project	14049	Bus Route Service Expansion Subsidy	Expansion of Route 54 and Route 220 to Reduce Headway & Expand Hours of Service	2015	\$ 1,400,000	\$ 1,280,048	\$ 92,952	\$ 1,280,048	\$ -	\$ -	\$ -	\$ -	\$ -	\$ -	\$ -
Salt Lake	Trans	UTA	PM _{2.5}	New Project	14938	University of Utah Intermodal Center	New Construction - Intermodal Center on U of U Campus	2016	\$ 4,073,900	\$ 2,500,000	\$ 181,540	\$ -	\$ -	\$ 2,500,000	\$ -	\$ -	\$ -	\$ -	\$ -
Salt Lake	Trans	UTA	PM _{2.5}	New Project	15918	UTA Locomotive Rebuild	Rebuild locomotive prime mover engines to EPA's standard of Tier 1+	2017	\$ 3,516,000	\$ 2,105,134	\$ 152,867	\$ 2,105,134	\$ 325,000	\$ -	\$ -	\$ -	\$ -	\$ -	\$ -
Salt Lake	Trans	UTA	Regular	New Project - 021()	17850	SLC West Intermodal Center; North Temple & Redwood Rd	Construct Intermodal Hub	2019	\$ 4,200,300	\$ 1,400,000	\$ 101,663	\$ -	\$ -	\$ -	\$ -	\$ 1,400,000	\$ -	\$ -	\$ -
Salt Lake	Trans	UTA	PM _{2.5}	Newproject-025(2020)	18832	On Route Electric Bus Charging Infrastructure	Construct 2 electric charging stations for 20 electric buses.	2020	\$ 3,000,000	\$ 2,500,000	\$ 169,196	\$ 1,750,000	\$ 580,000	\$ -	\$ -	\$ -	\$ -	\$ -	\$ -
Salt Lake	Trans	UTA	Regular	CM-9999()	Tran SEC.	WFRC Area	Air Quality - Rideshare & Vanpool Management	1993	\$ 1,285,318	\$ 963,771	\$ 321,547	\$ 3,464,264	\$ 318,733	\$ 318,733	\$ 326,305	\$ -	\$ -	\$ -	\$ -
Salt Lake	Trans	UTA	Regular	CM-9999()	Tran SEC.	ITS/APTS Deployment in S L	Air Quality - FTA Fund Transfer	1999	\$ 12,000,000	\$ -	\$ 60,998	\$ 840,000	\$ -	\$ -	\$ -	\$ -	\$ -	\$ -	\$ -
Salt Lake	Trans	UTA	Regular	CM-9999()	Tran SEC.	Lease Vans in S L	Air Quality - FTA Fund Transfer	1994	\$ 1,855,411	\$ 1,104,800	\$ 163,125	\$ 1,141,600	\$ 276,200	\$ 276,200	\$ 276,200	\$ 276,200	\$ -	\$ -	\$ -
Salt Lake	Trans	UTA\UDOT	Regular	F-0172(18)	7650	5600 West Bus Rapid Transit (BRT) Phase I; 2700 South to 6200 South	ROW & Construction of Bus Rapid Transit (BRT) (Not to be used for Bus Purchase)	2010	\$ 5,000,000	\$ 2,000,000	\$ 145,232	\$ -	\$ -	\$ -	\$ 1,000,000	\$ 1,000,000	\$ -	\$ -	\$ -
Salt Lake	Bike	West Jordan	PM _{2.5}	F-LC35(219)	11097	Jordan River Trail (Gardner Village TRAX Station)	Pedestrian/ Bike Trail	2012	\$ 321,785	\$ 300,000	\$ 21,785	\$ 300,000	\$ -	\$ -	\$ -	\$ -	\$ -	\$ -	\$ -
Salt Lake	Inter	West Jordan	Regular	Newproject-S_CMAQ-003(2021)	19685	5490 West 7800 South Roundabout	Construct the south side, center and sides of a roundabout. Access control is strict with midblock access provided with RCUT islands.	2021	\$ 1,500,000	\$ 745,000	\$ 54,099	\$ -	\$ -	\$ -	\$ -	\$ -	\$ -	\$ 745,000	\$ -
Salt Lake	Inter	West Jordan	PM _{2.5}	Newproject-S_CMAQ-001(2022)	20321	7800 South & 6400 West Roundabout	Replace a Controled Stop Intersection with a Round-about	2022	\$ 1,461,300	\$ 1,362,370	\$ 98,930	\$ -	\$ -	\$ -	\$ -	\$ -	\$ -	\$ -	\$ 1,362,370
Salt Lake	Bike	Riverton	Regular	Newproject-S_CMAQ-002(2022)	20322	Phase I Welby Jacob Canal Ped/ Bike Trail	Construct an active transportation/pedestrian/bicycle trail which will be incorporated into the safe walking routes for School	2022	\$ 1,390,450	\$ 1,296,317	\$ 94,133	\$ -	\$ -	\$ -	\$ -	\$ -	\$ -	\$ -	\$ 1,296,317
Salt Lake	Bike	Salt Lake City	Regular	Newproject-S_CMAQ-003(2022)	20323	Salt Lake Green Bike Share Expansion	Constructs additional Bike Docking Stations/ Purchases additional Bikes	2022	\$ 643,570	\$ 444,444	\$ 32,274	\$ -	\$ -	\$ -	\$ -	\$ -	\$ -	\$ -	\$ 444,444
Salt Lake	Trans	UTA	Regular	Newproject-S_CMAQ-004(2022)	20315	Midvalley Connector; Murray Station to West Valley Central Station - Operations	Operations for the Midvalley Connector bus rapid transit (BRT) route, connecting Murray Central Station, Salt Lake Community College's Redwood Road Campus, and West Valley Central Station.	2022	\$ 32,252,889	\$ 2,300,000	\$ 167,017	\$ -	\$ -	\$ -	\$ -	\$ -	\$ -	\$ -	\$ 2,300,000

2023-2028 Transportation Improvement Program (TIP)
Congestion Mitigation/ Air Quality (CMAQ) Program

														Amount Obligated	Current Federal Fiscal Year	New Project/ Additional Funds	PM 2.5 CMAQ Funding Type	Project Phases Combined	
County	Project Type	Sponsor	CMAQ Source	Project Number		Project Information		Year Added to TIP	Estimated Total Project Cost	Original Funds Programmed	Local Matching Funds Due	Total Amount Obligated	Current Year	Allocation of Programmed Funds per Federal Fiscal Year				Concept Development	
					PIN	Location/ Limits	Concept/ Type of Improvement						2022	2023	2024	2025	2026	2027	2028
OGDEN/ LAYTON URBAN AREA																			
CMAQ - PM _{2.5}																			
Box Elder	Trans	Brigham City	Regular	Newproject-O_CMAQ- 001(2021)	19681	Brigham City Park n Ride Lot approx 1100 W on 1100 S (Hwy. 91)	Construct a park and ride to connect with UTA bus service and support ridesharing to Logan.	2021	\$ 1,696,802	\$ 1,581,929	\$ 229,747	\$ -	\$ -	\$ -	\$ -	\$ -	\$ -	\$ 1,581,929	\$ 1,581,929
Davis	Trans	Centerville	PM _{2.5}	New Project	15917	Parrish Lane (SR-105) 400 West Intersection (Combined with PIN 17845)	Add turn lanes and storage lanes to reduce delay and improve safety.	2017	\$ 1,904,300	\$ 1,780,040	\$ 129,260	\$ 242,398	\$ 57,602	\$ 700,000	\$ 780,040	\$-	\$ -	\$ -	\$ -
Davis	Inter	Centerville	PM _{2.5}	New Project - 017()	15917	Marketplace Drive & Parrish Lane (Original PIN 17845 combined with PIN 15917)	Intersection & Pedestrian Improvements	2019	\$ 1,757,800	\$ 1,400,000	\$ 101,663	\$ -	\$ 1,400,000	\$ -	\$-	\$-	\$ -	\$ -	\$ -
Davis	Bike	Clearfield	Regular	New Project	14053	Clearfield City TOD Ped/ Bike; FrontRunner Station to Freeport Center	New Construction - Pedestrian/ Bicycle Bridge	2015	\$ 2,653,800	\$ 1,650,000	\$ 119,817	\$ 1,650,000	\$ -	\$ -	\$ -	\$ -	\$ -	\$ -	\$ -
Davis	Trans	Clinton	Regular	New Project	14849	2000 West (SR-108) & 1300 North	Intersection Improvements	2016	\$ 590,600	\$ 969,577	\$ 70,407	\$ 969,577	\$ -	\$ -	\$ -	\$ -	\$ -	\$ -	\$ -
Davis	Inter	Clinton	Regular	New Project - 019()	17848	1500 West & 1300 North Round-a-bout	Intersection & Pedestrian Improvements	2019	\$ 2,190,100	\$ 850,000	\$ 61,724	\$ -	\$ -	\$ -	\$ -	\$ 850,000	\$ -	\$ -	\$ -
Weber	Trans	Ogden	PM _{2.5}	New Project	14847	Ogden City Bike Share	Purchase and Install Bike Share Stations and Bikes	2016	\$ 659,686	\$ 601,873	\$ 43,706	\$ 45,188	\$ 556,686	\$ -	\$ -	\$ -	\$ -	\$ -	\$ -
Weber	Trans	Ogden	Regular	New Project	16946	Polk Avenue; 36th Street to Franklin	Add sidewalks and intersection improvements	2018	\$ 595,302	\$ 555,000	\$ 40,302	\$ 555,000	\$ -	\$ -	\$ -	\$ -	\$ -	\$ -	\$ -
Weber	Bike	Ogden	Regular	Newproject-029(2020)	18830	Ogden City Bike Share Expansion	Expand the Bike Share Program by adding 24 bikes and 4 kiosks	2020	\$ 435,200	\$ 405,737	\$ 29,463	\$ -	\$ -	\$ -	\$ -	\$ -	\$ 405,737	\$ -	\$ -
Weber	Trans	Ogden/ UDOT	Regular	New Project	16947	Wall Avenue & 20th Street Intersection	Intersection Improvements	2018	\$ 2,700,000	\$ 1,500,000	\$ 108,924	\$ 563,038	\$ -	\$ -	\$ -	\$ -	\$ -	\$ -	\$ -
Weber	Trans	Ogden/ UTA	PM _{2.5}	New Project	16934	Ogden-WSU Bus Rapid Transit (BRT); Intermodal HUB to McKay Dee Hospital - Construction	New Construction	2018	\$ 75,000,000	\$ 3,250,000	\$ 236,002	\$ 1,750,000	\$ 1,500,000	\$ -	\$ -	\$ -	\$ -	\$ -	\$ -
Box Elder	Trans	Perry	Regular	New Project	14848	1200 West; 2250 South (Dale Young Nature Park) to 775 West	Widen road facility to include a dedicated 8' bike path	2016	\$ 695,000	\$ 477,338	\$ 34,662	\$ 10,000	\$ 607,183	\$ -	\$ -	\$ -	\$ -	\$ -	\$ -
Weber	Trans	Riverdale	Regular	New Project	14850	Ritter Drive & SR-60 & 1150 West	Construct Round-About Intersection Improvements	2016	\$ 618,000	\$ 576,161	\$ 41,839	\$ 59,201	\$ 516,960	\$ -	\$ -	\$ -	\$ -	\$ -	\$ -
Weber	Inter	Roy	Regular	New Project - 018()	17847	6000 South & 3100 West Round-a-bout	Intersection & Pedestrian Improvements	2019	\$ 760,700	\$ 673,470	\$ 48,905	\$ -	\$ -	\$ -	\$ -	\$ 673,470	\$ -	\$ -	\$ -
Weber	Trans	South Ogden/ UDOT	PM _{2.5}	New Project	16945	US-89 & Skyline Drive Intersection	Intersection Improvements	2018	\$ 2,515,600	\$ 1,400,000	\$ 101,663	\$ -	\$ -	\$ -	\$ 1,400,000	\$ -	\$ -	\$ -	\$ -
Davis	ATMS	UDOT	Regular	CM-9999()	5981	Region 1 Commuter Link	ITS/ATMS - Commuter Link	2000	\$ 750,000	\$ 699,225	\$ 50,775	\$ 7,291,670	\$ -	\$ -		\$ 699,225	\$ -	\$ -	\$ -
Weber	Trans	UDOT	Regular	F-ST99(162)	10018	TravelWise	Comprehensive Travel Demand Management Program. (For Private & Public Partnership)	2011	\$ 2,400,000	\$ -	\$ 14,523	\$ 256,000	\$ -	\$ -	\$ -	\$ -	\$ -	\$ -	\$ -
Davis	ATMS	UDOT	Regular	New Project	14052	I-15 Corridor Responsive Ramp Metering Management	Corridor Responsive Ramp Metering Software & Hardware	2015	\$ 332,900	\$ 310,363	\$ 22,537	\$ 310,363	\$ -	\$ -	\$ -	\$ -	\$ -	\$ -	\$ -

2023-2028 Transportation Improvement Program (TIP)
Congestion Mitigation/ Air Quality (CMAQ) Program

														Amount Obligated	Current Federal Fiscal Year	New Project/ Additional Funds	PM 2.5 CMAQ Funding Type	Project Phases Combined	
County	Project Type	Sponsor	CMAQ Source	Project Number	PIN	Project Information		Year Added to TIP	Estimated Total Project Cost	Original Funds Programmed	Local Matching Funds Due	Total Amount Obligated	Current Year	Allocation of Programmed Funds per Federal Fiscal Year				Concept Development	
						Location/ Limits	Concept/ Type of Improvement						2022	2023	2024	2025	2026	2027	2028
Weber	Trans	UDOT	PM _{2.5}	F-R199(160)	14845	ATSPM Implementation (Advance Traffic Signal Performance Metrix)	Install and Integrate Advance Signal Detection in Ogden	2016	\$ 525,000	\$ 489,458	\$ 35,543	\$ 419,535	\$ 69,923	\$ -	\$ -	\$ -	\$ -	\$ -	\$ -
Davis	Inter	UDOT/ Kaysville	PM2.5	Newproject-O_CMAQ- 002(2021)	19682	200 North / I-15 Interchange Left Turn Lanes (NB & SB)	The project will provide both eastbound and westbound dual left turns at the I-15 Interchange	2021	\$ 906,118	\$ 845,000	\$ 61,361	\$ -	\$ 120,000	\$ 725,000	\$ -	\$ -	\$ -	\$ -	\$ -
Davis	Trans	UDOT/ North Salt Lake	Regular	New Project	12674	Redwood Road (SR-68) & Center Street	Intersection Improvements	2016	\$ 7,839,300	\$ 1,000,000	\$ 72,616	\$ 1,000,000	\$ -	\$ -	\$ -	\$ -	\$ -	\$ -	\$ -
Davis	Trans	UTA	Regular	F-LC11(48)	10021	Fruit Heights/ Kaysville 400/200 North Park n Ride Lot	Expand Park n Ride Lot	2011	\$ 1,498,000	\$ 1,233,000	\$ 89,536	\$ -	\$ -	\$ -	\$ -	\$ 1,233,000	\$ -	\$ -	\$ -
Weber	Trans	UTA	PM _{2.5}	New Project	14846	Weber State University Intermodal Center	New Construction - Intermodal Center on WSU Campus	2016	\$ 3,116,900	\$ 1,000,000	\$ 72,616	\$ 1,000,000	\$ -	\$ -	\$ -	\$ -	\$ -	\$ -	\$ -
Davis	Trans	UTA	Regular	New Project	15915	Davis County Ski Route Buses	Purchase 2 buses for seasonal service from parts of Davis County to Snow Basin Resort.	2017	\$ 1,020,000	\$ 912,830	\$ 66,286	\$ 912,830	\$ -	\$ -	\$ -	\$ -	\$ -	\$ -	\$ -
Weber	Trans	UTA	PM _{2.5}	New Project	16939	UTA Locomotive Rebuild	Rebuild locomotive prime mover engines to EPA's standard of Tier 1+	2018	\$ 1,400,000	\$ 950,000	\$ 68,985	\$ -	\$ 1,045,000	\$ 175,000	\$ 870,000	\$ -	\$ -	\$ -	\$ -
Weber	Trans	UTA	PM _{2.5}	Newproject-028(2020)	18829	On Route Electric Bus Charging Infrastructure	Construct electric charging station for 10 electric buses.	2020	\$ 1,500,000	\$ 1,398,450	\$ 101,550	\$ -	\$ -	\$ -	\$ -	\$ -	\$ 1,398,450	\$ -	\$ -
Weber	Trans	UTA	Regular	CM-9999()	Tran SEC.	ITS/APTS Deployment in Weber Co	Air Quality - FTA Fund Transfer	1999	\$ -	\$ -	\$ -	\$ 1,101,000	\$ -	\$ -	\$ -	\$ -	\$ -	\$ -	\$ -
Weber	Trans	UTA	Regular	CM-9999()	Tran SEC.	Lease Vans in Weber Co	Air Quality - FTA Fund Transfer	1994	\$ 509,707	\$ 475,200	\$ 34,507	\$ 504,400	\$ 118,800	\$ 118,800	\$ 118,800	\$ 118,800	\$ -	\$ -	\$ -
Weber	Trans	UTA	Regular	CM-9999()	Tran SEC.	WFRC Area	Air Quality - Rideshare & Vanpool Management	1993	\$ 510,580	\$ 476,014	\$ 34,566	\$ 1,608,700	\$ 157,130	\$ 157,130	\$ 161,754	\$ -	\$ -	\$ -	\$ -
Weber	Trans	UTA	Regular	CM-9999()	Tran. SEC.	Ski Bus Service from Downtown Ogden to Ogden Valley	Purchase Canyon Service Buses	2013	\$ 1,027,000	\$ 2,383,000	\$ 89,536	\$ 2,813,000	\$ -	\$ -	\$ -	\$ -	\$ -	\$ -	\$ -
Weber	Trans	UTA/ Ogden	Regular	Newproject-027(2020)	18828	Bus Rapid Transit - Operating Subsidy	Operating cost subsidy for 3 years for the Ogden/WSU BRT.	2020	\$ 1,230,700	\$ 1,147,382	\$ 83,318	\$ -	\$ -	\$ -	\$ -	\$ -	\$ 1,147,382	\$ -	\$ -
Davis	Bike	Layton	PM _{2.5}	Newproject-O_CMAQ- 001(2022)	20317	Kay's Creek Trail Ped/ Bike Overpass at the Layton FrontRunner Project	Construct a Pedestrian Overpass Bridge to span the width of the Union Pacific/FrontRunner railway corridor and touch down immediately next to the FrontRunner Station	2022	\$ 6,000,000	\$ 2,000,000	\$ 145,232	\$ -	\$ -	\$ -	\$ -	\$ -	\$ -	\$ -	\$ 2,000,000
Weber	Bike	Ogden	Regular	Newproject-O_CMAQ- 002(2022)	20318	Ogden Green Bike Share Expansion	Constructs additional Bike Docking Stations/ Purchases additional Bikes	2022	\$ 760,400	\$ 500,000	\$ 36,308	\$ -	\$ -	\$ -	\$ -	\$ -	\$ -	\$ -	\$ 500,000
Davis	Inter	West Point	Regular	Newproject-O_CMAQ- 003(2022)	20320	4500 West & 300 North	Construct a Round-about Intersection to Replace an Off-set Intersection	2022	\$ 1,357,000	\$ 1,265,131	\$ 91,869	\$ -	\$ -	\$ -	\$ -	\$ -	\$ -	\$ -	\$ 1,265,131

2023 – 2028 Transportation Improvement Program (TIP)



Transportation Alternatives Program TAP Funded Projects

2023 - 2028
**TRANSPORTATION
IMPROVEMENT PROGRAM (TIP)
PROJECTS**

For the

**WASATCH FRONT REGIONAL
COUNCIL (WFRC) AREA**

2023 – 2028 Transportation Improvement Program (TIP)

2023-2028 Transportation Improvement Program (TIP) Transportation Alternatives Program (TAP)											9/1/2022											Amount Obligated	Current Federal Fiscal Year	New Project/ Additional Funds	Project Phases Combined
County	Sponsor	Route	Project Number	PIN	Project Information		Year Added to TIP	Estimated Total Project Cost	Original Funds Programmed	Total Amount Obligated	Current Year	Allocation of Programmed Funds per Federal Fiscal Year					Concept Development								
					Location/ Limits	Concept/ Type of Improvement					2022	2023	2024	2025	2026	2027	2028								
SALT LAKE/ WEST VALLEY URBAN AREA																									
Salt Lake	Cottonwood Heights		New Project	16948	2600 East Sidewalk; 7550 South to 7655 South	Construct Sidewalk (Safe Routes to School Project)	2018	\$ 415,400	\$ 386,905	\$ 102,553	\$ 284,352	\$ -	\$ -	\$ -	\$ -	\$ -	\$ -	\$ -	\$ -	\$ -	\$ -	\$ -	\$ -		
Salt Lake	Draper		New Project	14946	Corner Canyon Creek/ East Jordan Canal Trail; Smith Fields Park (300 E & 13400 S) to Willow Creek Trail (900 East & 12800 South) & Stokes Ave (700 East & 13540 South)	Construct a 10 foot wide multi-use non-motorized paved trail with adjacent soft surface path.	2016	\$ 630,500	\$ 734,722	\$ 734,141	\$ 581	\$ -	\$ -	\$ -	\$ -	\$ -	\$ -	\$ -	\$ -	\$ -	\$ -	\$ -	\$ -		
Salt Lake	Herriman	Juniper Crest	Newproject-S_TAP-003(2021)	19688	Juniper Crest Crosswalk & Mt Ogden Peak Dr	This is an intersection crosswalk reconfiguration and Traffic Signal Installation and Reconfiguration of Intersection Crosswalks	2021	\$ 330,000	\$ 250,000	\$ 65,261	\$ -	\$ 184,739	\$ -	\$ -	\$ -	\$ -	\$ -	\$ -	\$ -	\$ -	\$ -	\$ -	\$ -		
Salt Lake	Kearns Metro Township		New Project	15926	Kearns Bicycle Route Signing Wayfinding; Kearns Metro Boundaries	Provide wayfinding and route direction with pavement markings, signing and striping to city bike ways, bus stops, schools, industrial parks, trails, and parks.	2017	\$ 80,000	\$ 60,000	\$ 60,000	\$ -	\$ -	\$ -	\$ -	\$ -	\$ -	\$ -	\$ -	\$ -	\$ -	\$ -	\$ -	\$ -		
Salt Lake	Kearns Metro Township		New Project	16949	Northwest Avenue Sidewalk; 5415 South to 5570 South	Construct Sidewalk (Safe Routes to School Project)	2018	\$ 259,022	\$ 227,903	\$ 227,902	\$ -	\$ -	\$ -	\$ -	\$ -	\$ -	\$ -	\$ -	\$ -	\$ -	\$ -	\$ -	\$ -		
Salt Lake	Magna		New Project - 026()	17867	2820 South; 7584 West to 7630 West - Sidewalk	Safe Routes to School - Construct Missing Sidewalk	2019	\$ 423,900	\$ 390,234	\$ 149,168	\$ 241,066	\$ 1,065,824	\$ -	\$ -	\$ -	\$ -	\$ -	\$ -	\$ -	\$ -	\$ -	\$ -	\$ -		
Salt Lake	Magna		Newproject-030(2020)	17867	2820 South; 7563 West to 7440 West - Sidewalk Original PIN 18836 - Combined with PIN 17867	Safe Routes to School - Construct Missing Sidewalk	2020	\$ -	\$ -	\$ -	\$ -	\$ -	\$ -	\$ -	\$ -	\$ -	\$ -	\$ -	\$ -	\$ -	\$ -	\$ -	\$ -		
Salt Lake	Magna		Newproject-S_TAP-002(2021)	17867	2820 South; 7630 West to 7736 West - Sidewalk Original PIN 19687 - Combined with PIN 17867	Safe Routes to School - Construct Missing Sidewalk	2021	\$ 514,900	\$ 250,000	\$ -	\$ -	\$ -	\$ -	\$ -	\$ -	\$ -	\$ -	\$ -	\$ -	\$ -	\$ -	\$ -	\$ -		
Salt Lake	Magna	Var	New Project - 027()	17868	Utah & Salt Lake Canal Trail, Phase 5	New Trail Construction	2019	\$ 100,000	\$ 90,000	\$ -	\$ 90,000	\$ -	\$ -	\$ -	\$ -	\$ -	\$ -	\$ -	\$ -	\$ -	\$ -	\$ -	\$ -		
Salt Lake	Millcreek		New Project	16951	3300 South Sidewalk; 2600 East to 2700 East	Construct Sidewalk (Safe Routes to School Project)	2018	\$ 429,500	\$ 400,423	\$ 400,423	\$ -	\$ -	\$ -	\$ -	\$ -	\$ -	\$ -	\$ -	\$ -	\$ -	\$ -	\$ -	\$ -		
Salt Lake	Millcreek	Var	New Project - 029()	17870	4500 South (SR-266); 1500 East to 1630 East	Construct Missing Sidewalk	2019	\$ 357,600	\$ 333,390	\$ 251,255	\$ 82,136	\$ -	\$ -	\$ -	\$ -	\$ -	\$ -	\$ -	\$ -	\$ -	\$ -	\$ -	\$ -		
Salt Lake	Riverton		New Project	14945	Midas Creek Trail; Mountain View to 4000 West	Construct the west section of the Midas Creek Trail to connect the trail through 13800 South	2016	\$ 212,285	\$ 202,285	\$ 202,285	\$ -	\$ -	\$ -	\$ -	\$ -	\$ -	\$ -	\$ -	\$ -	\$ -	\$ -	\$ -	\$ -		
Salt Lake	Salt Lake		New Project	14952	Beck Street Bicycle Design; Chicago St (1820 North) to South end of the existing shared use path on the Beck Street Frontage Road	Design a dual direction physically separated bicycle facility to replace existing bicycle lanes	2016	\$ 55,400	\$ 51,649	\$ 51,649	\$ -	\$ -	\$ -	\$ -	\$ -	\$ -	\$ -	\$ -	\$ -	\$ -	\$ -	\$ -	\$ -		
Salt Lake	Salt Lake City		F-LC35(265)	14054	1300 South Bypass; 200 East to 500 West	Provide Safe Bicycle Route - Parallel to 1300 South and Improve Pedestrian Crossings to access Ballpark TRAX	2015	\$ 458,000	\$ 324,000	\$ -	\$ -	\$ 324,000	\$ -	\$ -	\$ -	\$ -	\$ -	\$ -	\$ -	\$ -	\$ -	\$ -	\$ -		
Salt Lake	Salt Lake City	Var	New Project - 030()	17757	SLC Bike Share (GREENbike) Expansion	Constructs additional Bike Docking Stations/ Purchases additional Bikes	2019	\$ 375,416	\$ 200,000	\$ -	\$ -	\$ 200,000	\$ -	\$ -	\$ -	\$ -	\$ -	\$ -	\$ -	\$ -	\$ -	\$ -	\$ -		
Salt Lake	Salt Lake City	Kensington	Newproject-031(2020)	18837	Kensington Avenue; West Temple tp 600 East	Enhance Bike/ Ped use of and connectivity for all ages & abilities	2020	\$ 538,600	\$ 300,000	\$ -	\$ 300,000	\$ -	\$ -	\$ -	\$ -	\$ -	\$ -	\$ -	\$ -	\$ -	\$ -	\$ -	\$ -		
Salt Lake	Salt Lake City	Kensington	Newproject-S_TAP-001(2021)	18837	Kensington East-West Neighborhood Byway (Phase 2) Original PIN 19686 - Combined with PIN 18837	Enhance Bike/ Ped use of and connectivity for all ages & abilities	2021	\$ 587,900	\$ 350,000	\$ -	\$ -	\$ 350,000	\$ -	\$ -	\$ -	\$ -	\$ -	\$ -	\$ -	\$ -	\$ -	\$ -	\$ -		
Salt Lake	Salt Lake County		New Project	14944	Grit Mill and Climbing Master Plan; Little Cottonwood Canyon Park & Ride	Construction of Parking Lot/ Trailhead and Restroom and realign SR-210 for access improvements	2016	\$ 822,008	\$ 537,927	\$ 537,927	\$ -	\$ -	\$ -	\$ -	\$ -	\$ -	\$ -	\$ -	\$ -	\$ -	\$ -	\$ -	\$ -		
Salt Lake	Salt Lake County		New Project	15929	Salt Lake County Bicycle Counters	This project will place automatic counters at strategic locations around Salt Lake County to begin collecting vital user data.	2017	\$ 299,900	\$ 200,000	\$ 194,827	\$ 5,173	\$ -	\$ -	\$ -	\$ -	\$ -	\$ -	\$ -	\$ -	\$ -	\$ -	\$ -	\$ -		
Salt Lake	Salt Lake County	8425 South	Newproject-032(2020)	18838	8425 South; 1300 East to 1475 East - Sidewalk	Safe Routes to School - Construct Missing Sidewalk	2020	\$ 396,200	\$ 322,855	\$ 322,855	\$ -	\$ -	\$ -	\$ -	\$ -	\$ -	\$ -	\$ -	\$ -	\$ -	\$ -	\$ -	\$ -		

2023-2028 Transportation Improvement Program (TIP) Transportation Alternatives Program (TAP)											9/1/2022		Amount Obligated	Current Federal Fiscal Year	New Project/ Additional Funds	Project Phases Combined		
County	Sponsor	Route	Project Number	PIN	Project Information		Year Added to TIP	Estimated Total Project Cost	Original Funds Programmed	Total Amount Obligated	Current Year	Allocation of Programmed Funds per Federal Fiscal Year				Concept Development		
					Location/ Limits	Concept/ Type of Improvement					2022	2023	2024	2025	2026	2027	2028	
Salt Lake	Taylorsville		New Project	14949	Taylorsville Regional Trail; 5140 South to 5400 South	Reconstruct the Sidewalk & construct a pathway for pedestrians, bicyclists, and other non-motorized forms of transportation across I-215.	2016	\$ 310,500	\$ 268,502	\$ 268,502	\$ -	\$ -	\$ -	\$ -	\$ -	\$ -	\$ -	
Salt Lake	UTA		New Project	16950	Salt Lake Urbanized Area Bike Rack Expansion	Replace UTA Bus Bike Racks for two bikes to Bike Racks for three bikes	2018	\$ 91,200	\$ 33,198	\$ 33,198	\$ -	\$ -	\$ -	\$ -	\$ -	\$ -	\$ -	
Salt Lake	UTA		New Project	15928	Update Bike Cars on FrontRunner	This request is for new bike racks on 10 of UTA's 16 FrontRunner bike cars.	2017	\$ 194,800	\$ 181,612	\$ 181,612	\$ -	\$ -	\$ -	\$ -	\$ -	\$ -	\$ -	
Salt Lake	West Jordan		New Project	14947	7800 South Jordan River Pedestrian Bridge at 1100 West	Construct New Pedestrian Bridge over the Jordan River	2016	\$ 347,700	\$ 324,161	\$ 167,814	\$ 156,347	\$ -	\$ -	\$ -	\$ -	\$ -	\$ -	
Salt Lake	West Jordan	TRAX Rail	Newproject-S_TAP-004(2021)	19689	TRAX Rail Trail Design	Project will design new trail in and near the UTA TRAX Redline.	2021	\$ 160,000	\$ 120,000	\$ -	\$ -	\$ 120,000	\$ -	\$ -	\$ -	\$ -	\$ -	
Salt Lake	West Valley City	Var	New Project - 028()	17869	Cross Towne Trail; 2700 West to Bangerter Hwy	New Trail Construction	2019	\$ 600,000	\$ 451,458	\$ 102,553	\$ 348,905	\$ -	\$ -	\$ -	\$ -	\$ -	\$ -	
Salt Lake	UDOT	700 East	Newproject-S_TAP-001(2022)	20316	700 East (SR-71); 2100 South to 1300 South Shared Use Path	Construct Shared Use Path along Westside of 700 East	2022	\$ 2,985,500	\$ 1,000,000	\$ -	\$ -	\$ -	\$ -	\$ -	\$ -	\$ -	\$ 1,000,000	
Salt Lake	West Valley City	Cross Towne	Newproject-S_TAP-002(2022)	20337	Cross Towne Trail; 2700 West to Bangerter Highway	Construction will include addition of sidewalk where none exists, addition of a parallel bike lane in Parkway Blvd, requiring some roadway widening	2022	\$ 1,784,200	\$ 300,000	\$ -	\$ -	\$ -	\$ -	\$ -	\$ -	\$ -	\$ 300,000	
Salt Lake	Salt Lake	1300 East	Newproject-S_TAP-003(2022)	20338	Foothill Drive; 1300 East to Parley's Interchange	Ped/Bike Safety Improvements Design	2022	\$ 584,000	\$ 300,000	\$ -	\$ -	\$ -	\$ -	\$ -	\$ -	\$ -	\$ 300,000	
Salt Lake	Salt Lake	Utah Lake Canal Trail	Newproject-S_TAP-004(2022)	20340	Utah Lake Distribution Canal Trail Southern Segment	Construct Missing Trail Connection to the Jordan Valley Transit Oriented District (JVTOD) with the Jordan Valley Medical Center (hospital), a community college, a high school, various residential communities, and recreational facilities	2022	\$ 167,000	\$ 155,694	\$ -	\$ -	\$ -	\$ -	\$ -	\$ -	\$ -	\$ 155,694	
Salt Lake	Taylorsville	5400 South	Newproject-S_TAP-005(2022)	20343	5400 South;1300 West to Millrace Park	Safe Routes to School - Construct Missing Sidewalk on Northside of 5400 South	2022	\$ 600,000	\$ 559,380	\$ -	\$ -	\$ -	\$ -	\$ -	\$ -	\$ -	\$ 559,380	
Salt Lake	Herriman	Anthem Park Blvd	Newproject-S_TAP-006(2022)	20344	Anthem Park Blvd - Bike Lanes; 11800 South to 13400 South	Construct Bike Lanes	2022	\$ 125,000	\$ 97,892	\$ -	\$ -	\$ -	\$ -	\$ -	\$ -	\$ -	\$ 97,892	
Salt Lake	Cottonwood Heights	Fort Union	Newproject-S_TAP-007(2022)	20345	Fort Union Blvd Pedestrian Hybrid Beacon	Install a HAWK Pedestrian Crossing System including ADA accessible ramps on each side of the street, traffic signs, and painted crosswalk.	2022	\$ 487,000	\$ 454,030	\$ -	\$ -	\$ -	\$ -	\$ -	\$ -	\$ -	\$ 454,030	
Salt Lake	Murray	4800 South	Newproject-S_TAP-008(2022)	20346	I-15 and 4800 South Bike Lanes; Galleria Drive to 325 West	Widen 4800 South under the I-15 overpass to accommodate bike lanes	2022	\$ 880,100	\$ 600,000	\$ -	\$ -	\$ -	\$ -	\$ -	\$ -	\$ -	\$ 600,000	
Salt Lake	UTA	POM	Newproject-S_TAP-009(2022)	20347	I-15 and 4800 South Bike Lanes; Galleria Drive to 325 West	Planning study to identify and evaluate the best locations and alignments for pedestrian and bicycle trails	2022	\$ 500,000	\$ 300,000	\$ -	\$ -	\$ -	\$ -	\$ -	\$ -	\$ -	\$ 300,000	

2023-2028 Transportation Improvement Program (TIP) Transportation Alternatives Program (TAP)												9/1/2022		Amount Obligated	Current Federal Fiscal Year	New Project/ Additional Funds	Project Phases Combined
County	Sponsor	Route	Project Number	PIN	Project Information		Year Added to TIP	Estimated Total Project Cost	Original Funds Programmed	Total Amount Obligated	Current Year	Allocation of Programmed Funds per Federal Fiscal Year				Concept Development	
					Location/ Limits	Concept/ Type of Improvement					2022	2023	2024	2025	2026	2027	2028
OGDEN/ LAYTON URBAN AREA																	
Davis	Davis & Weber County		New Project	15924	Davis and Weber County Bicycle Counters	Project will place automatic counters at strategic locations around Davis and Weber Counties to begin collecting vital user data.	2017	\$ 500,000	\$ 200,000	\$ -	\$ 200,000	\$ -	\$ -	\$ -	\$ -	\$ -	
Davis	Farmington		New Project	16953	State Street and 400 West	Relocate and Signalize Pedestrian Crossing	2018	\$ 250,000	\$ 233,075	\$ 233,022	\$ 53	\$ -	\$ -	\$ -	\$ -	\$ -	
Davis	Farmington		New Project	16954	326 West Park Lane	Construct missing sidewalk	2018	\$ 76,200	\$ 71,041	\$ 71,041	\$ -	\$ -	\$ -	\$ -	\$ -	\$ -	
Davis	North Salt Lake	Var	New Project - 023()	17864	Redwood Road West side path connections	Construct Missing Sidewalk	2019	\$ 229,600	\$ 200,600	\$ 200,600	\$ -	\$ -	\$ -	\$ -	\$ -	\$ -	
Weber	Ogden	Var	New Project - 024()	17865	20th & Lincoln Traffic Signal	Intersection, Bike & Ped Improvements	2019	\$ 407,100	\$ 239,000	\$ 162,220	\$ 76,780	\$ -	\$ -	\$ -	\$ -	\$ -	
Weber	Plain City		New Project	16952	1975 North; 3600 West to 3525 West Project and Funds tied to PIN 15905	Construct Sidewalk (Safe Routes to School Project)	2018	\$ 360,000	\$ 300,000	\$ -	\$ 300,000	\$ -	\$ -	\$ -	\$ -	\$ -	
Weber	Riverdale		New Project	14853	Various Locations throughout the City	Bicycle and Pedestrian - Right of Way Striping and Signage	2016	\$ 69,200	\$ 65,000	\$ -	\$ 65,000	\$ -	\$ -	\$ -	\$ -	\$ -	
Weber	Roy	Var	New Project - 025()	17866	3100 West; 4800 South to 5000 South Sidewalk	Safe Routes to School - Construct Missing Sidewalk		2019	\$ 301,700	\$ 271,530	\$ 1,865	\$ 269,665	\$ -	\$ -	\$ -	\$ -	\$ -
Davis	UTA		New Project	15923	Update Bike Cars on FrontRunner	Construct new bike racks on 6 of UTA's 16 FrontRunner bike cars.		\$ 116,900	\$ 95,000	\$ 95,000	\$ -	\$ -	\$ -	\$ -	\$ -	\$ -	
Weber	Riverdale	1050 West	Newproject-033(2020)	18834	UDOT Reg One/ Riverdale - 1050 West & I-84 Sidewalk, Bike/ Ped Facility	Safe Routes to School - Construct Missing Sidewalk	2020	\$ 507,525	\$ 480,000	\$ 48,000	\$ 432,000	\$ -	\$ -	\$ -	\$ -	\$ -	
Davis	Layton	Kay's Creek	Newproject-034(2020)	18835	East & West Trail Connections for Kay's Creek Trail Highway 89 Underpass	New Trail Construction	2020	\$ 790,500	\$ 395,250	\$ 73,698	\$ 321,552	\$ -	\$ -	\$ -	\$ -	\$ -	
Davis	South Weber	Weber River	Newproject-O_TAP-001(2021)	19690	Weber River Parkway Trailhead Connection Phase I Fisherman's Trailhead and US-89 Crossing	Construct Phase I of Trail from US-89 Crossing	2021	\$ 383,700	\$ 241,186	\$ -	\$ -	\$ 241,186	\$ -	\$ -	\$ -	\$ -	
Davis	Clearfield	Canal Trail	Newproject-O_TAP-002(2021)	19691	Clearfield Canal Trail; 200 So to 300 No (Clearfield)	Complete a Section of the Trail, Completing a 3 mile bike/ ped facility	2021	\$ 145,500	\$ 135,650	\$ -	\$ -	\$ 135,650	\$ -	\$ -	\$ -	\$ -	
Davis	Layton	3200 West	Newproject-O_TAP-001(2022)	20326	3200 West Safe Route to School	Safe Routes to School - Construct Missing Sidewalk	2022	\$ 166,200	\$ 81,200	\$ -	\$ -	\$ -	\$ -	\$ -	\$ -	\$ 81,200	
Davis	South Weber	Weber River	Newproject-O_TAP-002(2022)	20327	Weber River Parkway Trailhead Connection Phase III	Construct Phase 3 of Trail from Cottonwood Drive to US-89 Crossing (Weber River & US-89)	2022	\$ 499,200	\$ 318,101	\$ -	\$ -	\$ -	\$ -	\$ -	\$ -	\$ 318,101	
Davis	North Salt Lake	Redwood Road	Newproject-O_TAP-003(2022)	20328	Redwood Road Sidewalk Connections; 75 North to 965 North	Construct Missing Pedestrian/ Bicyclist Pathway along westside	2022	\$ 283,300	\$ 226,640	\$ -	\$ -	\$ -	\$ -	\$ -	\$ -	\$ 226,640	
Davis	South Weber	Weber River	Newproject-O_TAP-004(2022)	20332	Weber River Parkway Trailhead Connection Phase II	Construct Phase 2 of Trail from US-89 Crossing (Weber River & US-89) to Weber Canyon Trailhead (Weber River & Cornia Dr.)	2022	\$ 474,300	\$ 325,652	\$ -	\$ -	\$ -	\$ -	\$ -	\$ -	\$ 325,652	
Weber	Plain City	1500 North	Newproject-O_TAP-005(2022)	20334	1500 North Sidewalk Project	Safe Routes to School - Construct Missing Sidewalk	2022	\$ 128,500	\$ 102,800	\$ -	\$ -	\$ -	\$ -	\$ -	\$ -	\$ 102,800	
Davis	Centerville	Parrish Lane	Newproject-O_TAP-006(2022)	20335	Parrish Lane/ Legacy Trail Connection from 1250 West to Legacy Trail	Construct Missing Pedestrian/ Bicyclist Pathway	2022	\$ 500,000	\$ 250,000	\$ -	\$ -	\$ -	\$ -	\$ -	\$ -	\$ 250,000	
Box Elder	UTA	UIC Rail Corridor	Newproject-O_TAP-007(2022)	20336	Utah Idaho Central (UIC) Railroad Corridor - Multi-Use Trail Design; 8700 South (Box Elder County) to Willard City Boundary	Design Rail/ Trail Along the UIC Railroad Corridor	2022	\$ 200,000	\$ 186,460	\$ -	\$ -	\$ -	\$ -	\$ -	\$ -	\$ 186,460	

2023 – 2028 Transportation Improvement Program (TIP)



Other Federal Highway Administration Funds ePM Tables For –

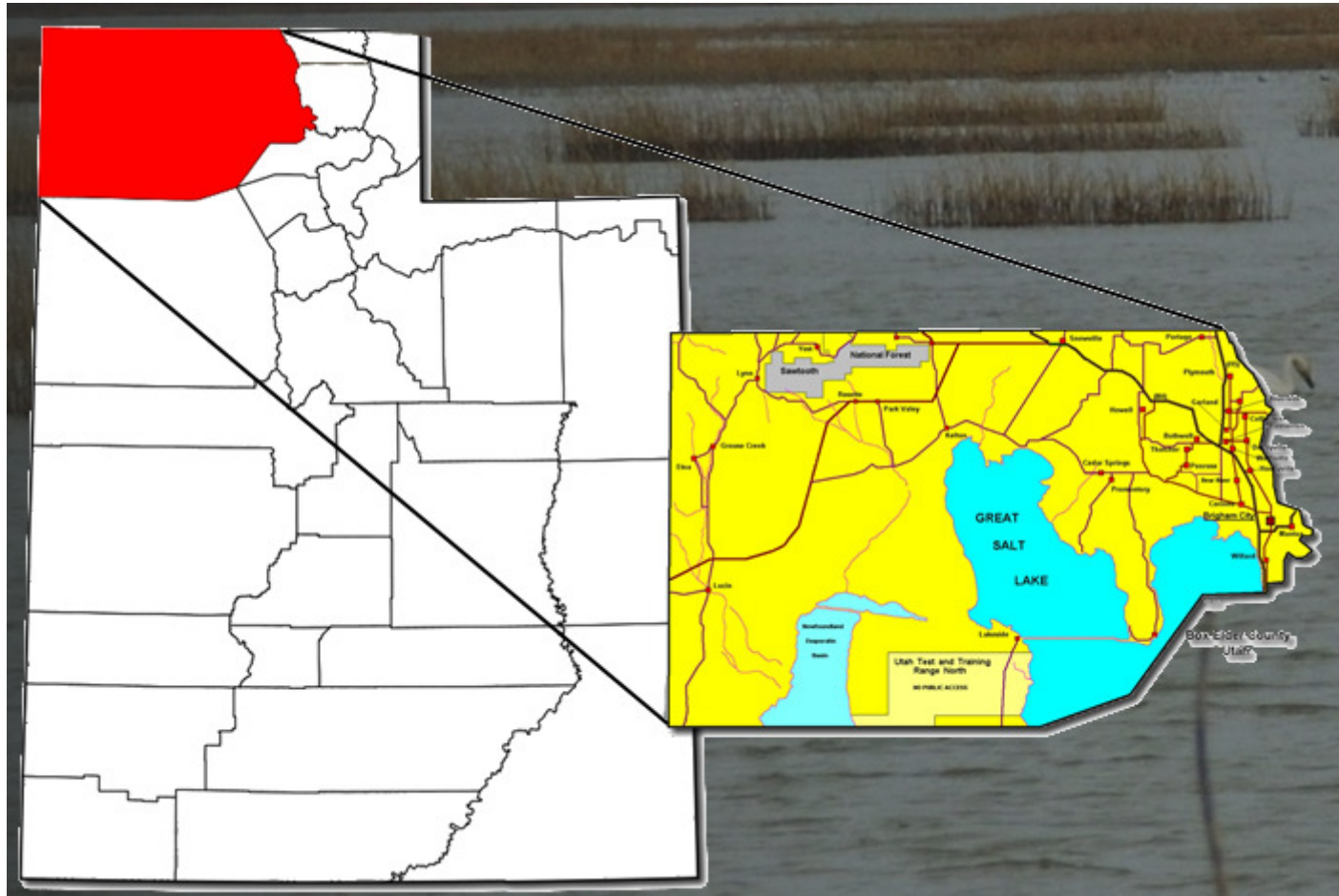
**Box Elder County
Davis County
Morgan County
Salt Lake County
Tooele County
Weber County
Including Statewide Programs**

National Highway Performance (NHPP)
Interstate Maintenance (IM)
National Highway System (NHS)
Bridge On - State System
Any Area Statewide Bridge Replacement
Off System – Local
Off System – Optional
Minimum Guarantee
Highway Safety Improvement
Safety Any Area
Rail/ Highway Crossing – Hazard Elimination
Recreational Trails Program
Safe Routes to School
Economic Recovery
TIGER Discretionary Funds
Other Federal Funds

Box Elder County

The Wasatch Front Regional Council (WFRC) is responsible for coordinating the transportation planning process in the Salt Lake/ West Valley and the Ogden/ Layton urbanized areas as the designated Metropolitan Planning Organization (MPO).

Only the projects within the urbanized boundaries of the Ogden/ Layton area (Brigham City, Perry, and Willard) are actually part of the WFRC 2023-2028 Transportation Improvement Program (TIP). All other projects in the Box Elder County section of this table are listed for reference only.





DRAFT

DRAFT STIP approved for Public Comment

UDOT electronic Program Management Statewide Transportation Improvement Program



STIP 2023-2028

epm345_stip_report (Rev 2179)

Report Run on: Aug 30, 2022, 09:03 A.M.

Region	PIN	Status	Project No.	Rt.	Beg	Len	PIN Description / Project Location				Concept Description			State	Other
		Fund	Prior		2023		2024	2025	2026		CD	Total	Fed Aid		
Box Elder County Projects															
BOX EL	19478	Scoping	F-R199(320)6	30	6		Grouse Creek Bridge Replacement (0C 459)					New Bridge/Bridge Replacement			
		To Be Adv Dt: 12/04/23					SR-30; MP 6.04 - 6.22								
Project Type:		Structures					2nd Concepts:								
		NHPP_BR			\$0	\$800,000	\$3,200,000	\$0	\$0		\$0	\$4,000,000	\$3,729,200	\$270,800	\$0
		STP_COVID_ST			\$750,000	\$250,000	\$0	\$0	\$0		\$0	\$1,000,000	\$1,000,000	\$0	\$0
		Total			\$750,000	\$1,050,000	\$3,200,000	\$0	\$0		\$0	\$5,000,000	\$4,729,200	\$270,800	\$0
BOX EL	15677	Scoping	F-0089(456)423	89	423	9	US-89; SR-126 to Perry					High Volume			
		To Be Adv Dt: 01/03/23					US-89; MP 423.31 - 432.52								
Project Type:		Pavement Reconstruction					2nd Concepts:								
		NHPP_NHS			\$9,220,000	\$40,280,000	\$0	\$0	\$0		\$0	\$49,500,000	\$46,148,850	\$3,351,150	\$0
		ST_TRANS_SOL			\$0	\$4,500,000	\$0	\$0	\$0		\$0	\$4,500,000	\$0	\$4,500,000	\$0
		Total			\$9,220,000	\$44,780,000	\$0	\$0	\$0		\$0	\$54,000,000	\$46,148,850	\$7,851,150	\$0
BOX EL	19474	STIP	F-R199(318)1	1064	1		Snowville Deep Creek Bridge Replacement (003004D)					New Bridge/Bridge Replacement			
		To Be Adv Dt:					Cnty:FA-1064; MP 1.48 - 1.73								
Project Type:		Structures					2nd Concepts:								
		STP_BRIDGE			\$0	\$0	\$3,100,000	\$0	\$0		\$0	\$3,100,000	\$2,890,130	\$0	\$209,870
BOX EL	16938	STIP	F-1098(2)1	1098	1		1200 West Box Elder Creek Bridge at 600 North					New Bridge/Bridge Replacement			
		To Be Adv Dt:					Cnty:FA-1098; MP .81 - .81								
Project Type:		Structures					2nd Concepts:								
		LOCAL_GOV			\$0	\$0	\$53,000	\$0	\$0		\$0	\$53,000	\$0	\$0	\$53,000
		STP_URB_O/L			\$0	\$848,500	\$848,500	\$0	\$0		\$0	\$1,697,000	\$1,582,113	\$0	\$114,887
		Total			\$0	\$848,500	\$901,500	\$0	\$0		\$0	\$1,750,000	\$1,582,113	\$0	\$167,887
BOX EL	19475	STIP	F-R199(319)5	1122	5		Elwood Malad River Bridge Replacement (003040C)					New Bridge/Bridge Replacement			
		To Be Adv Dt:					Cnty:FA-1122; MP 5.21 - 5.39								
Project Type:		Structures					2nd Concepts:								
		STP_BRIDGE			\$0	\$0	\$710,000	\$0	\$0		\$0	\$710,000	\$661,933	\$0	\$48,067
BOX EL	18257	Scoping	F-I84-4(7)0		MULT		Bridge Replacement & Rehabilitation near Tremonton					Replacement and Rehabilitation - Structure			
		To Be Adv Dt: 02/14/23					POCATELLO/VALLEY - OVERPASS; MP .00 - .25 & BOTHWELL INT. - OVERPASS; MP .00 - .12 & SR-102; MP 14.00 - 14.49								
Project Type:		Structures					2nd Concepts:								
		NHPP_BR			\$0	\$2,000,000	\$16,500,000	\$0	\$0		\$0	\$18,500,000	\$17,247,550	\$1,252,450	\$0
BOX EL	13932	Scoping	F-LC03(22)		OTHER		750 North 200 West, Willard City					Intersection Modification			
		Will Not Adv					750 North 200 West, Willard City, Utah								
Project Type:		Roadway					2nd Concepts:								
		CMAQ_BOX_ELD			\$0	\$91,172	\$0	\$0	\$0		\$0	\$91,172	\$85,000	\$0	\$6,172



DRAFT

DRAFT STIP approved for Public Comment

UDOT electronic Program Management Statewide Transportation Improvement Program



STIP 2023-2028

Report Run on: Aug 30, 2022, 09:03 A.M.

epm345_stip_report (Rev 2179)

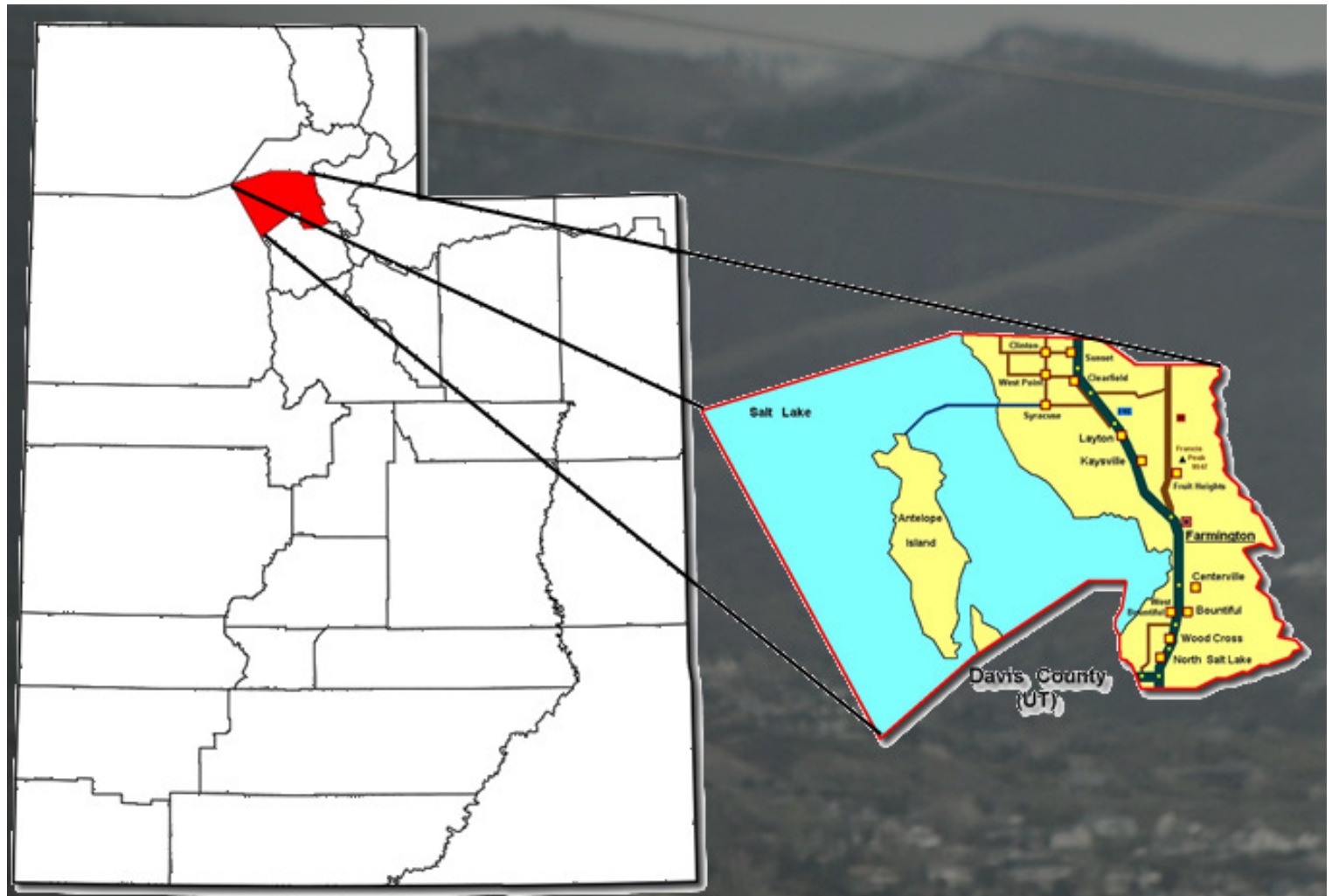
Region	PIN	Status	Project No.	Rt. Beg Len	PIN Description / Project Location				Concept Description			State	Other
		Fund	Prior	2023	2024	2025	2026	CD	Total	Fed Aid			
Box Elder County Projects													
BOX EL	14841	Scoping	S-LC03(25)	OTHER	1200 West; 3600 S. to S. Perry Boundry Extension 1200 West; 3600 South to Southern Perry Boundary				TIF - Transportation Investment Fund				
		Will Not Adv											
Project Type:		Capacity			2nd Concepts: New Capacity								
		LOCAL_MATCH		\$0	\$0	\$0	\$0	\$0	\$0	\$0	\$0	\$0	\$0
		L_PASS_MATCH		\$0	\$207,915	\$0	\$0	\$0	\$0	\$207,915	\$0	\$0	\$207,915
		STP_URB_O/L		\$0	\$0	\$0	\$0	\$0	\$0	\$0	\$0	\$0	\$0
		ST_TIF		\$0	\$0	\$0	\$0	\$0	\$0	\$0	\$0	\$0	\$0
		ST_TIF_EXCH		\$1,875,028	\$204,121	\$0	\$0	\$0	\$0	\$2,079,148	\$0	\$2,079,148	\$0
		Total		\$1,875,028	\$412,035	\$0	\$0	\$0	\$0	\$2,287,063	\$0	\$2,079,148	\$207,915
BOX EL	14848	Scoping	F-LC03(26)	OTHER	1200 W; 2250 S. to 775 W., Bike Trail, Perry 1200 West, 2250 South to 775 West				Pedestrian/Bike facility				
		To Be Adv Dt: 05/18/22											
Project Type:		Roadway			2nd Concepts:								
		CMAQ_BOX_ELD		\$10,726	\$651,274	\$0	\$0	\$0	\$0	\$662,000	\$617,183	\$0	\$44,817
		LOCAL_GOV'T		\$0	\$33,000	\$0	\$0	\$0	\$0	\$33,000	\$0	\$0	\$33,000
		Total		\$10,726	\$684,274	\$0	\$0	\$0	\$0	\$695,000	\$617,183	\$0	\$77,817
BOX EL	19681	STIP	F-R199(328)	OTHER	Brigham City Park n Ride Lot 1100 So (HWY 91) Brigham City Park n Ride Lot - approx 1100 West on 1100 South (Hwy 91)				UTA/Transit				
		To Be Adv Dt:											
Project Type:		Other			2nd Concepts:								
		CMAQ_WFRC		\$0	\$0	\$0	\$0	\$1,581,929	\$1,581,929	\$1,474,832	\$0	\$0	\$107,097
BOX EL	20306	Funding	NEWPROJ(20306)	OTHER	1200\ 1100 West; 1100 South to 1600 South, Perry Project will extend 1100 West from 1100 South intersection to Perry's 1200 West Corridor				Intersection Modification				
		To Be Adv Dt:											
Project Type:		Roadway			2nd Concepts:								
		NEW LOCAL_GOV'T		\$0	\$0	\$0	\$0	\$2,037,600	\$2,037,600	\$0	\$0	\$0	\$2,037,600
		STP_URB_O/L		\$0	\$0	\$0	\$0	\$2,964,500	\$2,964,500	\$2,763,803	\$0	\$0	\$200,697
		Total		\$0	\$0	\$0	\$0	\$5,002,100	\$5,002,100	\$2,763,803	\$0	\$0	\$2,238,297
BOX EL	20336	Funding	NEWPROJ(20336)	OTHER	Utha Idaho Central Railroad - Trail Design Utah Idaho Central (UIC) Railroad Corridor - Multi-Use Trail Design; 8700 South (Box Elder County) to Willard City Boundary				Pedestrian/Bike facility				
		To Be Adv Dt:											
Project Type:		Roadway			2nd Concepts:								
		NEW TAP_URB_O/L		\$0	\$0	\$200,000	\$0	\$0	\$0	\$200,000	\$186,460	\$0	\$13,540
BOX EL	19557	STIP	UT-FTBR-PA-WIBA(1)		WILLARD BAY WEST ACCESS ROAD PHASE I - STUDY WILLARD BAY WEST ACCESS ROAD PHASE I - UT FTBR PA WIBA(1)				Federal Lands Access Program				
		To Be Adv Dt:											
Project Type:		Federal Lands Access Program			2nd Concepts:								
		FLHP		\$0	\$100	\$0	\$0	\$0	\$0	\$100	\$100	\$0	\$0
BOX EL	19563	STIP	UT-FTFW-BERI(10)1		Auto Tour Route - UT FTFW BERI 10(1) Auto Tour Route - Rehabilitate Auto Tour Route 10				Federal Lands Access Program				
		To Be Adv Dt:											
Project Type:		Federal Lands Access Program			2nd Concepts:								
		FLHP		\$0	\$0	\$1,300,000	\$0	\$0	\$0	\$1,300,000	\$1,300,000	\$0	\$0

Davis County

The Wasatch Front Regional Council (WFRC) is responsible for coordinating the transportation planning process in the Salt Lake/ West Valley and the Ogden/ Layton urbanized areas as the designated Metropolitan Planning Organization (MPO).

The Cities of Davis County include;

Bountiful
Centerville
Clearfield
Clinton
Farmington
Fruit Heights
Kaysville
Layton
North Salt Lake
South Weber
Sunset
Syracuse
West Bountiful
West Point
Woods Cross





DRAFT

DRAFT STIP approved for Public Comment

UDOT electronic Program Management Statewide Transportation Improvement Program



STIP 2023-2028

Report Run on: Aug 30, 2022, 09:03 A.M.

epm345_stip_report (Rev 2179)

Region	PIN	Status	Project No.	Rt.	Beg	Len	PIN Description / Project Location				Concept Description				
		Fund	Prior		2023		2024	2025	2026		CD	Total	Fed Aid	State	Other
Davis County Projects															
DAVIS	17812	Scoping Will Not Adv	S-I15-7(361)313	15	313	24	I-15 Ramp Destination Sensors in Davis County I-15; MP 313.00 - 337.00				Local/MPO/Other Agency Pass-Through				
Project Type:		Other					2nd Concepts:								
		LOCAL_GOV'T		\$0	\$250,000		\$0	\$0	\$0	\$0	\$0	\$250,000	\$0	\$0	\$250,000
DAVIS	15022	Scoping Will Not Adv	S-0037(13)	37		2	SR-37; Corridor Preservation SR-37; MP .00 - 2.00				Corridor Preservation				
Project Type:		Other					2nd Concepts:								
		ST_CORR_PRES		\$5,463,831	\$977,796		\$0	\$0	\$0	\$0	\$0	\$6,441,627	\$0	\$6,441,627	\$0
DAVIS	20465	STIP To Be Adv Dt:	S-0037(21)0	37		2	SR-37; SR-108 to 250 W. Reconstruct & Widening SR-37; MP .00 - 2.00				Widen Existing Facility				
Project Type:		Capacity					2nd Concepts:								
		ST_TIF		\$0	\$0		\$0	\$0	\$50,000,000	\$60,000,000	\$110,000,000	\$0	\$110,000,000	\$0	
DAVIS	13363	Undr Const Will Not Adv	S-R199(190)	68	66		FY2015 Region One TAP, North Salt Lake SR-68; MP 65.62 - 65.82				Trails				
Project Type:		Enhancement					2nd Concepts:								
		LOCAL_GOV'T		\$0	\$0		\$0	\$0	\$0	\$0	\$0	\$0	\$0	\$0	\$0
		L_PASS_MATCH		\$0	\$34,250		\$0	\$0	\$0	\$0	\$0	\$34,250	\$0	\$0	\$34,250
		ST_PVMT		\$98,750	\$0		\$0	\$0	\$0	\$0	\$0	\$98,750	\$0	\$98,750	\$0
		Total		\$98,750	\$34,250		\$0	\$0	\$0	\$0	\$0	\$133,000	\$0	\$98,750	\$34,250
DAVIS	17864	Advertised Adv Dt: 08/20/22	F-0068(127)64	68	64	1	Redwood Road Westside Path Connections SR-68; MP 64.37 - 65.74				Safe Sidewalk				
Project Type:		Traffic and Safety					2nd Concepts:								
		LOCAL_GOV'T		\$0	\$102,240		\$0	\$0	\$0	\$0	\$0	\$102,240	\$0	\$0	\$102,240
		ST_CONT_R1		\$0	\$75,000		\$0	\$0	\$0	\$0	\$0	\$75,000	\$0	\$75,000	\$0
		TAP_URB_O/L		\$215,167	\$0		\$0	\$0	\$0	\$0	\$0	\$215,167	\$200,600	\$0	\$14,567
		TAP_URB_WFRC		\$0	\$0		\$0	\$0	\$0	\$0	\$0	\$0	\$0	\$0	\$0
		Total		\$215,167	\$177,240		\$0	\$0	\$0	\$0	\$0	\$392,407	\$200,600	\$75,000	\$116,807
DAVIS	20328	Funding To Be Adv Dt:	NEWPROJ(20328)	68	65	1	Redwood Road Missing Sidewalks; 75 No to 965 No SR-68; MP 64.64 - 65.61				Pedestrian/Bike facility				
Project Type:		Roadway					2nd Concepts:								
NEW		LOCAL_GOV'T		\$0	\$0		\$40,202	\$0	\$0	\$0	\$0	\$40,202	\$0	\$0	\$40,202
		TAP_URB_O/L		\$0	\$0		\$243,098	\$0	\$0	\$0	\$0	\$243,098	\$226,640	\$0	\$16,458
		Total		\$0	\$0		\$283,300	\$0	\$0	\$0	\$0	\$283,300	\$226,640	\$0	\$56,660



DRAFT

DRAFT STIP approved for Public Comment

UDOT electronic Program Management Statewide Transportation Improvement Program



STIP 2023-2028

Report Run on: Aug 30, 2022, 09:03 A.M.

epm345_stip_report (Rev 2179)

Region	PIN	Status	Project No.	Rt.	Beg Len	PIN Description / Project Location				Concept Description				
		Fund	Prior		2023	2024	2025	2026	CD	Total	Fed Aid	State	Other	
Davis County Projects														
DAVIS	13480	Scoping	S-R199(198)	89	399	US-89; Nicholls Rd Grade Separation, Frontage Rds.				New Capacity				
		Will Not Adv					US-89; MP 398.60 - 398.80 & US-89; Mutton Hollow to Oak Hills, East and West side Frontage Roads							
		Project Type:	Capacity				2nd Concepts: New Capacity							
		ST_CONCPT_D1	\$34,668	\$17,460	\$0	\$0	\$0	\$0	\$52,128	\$0	\$52,128	\$0		
		ST_TIF	\$953,277	\$0	\$0	\$0	\$0	\$0	\$953,277	\$0	\$953,277	\$0		
		Total	\$987,945	\$17,460	\$0	\$0	\$0	\$0	\$0	\$1,005,405	\$0	\$1,005,405	\$0	
DAVIS	10021	Scoping	F-LC11(48)	89	400	Fruit Heights / Kaysville 400/200 North				UTA/Transit				
		Will Not Adv					US-89; MP 399.70 - 399.80							
		Project Type:	Other				2nd Concepts:							
		CMAQ_WFRC	\$0	\$0	\$0	\$1,322,536	\$0	\$0	\$0	\$1,322,536	\$1,233,000	\$0	\$89,536	
DAVIS	13120	STIP	F-LC11(59)	89	399	Nicholls Road / US-89 Grade Searation				PE				
		To Be Adv Dt: 09/06/16					US-89; MP 398.50 - 398.90							
		Project Type:	Roadway				2nd Concepts:							
		STP_URB_O/L	\$0	\$0	\$0	\$0	\$0	\$0	\$1,081,100	\$1,081,100	\$1,007,910	\$0	\$73,190	
DAVIS	18835	Scoping	F-0089(537)402	89	402	East/ West Kay's Creek Trail Connections				Transportation Alternatives				
		To Be Adv Dt: 11/16/22					US-89; MP 401.91 - 402.16							
		Project Type:	Other				2nd Concepts:							
		LOCAL_GOV	\$0	\$366,549	\$0	\$0	\$0	\$0	\$366,549	\$0	\$0	\$366,549		
		TAP_URB_O/L	\$79,050	\$344,902	\$0	\$0	\$0	\$0	\$423,952	\$395,250	\$0	\$28,702		
		Total	\$79,050	\$711,450	\$0	\$0	\$0	\$0	\$0	\$790,500	\$395,250	\$0	\$395,250	
DAVIS	15917	Scoping	F-0105(8)1	105	1	Parrish Ln Intersections at 400 W & Marketplace Dr				Intersection Improvements				
		To Be Adv Dt: 06/02/23					SR-105; MP .78 - .78							
		Project Type:	Traffic and Safety				2nd Concepts:							
		CMAQ_PM2.5	\$321,785	\$750,831	\$836,684	\$0	\$0	\$0	\$1,909,300	\$1,780,040	\$0	\$129,260		
		CMAQ_WFRC	\$1,433,215	\$68,447	\$0	\$0	\$0	\$0	\$1,501,663	\$1,400,000	\$0	\$101,663		
		LOCAL_GOV	\$0	\$0	\$0	\$256,137	\$0	\$0	\$256,137	\$0	\$0	\$256,137		
		Total	\$1,755,000	\$819,279	\$836,684	\$256,137	\$0	\$0	\$0	\$3,667,100	\$3,180,040	\$0	\$487,060	
DAVIS	16933	Scoping	F-0106(21)8	106	8	1	Main Street (SR-106); Park Lane to Shepard Lane				Reconstruct & Widening			
		To Be Adv Dt: 11/22/23					SR-106; MP 8.30 - 9.05							
		Project Type:	Roadway				2nd Concepts:							
		LOCAL_GOV	\$0	\$0	\$0	\$84,200	\$0	\$0	\$84,200	\$0	\$0	\$84,200		
		STP_URB_O/L	\$10,000	\$983,200	\$993,200	\$2,202,800	\$0	\$0	\$4,189,200	\$3,905,591	\$0	\$283,609		
		Total	\$10,000	\$983,200	\$993,200	\$2,287,000	\$0	\$0	\$0	\$4,273,400	\$3,905,591	\$0	\$367,809	



DRAFT

DRAFT STIP approved for Public Comment

UDOT electronic Program Management Statewide Transportation Improvement Program



STIP 2023-2028

Report Run on: Aug 30, 2022, 09:03 A.M.

epm345_stip_report (Rev 2179)

Region	PIN	Status	Project No.	Rt.	Beg	Len	PIN Description / Project Location				Concept Description				
		Fund	Prior		2023		2024	2025	2026	CD	Total	Fed Aid	State	Other	
Davis County Projects															
DAVIS	19605	STIP	F-0107(16)0		107	1	300 North; 3000 West to 4000 West - Reconstruction				Reconstruct & Widening				
		To Be Adv Dt:					SR-107; MP .49 - 1.50								
Project Type:		Roadway						2nd Concepts:							
		LOCAL_GOV			\$0		\$0		\$0		\$1,072,616	\$1,072,616	\$0	\$1,072,616	
		STP_URB_O/L			\$0		\$0		\$0		\$2,835,184	\$2,835,184	\$2,643,242	\$191,942	
		Total			\$0		\$0		\$0		\$3,907,800	\$3,907,800	\$2,643,242	\$1,264,558	
DAVIS	15680	Active	S-0108(36)6		108	6	2 SR-108; 300 North to 1800 North				Widen Existing Facility				
		To Be Adv Dt:	04/11/23				SR-108; MP 6.00 - 7.51								
Project Type:		Capacity						2nd Concepts:							
		ST_TIF			\$9,221,268		\$31,387,686		\$19,391,046		\$0	\$60,000,000	\$0	\$60,000,000	
DAVIS	19855	Active	S-0193(26)0		193		SR-193 Extension; SR-110 to SR-177				New Capacity				
		To Be Adv Dt:	09/16/22				SR-193; MP .00 - .10								
Project Type:		Capacity						2nd Concepts:							
		ST_TIF			\$10,000,000		\$0		\$0		\$0	\$10,000,000	\$0	\$10,000,000	
DAVIS	19682	Scoping	F-0273(12)3		273	3	200 No/ I-15 Interchange Left Turn Lanes (NB & SB)				Intersection Modification				
		To Be Adv Dt:	02/01/23				SR-273; MP 2.90 - 3.02								
Project Type:		Roadway						2nd Concepts:							
		CMAQ_WFRC			\$106,000		\$800,360		\$0		\$0	\$906,360	\$844,999	\$61,361	
		STP_URB_O/L			\$0		\$226,000		\$0		\$0	\$226,000	\$210,700	\$15,300	
		Total			\$106,000		\$1,026,360		\$0		\$0	\$1,132,360	\$1,055,699	\$76,661	
DAVIS	18813	STIP	F-1384(1)1		1384	1	1 Main St Sidewalk; I-15 to Pacific Avenue				Transportation Alternatives				
		To Be Adv Dt:					Cnty:FA-1384; MP .80 - 1.31								
Project Type:		Other						2nd Concepts:							
		LOCAL_GOV			\$0		\$0		\$0		\$71,606	\$71,606	\$0	\$71,606	
		STP_URB_O/L			\$0		\$0		\$0		\$294,594	\$294,594	\$274,650	\$19,944	
		Total			\$0		\$0		\$0		\$366,200	\$366,200	\$274,650	\$91,550	
DAVIS	19623	STIP	F-1384(2)1		1384	1	NSL - Main Street; Pacific Avenue to 1001 North				Reconstruct & Widening				
		To Be Adv Dt:					Cnty:FA-1384; MP 1.09 - 1.56								
Project Type:		Roadway						2nd Concepts:							
		LOCAL_GOV			\$0		\$0		\$0		\$883,093	\$883,093	\$0	\$883,093	
		STP_URB_O/L			\$0		\$0		\$0		\$2,720,907	\$2,720,907	\$2,536,702	\$184,205	
		Total			\$0		\$0		\$0		\$3,604,000	\$3,604,000	\$2,536,702	\$1,067,298	



DRAFT

DRAFT STIP approved for Public Comment

UDOT electronic Program Management Statewide Transportation Improvement Program



STIP 2023-2028

epm345_stip_report (Rev 2179)

Report Run on: Aug 30, 2022, 09:03 A.M.

Region	PIN	Status	Project No.	Rt.	Beg	Len	PIN Description / Project Location				Concept Description			State	Other
		Fund	Prior		2023		2024	2025	2026		CD	Total	Fed Aid		
Davis County Projects															
DAVIS	20302	Funding	NEWPROJ(20302)	1384	2		1100 West; 2185 South to 1100 North (2600 South)					Reconstruct no widening			
		To Be Adv Dt:					Cnty:FA-1384; MP 1.57 - 1.97								
Project Type:		Roadway					2nd Concepts:								
NEW		LOCAL_GOV													
		STP_URB_O/L													
		Total													
DAVIS	19624	STIP	F-1388(1)4	1388	4		Centerville - 400 East; Pages Lane to Porter Lane					Reconstruct no widening			
		To Be Adv Dt:					Cnty:FA-1388; MP 3.91 - 4.37								
Project Type:		Roadway					2nd Concepts:								
		LOCAL_GOV													
		STP_URB_O/L													
		Total													
DAVIS	20304	Funding	NEWPROJ(20304)	1388	4		400 East - 100 South to Porter Lane (400 South)					Reconstruct no widening			
		To Be Adv Dt:					Cnty:FA-1388; MP 4.36 - 4.59								
Project Type:		Roadway					2nd Concepts:								
NEW		LOCAL_GOV													
		STP_URB_O/L													
		Total													
DAVIS	19625	STIP	F-1450(0)0	1450			1 Mutton Hollow; Main Street to Fairfield Road					Intersection Modification			
		To Be Adv Dt:					Cnty:FA-1450; MP .00 - .78								
Project Type:		Roadway					2nd Concepts:								
		LOCAL_GOV													
		STP_URB_O/L													
		Total													
DAVIS	16953	Undr Const	F-1454(1)1	1454	1		State Street and 400 West Ped Crossing and Signal					Pedestrian/Bike facility			
		Adv Dt:	04/24/21				Cnty:FA-1454; MP .81 - .84								
Project Type:		Roadway					2nd Concepts:								
		LOCAL_GOV													
		TAP_URB_O/L													
		TAP_URB_WFRC													
		Total													
DAVIS	19627	STIP	F-1458(1)0	1458			Gentile Street SRTS; 3475 W - 3200 W					Pedestrian/Bicycle Safety			
		To Be Adv Dt:					Cnty:FA-1458; MP .48 - .76								
Project Type:		Traffic and Safety					2nd Concepts:								
		LOCAL_GOV													
		STP_URB_O/L													
		Total													



DRAFT

DRAFT STIP approved for Public Comment

UDOT electronic Program Management Statewide Transportation Improvement Program



STIP 2023-2028

epm345_stip_report (Rev 2179)

Report Run on: Aug 30, 2022, 09:03 A.M.

Region	PIN	Status	Project No.	Rt.	Beg	Len	PIN Description / Project Location				Concept Description					
		Fund	Prior		2023		2024	2025	2026		CD	Total	Fed Aid	State	Other	
Davis County Projects																
DAVIS	20326	Funding	NEWPROJ(20326)	1466	1		3200 West Safe Route to School				Pedestrian/Bike facility					
		To Be Adv Dt:					Cnty:FA-1466; MP .50 - .66									
Project Type:		Roadway						2nd Concepts:								
NEW		LOCAL_GOV					\$0	\$0	\$79,104	\$0	\$0	\$0	\$79,104	\$0	\$0	\$79,104
		TAP_URB_O/L					\$0	\$0	\$87,096	\$0	\$0	\$0	\$87,096	\$81,200	\$0	\$5,896
		Total					\$0	\$0	\$166,200	\$0	\$0	\$0	\$166,200	\$81,200	\$0	\$85,000
DAVIS	18810	STIP	F-1489(1)0	1489	1		300 North; 2000 West to 3000 West				Reconstruct & Widening					
		To Be Adv Dt:					Cnty:FA-1489; MP .00 - 1.01									
Project Type:		Pavement Reconstruction						2nd Concepts:								
		LOCAL_GOV					\$0	\$0	\$0	\$0	\$0	\$115,000	\$115,000	\$0	\$0	\$115,000
		STP_URB_O/L					\$0	\$0	\$0	\$0	\$0	\$3,197,700	\$3,197,700	\$2,981,216	\$0	\$216,484
		Total					\$0	\$0	\$0	\$0	\$0	\$3,312,700	\$3,312,700	\$2,981,216	\$0	\$331,484
DAVIS	15899	Undr Const	S-1492(1)2	1492	2	1	800 North; 2000 W to 3000 W, Clinton/ West Point				Reconstruct & Widening					
		Will Not Adv					Cnty:FA-1492; MP 1.51 - 2.51									
Project Type:		Roadway						2nd Concepts:								
		LOCAL_GOV					\$0	\$1,356,352	\$0	\$0	\$0	\$0	\$1,356,352	\$0	\$0	\$1,356,352
		LOCAL_MATCH					\$0	\$0	\$0	\$0	\$0	\$0	\$0	\$0	\$0	\$0
		L_PASS_MATCH					\$0	\$236,695	\$0	\$0	\$0	\$0	\$236,695	\$0	\$0	\$236,695
		STP_URB_O/L					\$0	\$0	\$0	\$0	\$0	\$0	\$0	\$0	\$0	\$0
		ST_TIF					\$0	\$0	\$0	\$0	\$0	\$0	\$0	\$0	\$0	\$0
		ST_TIF_EXCH					\$2,366,952	\$0	\$0	\$0	\$0	\$0	\$2,366,952	\$0	\$2,366,952	\$0
		Total					\$2,366,952	\$1,593,047	\$0	\$0	\$0	\$0	\$3,959,999	\$0	\$2,366,952	\$1,593,047
DAVIS	17848	STIP	F-1504(1)3	1504	3		1500 West & 1300 North Round-a-bout				Intersection Modification					
		To Be Adv Dt:					Cnty:FA-1504; MP 3.01 - 3.01									
Project Type:		Roadway						2nd Concepts:								
		CMAQ_WFRC					\$0	\$0	\$0	\$911,724	\$0	\$0	\$911,724	\$850,000	\$0	\$61,724
		LOCAL_GOV					\$0	\$0	\$0	\$1,278,376	\$0	\$0	\$1,278,376	\$0	\$0	\$1,278,376
		Total					\$0	\$0	\$0	\$2,190,100	\$0	\$0	\$2,190,100	\$850,000	\$0	\$1,340,100
DAVIS	17365	Active	F-I84-5(50)1	1508	1		Adams Ave over I-84 Deck Replacement (0C 644)				Deck Repair/Replacement					
		To Be Adv Dt:	10/26/22				Cnty:FA-1508; MP .60 - .82									
Project Type:		Structures						2nd Concepts:								
		STP_BRIDGE					\$699,359	\$5,400,641	\$0	\$0	\$0	\$0	\$6,100,000	\$5,687,030	\$412,970	\$0



DRAFT

DRAFT STIP approved for Public Comment

UDOT electronic Program Management Statewide Transportation Improvement Program



STIP 2023-2028

Report Run on: Aug 30, 2022, 09:03 A.M.

epm345_stip_report (Rev 2179)

Region	PIN	Status	Project No.	Rt. Beg Len	PIN Description / Project Location			Concept Description				
		Fund	Prior	2023	2024	2025	2026	CD	Total	Fed Aid	State	Other
Davis County Projects												
DAVIS	11268	Undr Const	S-R199(229)	MULT	SR-177, West Davis Hwy; I-15 & SR-67 to SR-193			New Capacity				
		Adv Dt:	04/16/20		SR-177; MP 0.00 to 15.54							
Project Type:		Capacity		2nd Concepts:								
		L_BETTERMENT	\$3,548,663	\$0	\$0	\$0	\$0	\$0	\$3,548,663	\$0	\$0	\$3,548,663
		ST_CONST	\$40,000,000	\$0	\$0	\$0	\$0	\$0	\$40,000,000	\$0	\$40,000,000	\$0
		ST_TIF	\$461,479,841	\$210,750,000	\$15,415,159	\$0	\$0	\$0	\$687,645,000	\$0	\$687,645,000	\$0
		Total	\$505,028,504	\$210,750,000	\$15,415,159	\$0	\$0	\$0	\$731,193,663	\$0	\$727,645,000	\$3,548,663
DAVIS	15682	Scoping	S-I15-8(157)336	MULT	I-15; 1800 North Interchange			New Interchange on Existing Freeway				
		To Be Adv Dt:	03/26/25		I-15; MP 336.40 - 337.40 & I-15; MP 336.40 - 337.40 & SR-37; MP .00 - 2.00 & To add the map for the widening of roadway on sr-37							
Project Type:		Capacity		2nd Concepts:								
		ST_TIF	\$5,185,537	\$84,814,463	\$0	\$0	\$0	\$0	\$90,000,000	\$0	\$90,000,000	\$0
DAVIS	15684	Active	S-I15-7(340)325	MULT	I-15; Shepard Ln Intchg & Ped Overpass			New Interchange on Existing Freeway				
		To Be Adv Dt:	06/08/23		I-15; MP 323.00 - 328.00 & I-15; MP 323.00 - 328.00							
Project Type:		Capacity		2nd Concepts: Pedestrian/Bike facility								
		ST_TIF	\$13,058,798	\$4,098,456	\$29,842,746	\$62,000,000	\$0	\$0	\$109,000,000	\$0	\$109,000,000	\$0
DAVIS	14843	Undr Const	F-LC11(68)	MULT	500 West; 2000 S. to D St., Extension, Clearfield			New Capacity				
		Adv Dt:	10/02/21		500 West; 2000 South to SR-108							
Project Type:		Capacity		2nd Concepts: New Capacity								
		LOCAL_GOV	\$485,350	\$510,607	\$0	\$0	\$0	\$0	\$995,957	\$0	\$0	\$995,957
		LOCAL_MATCH	\$94,401	\$0	\$0	\$0	\$0	\$0	\$94,401	\$0	\$0	\$94,401
		STP_COVID_OL	\$1,300,000	\$0	\$0	\$0	\$0	\$0	\$1,300,000	\$1,300,000	\$0	\$0
		STP_URB_O/L	\$4,357,642	\$0	\$0	\$0	\$0	\$0	\$4,357,642	\$4,062,630	\$0	\$295,012
		Total	\$6,237,394	\$510,607	\$0	\$0	\$0	\$0	\$6,748,000	\$5,362,630	\$0	\$1,385,370
DAVIS	20300	Funding	NEWPROJ(20300)	MULT	1300 North and 1500 West Improvements			Reconstruct & Widening				
		To Be Adv Dt:			1300 North from 1285 W to 1500 W, and 1500 West from 1230 N to 1750 N							
Project Type:		Pavement Reconstruction		2nd Concepts:								
NEW		LOCAL_GOV	\$0	\$0	\$0	\$0	\$0	\$1,731,268	\$1,731,268	\$0	\$0	\$1,731,268
		TAP_URB_O/L	\$0	\$0	\$0	\$0	\$0	\$2,145,232	\$2,145,232	\$2,000,000	\$0	\$145,232
		Total	\$0	\$0	\$0	\$0	\$0	\$3,876,500	\$3,876,500	\$2,000,000	\$0	\$1,876,500
DAVIS	20320	Funding	NEWPROJ(20320)	MULT	4500 West & 300 North Round-about			Intersection Modification				
		To Be Adv Dt:			SR-107; MP .00 - .00 & SR-107; MP .00 - .00							
Project Type:		Roadway		2nd Concepts:								
NEW		CMAQ_WFRC	\$0	\$0	\$0	\$0	\$0	\$1,357,000	\$1,357,000	\$1,265,131	\$0	\$91,869



DRAFT

DRAFT STIP approved for Public Comment

UDOT electronic Program Management Statewide Transportation Improvement Program



STIP 2023-2028

Report Run on: Aug 30, 2022, 09:03 A.M.

epm345_stip_report (Rev 2179)

Region	PIN	Status	Project No.	Rt. Beg Len	PIN Description / Project Location				Concept Description				
		Fund	Prior	2023	2024	2025	2026	CD	Total	Fed Aid	State	Other	
Davis County Projects													
DAVIS	20335	Funding	NEWPROJ(20335)	MULT	Parrish Lane/ Legacy Trail Connection				Pedestrian/Bike facility				
Project Type:		To Be Adv Dt: Roadway			SR-105; MP .00 - .18								
NEW		LOCAL_GOV		\$0	\$0	\$231,846	\$0	\$0	\$0	\$231,846	\$0	\$231,846	
		TAP_URB_O/L		\$0	\$0	\$268,154	\$0	\$0	\$0	\$268,154	\$250,000	\$18,154	
		Total		\$0	\$0	\$500,000	\$0	\$0	\$0	\$500,000	\$250,000	\$250,000	
DAVIS	16935	Scoping	S-LC11(74)	OTHER	WDC Connector; West Davis to Shepard Ln & I-15				New Capacity				
Project Type:		Will Not Adv Capacity			A new road connecting the proposed Shepard Lane interchange on I-15 to the West Davis Corridor and Sunset Drive								
		LOCAL_GOV		\$0	\$365,500	\$0	\$0	\$0	\$0	\$365,500	\$0	\$365,500	
		STP_URB_O/L		\$0	\$0	\$0	\$0	\$0	\$0	\$0	\$0	\$0	
		ST_PVMT		\$0	\$3,289,500	\$0	\$0	\$0	\$0	\$3,289,500	\$0	\$3,289,500	
		Total		\$0	\$3,655,000	\$0	\$0	\$0	\$0	\$3,655,000	\$0	\$3,289,500	
DAVIS	7176	Scoping	S-0067(14)0	OTHER	West Davis Corridor EIS				Document EA/EIS				
Project Type:		Will Not Adv Environmental			West Davis Corridor								
		ST_APPROP		\$753,073	\$0	\$0	\$0	\$0	\$0	\$753,073	\$0	\$753,073	
		ST_GF_CHN		\$9,453,585	\$0	\$0	\$0	\$0	\$0	\$9,453,585	\$0	\$9,453,585	
		ST_TIF		\$1,413,400	\$383,527	\$0	\$0	\$0	\$0	\$1,796,927	\$0	\$1,796,927	
		ST_TIF_SB229		\$5,000,000	\$0	\$0	\$0	\$0	\$0	\$5,000,000	\$0	\$5,000,000	
		Total		\$16,620,058	\$383,527	\$0	\$0	\$0	\$0	\$17,003,585	\$0	\$17,003,585	
DAVIS	7318	Active	S-R199(50)	OTHER	West Davis Corridor Preservation								
Project Type:		Will Not Adv Not Applicable			West Davis Corridor								
		L_CORR_DAVIS		\$12,861,887	\$2,753,565	\$0	\$0	\$0	\$0	\$15,615,452	\$0	\$15,615,452	
		L_CORR_MATCH		\$2,844,501	\$0	\$0	\$0	\$0	\$0	\$2,844,501	\$0	\$2,844,501	
		Total		\$15,706,388	\$2,753,565	\$0	\$0	\$0	\$0	\$18,459,953	\$0	\$18,459,953	
DAVIS	14849	Undr Const	F-LC11(73)	OTHER	2000 West & 1300 North Intersection, Clinton				Intersection Modification				
Project Type:		Adv Dt: 01/23/21 Roadway			2000 West & 1300 North, Clinton								
		CMAQ_WFRC		\$1,039,984	\$0	\$0	\$0	\$0	\$0	\$1,039,984	\$969,577	\$70,407	
		LOCAL_GOV		\$244,480	\$67,036	\$0	\$0	\$0	\$0	\$311,516	\$0	\$311,516	
		Total		\$1,284,464	\$67,036	\$0	\$0	\$0	\$0	\$1,351,500	\$969,577	\$381,923	



DRAFT

DRAFT STIP approved for Public Comment

UDOT electronic Program Management Statewide Transportation Improvement Program



STIP 2023-2028

Report Run on: Aug 30, 2022, 09:03 A.M.

epm345_stip_report (Rev 2179)

Region	PIN	Status	Project No.	Rt. Beg Len	PIN Description / Project Location				Concept Description			State	Other
		Fund	Prior	2023	2024	2025	2026	CD	Total	Fed Aid			
Davis County Projects													
DAVIS	14855	Undr Const	S-LC11(72)	OTHER	Pages Lane; 800 W. to SR-67, Bike Lane, W. Btfl. Pages Lane; 800 West to SR-67				Pedestrian/Bike facility				
		Will Not Adv											
Project Type:		Roadway		2nd Concepts:									
		L_PASS_MATCH		\$0	\$75,000	\$0	\$0	\$0	\$0	\$75,000	\$0	\$0	\$75,000
		ST_PVMT_TAP		\$375,103	\$0	\$0	\$0	\$0	\$0	\$375,103	\$0	\$375,103	\$0
		TAP_URB_WFRC		\$0	\$0	\$0	\$0	\$0	\$0	\$0	\$0	\$0	\$0
		Total		\$375,103	\$75,000	\$0	\$0	\$0	\$0	\$450,103	\$0	\$375,103	\$75,000
DAVIS	15915	STIP	F-R199(238)	OTHER	Davis County Ski Bus, Layton to Snow Basin, Layton Commuter Rail Layton Station to Snow Basin via Layton Hills Mall Area Hotels and Park and Ride Lots				Transportation Alternatives				
		Will Not Adv											
Project Type:		Traffic Management		2nd Concepts:									
		CMAQ_WFRC		\$0	\$0	\$0	\$0	\$0	\$0	\$0	\$0	\$0	\$0
		LOCAL_GOV		\$0	\$40,884	\$0	\$0	\$0	\$0	\$40,884	\$0	\$0	\$40,884
		TFER_2_UTA		\$0	\$979,116	\$0	\$0	\$0	\$0	\$979,116	\$912,830	\$66,286	\$0
		Total		\$0	\$1,020,000	\$0	\$0	\$0	\$0	\$1,020,000	\$912,830	\$66,286	\$40,884
DAVIS	15924	Scoping	F-R199(237)	OTHER	Davis/ Weber Bicycle Counters 'Davis/Weber County Bicycle Counters				Transportation Alternatives				
		To Be Adv Dt: 07/25/24											
Project Type:		Traffic Management		2nd Concepts:									
		LOCAL_GOV		\$0	\$285,477	\$0	\$0	\$0	\$0	\$285,477	\$0	\$0	\$285,477
		TAP_URB_WFRC		\$0	\$214,523	\$0	\$0	\$0	\$0	\$214,523	\$200,000	\$0	\$14,523
		Total		\$0	\$500,000	\$0	\$0	\$0	\$0	\$500,000	\$200,000	\$0	\$300,000
DAVIS	17794	STIP	F-R199(9)	OTHER	500 West Phase II; 2010 South to 2800 South 500 West Phase II; 2010 South to 2800 South, Syracuse Utah				Reconstruct & Widening				
		To Be Adv Dt:											
Project Type:		Roadway		2nd Concepts:									
		STP_URB_O/L		\$0	\$0	\$1,072,616	\$2,918,184	\$0	\$0	\$3,990,800	\$3,720,623	\$0	\$270,177
DAVIS	17796	Scoping	F-R199(8)	OTHER	800 West & 1500 South Intersection 800 West & 1500 South Intersection, Woods Cross, Utah 84087				Intersection Modification				
		To Be Adv Dt: 07/03/23											
Project Type:		Roadway		2nd Concepts:									
		STP_URB_O/L		\$97,000	\$959,500	\$0	\$0	\$0	\$0	\$1,056,500	\$984,975	\$0	\$71,525
DAVIS	18807	STIP	F-LC11(75)0	OTHER	Commerce Drive Road; Burke Lane to 950 North Burke Lane to 950 North, Farmington Utah				New Capacity				
		To Be Adv Dt:											
Project Type:		Capacity		2nd Concepts: Other									
		LOCAL_GOV		\$0	\$0	\$0	\$0	\$4,904,652	\$4,904,652	\$0	\$0	\$0	\$4,904,652
		STP_URB_O/L		\$0	\$0	\$1,072,616	\$1,072,616	\$0	\$1,072,616	\$3,217,848	\$3,000,000	\$0	\$217,848
		Total		\$0	\$0	\$1,072,616	\$1,072,616	\$0	\$5,977,268	\$8,122,500	\$3,000,000	\$0	\$5,122,500



DRAFT

DRAFT STIP approved for Public Comment

UDOT electronic Program Management Statewide Transportation Improvement Program



STIP 2023-2028

Report Run on: Aug 30, 2022, 09:03 A.M.

epm345_stip_report (Rev 2179)

Region	PIN	Status	Project No.	Rt.	Beg Len	PIN Description / Project Location			Concept Description				
		Fund	Prior		2023	2024	2025	2026	CD	Total	Fed Aid	State	Other
Davis County Projects													
DAVIS	19690	STIP	F-R199(331)		OTHER	Weber River Parkway Trailhead Connection Phase 1			Pedestrian/Bike facility				
		To Be Adv Dt:				Weber River Parkway Trailhead Connection Phase 1 - Fisherman's Trailhead (Weber River and I-84) to US-89 Crossing (Weber River and US-89)							
Project Type:		Roadway				2nd Concepts:							
		LOCAL_GOV		\$0	\$125,000	\$0	\$0	\$0	\$0	\$125,000	\$0	\$0	\$125,000
		TAP_URB_O/L		\$0	\$258,700	\$0	\$0	\$0	\$0	\$258,700	\$241,186	\$0	\$17,514
		Total		\$0	\$383,700	\$0	\$0	\$0	\$0	\$383,700	\$241,186	\$0	\$142,514
DAVIS	19691	STIP	F-R199(332)		OTHER	Clearfield Canal Trail; 200 So to 300 No			Pedestrian/Bike facility				
		To Be Adv Dt:				Clearfield Canal Trail; 200 S Clearfield to 300 N Clearfield							
Project Type:		Roadway				2nd Concepts:							
		TAP_URB_O/L		\$0	\$145,500	\$0	\$0	\$0	\$0	\$145,500	\$135,650	\$0	\$9,850
DAVIS	20317	Funding	NEWPROJ(20317)		OTHER	Kay's Creek Trail Overpass @ Layton FrontRunner			New Bridge/Bridge Replacement				
		To Be Adv Dt:				Construct a Pedestrian Overpass Bridge to span the width of the Union Pacific/FrontRunner railway corridor and touch down immediately next to the FrontRunner Station							
Project Type:		Structures				2nd Concepts:							
NEW		CMAQ_WFRC		\$0	\$0	\$0	\$0	\$0	\$2,145,232	\$2,145,232	\$2,000,000	\$0	\$145,232
		LOCAL_GOV		\$0	\$0	\$0	\$0	\$0	\$3,854,768	\$3,854,768	\$0	\$0	\$3,854,768
		Total		\$0	\$0	\$0	\$0	\$0	\$6,000,000	\$6,000,000	\$2,000,000	\$0	\$4,000,000
DAVIS	20327	Funding	NEWPROJ(20327)		OTHER	Weber River Parkway Trailhead Connection Phase 3			Pedestrian/Bike facility				
		To Be Adv Dt:				Construct Phase 3 of Trail from Cottonwood Drive to US-89 Crossing (Weber River & US-89) - End of development just off of Cottonwood Drive to US-89 Crossing (Weber River and US-89)							
Project Type:		Roadway				2nd Concepts:							
NEW		LOCAL_GOV		\$0	\$0	\$158,000	\$0	\$0	\$0	\$158,000	\$0	\$0	\$158,000
		TAP_URB_O/L		\$0	\$0	\$341,200	\$0	\$0	\$0	\$341,200	\$318,101	\$0	\$23,099
		Total		\$0	\$0	\$499,200	\$0	\$0	\$0	\$499,200	\$318,101	\$0	\$181,099
DAVIS	20332	Funding	NEWPROJ(20332)		OTHER	Weber River Parkway Trailhead Connection Phase 2			Pedestrian/Bike facility				
		To Be Adv Dt:				Construct Phase 2 of Trail from US-89 Crossing (Weber River & US-89) to Weber Canyon Trailhead (Weber River & Cornia Dr.)							
Project Type:		Roadway				2nd Concepts:							
NEW		LOCAL_GOV		\$0	\$0	\$125,000	\$0	\$0	\$0	\$125,000	\$0	\$0	\$125,000
		TAP_URB_O/L		\$0	\$0	\$349,300	\$0	\$0	\$0	\$349,300	\$325,652	\$0	\$23,648
		Total		\$0	\$0	\$474,300	\$0	\$0	\$0	\$474,300	\$325,652	\$0	\$148,648
DAVIS	4955	Active	SP-9999(807)			West Davis Corridor; Corridor Preservation							
		Will Not Adv				North Legacy Corridor; N Ext. of Legacy Parkway							
Project Type:		Not Applicable				2nd Concepts:							
		ST_CORR_PRES		\$8,323,679	\$31,981,882	\$0	\$0	\$0	\$0	\$40,305,561	\$0	\$40,305,561	\$0



DRAFT

DRAFT STIP approved for Public Comment

UDOT electronic Program Management Statewide Transportation Improvement Program



STIP 2023-2028

Report Run on: Aug 30, 2022, 09:03 A.M.

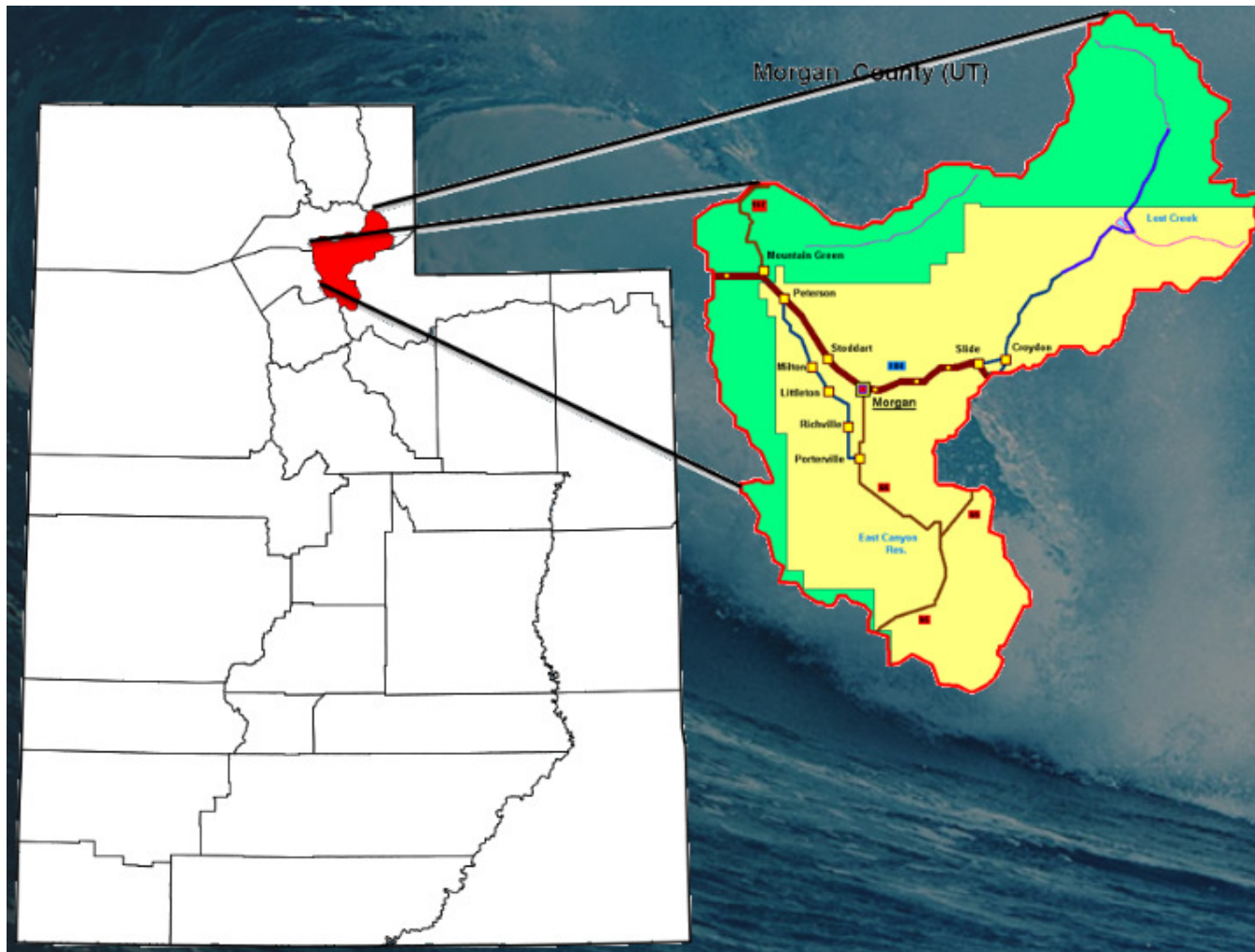
epm345_stip_report (Rev 2179)

Region	PIN	Status	Project No.	Rt.	Beg Len	PIN Description / Project Location				Concept Description				
		Fund	Prior		2023	2024	2025	2026	CD	Total	Fed Aid	State	Other	
Davis County Projects														
DAVIS	19740	Scoping	S-R199(340)			Kays Creek Parkway Shared Use Path				Pedestrian/Bike facility				
Project Type:		Will Not Adv				Kays Creek Parkway Shared Use Path								
		Roadway				2nd Concepts:								
		L_PASS_MATCH		\$0	\$78,800	\$0	\$0	\$0	\$0	\$78,800	\$0	\$0	\$78,800	
		ST_TIF_ ACT		\$0	\$315,200	\$0	\$0	\$0	\$0	\$315,200	\$0	\$315,200	\$0	
			Total	\$0	\$394,000	\$0	\$0	\$0	\$0	\$394,000	\$0	\$315,200	\$78,800	
DAVIS	11990	Active	F-LC11(50)			Transportation and Land Use Connection Program				Local/MPO/Other Agency Pass-Through				
Project Type:		Will Not Adv				Project Planning Support -Weber & Davis County								
		Other				2nd Concepts:								
		L_PASS_MATCH		\$63,902	\$141,601	\$0	\$0	\$0	\$0	\$205,503	\$0	\$0	\$205,503	
		STP_URB_O/L		\$0	\$0	\$0	\$0	\$0	\$0	\$0	\$0	\$0	\$0	
	STP_UR_O/L@1		\$2,870,257	\$468,992	\$483,062	\$0	\$0	\$0	\$1,010,034	\$4,832,345	\$4,832,345	\$0	\$0	
	ST_STUDIES		\$0	\$309,350	\$0	\$0	\$0	\$0	\$0	\$309,350	\$0	\$309,350	\$0	
	ST_TRANS_SOL		\$340,182	\$0	\$0	\$0	\$0	\$0	\$0	\$340,182	\$0	\$340,182	\$0	
			Total	\$3,274,341	\$919,943	\$483,062	\$0	\$0	\$1,010,034	\$5,687,380	\$4,832,345	\$649,532	\$205,503	
DAVIS	14044	STIP	F-LC11(64)			Layton FrontRunner Station Parking				UTA/Transit				
Project Type:		To Be Adv Dt: 12/16/24				Layton FrontRunner Station Parking								
		Other				2nd Concepts:								
		STP_URB_O/L		\$0	\$0	\$536,308	\$1,608,924	\$0	\$0	\$2,145,232	\$2,000,000	\$0	\$145,232	
DAVIS	14053	STIP	F-LC11(67)			TOD Ped/ Bike; FrontRunner Sta. to Freeport				Pedestrian/Bicycle Safety				
Project Type:		Will Not Adv				Clearfield City TOD Ped/ Bike Bridge; FrontRunner Station to Freeport Center								
		Traffic and Safety				2nd Concepts:								
		CMAQ_WFRC		\$0	\$0	\$0	\$0	\$0	\$0	\$0	\$0	\$0	\$0	
		TFER_2_UTA		\$0	\$1,769,817	\$0	\$0	\$0	\$0	\$0	\$1,769,817	\$1,650,000	\$119,817	\$0
			Total	\$0	\$1,769,817	\$0	\$0	\$0	\$0	\$1,769,817	\$1,650,000	\$119,817	\$0	

Morgan County

Morgan County and its lone municipality joined the Regional Council in 1972. And like Tooele County, Morgan County is not within the Urbanized Boundaries of Wasatch Front Regional Council (WFRC), but they are a member of the Regional Council Board and as such, their projects are included in the WFRC TIP as a resource to the County and the City.

Morgan City is the only incorporated city in Morgan County.





DRAFT

DRAFT STIP approved for Public Comment

UDOT electronic Program Management Statewide Transportation Improvement Program



STIP 2023-2028

epm345_stip_report (Rev 2179)

Report Run on: Aug 30, 2022, 09:03 A.M.

Region	PIN	Status	Project No.	Rt.	Beg	Len	PIN Description / Project Location				Concept Description			State	Other
		Fund	Prior		2023		2024	2025	2026		CD	Total	Fed Aid		
Morgan County Projects															
MORGAN	16400	STIP	S-0084(1)93	84	93	1	I-84; Mt Green Interchange (Env. Study)				Document EA/EIS				
		To Be Adv Dt:					I-84; MP 93.40 - 94.40								
Project Type:		Environmental					2nd Concepts:								
		ST_TIF		\$0	\$5,000,000		\$0	\$0	\$0		\$0	\$5,000,000	\$0	\$5,000,000	\$0
MORGAN	19312	STIP	F-1978(2)1	1978	1	9	Old Highway Road; Trapper's Loop to North Morgan				Non-Urban				
		To Be Adv Dt:					Cnty:FA-1978; MP .88 - 10.18 & Old Highway Road; Trapper's Loop to North Morgan								
Project Type:		Joint Highway Committee					2nd Concepts:								
		STP_RURAL		\$0	\$0		\$2,145,232	\$0	\$0		\$0	\$2,145,232	\$2,000,000	\$0	\$145,232
MORGAN	12624	Awarded	F-R199(194)	1980			Devils Slide Bridge, Near Croydon, 029014D				New Bridge/Bridge Replacement				
		Adv Dt: 08/28/21					Cnty:FA-1980; MP .00 - .14								
Project Type:		Structures					2nd Concepts:								
		NHPP_BR		\$150,000	\$0		\$0	\$0	\$0		\$0	\$150,000	\$139,845	\$0	\$10,155
		STP_BRIDGE		\$3,989,000	\$0		\$0	\$0	\$0		\$0	\$3,989,000	\$3,718,945	\$0	\$270,055
		STP_FLX_ST		\$3,600,000	\$0		\$0	\$0	\$0		\$0	\$3,600,000	\$3,356,280	\$0	\$243,720
		Total		\$7,739,000	\$0		\$0	\$0	\$0		\$0	\$7,739,000	\$7,215,070	\$0	\$523,930
MORGAN	16595	Active	F-R199(254)	OTHER			Young Street Bridge and Connector Road				Non-Urban				
		To Be Adv Dt: 08/29/22					Young Street Bridge and Connector Road								
Project Type:		Joint Highway Committee					2nd Concepts:								
		LOCAL_GOV		\$0	\$1,659,768		\$0	\$0	\$0		\$0	\$1,659,768	\$0	\$0	\$1,659,768
		STP_RURAL		\$854,300	\$1,290,932		\$0	\$0	\$0		\$0	\$2,145,232	\$2,000,000	\$0	\$145,232
		Total		\$854,300	\$2,950,700		\$0	\$0	\$0		\$0	\$3,805,000	\$2,000,000	\$0	\$1,805,000

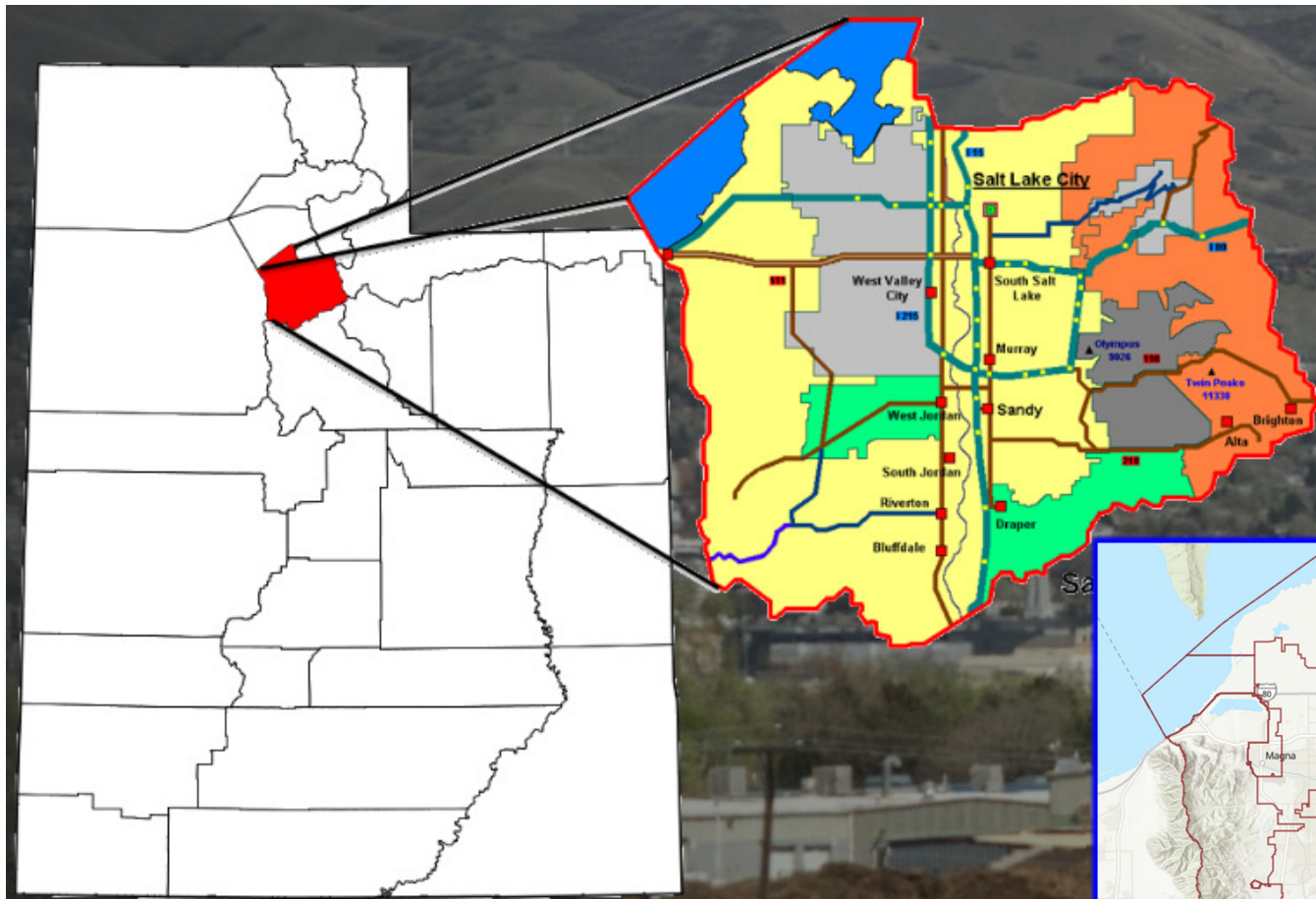
Salt Lake County

The Wasatch Front Regional Council (WFRC) is responsible for coordinating the transportation planning process in the Salt Lake/ West Valley and the Ogden-Layton urbanized areas as the designated Metropolitan Planning Organization (MPO).

The Cities and MSD Communities of Salt Lake County include.

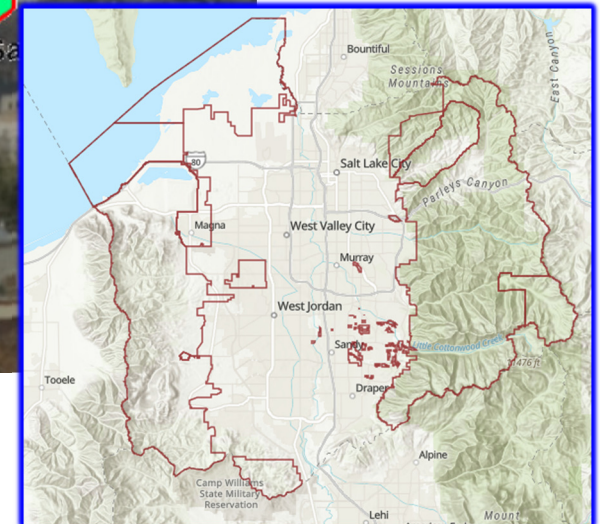
Cities.

Bluffdale,
Cottonwood Heights,
Draper,
Herriman,
Holladay
Midvale,
Murray,
Riverton,
Salt Lake City,
Salt Lake County,
Sandy,
South Jordan
South Salt Lake,
Taylorsville
West Jordan,
West Valley



Townships.

Town of Brighton,
Coppertown Metro,
Emigration Canyon
Metro,
Kearns Metro,
Magna Metro,
White City Metro





DRAFT

DRAFT STIP approved for Public Comment

UDOT electronic Program Management Statewide Transportation Improvement Program



STIP 2023-2028

Report Run on: Aug 30, 2022, 09:03 A.M.

epm345_stip_report (Rev 2179)

Region	PIN	Status	Project No.	Rt.	Beg	Len	PIN Description / Project Location				Concept Description				
		Fund	Prior		2023		2024	2025	2026		CD	Total	Fed Aid	State	Other
Salt Lake County Projects															
SALT L	18449	STIP	S-I15-7(375)289	15	290	6	I-15 NB; Bangeter Hwy to 9000 S I-15; MP 289.76 - 295.50				New Capacity				
Project Type:		Capacity		2nd Concepts:											
	ST_TIF			\$0	\$0		\$0	\$22,000,000	\$0	\$353,000,000		\$375,000,000	\$0	\$375,000,000	\$0
SALT L	19211	STIP	S-I15-7(376)299	15	299	9	I-15 NB; I-215 to 600 South I-15; MP 298.81 - 307.50				Widen Existing Facility				
Project Type:		Capacity		2nd Concepts:											
	ST_TIF			\$0	\$0		\$0	\$0	\$0	\$365,000,000		\$365,000,000	\$0	\$365,000,000	\$0
SALT L	16927	Scoping	F-0048(42)2	48	2		7000 South & 1500 West Pedestrian Bridge SR-48; MP 2.29 - 2.29				Pedestrian/Bike facility				
Project Type:		Roadway		2nd Concepts:											
	STP_URB_SL			\$475,000	\$61,308		\$1,072,592	\$0	\$0	\$0		\$1,608,900	\$1,499,977	\$0	\$108,923
SALT L	11082	Undr Const	F-0068(73)52	68	51	2	Redwood Road 4100 South to 5400 South SR-68; MP 51.31 - 53.37				Intersection Improvements				
Project Type:		Traffic and Safety		2nd Concepts:											
	LOCAL_GOV			\$78,254	\$2,216,746		\$0	\$0	\$0	\$0		\$2,295,000	\$0	\$0	\$2,295,000
	L_BETTERMENT			\$0	\$233,060		\$0	\$0	\$0	\$0		\$233,060	\$0	\$0	\$233,060
	STP_FLX_ST			\$455,000	\$0		\$0	\$0	\$0	\$0		\$455,000	\$424,197	\$0	\$30,804
	STP_HIF_SL			\$5,170,858	\$0		\$0	\$0	\$0	\$0		\$5,170,858	\$4,820,791	\$0	\$350,067
	STP_URB_SL			\$7,871,670	\$0		\$0	\$0	\$0	\$0		\$7,871,670	\$7,338,758	\$0	\$532,912
	Total			\$13,575,782	\$2,449,806		\$0	\$0	\$0	\$0		\$16,025,588	\$12,583,745	\$0	\$3,441,843
SALT L	14942	Scoping	F-LC35(303)	71	12	4	SR-71; Lyndy Dr to Van Winkle Bike Lanes SR-71; MP 12.00 - 15.72				Pedestrian/Bicycle Safety				
Project Type:		Traffic and Safety		2nd Concepts:											
	CMAQ_WFRC			\$0	\$536,308		\$965,354	\$0	\$0	\$0		\$1,501,662	\$1,399,999	\$0	\$101,663
	LOCAL_GOV			\$0	\$2,110,100		\$0	\$0	\$0	\$0		\$2,110,100	\$0	\$0	\$2,110,100
	Total			\$0	\$2,646,408		\$965,354	\$0	\$0	\$0		\$3,611,762	\$1,399,999	\$0	\$2,211,763
SALT L	20316	Funding	NEWPROJ(20316)	71	20	1	700 East (SR-71); 2100 South to 1300 South SR-71; MP 20.05 - 21.17				Pedestrian/Bicycle Safety				
Project Type:		Traffic and Safety		2nd Concepts:											
NEW	LOCAL_GOV			\$0	\$0		\$0	\$0	\$0	\$303,960		\$303,960	\$0	\$0	\$303,960
	STP_URB_SL			\$0	\$0		\$0	\$0	\$0	\$1,608,924		\$1,608,924	\$1,500,000	\$0	\$108,924
	TAP_URB_WFRC			\$0	\$0		\$0	\$0	\$0	\$1,072,616		\$1,072,616	\$1,000,000	\$0	\$72,616
	Total			\$0	\$0		\$0	\$0	\$0	\$2,985,500		\$2,985,500	\$2,500,000	\$0	\$485,500



DRAFT

DRAFT STIP approved for Public Comment

UDOT electronic Program Management Statewide Transportation Improvement Program



STIP 2023-2028

Report Run on: Aug 30, 2022, 09:03 A.M.

epm345_stip_report (Rev 2179)

Region	PIN	Status	Project No.	Rt.	Beg Len	PIN Description / Project Location				Concept Description			State	Other
	Fund		Prior		2023	2024	2025	2026		CD	Total	Fed Aid		
Salt Lake County Projects														
SALT L	8166	Active	S-0154(58)3		154	12	BANGERTER HWY CORRIDOR PRESERVATION							
		Will Not Adv					SR-154; BANGERTER HWY @ REDWOOD RD. CORRIDOR PRESERVATION							
Project Type:		Not Applicable					2nd Concepts:							
		ST_CORR_PRES			\$3,670,415	\$3,823,629	\$0	\$0	\$0	\$0	\$7,494,044	\$0	\$7,494,044	\$0
SALT L	18448	STIP	S-0154(98)17		154	17	5	Bangerter Interchanges; 4100 S to California				Upgrade Existing At-Grade Intersection		
		To Be Adv Dt:						SR-154; MP 17.47 - 22.64						
Project Type:		Capacity						2nd Concepts:						
		ST_TIF			\$0	\$0	\$0	\$0	\$0	\$570,000,000	\$570,000,000	\$0	\$570,000,000	\$0
SALT L	18808	Scoping	S-0154(92)0		154	22	Bangerter Highway Corridor - Environmental				Document EA/EIS			
		Will Not Adv						SR-154; MP .00 - 22.35						
Project Type:		Environmental						2nd Concepts:						
		ST_TIF			\$6,065,830	\$2,429,170	\$0	\$0	\$0	\$0	\$8,495,000	\$0	\$8,495,000	\$0
SALT L	20414	Scoping	S-0154(249)17		154	17	Bangerter Highway @ 4700 South				TIF - Transportation Investment Fund			
		To Be Adv Dt: 11/16/22						SR-154; MP 16.71 - 17.17						
Project Type:		Capacity						2nd Concepts:						
		ST_TIF			\$0	\$7,500,000	\$56,000,000	\$67,000,000	\$0	\$0	\$130,500,000	\$0	\$130,500,000	\$0
SALT L	17837	Awarded	F-0171(60)9		171	9	3300 South and 900 West				Pedestrian/Bicycle Safety			
		Adv Dt: 06/04/22						SR-171; MP 9.22 - 9.22						
Project Type:		Traffic and Safety						2nd Concepts:						
		HSIP			\$1,749,999	\$50,001	\$0	\$0	\$0	\$0	\$1,800,000	\$1,678,140	\$121,860	\$0
		STP_FLX_ST			\$500,000	\$105,000	\$0	\$0	\$0	\$0	\$605,000	\$564,042	\$40,959	\$0
		STP_URB_SL			\$840,000	\$0	\$0	\$0	\$0	\$0	\$840,000	\$783,132	\$56,868	\$0
		Total			\$3,089,999	\$155,001	\$0	\$0	\$0	\$0	\$3,245,000	\$3,025,314	\$219,687	\$0
SALT L	18833	Scoping	F-0171(65)0		171	4	3500 South (SR-171) Sidewalk Improvements				Transportation Alternatives			
		To Be Adv Dt: 11/14/22						SR-171; MP .00 - 3.50						
Project Type:		Other						2nd Concepts:						
		CMAQ_WFRC			\$0	\$0	\$0	\$0	\$0	\$536,308	\$536,308	\$500,000	\$36,308	\$0
		HSIP			\$0	\$0	\$0	\$0	\$0	\$0	\$0	\$0	\$0	\$0
		HSIP_VRU			\$0	\$755,000	\$0	\$0	\$0	\$0	\$755,000	\$703,887	\$51,114	\$0
		LOCAL_GOV			\$0	\$0	\$0	\$0	\$0	\$0	\$0	\$0	\$0	\$0
		STP_FLX_ST			\$195,000	\$805,000	\$0	\$0	\$0	\$0	\$1,000,000	\$932,300	\$67,700	\$0
		Total			\$195,000	\$1,560,000	\$0	\$0	\$0	\$536,308	\$2,291,308	\$2,136,187	\$155,122	\$0



DRAFT

DRAFT STIP approved for Public Comment

UDOT electronic Program Management Statewide Transportation Improvement Program



STIP 2023-2028

Report Run on: Aug 30, 2022, 09:03 A.M.

epm345_stip_report (Rev 2179)

Region	PIN	Status	Project No.	Rt.	Beg	Len	PIN Description / Project Location				Concept Description					
		Fund	Prior		2023		2024	2025	2026		CD	Total	Fed Aid	State	Other	
Salt Lake County Projects																
SALT L	14413	Undr Const	F-0172(32)7		172	6	3	SR-172; 5600 W. Railroad Crossing				Widen Existing Facility				
		Adv Dt:	08/24/19					SR-172; MP 6.18 - 9.21								
Project Type:		Capacity				2nd Concepts:		New Capacity								
		FA_INFRA@100	\$11,352,772		\$0		\$0	\$0	\$0	\$0	\$0	\$11,352,772	\$11,352,772	\$0	\$0	
		L_BETTERMENT	\$55,070		\$17,530		\$0	\$0	\$0	\$0	\$0	\$72,600	\$0	\$0	\$72,600	
		NHFP	\$21,992,057		\$0		\$0	\$0	\$0	\$0	\$0	\$21,992,057	\$20,503,195	\$1,488,862	\$0	
		NHPP_NHS	\$8,724,598		\$0		\$0	\$0	\$0	\$0	\$0	\$8,724,598	\$8,133,943	\$590,655	\$0	
		R/H_DEVICES90	\$0		\$0		\$0	\$0	\$0	\$0	\$0	\$0	\$0	\$0	\$0	
		R/H_HZ_EL90S	\$500,000		\$0		\$0	\$0	\$0	\$0	\$0	\$500,000	\$450,000	\$50,000	\$0	
		R/H_HZ_ELM90	\$0		\$0		\$0	\$0	\$0	\$0	\$0	\$0	\$0	\$0	\$0	
		STP_FLX_ST	\$15,231,145		\$0		\$0	\$0	\$0	\$0	\$0	\$15,231,145	\$14,199,996	\$1,031,149	\$0	
		STP_HIF_SL	\$0		\$0		\$0	\$0	\$0	\$0	\$0	\$0	\$0	\$0	\$0	
		STP_URB_SL	\$1,930,709		\$0		\$0	\$0	\$0	\$0	\$0	\$1,930,709	\$1,800,000	\$130,709	\$0	
		ST_SIGNL_M&O	\$16,053		\$0		\$0	\$0	\$0	\$0	\$0	\$16,053	\$0	\$16,053	\$0	
		ST_TIF	\$5,783,868		\$2,560,223		\$0	\$0	\$0	\$0	\$0	\$8,344,090	\$0	\$8,344,090	\$0	
		ST_TIF_MATCH	\$7,568,515		\$0		\$0	\$0	\$0	\$0	\$0	\$7,568,515	\$0	\$7,568,515	\$0	
		UPRR	\$6,890,307		\$18,738		\$0	\$0	\$0	\$0	\$0	\$6,909,045	\$0	\$0	\$6,909,045	
		Total	\$80,045,094		\$2,596,490		\$0	\$0	\$0	\$0	\$0	\$82,641,585	\$56,439,906	\$19,220,033	\$6,981,645	
SALT L	7650	Scoping	F-0172(18)		172		1	SR-172; 5600 WEST BUS RAPID TRANSIT (BRT)								
		Will Not Adv						SR-172; 5600 WEST BUS RAPID TRANSIT (BRT)								
Project Type:		Roadway Work				2nd Concepts:										
		CMAQ_WFRC	\$0		\$0		\$1,072,616	\$0	\$0	\$1,072,616	\$0	\$2,145,232	\$2,000,000	\$0	\$145,232	
		STP_URB_SL	\$0		\$0		\$0	\$0	\$0	\$0	\$0	\$0	\$0	\$0	\$0	
		Total	\$0		\$0		\$1,072,616	\$0	\$0	\$1,072,616	\$0	\$2,145,232	\$2,000,000	\$0	\$145,232	
SALT L	15921	Active	F-0173(36)9		173	9		5300 South & College Dr Intersection - Murray				Intersection Improvements				
		To Be Adv Dt:	10/21/22					SR-173; MP 8.98 - 9.17								
Project Type:		Traffic and Safety				2nd Concepts:										
		CMAQ_PM2.5	\$783,000		\$1,034,400		\$0	\$0	\$0	\$0	\$0	\$1,817,400	\$1,694,362	\$0	\$123,038	
		CMAQ_WFRC	\$0		\$0		\$0	\$0	\$0	\$0	\$0	\$0	\$0	\$0	\$0	
		LOCAL_GOV	\$0		\$25,000		\$0	\$0	\$0	\$0	\$0	\$25,000	\$0	\$0	\$25,000	
		STP_FLX_ST	\$250,000		\$0		\$0	\$0	\$0	\$0	\$0	\$250,000	\$233,075	\$0	\$16,925	
		Total	\$1,033,000		\$1,059,400		\$0	\$0	\$0	\$0	\$0	\$2,092,400	\$1,927,437	\$0	\$164,963	
SALT L	17840	Awarded	F-0173(40)7		173	7		5400 South and 1900 West Intersection				Intersection Modification				
		Adv Dt:	03/12/22					SR-173; MP 7.03 - 7.08								
Project Type:		Roadway				2nd Concepts:										
		LOCAL_GOV	\$0		\$0		\$0	\$0	\$0	\$0	\$0	\$0	\$0	\$0	\$0	
		STP_FLX_ST	\$125,000		\$0		\$0	\$0	\$0	\$0	\$0	\$125,000	\$116,538	\$8,463	\$0	
		STP_URB_SL	\$364,995		\$0		\$0	\$0	\$0	\$0	\$0	\$364,995	\$364,995	\$0	\$0	
		ST_PVMT	\$10,487		\$16,018		\$0	\$0	\$0	\$0	\$0	\$26,505	\$0	\$26,505	\$0	
		Total	\$500,482		\$16,018		\$0	\$0	\$0	\$0	\$0	\$516,500	\$481,533	\$34,968	\$0	



DRAFT

DRAFT STIP approved for Public Comment

UDOT electronic Program Management Statewide Transportation Improvement Program



STIP 2023-2028

Report Run on: Aug 30, 2022, 09:03 A.M.

epm345_stip_report (Rev 2179)

Region	PIN	Status	Project No.	Rt.	Beg Len	PIN Description / Project Location				Concept Description				
		Fund	Prior		2023	2024	2025	2026	CD	Total	Fed Aid	State	Other	
Salt Lake County Projects														
SALT L	20343	Funding	NEWPROJ(20343)	173	8	5400 South;1300 West to Millrace Park				Pedestrian/Bike facility				
		To Be Adv Dt:				SR-173; MP 7.74 - 8.09								
Project Type:		Roadway				2nd Concepts:								
NEW		TAP_URB_WFRC		\$0	\$0	\$600,000	\$0	\$0	\$0	\$600,000	\$559,380	\$0	\$40,620	
SALT L	20338	Funding	NEWPROJ(20338)	186	5	4 Foothill Drive; 1300 East to Parley's Interchange				Pedestrian/Bike facility				
		To Be Adv Dt:				SR-186; MP 4.61 - 8.62								
Project Type:		Roadway				2nd Concepts:								
NEW		LOCAL_GOV		\$0	\$0	\$262,215	\$0	\$0	\$0	\$262,215	\$0	\$0	\$262,215	
		TAP_URB_WFRC		\$0	\$0	\$321,785	\$0	\$0	\$0	\$321,785	\$300,000	\$0	\$21,785	
		Total		\$0	\$0	\$584,000	\$0	\$0	\$0	\$584,000	\$300,000	\$0	\$284,000	
SALT L	20431	Scoping	S-0201(55)18	201	18	2100 S @ State Street Pedestrian and Bike Crossing				Local/MPO/Other Agency Pass-Through				
		Will Not Adv				SR-201; MP 18.26 - 18.26								
Project Type:		Other				2nd Concepts:								
		L_PASS_MATCH		\$0	\$170,400	\$0	\$0	\$0	\$0	\$170,400	\$0	\$0	\$170,400	
		ST_TTIF_FMLM		\$0	\$255,600	\$0	\$0	\$0	\$0	\$255,600	\$0	\$255,600	\$0	
		Total		\$0	\$426,000	\$0	\$0	\$0	\$0	\$426,000	\$0	\$255,600	\$170,400	
SALT L	14412	Active	S-0209(35)10	209	10	3 SR-209 (9000 S); Redwood Rd to State St.				Widen Existing Facility				
		To Be Adv Dt:	10/25/22			SR-209; MP 9.52 - 12.23								
Project Type:		Capacity				2nd Concepts: Widen Existing Facility								
		ST_PVMT_LV2		\$1,600,000	\$0	\$0	\$0	\$0	\$0	\$1,600,000	\$0	\$1,600,000	\$0	
		ST_TIF		\$15,000,000	\$40,000,000	\$0	\$0	\$0	\$0	\$55,000,000	\$0	\$55,000,000	\$0	
		Total		\$16,600,000	\$40,000,000	\$0	\$0	\$0	\$0	\$56,600,000	\$0	\$56,600,000	\$0	
SALT L	16092	Scoping	S-R299(281)	210	11	Little Cottonwood Canyon (EIS)				Document EA/EIS				
		Will Not Adv				SR-210; MP .00 - 10.75								
Project Type:		Environmental				2nd Concepts:								
		ST_GF_HB3		\$500,000	\$0	\$0	\$0	\$0	\$0	\$500,000	\$0	\$500,000	\$0	
		ST_TIF		\$10,812,106	\$2,363,103	\$0	\$0	\$0	\$0	\$13,175,209	\$0	\$13,175,209	\$0	
		Total		\$11,312,106	\$2,363,103	\$0	\$0	\$0	\$0	\$13,675,209	\$0	\$13,675,209	\$0	
SALT L	15689	Scoping	F-I215(192)19	215	19	4 I-215; SR-201 to North Temple				High Volume				
		To Be Adv Dt:	04/28/27			I-215; MP 19.29 - 22.80								
Project Type:		Pavement Reconstruction				2nd Concepts:								
		NHPP_NHS		\$0	\$0	\$0	\$0	\$0	\$70,000,000	\$70,000,000	\$65,261,000	\$4,739,000	\$0	
SALT L	18460	Scoping	S-R299(433)	215	16	1 I-215 SB; Frontage Rd (4100 to 4700 South)				Other				
		To Be Adv Dt:	06/28/23			I-215; MP 15.52 - 16.54								
Project Type:		Capacity				2nd Concepts:								
		ST_TIF		\$0	\$2,000,000	\$30,000,000	\$0	\$0	\$0	\$32,000,000	\$0	\$32,000,000	\$0	



DRAFT

DRAFT STIP approved for Public Comment

UDOT electronic Program Management Statewide Transportation Improvement Program



STIP 2023-2028

Report Run on: Aug 30, 2022, 09:03 A.M.

epm345_stip_report (Rev 2179)

Region	PIN	Status	Project No.	Rt.	Beg Len	PIN Description / Project Location				Concept Description				
		Fund	Prior		2023	2024	2025	2026	CD	Total	Fed Aid	State	Other	
Salt Lake County Projects														
SALT L	17870	Advertised	F-0266(71)6	266	6	4500 South (SR-266); 1500 East to 1550 East				Safe Sidewalk				
		Adv Dt: 08/06/22				SR-266; MP 5.63 - 5.74								
Project Type:		Traffic and Safety				2nd Concepts:								
		LOCAL_GOVT		\$0	\$357,833	\$0	\$0	\$0	\$0	\$357,833	\$0	\$0	\$357,833	
		TAP_URB_WFRC		\$357,600	\$0	\$0	\$0	\$0	\$0	\$357,600	\$333,390	\$0	\$24,210	
		Total		\$357,600	\$357,833	\$0	\$0	\$0	\$0	\$715,433	\$333,390	\$0	\$382,043	
SALT L	14938	Scoping	F-LC35(299)	282	1	University of Utah Intermodal Center				Transportation Alternatives				
		Will Not Adv				SR-282; MP .80 - .80 & South Campus near the Central Campus TRAX Station								
Project Type:		Traffic Management				2nd Concepts:								
		CMAQ_WFRC		\$0	\$2,372,117	\$0	\$0	\$0	\$0	\$2,372,117	\$2,372,117	\$0	\$0	
		TFER_2_UTA		\$0	\$0	\$0	\$0	\$0	\$0	\$0	\$118,475	\$0	\$0	
		UTA_FUNDS		\$0	\$2,573,900	\$0	\$0	\$0	\$0	\$2,573,900	\$0	\$0	\$2,573,900	
		Total		\$0	\$4,946,017	\$0	\$0	\$0	\$0	\$4,946,017	\$2,490,592	\$0	\$2,573,900	
SALT L	17836	STIP	F-2030(2)1	2030	1	1 Bacchus Hwy (SR-111): 10200 South to 10700 South				Intersection Modification				
		To Be Adv Dt:				Cnty:FA-2030; MP .68 - 1.45								
Project Type:		Roadway				2nd Concepts:								
		STP_URB_SL		\$0	\$0	\$0	\$2,301,300	\$0	\$0	\$2,301,300	\$2,145,502	\$0	\$155,798	
SALT L	14940	Scoping	F-LC35(301)	2035	6	1 Riverton - 13400 So Bike Lanes; 2700 W to 3200 W				Pedestrian/Bicycle Safety				
		To Be Adv Dt: 09/15/23				Cnty:FA-2035; MP 6.00 - 6.51								
Project Type:		Traffic and Safety				2nd Concepts:								
		CMAQ_WFRC		\$0	\$280,000	\$0	\$0	\$0	\$0	\$280,000	\$280,000	\$0	\$0	
		LOCAL_GOVT		\$0	\$210,900	\$0	\$0	\$0	\$0	\$210,900	\$0	\$0	\$210,900	
		Total		\$0	\$490,900	\$0	\$0	\$0	\$0	\$490,900	\$280,000	\$0	\$210,900	
SALT L	14830	Scoping	F-LC35(293)	2036		1 7800 S. Widening				TIF - Transportation Investment Fund				
		To Be Adv Dt: 04/10/23				Cnty:FA-2036; MP .00 - 1.05								
Project Type:		Capacity				2nd Concepts: Widen Existing Facility								
		LOCAL_GOVT		\$0	\$2,839,089	\$0	\$0	\$0	\$0	\$2,839,089	\$0	\$0	\$2,839,089	
		STP_URB_SL		\$525,250	\$4,194,261	\$0	\$0	\$0	\$0	\$4,719,511	\$4,400,000	\$0	\$319,511	
		Total		\$525,250	\$7,033,350	\$0	\$0	\$0	\$0	\$7,558,600	\$4,400,000	\$0	\$3,158,600	
SALT L	19685	STIP	F-2036(1)2	2036	2	5490 West 7800 South Roundabout				Intersection Modification				
		To Be Adv Dt:				Cnty:FA-2036; MP 1.82 - 1.82								
Project Type:		Roadway				2nd Concepts:								
		CMAQ_WFRC		\$0	\$0	\$0	\$0	\$0	\$799,099	\$799,099	\$745,000	\$0	\$54,099	
		LOCAL_GOVT		\$0	\$0	\$0	\$0	\$0	\$700,901	\$700,901	\$0	\$0	\$700,901	
		Total		\$0	\$0	\$0	\$0	\$0	\$1,500,000	\$1,500,000	\$745,000	\$0	\$755,000	



DRAFT

DRAFT STIP approved for Public Comment

UDOT electronic Program Management Statewide Transportation Improvement Program



STIP 2023-2028

epm345_stip_report (Rev 2179)

Report Run on: Aug 30, 2022, 09:03 A.M.

Region	PIN	Status	Project No.	Rt.	Beg	Len	PIN Description / Project Location				Concept Description					
		Fund	Prior		2023		2024	2025	2026		CD	Total	Fed Aid	State	Other	
Salt Lake County Projects																
SALT L	20321	Funding	NEWPROJ(20321)	2036	1	7800 South & 6400 West Roundabout				Intersection Modification						
		To Be Adv Dt:					Cnty:FA-2036; MP .62 - .62									
Project Type:		Roadway						2nd Concepts:								
NEW		CMAQ_WFRC					\$0	\$0	\$0	\$0	\$0	\$1,461,300	\$1,461,300	\$1,362,370	\$0	\$98,930
SALT L	17578	Active	F-ST99(580)	2040	14	RUC STSFA Federal Grant				Research						
		Will Not Adv					Cnty:FA-2040; MP 13.75 - 13.95 & Statewide research effort - non infrastructure									
Project Type:		Studies						2nd Concepts:								
		FA_MISC_50%					\$2,500,000	\$0	\$0	\$0	\$0	\$2,500,000	\$1,250,000	\$1,250,000		\$0
SALT L	19665	Active	F-ST99(794)	2040	14	RUC Customer Experience Federal STSFA Grant				Research						
		Will Not Adv					Cnty:FA-2040; MP 13.89 - 14.02									
Project Type:		Studies						2nd Concepts:								
		FA_MISC_50%					\$2,500,000	\$0	\$0	\$0	\$0	\$2,500,000	\$1,250,000	\$1,250,000		\$0
SALT L	15910	Scoping	F-2040(1)7	2040	7	1	2700 West; 10000 S to 10200 S, Recon - So Jordan				Reconstruct & Widening					
		To Be Adv Dt: 01/23/23					Cnty:FA-2040; MP 6.65 - 7.16									
Project Type:		Pavement Reconstruction						2nd Concepts:								
		LOCAL_GOVT					\$0	\$118,932	\$0	\$0	\$0	\$0	\$118,932	\$0	\$0	\$118,932
		STP_URB_SL					\$277,000	\$557,268	\$0	\$0	\$0	\$0	\$834,268	\$777,788	\$0	\$56,480
		Total					\$277,000	\$676,200	\$0	\$0	\$0	\$0	\$953,200	\$777,788	\$0	\$175,412
SALT L	18822	STIP	F-2048(1)1	2048	1	1	Fort Street; Pioneer Road to 13200 South				Reconstruct & Widening					
		To Be Adv Dt:					Cnty:FA-2048; MP .83 - 1.75									
Project Type:		Pavement Reconstruction						2nd Concepts:								
		LOCAL_GOVT					\$0	\$0	\$0	\$0	\$981,759	\$981,759	\$0	\$0	\$981,759	
		STP_URB_SL					\$0	\$0	\$0	\$0	\$3,469,341	\$3,469,341	\$3,234,467	\$0	\$234,874	
		Total					\$0	\$0	\$0	\$0	\$4,451,100	\$4,451,100	\$3,234,467	\$0	\$1,216,633	
SALT L	14039	Active	F-LC35(276)	2066	7	1	1300 West; 9400 South to 9000 South				Reconstruct & Widening					
		To Be Adv Dt: 12/29/22					Cnty:FA-2066; MP 6.65 - 7.20 & 1300 West; 9400 South to 9000 South									
Project Type:		Roadway						2nd Concepts:								
		LOCAL_GOVT					\$0	\$2,143,196	\$0	\$0	\$0	\$0	\$2,143,196	\$0	\$0	\$2,143,196
		STP_URB_SL					\$2,900,924	\$10,506,777	\$0	\$0	\$0	\$0	\$13,407,701	\$12,500,000	\$0	\$907,701
		Total					\$2,900,924	\$12,649,973	\$0	\$0	\$0	\$0	\$15,550,897	\$12,500,000	\$0	\$3,050,897
SALT L	18821	Awarded	F-2066(2)4	2066	4	1300 West & White Peach Drive (11170 South)				Intersection Improvements						
		Adv Dt: 06/18/22					Cnty:FA-2066; MP 4.46 - 4.46									
Project Type:		Traffic and Safety						2nd Concepts:								
		STP_URB_SL					\$395,141	\$65,659	\$0	\$0	\$0	\$0	\$460,800	\$429,604	\$0	\$31,196



DRAFT

DRAFT STIP approved for Public Comment

UDOT electronic Program Management Statewide Transportation Improvement Program



STIP 2023-2028

Report Run on: Aug 30, 2022, 09:03 A.M.

epm345_stip_report (Rev 2179)

Region	PIN	Status	Project No.	Rt.	Beg Len	PIN Description / Project Location				Concept Description					
		Fund	Prior		2023	2024	2025	2026	CD	Total	Fed Aid	State	Other		
Salt Lake County Projects															
SALT L	16923	Awarded	F-2068(1)0		2068	1300 East; Waynes World to Nashi Lane - Draper				Reconstruct & Widening					
		Adv Dt: 05/07/22				Cnty:FA-2068; MP .06 - .40									
Project Type:		Roadway				2nd Concepts:									
		LOCAL_GOV			\$0	\$1,300,000	\$0	\$0	\$0	\$0	\$1,300,000	\$0	\$0	\$1,300,000	
		STP_URB_SL			\$4,043,763	\$0	\$0	\$0	\$0	\$0	\$4,043,763	\$3,770,000	\$0	\$273,763	
		Total			\$4,043,763	\$1,300,000	\$0	\$0	\$0	\$0	\$5,343,763	\$3,770,000	\$0	\$1,573,763	
SALT L	15135	Scoping	S-R299(242)		2075	2	Bluffdale Reimbursement for Porter Rockwell				TIF - Transportation Investment Fund				
		Will Not Adv					Cnty:FA-2075; MP 2.38 - 2.62								
Project Type:		Capacity				2nd Concepts: TIF - Transportation Investment Fund									
		ST_TIF			\$3,553,188	\$5,005,757	\$0	\$0	\$0	\$0	\$8,558,944	\$0	\$8,558,944	\$0	
SALT L	15908	Scoping	F-2076(2)4		2076	4	1	1300 East; 2100 South to Southern City Boundary				Reconstruct no widening			
		To Be Adv Dt: 12/18/23						Cnty:FA-2076; MP 3.55 - 4.59							
Project Type:		Roadway				2nd Concepts:									
		LOCAL_GOV			\$0	\$95,000	\$0	\$363,350	\$0	\$0	\$458,350	\$0	\$0	\$458,350	
		STP_URB_SL			\$20,000	\$1,641,067	\$4,290,464	\$2,467,017	\$0	\$0	\$8,418,549	\$7,848,613	\$0	\$569,936	
		Total			\$20,000	\$1,736,067	\$4,290,464	\$2,830,367	\$0	\$0	\$8,876,899	\$7,848,613	\$0	\$1,028,286	
SALT L	19631	Scoping	F-2076(4)1		2076	1		1300 East; 4220 South to 4500 South				Reconstruct no widening			
		To Be Adv Dt: 12/08/23						Cnty:FA-2076; MP 1.04 - 1.39							
Project Type:		Roadway				2nd Concepts:									
		LOCAL_GOV			\$0	\$267,952	\$0	\$0	\$0	\$0	\$267,952	\$0	\$0	\$267,952	
		STP_URB_SL			\$305,000	\$2,912,848	\$0	\$0	\$0	\$0	\$3,217,848	\$3,000,000	\$0	\$217,848	
		Total			\$305,000	\$3,180,800	\$0	\$0	\$0	\$0	\$3,485,800	\$3,000,000	\$0	\$485,800	
SALT L	20310	Funding	NEWPROJ(20310)		2076	2	1	1300 East: 3300 South to 3600 South				Major Rehabilitation - Roadway			
		To Be Adv Dt:						Cnty:FA-2076; MP 2.24 - 2.81							
Project Type:		Roadway				2nd Concepts:									
NEW		LOCAL_GOV			\$0	\$0	\$0	\$0	\$0	\$2,979,476	\$2,979,476	\$0	\$0	\$2,979,476	
		STP_URB_SL			\$0	\$0	\$0	\$0	\$0	\$3,985,644	\$3,985,644	\$3,715,816	\$0	\$269,828	
		Total			\$0	\$0	\$0	\$0	\$0	\$6,965,120	\$6,965,120	\$3,715,816	\$0	\$3,249,304	
SALT L	19676	STIP	F-2080(3)3		2080	3		1300 W & Shield's Lane Intersection Improvements				Intersection Modification			
		To Be Adv Dt:						Cnty:FA-2080; MP 2.51 - 2.51							
Project Type:		Roadway				2nd Concepts:									
		LOCAL_GOV			\$0	\$0	\$0	\$0	\$0	\$536,308	\$536,308	\$0	\$0	\$536,308	
		STP_URB_SL			\$0	\$0	\$0	\$0	\$0	\$3,239,592	\$3,239,592	\$3,020,272	\$0	\$219,320	
		Total			\$0	\$0	\$0	\$0	\$0	\$3,775,900	\$3,775,900	\$3,020,272	\$0	\$755,628	



DRAFT

DRAFT STIP approved for Public Comment

UDOT electronic Program Management Statewide Transportation Improvement Program



STIP 2023-2028

Report Run on: Aug 30, 2022, 09:03 A.M.

epm345_stip_report (Rev 2179)

Region	PIN	Status	Project No.	Rt.	Beg Len	PIN Description / Project Location				Concept Description				
		Fund	Prior		2023	2024	2025	2026	CD	Total	Fed Aid	State	Other	
Salt Lake County Projects														
SALT L	18831	STIP	F-2093(1)4	2093	4	9000 South and 450 W & Parkland Dr Intersection				Intersection Improvements				
		To Be Adv Dt:				Cnty:FA-2093; MP 4.47 - 4.66								
Project Type:		Traffic and Safety				2nd Concepts:								
		CMAQ_WFRC		\$0	\$0	\$0	\$0	\$0	\$2,129,000	\$2,129,000	\$1,984,867	\$0	\$144,133	
		LOCAL_GOV		\$0	\$0	\$0	\$0	\$0	\$56,000	\$56,000	\$0	\$0	\$56,000	
		Total		\$0	\$0	\$0	\$0	\$0	\$2,185,000	\$2,185,000	\$1,984,867	\$0	\$200,133	
SALT L	17851	Scoping	F-2098(1)1	2098	1	9400 South & 700 East Intersection				Intersection Modification				
		To Be Adv Dt: 01/26/23				Cnty:FA-2098; MP 1.43 - 1.43								
Project Type:		Roadway				2nd Concepts:								
		CMAQ_WFRC		\$411,259	\$599,467	\$0	\$1,778,076	\$0	\$0	\$2,788,802	\$2,600,000	\$0	\$188,802	
		LOCAL_GOV		\$0	\$0	\$0	\$657,498	\$0	\$0	\$657,498	\$0	\$0	\$657,498	
		Total		\$411,259	\$599,467	\$0	\$2,435,574	\$0	\$0	\$3,446,300	\$2,600,000	\$0	\$846,300	
SALT L	14923	Undr Const	F-LC35(296)	2102	3	1 Vine Str; 1300 E to Van Winkle - Recon & Widen				Reconstruct & Widening				
		Adv Dt: 10/02/21				Cnty:FA-2102; MP 2.97 - 3.94 & Vine Street; 1300 East to Van Winkle Expressway								
Project Type:		Roadway				2nd Concepts:								
		LOCAL_GOV		\$437,800	\$1,100,000	\$0	\$0	\$0	\$0	\$1,537,800	\$0	\$0	\$1,537,800	
		LOCAL_MATCH		\$182,136	\$0	\$0	\$0	\$0	\$0	\$182,136	\$0	\$0	\$182,136	
		STP_COVID_SL		\$2,508,199	\$0	\$0	\$0	\$0	\$0	\$2,508,199	\$2,508,199	\$0	\$0	
		STP_URB_SL		\$2,833,637	\$0	\$0	\$0	\$0	\$0	\$2,833,637	\$2,641,800	\$0	\$191,837	
		Total		\$5,961,772	\$1,100,000	\$0	\$0	\$0	\$0	\$7,061,772	\$5,149,999	\$0	\$1,911,772	
SALT L	14947	Scoping	F-LC35(308)	2105	1	7800 So Jordan River Pedestrian Bridge at 1100 W				Pedestrian/Bicycle Safety				
		To Be Adv Dt: 02/10/23				Cnty:FA-2105; MP .93 - .93								
Project Type:		Traffic and Safety				2nd Concepts:								
		LOCAL_GOV		\$0	\$0	\$0	\$0	\$0	\$0	\$0	\$0	\$0	\$0	
		LOCAL_MATCH		\$0	\$340,000	\$0	\$0	\$0	\$0	\$340,000	\$0	\$0	\$340,000	
		ST_TTIF_FMLM		\$0	\$510,000	\$0	\$0	\$0	\$0	\$510,000	\$0	\$510,000	\$0	
		TAP_URB_WFRC		\$180,000	\$167,700	\$0	\$0	\$0	\$0	\$347,700	\$324,161	\$0	\$23,539	
		Total		\$180,000	\$1,017,700	\$0	\$0	\$0	\$0	\$1,197,700	\$324,161	\$510,000	\$363,539	
SALT L	20311	Funding	NEWPROJ(20311)	2107	3	4000 W & South Jordan Parkway Intersection				Intersection Modification				
		To Be Adv Dt:				Cnty:FA-2107; MP 2.80 - 2.80								
Project Type:		Roadway				2nd Concepts:								
NEW		LOCAL_GOV		\$0	\$0	\$0	\$0	\$0	\$1,703,064	\$1,703,064	\$0	\$0	\$1,703,064	
		STP_URB_SL		\$0	\$0	\$0	\$0	\$0	\$3,449,336	\$3,449,336	\$3,215,816	\$0	\$233,520	
		Total		\$0	\$0	\$0	\$0	\$0	\$5,152,400	\$5,152,400	\$3,215,816	\$0	\$1,936,584	



DRAFT

DRAFT STIP approved for Public Comment

UDOT electronic Program Management Statewide Transportation Improvement Program



STIP 2023-2028

epm345_stip_report (Rev 2179)

Report Run on: Aug 30, 2022, 09:03 A.M.

Region	PIN	Status	Project No.	Rt.	Beg Len	PIN Description / Project Location				Concept Description					
		Fund	Prior		2023	2024	2025	2026		CD	Total	Fed Aid	State	Other	
Salt Lake County Projects															
SALT L	19630	STIP	F-2108(1)0		2108	9000 South & 700 West Southbound Dual Left Lanes				Intersection Modification					
	To Be Adv Dt:					Cnty:FA-2108; MP .00 - .12									
Project Type:		Roadway				2nd Concepts:									
		CMAQ_WFRC			\$0	\$0	\$0	\$0	\$0	\$2,359,755	\$2,359,755	\$2,200,000	\$0	\$159,755	
		LOCAL_GOV			\$0	\$0	\$0	\$0	\$0	\$2,830,993	\$2,830,993	\$0	\$0	\$2,830,993	
		STP_URB_SL			\$0	\$0	\$0	\$0	\$0	\$1,640,812	\$1,640,812	\$1,529,729	\$0	\$111,083	
		Total			\$0	\$0	\$0	\$0	\$0	\$6,831,560	\$6,831,560	\$3,729,729	\$0	\$3,101,831	
SALT L	20417	Scoping	S-2113(2)0		2113	2 Center Park Drive Shared Use Trail (West Jordan)				Local/MPO/Other Agency Pass-Through					
	Will Not Adv					Cnty:FA-2113; MP .00 - 1.58									
Project Type:		Other				2nd Concepts:									
		L_PASS_MATCH			\$0	\$89,831	\$0	\$0	\$0	\$0	\$89,831	\$0	\$0	\$89,831	
		ST_TIF_ACT			\$0	\$134,747	\$0	\$0	\$0	\$0	\$134,747	\$0	\$134,747	\$0	
		Total			\$0	\$224,578	\$0	\$0	\$0	\$0	\$224,578	\$0	\$134,747	\$89,831	
SALT L	20419	Scoping	S-2116(5)3		2116	3	Fort Union Blvd; 1674 E to Brookhill Dr.				Local/MPO/Other Agency Pass-Through				
	Will Not Adv						Cnty:FA-2116; MP 2.53 - 2.77								
Project Type:		Other					2nd Concepts:								
		L_PASS_MATCH			\$0	\$266,581	\$0	\$0	\$0	\$0	\$266,581	\$0	\$0	\$266,581	
		ST_TIF_ACT			\$0	\$399,872	\$0	\$0	\$0	\$0	\$399,872	\$0	\$399,872	\$0	
		Total			\$0	\$666,453	\$0	\$0	\$0	\$0	\$666,453	\$0	\$399,872	\$266,581	
SALT L	14034	Undr Const	F-LC35(272)		2118	5	1	500 West; 3300 South to 3900 South				Reconstruct & Widening			
	Adv Dt: 04/02/22							Cnty:FA-2118; MP 4.76 - 5.64 & 500 West; 3300 South to 3900 South							
Project Type:		Roadway						2nd Concepts:							
		HSIP			\$250,000	\$0	\$0	\$0	\$0	\$0	\$250,000	\$233,075	\$0	\$16,925	
		LOCAL_GOV			\$0	\$4,800,000	\$0	\$0	\$0	\$0	\$4,800,000	\$0	\$0	\$4,800,000	
		LOCAL_MATCH			\$0	\$181,540	\$0	\$0	\$0	\$0	\$181,540	\$0	\$0	\$181,540	
		STP_COVID_SL			\$2,500,000	\$0	\$0	\$0	\$0	\$0	\$2,500,000	\$2,500,000	\$0	\$0	
		STP_URB_SL			\$2,681,540	\$0	\$0	\$0	\$0	\$0	\$2,681,540	\$2,500,000	\$0	\$181,540	
		Total			\$5,431,540	\$4,981,540	\$0	\$0	\$0	\$0	\$10,413,080	\$5,233,075	\$0	\$5,180,006	
SALT L	20313	Funding	NEWPROJ(20313)		2122	1	1	5600 South; 900 East to 1300 East				Major Rehabilitation - Roadway			
	To Be Adv Dt:							Cnty:FA-2122; MP 1.19 - 1.80							
Project Type:		Roadway						2nd Concepts:							
NEW		LOCAL_GOV			\$0	\$0	\$0	\$0	\$0	\$3,145,124	\$3,145,124	\$0	\$0	\$3,145,124	
		STP_URB_SL			\$0	\$0	\$0	\$0	\$0	\$5,433,676	\$5,433,676	\$5,065,816	\$0	\$367,860	
		Total			\$0	\$0	\$0	\$0	\$0	\$8,578,800	\$8,578,800	\$5,065,816	\$0	\$3,512,984	
SALT L	17838	STIP	F-2124(3)1		2124	1		Winchester and 700 West				Intersection Modification			
	To Be Adv Dt:							Cnty:FA-2124; MP 1.01 - 1.01							
Project Type:		Roadway						2nd Concepts:							
		STP_URB_SL			\$0	\$0	\$0	\$2,753,900	\$0	\$0	\$2,753,900	\$2,567,461	\$0	\$186,439	



DRAFT

DRAFT STIP approved for Public Comment

UDOT electronic Program Management Statewide Transportation Improvement Program



STIP 2023-2028

epm345_stip_report (Rev 2179)

Report Run on: Aug 30, 2022, 09:03 A.M.

Region	PIN	Status	Project No.	Rt.	Beg	Len	PIN Description / Project Location	Concept Description	CD	Total	Fed Aid	State	Other
		Fund	Prior		2023		2024	2025	2026				
Salt Lake County Projects													
SALT L	18845	Scoping	S-2128(1)6	2128	6	2	300 W; 400 S to 2100 S - Separated Bike Lanes Cnty:FA-2128; MP 5.93 - 8.37	Transportation Alternatives					
		Will Not Adv											
Project Type:		Other	2nd Concepts:										
		LOCAL_MATCH			\$0		\$1,400,000	\$0	\$0	\$0	\$0	\$0	\$1,400,000
		ST_TIF			\$0		\$2,100,000	\$0	\$0	\$0	\$0	\$2,100,000	\$0
		Total			\$0		\$3,500,000	\$0	\$0	\$0	\$0	\$2,100,000	\$1,400,000
SALT L	16925	Scoping	F-2138(1)0	2138		1	700 West; 3300 South to 3655 South (Carlisle Ave.) Cnty:FA-2138; MP .32 - .86	Reconstruct & Widening					
		To Be Adv Dt: 07/05/23											
Project Type:		Roadway	2nd Concepts:										
		LOCAL_GOV			\$0		\$0	\$2,281,110	\$0	\$0	\$2,281,110	\$0	\$2,281,110
		STP_URB_SL			\$10,000		\$0	\$2,135,232	\$2,145,233	\$0	\$0	\$4,000,001	\$290,464
		Total			\$10,000		\$0	\$2,135,232	\$4,426,343	\$0	\$0	\$6,571,575	\$2,571,574
SALT L	18820	STIP	F-2138(2)0	2138			700 W Reconstruct Phase II; Carlisle St - 3900 S Cnty:FA-2138; MP .00 - .31	Reconstruct & Widening					
		To Be Adv Dt:											
Project Type:		Pavement Reconstruction	2nd Concepts:										
		LOCAL_GOV			\$0		\$0	\$0	\$0	\$403,817	\$403,817	\$0	\$403,817
		STP_URB_SL			\$0		\$0	\$0	\$0	\$4,504,988	\$4,504,988	\$4,200,000	\$304,988
		Total			\$0		\$0	\$0	\$0	\$4,908,805	\$4,908,805	\$4,200,000	\$708,805
SALT L	20346	Funding	NEWPROJ(20346)	2142	2		I-15 & 4800 South Bike Lanes; Galleria Dr to 325 W Cnty:FA-2142; MP 1.96 - 2.09	Pedestrian/Bike facility					
		To Be Adv Dt:											
Project Type:		Roadway	2nd Concepts:										
NEW		LOCAL_GOV			\$0		\$0	\$236,530	\$0	\$0	\$236,530	\$0	\$236,530
		TAP_URB_WFRC			\$0		\$0	\$643,570	\$0	\$0	\$643,570	\$600,000	\$43,570
		Total			\$0		\$0	\$880,100	\$0	\$0	\$880,100	\$600,000	\$280,100
SALT L	19677	Scoping	F-2144(1)1	2144	1		4705 South 1500 East Full Stop Pedestrian Crossing Cnty:FA-2144; MP .88 - .88	Intersection Modification					
		To Be Adv Dt: 08/09/23											
Project Type:		Roadway	2nd Concepts:										
		STP_URB_SL			\$0		\$417,200	\$0	\$0	\$0	\$417,200	\$388,956	\$28,244
SALT L	16928	Scoping	F-2151(1)1	2151	1	1	8000 West; 2600 South to 3100 South - Magna Cnty:FA-2151; MP 1.49 - 2.21	Pedestrian/Bike facility					
		To Be Adv Dt: 08/08/23											
Project Type:		Roadway	2nd Concepts:										
		STP_URB_SL			\$10,000		\$536,308	\$800,392	\$2,679,000	\$0	\$0	\$4,025,700	\$272,540



DRAFT

DRAFT STIP approved for Public Comment

UDOT electronic Program Management Statewide Transportation Improvement Program



STIP 2023-2028

Report Run on: Aug 30, 2022, 09:03 A.M.

epm345_stip_report (Rev 2179)

Region	PIN	Status	Project No.	Rt.	Beg	Len	PIN Description / Project Location				Concept Description				
		Fund	Prior		2023		2024	2025	2026	CD	Total	Fed Aid	State	Other	
Salt Lake County Projects															
SALT L	20344	Funding	NEWPROJ(20344)	2153	4	2	Anthem Park Blvde - Bike Lanes; 11800 S to 13400 S				Pedestrian/Bike facility				
		To Be Adv Dt:													
Project Type:		Roadway		2nd Concepts:											
NEW		LOCAL_GOV		\$0	\$0		\$19,999	\$0	\$0	\$0	\$19,999	\$0	\$0	\$19,999	
		TAP_URB_WFRC		\$0	\$0		\$105,001	\$0	\$0	\$0	\$105,001	\$97,892	\$0	\$7,109	
		Total		\$0	\$0		\$125,000	\$0	\$0	\$0	\$125,000	\$97,892	\$0	\$27,108	
SALT L	19679	STIP	F-2146(1)8	2156	8		Cougar Lane; Niagara Way to Kearns High Drive				Adding a lane/shoulder				
		To Be Adv Dt:													
Project Type:		Roadway		2nd Concepts:											
		LOCAL_GOV		\$0	\$0		\$0	\$536,308	\$0	\$0	\$536,308	\$0	\$0	\$536,308	
		STP_URB_SL		\$0	\$0		\$0	\$2,267,692	\$0	\$0	\$2,267,692	\$2,114,169	\$0	\$153,523	
		Total		\$0	\$0		\$0	\$2,804,000	\$0	\$0	\$2,804,000	\$2,114,169	\$0	\$689,831	
SALT L	17869	Scoping	F-2162(2)1	2162		1	Cross Towne Trail; 2700 West to Bangerter Hwy				Transportation Alternatives				
		To Be Adv Dt: 02/21/23													
Project Type:		Other		2nd Concepts:											
		LOCAL_GOV		\$0	\$115,759		\$0	\$0	\$0	\$0	\$115,759	\$0	\$0	\$115,759	
		TAP_URB_WFRC		\$140,000	\$344,241		\$0	\$0	\$0	\$0	\$484,241	\$451,458	\$0	\$32,783	
		Total		\$140,000	\$460,000		\$0	\$0	\$0	\$0	\$600,000	\$451,458	\$0	\$148,542	
SALT L	20337	Funding	NEWPROJ(20337)	2162		1	Cross Towne Trail; 2700 West to Bangerter Highway				Pedestrian/Bike facility				
		To Be Adv Dt:													
Project Type:		Roadway		2nd Concepts:											
NEW		LOCAL_GOV		\$0	\$0		\$1,462,312	\$0	\$0	\$0	\$1,462,312	\$0	\$0	\$1,462,312	
		TAP_URB_WFRC		\$0	\$0		\$321,888	\$0	\$0	\$0	\$321,888	\$300,097	\$0	\$21,792	
		Total		\$0	\$0		\$1,784,200	\$0	\$0	\$0	\$1,784,200	\$300,097	\$0	\$1,484,103	
SALT L	14831	Undr Const	F-LC35(294)	2172	4	2	4100 South; Bangerter Highway to 5460 West				Major Rehabilitation - Roadway				
		Adv Dt: 01/19/19													
Project Type:		Roadway		2nd Concepts:											
		LOCAL_GOV		\$7,290,209	\$2,339,791		\$0	\$0	\$0	\$0	\$9,630,000	\$0	\$0	\$9,630,000	
		LOCAL_MATCH		\$815,311	\$0		\$0	\$0	\$0	\$0	\$815,311	\$0	\$0	\$815,311	
		L_BETTERMENT		\$5,422,118	\$384,214		\$0	\$0	\$0	\$0	\$5,806,332	\$0	\$0	\$5,806,332	
		STP_HIF_SL		\$3,421,462	\$0		\$0	\$0	\$0	\$0	\$3,421,462	\$3,421,462	\$0	\$0	
		STP_URB_SL		\$7,806,221	\$136,067		\$0	\$0	\$0	\$0	\$7,942,288	\$7,942,288	\$0	\$0	
		Total		\$24,755,321	\$2,860,072		\$0	\$0	\$0	\$0	\$27,615,393	\$11,363,750	\$0	\$16,251,643	



DRAFT

DRAFT STIP approved for Public Comment

UDOT electronic Program Management Statewide Transportation Improvement Program



STIP 2023-2028

Report Run on: Aug 30, 2022, 09:03 A.M.

epm345_stip_report (Rev 2179)

Region	PIN	Status	Project No.	Rt.	Beg	Len	PIN Description / Project Location	Concept Description	CD	Total	Fed Aid	State	Other
		Fund	Prior		2023		2024	2025	2026				
Salt Lake County Projects													
SALT L	16930	Undr Const	F-2172(6)14	2172	14	1	3900 South; 2300 East to Wasatch Blvd Cnty:FA-2172; MP 14.03 - 15.53	Reconstruct & Widening					
		Adv Dt: 11/14/20											
Project Type:		Roadway		2nd Concepts:									
		LOCAL_GOV			\$4,833,009		\$91,310	\$0	\$0	\$0	\$0	\$4,924,319	\$0
		STP_URB_SL			\$4,290,616		\$0	\$0	\$0	\$0	\$0	\$4,290,616	\$4,000,142
		Total			\$9,123,626		\$91,310	\$0	\$0	\$0	\$0	\$9,214,936	\$4,000,142
												\$0	\$5,214,794
SALT L	20420	Scoping	S-2173(1)1	2173	1	1	1300 West Bike Lanes; 3300 South and 3900 South Cnty:FA-2173; MP 1.24 - 2.23	Local/MPO/Other Agency Pass-Through					
		Will Not Adv											
Project Type:		Other		2nd Concepts:									
		L_PASS_MATCH			\$0		\$2,000,000	\$0	\$0	\$0	\$0	\$2,000,000	\$0
		ST_TIF_ACT			\$0		\$3,000,000	\$0	\$0	\$0	\$0	\$3,000,000	\$0
		Total			\$0		\$5,000,000	\$0	\$0	\$0	\$0	\$5,000,000	\$0
												\$3,000,000	\$2,000,000
SALT L	15914	Scoping	F-2179(1)0	2179			Riverfront Parkway; 11050 S to 11400 S, Widen Cnty:FA-2179; MP .00 - .42	Widen Existing Facility					
		To Be Adv Dt: 03/24/23											
Project Type:		Capacity		2nd Concepts:									
		LOCAL_GOV			\$0		\$90,100	\$0	\$0	\$0	\$0	\$90,100	\$0
		STP_URB_SL			\$0		\$1,750,800	\$0	\$0	\$0	\$0	\$1,750,800	\$1,632,271
		Total			\$0		\$1,840,900	\$0	\$0	\$0	\$0	\$1,840,900	\$1,632,271
												\$0	\$208,629
SALT L	15911	Active	F-2180(3)1	2180	1	1	900 East; 3900 S to 4500 S, Safety/ Recon, Millcre Cnty:FA-2180; MP .59 - 1.47	Spot Safety Improvement					
		To Be Adv Dt: 11/29/22											
Project Type:		Traffic and Safety		2nd Concepts:									
		LOCAL_GOV			\$0		\$300,064	\$0	\$0	\$0	\$0	\$300,064	\$0
		LOCAL_MATCH			\$0		\$217,848	\$0	\$0	\$0	\$0	\$217,848	\$0
		STP_COVID_SL			\$605,995		\$2,394,005	\$0	\$0	\$0	\$0	\$3,000,000	\$3,000,000
		STP_URB_SL			\$2,187,988		\$1,364,299	\$0	\$0	\$0	\$0	\$3,552,287	\$3,311,797
		Total			\$2,793,983		\$4,276,216	\$0	\$0	\$0	\$0	\$7,070,199	\$6,311,797
												\$0	\$758,402
SALT L	19688	Scoping	F-2189(1)0	2189			Juniper Crest Crosswalk & Mt Ogden Peak Dr Cnty:FA-2189; MP .23 - .23	Safe Routes to Schools					
		To Be Adv Dt: 04/03/23											
Project Type:		Traffic and Safety		2nd Concepts:									
		LOCAL_GOV			\$0		\$61,846	\$0	\$0	\$0	\$0	\$61,846	\$0
		TAP_URB_WFRC			\$80,000		\$188,154	\$0	\$0	\$0	\$0	\$268,154	\$250,000
		Total			\$80,000		\$250,000	\$0	\$0	\$0	\$0	\$330,000	\$250,000
												\$0	\$80,000
SALT L	17807	Scoping	F-2213(1)1	2213	1		Lone Peak Parkway; 12650 South to 12300 South Cnty:FA-2213; MP 1.23 - 1.65	Reconstruct & Widening					
		To Be Adv Dt: 02/21/24											
Project Type:		Roadway		2nd Concepts:									
		LOCAL_GOV			\$0		\$0	\$870,988	\$0	\$0	\$0	\$870,988	\$0
		STP_URB_SL			\$0		\$375,416	\$0	\$3,893,596	\$0	\$0	\$4,269,012	\$3,980,000
		Total			\$0		\$375,416	\$0	\$4,764,584	\$0	\$0	\$5,140,000	\$3,980,000
												\$0	\$1,160,000



DRAFT

DRAFT STIP approved for Public Comment

UDOT electronic Program Management Statewide Transportation Improvement Program



STIP 2023-2028

Report Run on: Aug 30, 2022, 09:03 A.M.

epm345_stip_report (Rev 2179)

Region	PIN	Status	Project No.	Rt. Beg Len	PIN Description / Project Location				Concept Description			State	Other
	Fund		Prior	2023	2024	2025	2026	CD	Total	Fed Aid			
Salt Lake County Projects													
SALT L	18823	Scoping	F-2215(1)0	2215	1	3650 South; 2700 West to 3200 West			Reconstruct & Widening				
		To Be Adv Dt: 09/11/23				Cnty:FA-2215; MP .00 - 1.00							
Project Type:		Pavement Reconstruction				2nd Concepts:							
	LOCAL_GOV		\$0	\$0	\$0	\$0	\$0	\$3,112,477	\$3,112,477	\$0	\$0	\$3,112,477	
	LOCAL_MATCH		\$0	\$1,462,741	\$0	\$0	\$0	\$0	\$1,462,741	\$0	\$0	\$1,462,741	
	STP_URB_SL		\$10,000	\$0	\$0	\$0	\$0	\$6,180,592	\$6,190,592	\$5,771,489	\$0	\$419,103	
	ST_TTIF_FMLM		\$0	\$2,194,111	\$0	\$0	\$0	\$0	\$2,194,111	\$0	\$2,194,111	\$0	\$0
	Total		\$10,000	\$3,656,852	\$0	\$0	\$0	\$9,293,069	\$12,959,921	\$5,771,489	\$2,194,111	\$4,994,321	
SALT L	12000	Undr Const	F-LC35(247)	2218		Bengal Blvd & 2300 East Round-About			Intersection Modification				
		Adv Dt: 05/08/21				Cnty:FA-2218; MP .49 - .54 & Bengal Blvd & 2300 East Round-About							
Project Type:		Roadway				2nd Concepts:							
	CMAQ_WFRC		\$925,123	\$0	\$0	\$0	\$0	\$0	\$925,123	\$862,492	\$0	\$62,631	
	CMAQ_WFRC_1		\$2,655,000	\$0	\$0	\$0	\$0	\$0	\$2,655,000	\$2,655,000	\$0	\$0	\$0
	LOCAL_INKIND		\$0	\$192,796	\$0	\$0	\$0	\$0	\$192,796	\$0	\$0	\$192,796	
	Total		\$3,580,123	\$192,796	\$0	\$0	\$0	\$0	\$3,772,919	\$3,517,492	\$0	\$255,427	
SALT L	18816	Scoping	F-2218(1)0	2218		Bengal Boulevard & Highland Drive Intersection			Intersection Improvements				
		To Be Adv Dt: 02/15/23				Cnty:FA-2218; MP .00 - .07							
Project Type:		Traffic and Safety				2nd Concepts:							
	LOCAL_GOV		\$0	\$0	\$0	\$0	\$0	\$10,000	\$10,000	\$0	\$0	\$10,000	
	STP_URB_SL		\$0	\$10,000	\$0	\$0	\$0	\$2,124,200	\$2,134,200	\$1,989,715	\$0	\$144,485	
	Total		\$0	\$10,000	\$0	\$0	\$0	\$2,134,200	\$2,144,200	\$1,989,715	\$0	\$154,485	
SALT L	16948	Active	F-2224(1)0	2224		2600 East Sidewalk; 7609 South to 7640 South			Pedestrian/Bike facility				
		To Be Adv Dt: 10/24/22				Cnty:FA-2224; MP .11 - .26							
Project Type:		Roadway				2nd Concepts:							
	TAP_URB_WFRC		\$110,000	\$305,000	\$0	\$0	\$0	\$0	\$415,000	\$386,905	\$0	\$28,096	
SALT L	17806	Scoping	F-2233(1)1	2233	1	Parkway Blvd (2700 S); MVC to 6400 West			Reconstruct & Widening				
		To Be Adv Dt: 02/17/23				Cnty:FA-2233; MP 1.00 - 1.43							
Project Type:		Roadway				2nd Concepts:							
	LOCAL_GOV		\$0	\$0	\$0	\$0	\$0	\$82,935	\$82,935	\$0	\$0	\$82,935	
	STP_URB_SL		\$2,285,000	\$120,127	\$0	\$1,145,232	\$0	\$2,134,506	\$5,684,865	\$5,300,000	\$0	\$384,865	
	Total		\$2,285,000	\$120,127	\$0	\$1,145,232	\$0	\$2,217,441	\$5,767,800	\$5,300,000	\$0	\$467,800	
SALT L	17867	Scoping	F-2236(1)2	2236	2	2820 South; 7440 West to 7736 West			Safe Sidewalk				
		To Be Adv Dt: 11/09/22				Cnty:FA-2236; MP 1.84 - 2.28							
Project Type:		Traffic and Safety				2nd Concepts:							
	LOCAL_GOV		\$0	\$252,075	\$0	\$0	\$0	\$0	\$252,075	\$0	\$0	\$252,075	
	TAP_URB_WFRC		\$386,500	\$300,225	\$0	\$0	\$0	\$0	\$686,725	\$640,234	\$0	\$46,491	
	Total		\$386,500	\$552,300	\$0	\$0	\$0	\$0	\$938,800	\$640,234	\$0	\$298,566	



DRAFT

DRAFT STIP approved for Public Comment

UDOT electronic Program Management Statewide Transportation Improvement Program



STIP 2023-2028

Report Run on: Aug 30, 2022, 09:03 A.M.

epm345_stip_report (Rev 2179)

Region	PIN	Status	Project No.	Rt. Beg Len	PIN Description / Project Location	Concept Description	CD	Total	Fed Aid	State	Other
		Fund	Prior	2023	2024	2025	2026				
Salt Lake County Projects											
SALT L	20312	Funding	NEWPROJ(20312)	2238	1 7200 West; 3500 South to Copper Hill Drive Cnty:FA-2238; MP .38 - 1.00	Major Rehabilitation - Roadway					
		To Be Adv Dt:									
Project Type:		Roadway			2nd Concepts:						
NEW		LOCAL_GOV		\$0	\$0	\$0	\$0	\$2,023,640	\$2,023,640	\$0	\$0
		STP_URB_SL		\$0	\$0	\$0	\$0	\$5,058,260	\$5,058,260	\$4,715,816	\$0
		Total		\$0	\$0	\$0	\$0	\$7,081,900	\$7,081,900	\$4,715,816	\$0
SALT L	11085	Awarded	F-2240(2)0	2240	2 4700 South; 4000 West to 5600 West Cnty:FA-2240; MP .00 - 2.01	Reconstruct & Widening					
		Adv Dt:	04/09/22								
Project Type:		Roadway			2nd Concepts:						
		LOCAL_GOV		\$29,659	\$10,826,144	\$0	\$0	\$0	\$10,855,802	\$0	\$0
		STP_URB_SL		\$11,664,743	\$3,539,633	\$0	\$0	\$0	\$15,204,377	\$14,175,040	\$0
		Total		\$11,694,402	\$14,365,777	\$0	\$0	\$0	\$26,060,179	\$14,175,040	\$0
SALT L	20422	Scoping	S-2250(1)6	2250	6 1 400 S Viaduct Multi-use Trail Cnty:FA-2250; MP 5.80 - 6.55	Local/MPO/Other Agency Pass-Through					
		Will Not Adv									
Project Type:		Other			2nd Concepts:						
		L_PASS_MATCH		\$0	\$4,237,333	\$0	\$0	\$0	\$4,237,333	\$0	\$0
		ST_TTIF_FMLM		\$0	\$6,356,000	\$0	\$0	\$0	\$6,356,000	\$0	\$0
		Total		\$0	\$10,593,333	\$0	\$0	\$0	\$10,593,333	\$0	\$0
SALT L	20309	Funding	NEWPROJ(20309)	2258	5 1 900 West; North Temple to 600 North Cnty:FA-2258; MP 4.98 - 5.73	Major Rehabilitation - Roadway					
		To Be Adv Dt:									
Project Type:		Roadway			2nd Concepts:						
NEW		LOCAL_GOV		\$0	\$0	\$0	\$0	\$4,239,529	\$4,239,529	\$0	\$0
		STP_URB_SL		\$0	\$0	\$0	\$0	\$3,449,336	\$3,449,336	\$3,215,816	\$0
		Total		\$0	\$0	\$0	\$0	\$7,688,865	\$7,688,865	\$3,215,816	\$0
SALT L	20323	Funding	NEWPROJ(20323)	2258	4 Salt Lake Green Bike Share Expansion Cnty:FA-2258; MP 4.23 - 4.23	Pedestrian/Bike facility					
		To Be Adv Dt:									
Project Type:		Roadway			2nd Concepts:						
NEW		CMAQ_WFRC		\$0	\$0	\$0	\$0	\$476,718	\$476,718	\$444,444	\$0
		LOCAL_GOV		\$0	\$0	\$0	\$0	\$166,852	\$166,852	\$0	\$0
		Total		\$0	\$0	\$0	\$0	\$643,570	\$643,570	\$444,444	\$0
SALT L	20397	Scoping	S-2266(3)6	2266	6 Parleys Trail Gap In Sugar House (Salt Lake City) Cnty:FA-2266; MP 5.85 - 6.30	Local/MPO/Other Agency Pass-Through					
		Will Not Adv									
Project Type:		Other			2nd Concepts:						
		L_PASS_MATCH		\$0	\$633,333	\$0	\$0	\$0	\$633,333	\$0	\$0
		ST_TIF_ACT		\$0	\$950,000	\$0	\$0	\$0	\$950,000	\$0	\$0
		Total		\$0	\$1,583,333	\$0	\$0	\$0	\$1,583,333	\$0	\$0



DRAFT

DRAFT STIP approved for Public Comment

UDOT electronic Program Management Statewide Transportation Improvement Program



STIP 2023-2028

Report Run on: Aug 30, 2022, 09:03 A.M.

epm345_stip_report (Rev 2179)

Region	PIN	Status	Project No.	Rt.	Beg Len	PIN Description / Project Location				Concept Description				
		Fund	Prior		2023	2024	2025	2026	CD	Total	Fed Aid	State	Other	
Salt Lake County Projects														
SALT L	14041	Undr Const	F-LC35(278)		2266	1	Highland Drive; Spring Lane to Fardown Avenue				Reconstruct no widening			
		Adv Dt:	09/12/20				Cnty:FA-2266; MP .24 - 1.08 & Highland Drive; Spring Lane to Fardown Avenue							
Project Type:		Roadway				2nd Concepts:								
		EM_HPP_1702		\$250,000	\$0	\$0	\$0	\$0	\$0	\$250,000	\$200,000	\$0	\$50,000	
		EQ_BONUS(MG)		\$0	\$0	\$0	\$0	\$0	\$0	\$0	\$0	\$0	\$0	
		LOCAL_GOV		\$89,014	\$210,986	\$0	\$0	\$0	\$0	\$300,000	\$0	\$0	\$300,000	
		STP_FLX_ST		\$389,634	\$0	\$0	\$0	\$0	\$0	\$389,634	\$363,256	\$0	\$26,378	
		STP_URB_SL		\$2,405,996	\$603	\$0	\$0	\$0	\$0	\$2,406,599	\$2,243,672	\$0	\$162,927	
		Total		\$3,134,644	\$211,589	\$0	\$0	\$0	\$0	\$3,346,233	\$2,806,928	\$0	\$539,305	
SALT L	14828	Scoping	F-LC35(291)		2266	1	Highland Dr. Corridor Feasibility Study				Planning			
		Will Not Adv					Cnty:FA-2266; MP .00 - 1.39							
Project Type:		Studies				2nd Concepts:								
		LOCAL_GOV		\$0	\$12,443	\$0	\$0	\$0	\$0	\$12,443	\$0	\$0	\$12,443	
		STP_URB_SL		\$171,357	\$0	\$0	\$0	\$0	\$0	\$171,357	\$171,357	\$0	\$0	
		Total		\$171,357	\$12,443	\$0	\$0	\$0	\$0	\$183,800	\$171,357	\$0	\$12,443	
SALT L	16944	Scoping	F-2266(2)2		2266	2	Highland Drive & 4500 South Intersection Imp				Intersection Modification			
		To Be Adv Dt:	07/26/24				Cnty:FA-2266; MP 2.43 - 2.43							
Project Type:		Roadway				2nd Concepts:								
		CMAQ_PM2.5		\$0	\$0	\$1,287,139	\$0	\$0	\$0	\$1,287,139	\$1,200,000	\$0	\$87,139	
		CMAQ_WFRC		\$0	\$0	\$0	\$0	\$0	\$0	\$0	\$0	\$0	\$0	
		LOCAL_GOV		\$0	\$0	\$1,309,861	\$0	\$0	\$0	\$1,309,861	\$0	\$0	\$1,309,861	
		Total		\$0	\$0	\$2,597,000	\$0	\$0	\$0	\$2,597,000	\$1,200,000	\$0	\$1,397,000	
SALT L	20416	Scoping	S-2292(1)13		2292	13	1 Emigration Cyn Rd; Margarethe to Pinecrest Cyn Rd				Local/MPO/Other Agency Pass-Through			
		Will Not Adv					Cnty:FA-2292; MP 12.54 - 13.83							
Project Type:		Other				2nd Concepts:								
		L_PASS_MATCH		\$0	\$2,104,840	\$0	\$0	\$0	\$0	\$2,104,840	\$0	\$0	\$2,104,840	
		ST_TIF_ACT		\$0	\$3,157,260	\$0	\$0	\$0	\$0	\$3,157,260	\$0	\$3,157,260	\$0	
		Total		\$0	\$5,262,100	\$0	\$0	\$0	\$0	\$5,262,100	\$0	\$3,157,260	\$2,104,840	
SALT L	19684	STIP	F-2322(1)4		2322	4	East Downtown 200 So Transit Hub (400 E to 300 E)				UTA/Transit			
		To Be Adv Dt:					Cnty:FA-2322; MP 3.64 - 3.79							
Project Type:		Other				2nd Concepts:								
		CMAQ_WFRC		\$0	\$0	\$0	\$0	\$0	\$1,072,616	\$1,072,616	\$1,000,000	\$0	\$72,616	
		LOCAL_GOV		\$0	\$0	\$0	\$0	\$0	\$918,684	\$918,684	\$0	\$0	\$918,684	
		Total		\$0	\$0	\$0	\$0	\$0	\$1,991,300	\$1,991,300	\$1,000,000	\$0	\$991,300	



DRAFT

DRAFT STIP approved for Public Comment

UDOT electronic Program Management Statewide Transportation Improvement Program



STIP 2023-2028

Report Run on: Aug 30, 2022, 09:03 A.M.

epm345_stip_report (Rev 2179)

Region	PIN	Status	Project No.	Rt.	Beg Len	PIN Description / Project Location			Concept Description					
		Fund	Prior		2023	2024	2025	2026	CD	Total	Fed Aid	State	Other	
Salt Lake County Projects														
SALT L	20424	Scoping	S-2324(1)0		2324	1	West Temple Walk Bike Transit Connections			Local/MPO/Other Agency Pass-Through				
Project Type:		Will Not Adv					Cnty:FA-2324; MP .00 - .75							
		Other					2nd Concepts:							
		L_PASS_MATCH			\$0	\$884,000	\$0	\$0	\$0	\$0	\$884,000	\$0	\$0	\$884,000
		ST_TTIF_FMLM			\$0	\$1,326,000	\$0	\$0	\$0	\$0	\$1,326,000	\$0	\$1,326,000	\$0
		Total			\$0	\$2,210,000	\$0	\$0	\$0	\$0	\$2,210,000	\$0	\$1,326,000	\$884,000
SALT L	20423	Scoping	S-2330(2)3		2330	3	1	North Temple Active Transportation Project			Local/MPO/Other Agency Pass-Through			
Project Type:		Will Not Adv					Cnty:FA-2330; MP 2.98 - 3.73							
		Other					2nd Concepts:							
		L_PASS_MATCH			\$0	\$2,200,000	\$0	\$0	\$0	\$0	\$2,200,000	\$0	\$0	\$2,200,000
		ST_TTIF_FMLM			\$0	\$3,300,000	\$0	\$0	\$0	\$0	\$3,300,000	\$0	\$3,300,000	\$0
		Total			\$0	\$5,500,000	\$0	\$0	\$0	\$0	\$5,500,000	\$0	\$3,300,000	\$2,200,000
SALT L	17850	STIP	F-2330(1)1		2330	1	SLC West Intermodal Center			UTA/Transit				
Project Type:		To Be Adv Dt:					Cnty:FA-2330; MP 1.30 - 1.30							
		Other					2nd Concepts:							
		CMAQ_WFRC			\$0	\$0	\$0	\$1,501,663	\$0	\$0	\$1,501,663	\$1,400,000	\$0	\$101,663
		LOCAL_GOV			\$0	\$0	\$0	\$2,698,637	\$0	\$0	\$2,698,637	\$0	\$0	\$2,698,637
		STP_URB_SL			\$0	\$0	\$0	\$0	\$0	\$2,270,092	\$2,270,092	\$2,116,407	\$153,685	\$0
	Total			\$0	\$0	\$0	\$4,200,300	\$0	\$2,270,092	\$6,470,392	\$3,516,407	\$153,685	\$2,800,300	
SALT L	19633	STIP	F-2354(3)1		2354	1	1	700 North; 2200 West to Redwood Rd (1700 West)			Major Rehabilitation - Roadway			
Project Type:		To Be Adv Dt:					Cnty:FA-2354; MP .99 - 1.72							
		Roadway					2nd Concepts:							
		LOCAL_GOV			\$0	\$0	\$0	\$0	\$0	\$1,462,752	\$1,462,752	\$0	\$0	\$1,462,752
		STP_URB_SL			\$0	\$0	\$0	\$0	\$0	\$3,217,848	\$3,217,848	\$3,000,000	\$0	\$217,848
		Total			\$0	\$0	\$0	\$0	\$0	\$4,680,600	\$4,680,600	\$3,000,000	\$0	\$1,680,600
SALT L	14932	Active	F-LC35(297)		2364	1	300 North Pedestrian/ Bicyclist Safety Overpass			Pedestrian/Bicycle Safety				
Project Type:		Will Not Adv					Cnty:FA-2364; MP .60 - .60 & 300 North over the Union Pacific and Commuter Rail Railroad Tracks (West of 500 W and East of 490 W)							
		Traffic and Safety					2nd Concepts:							
		LOCAL_GOV			\$0	\$0	\$0	\$0	\$0	\$0	\$0	\$0	\$0	\$0
		LOCAL_MATCH			\$0	\$0	\$0	\$0	\$0	\$0	\$0	\$0	\$0	\$0
		L_PASS_MATCH			\$0	\$1,069,250	\$0	\$0	\$0	\$0	\$1,069,250	\$0	\$0	\$1,069,250
		R/H_HZ_EL90S			\$0	\$0	\$0	\$0	\$0	\$0	\$0	\$0	\$0	\$0
		R/H_HZ_ELM1			\$0	\$500,000	\$0	\$0	\$0	\$0	\$500,000	\$500,000	\$0	\$0
		STP_URB_SL			\$0	\$2,900,000	\$0	\$0	\$0	\$0	\$2,900,000	\$2,900,000	\$0	\$0
		TIGER_WFRC			\$0	\$1,634,797	\$0	\$0	\$0	\$0	\$1,634,797	\$1,634,797	\$0	\$0
		UPRR			\$0	\$500,000	\$0	\$0	\$0	\$0	\$500,000	\$0	\$0	\$500,000
		Total			\$0	\$6,604,047	\$0	\$0	\$0	\$0	\$6,604,047	\$5,034,797	\$0	\$1,569,250



DRAFT

DRAFT STIP approved for Public Comment

UDOT electronic Program Management Statewide Transportation Improvement Program



STIP 2023-2028

epm345_stip_report (Rev 2179)

Report Run on: Aug 30, 2022, 09:03 A.M.

Region	PIN	Status	Project No.	Rt. Beg Len	PIN Description / Project Location				Concept Description			
		Fund	Prior	2023	2024	2025	2026	CD	Total	Fed Aid	State	Other
Salt Lake County Projects												
SALT L	15264	Scoping	S-R299(244)	MULT	I-80 and State Street Interchange R/W				PE			
		Will Not Adv			US-89; MP 375.64 - 375.91 & I-80; MP 122.93 - 123.46							
Project Type:		Roadway			2nd Concepts:							
		ST_HB377/TF		\$0	\$0	\$0	\$0	\$0	\$0	\$0	\$0	\$0
		ST_TIF		\$0	\$0	\$500,000	\$0	\$0	\$0	\$500,000	\$0	\$500,000
		Total		\$0	\$0	\$500,000	\$0	\$0	\$0	\$500,000	\$0	\$500,000
SALT L	15688	Undr Const	F-I80-3(193)125	MULT	I-80; 1300 E to 2300 E and I-215; 3300 S to 4500 S				High Volume			
		Adv Dt: 10/01/20			I-80; MP 124.96 - 127.57 & I-215; MP 1.60 - 4.00							
Project Type:		Pavement Reconstruction			2nd Concepts:							
		NHPP_BR	\$13,700,000	\$0	\$0	\$0	\$0	\$0	\$13,700,000	\$12,772,510	\$927,490	\$0
		NHPP_IM	\$36,264,817	\$0	\$0	\$0	\$0	\$0	\$36,264,817	\$34,154,205	\$2,110,612	\$0
		STP_BRIDGE	\$12,127,013	\$0	\$0	\$0	\$0	\$0	\$12,127,013	\$11,306,014	\$820,999	\$0
		STP_FLX_ST	\$17,760,964	\$62,454,997	\$0	\$0	\$0	\$0	\$80,215,960	\$74,785,340	\$5,430,621	\$0
		ST_RET_ROW	\$4,192,210	\$0	\$0	\$0	\$0	\$0	\$4,192,210	\$0	\$4,192,210	\$0
		Total	\$84,045,003	\$62,454,997	\$0	\$0	\$0	\$0	\$146,500,000	\$133,018,069	\$13,481,931	\$0
SALT L	16490	Scoping	F-I215(197)11	MULT	700 W, 300 W & TRAX over I-215 Bridge Rehabs				Replacement and Rehabilitation - Structure			
		To Be Adv Dt: 12/01/23			I-215; MP 11.14 - 11.19 & I-215; MP 11.11 - 11.22 & Cnty:FA-2118; MP 1.00 - 1.08							
Project Type:		Structures			2nd Concepts:							
		NHPP_BR	\$0	\$0	\$0	\$0	\$0	\$0	\$0	\$0	\$0	\$0
		STP_BRIDGE	\$760,000	\$240,000	\$6,600,000	\$0	\$0	\$0	\$7,600,000	\$7,085,480	\$514,520	\$0
		Total	\$760,000	\$240,000	\$6,600,000	\$0	\$0	\$0	\$7,600,000	\$7,085,480	\$514,520	\$0
SALT L	18452	STIP	S-0085(19)4	MULT	MVC; Old Bing Hwy to Porter Rockwell				New Capacity			
		Will Not Adv			SR-85; MP 3.53 - 12.46 & SR-85; MP 3.53 - 12.46							
Project Type:		Capacity			2nd Concepts:							
		ST_CONCPT_D2	\$45,649	\$0	\$0	\$0	\$0	\$0	\$45,649	\$0	\$45,649	\$0
		ST_TIF	\$0	\$0	\$0	\$0	\$0	\$490,000,000	\$490,000,000	\$0	\$490,000,000	\$0
		Total	\$45,649	\$0	\$0	\$0	\$0	\$490,000,000	\$490,045,649	\$0	\$490,045,649	\$0
SALT L	18843	Active	S-2354(1)2	MULT	600/700 N Frequent Transit Network Improvements				UTA/Transit			
		Will Not Adv			SR-268; MP .00 - .73 & Cnty:FA-2354; MP 1.72 - 3.09							
Project Type:		Other			2nd Concepts:							
		LOCAL_MATCH	\$0	\$0	\$0	\$0	\$0	\$0	\$0	\$0	\$0	\$0
		L_PASS_MATCH	\$0	\$152,000	\$0	\$0	\$0	\$0	\$152,000	\$0	\$0	\$152,000
		ST_TTIF	\$0	\$228,000	\$0	\$0	\$0	\$0	\$228,000	\$0	\$228,000	\$0
		Total	\$0	\$380,000	\$0	\$0	\$0	\$0	\$380,000	\$0	\$228,000	\$152,000



DRAFT

DRAFT STIP approved for Public Comment

UDOT electronic Program Management Statewide Transportation Improvement Program



STIP 2023-2028

Report Run on: Aug 30, 2022, 09:03 A.M.

epm345_stip_report (Rev 2179)

Region	PIN	Status	Project No.	Rt. Beg Len	PIN Description / Project Location				Concept Description			
		Fund	Prior	2023	2024	2025	2026	CD	Total	Fed Aid	State	Other
Salt Lake County Projects												
SALT L	18844	Scoping	S-2354(2)1	MULT	600/700 N Active Transportation Improvements				Transportation Alternatives			
		Will Not Adv			Cnty:FA-2354; MP .99 - 3.09 & SR-268; MP .00 - .73							
Project Type:		Other			2nd Concepts:							
		LOCAL_MATCH		\$0	\$0	\$0	\$0	\$0	\$0	\$0	\$0	\$0
		L_PASS_MATCH		\$0	\$1,600,000	\$0	\$0	\$0	\$1,600,000	\$0	\$0	\$1,600,000
		ST_TIF		\$0	\$2,400,000	\$0	\$0	\$0	\$2,400,000	\$0	\$2,400,000	\$0
		Total		\$0	\$4,000,000	\$0	\$0	\$0	\$4,000,000	\$0	\$2,400,000	\$1,600,000
SALT L	18847	STIP	S-2066(3)10	MULT	1300 W; 6400 S to 4800 S - Active Transportation				Transportation Alternatives			
		To Be Adv Dt:			Cnty:FA-2066; MP 10.03 - 11.72							
Project Type:		Other			2nd Concepts:							
		LOCAL_MATCH		\$0	\$0	\$0	\$1,120,000	\$0	\$1,120,000	\$0	\$0	\$1,120,000
		ST_TIF		\$0	\$0	\$0	\$1,680,000	\$0	\$1,680,000	\$0	\$1,680,000	\$0
		Total		\$0	\$0	\$0	\$2,800,000	\$0	\$2,800,000	\$0	\$1,680,000	\$1,120,000
SALT L	19632	STIP	F-R299(421)	MULT	SLC Metro - Signal Timing and Optimization				Traffic Signal Coordination			
		To Be Adv Dt:			Cnty:FA-2161; MP 1.51 - 4.25 & SR-48; MP .00 - 2.00							
Project Type:		Traffic Management			2nd Concepts:							
		STP_URB_SL		\$0	\$0	\$0	\$0	\$600,000	\$600,000	\$559,380	\$40,620	\$0
SALT L	19737	Scoping	S-R299(425)	MULT	3100 S Buffered Bike Ln; 8000 W to 4000 W				Transportation Alternatives			
		Will Not Adv			Cnty:FA-2232; MP 1.46 - 4.47 & Cnty:FA-2246; MP .00 - 2.00							
Project Type:		Other			2nd Concepts:							
		L_PASS_MATCH		\$0	\$180,000	\$0	\$0	\$0	\$180,000	\$0	\$0	\$180,000
		ST_TIF_ACT		\$0	\$720,000	\$0	\$0	\$0	\$720,000	\$0	\$720,000	\$0
		Total		\$0	\$900,000	\$0	\$0	\$0	\$900,000	\$0	\$720,000	\$180,000
SALT L	20415	Scoping	S-0154(250)4	MULT	Bangerter Highway South Interchanges				TIF - Transportation Investment Fund			
		To Be Adv Dt: 02/15/23			SR-154; MP 10.16 - 10.63 & SR-154; MP 4.09 - 4.42 & SR-154; MP 5.57 - 5.97							
Project Type:		Capacity			2nd Concepts:							
		ST_TIF		\$0	\$7,000,000	\$36,646,603	\$177,105,000	\$0	\$220,751,603	\$0	\$220,751,603	\$0
		ST_TIF_HB433		\$0	\$9,853,397	\$0	\$37,895,000	\$0	\$47,748,397	\$0	\$47,748,397	\$0
		Total		\$0	\$16,853,397	\$36,646,603	\$215,000,000	\$0	\$268,500,000	\$0	\$268,500,000	\$0
SALT L	20430	Scoping	S-0186(46)1	MULT	Bicycle Lanes up Capitol Hill				Local/MPO/Other Agency Pass-Through			
		Will Not Adv			SR-186; MP 1.18 - 1.50 & Cnty:FA-2148; MP 6.84 - 7.14							
Project Type:		Other			2nd Concepts:							
		L_PASS_MATCH		\$0	\$270,734	\$0	\$0	\$0	\$270,734	\$0	\$0	\$270,734
		ST_TTIF_FMLM		\$0	\$406,102	\$0	\$0	\$0	\$406,102	\$0	\$406,102	\$0
		Total		\$0	\$676,836	\$0	\$0	\$0	\$676,836	\$0	\$406,102	\$270,734



DRAFT

DRAFT STIP approved for Public Comment

UDOT electronic Program Management Statewide Transportation Improvement Program



STIP 2023-2028

Report Run on: Aug 30, 2022, 09:03 A.M.

epm345_stip_report (Rev 2179)

Region	PIN	Status	Project No.	Rt. Beg Len	PIN Description / Project Location				Concept Description			
		Fund	Prior	2023	2024	2025	2026	CD	Total	Fed Aid	State	Other
Salt Lake County Projects												
SALT L	20518	Scoping	S-0154(103)10	MULT	Bangerter Highway Aqueduct Protection				Other			
		To Be Adv Dt: 10/21/22			SR-154; MP 9.98 - 10.91 & SR-154; MP 16.30 - 17.34							
Project Type:		Capacity		2nd Concepts:								
		ST_TIF		\$0	\$3,000,000	\$0	\$0	\$0	\$3,000,000	\$0	\$3,000,000	\$0
SALT L	7703	Undr Const	MP-0182(6)	MULT	MVC; Salt Lake County PM				Staffing Support			
		Will Not Adv			MVC; Salt Lake County PM							
Project Type:		Other		2nd Concepts:								
		LOCAL_INKIND		\$0	\$0	\$0	\$0	\$0	\$0	\$0	\$0	\$0
		L_BETTERMENT		\$38,333,979	\$0	\$0	\$0	\$0	\$38,333,979	\$0	\$0	\$38,333,979
		ST_BONDS_MVC		\$55,800,000	\$0	\$0	\$0	\$0	\$55,800,000	\$0	\$55,800,000	\$0
		ST_CHF_TIF		\$193,845,199	\$0	\$0	\$0	\$0	\$193,845,199	\$0	\$193,845,199	\$0
		ST_CONST		\$500,000	\$0	\$0	\$0	\$0	\$500,000	\$0	\$500,000	\$0
		ST_GF_CHN		\$128,755,865	\$0	\$0	\$0	\$0	\$128,755,865	\$0	\$128,755,865	\$0
		ST_GF_TIF		\$7,500,000	\$0	\$0	\$0	\$0	\$7,500,000	\$0	\$7,500,000	\$0
		ST_TIF		\$10,779,637	\$9,161,142	\$0	\$0	\$0	\$19,940,779	\$0	\$19,940,779	\$0
		Total		\$435,514,680	\$9,161,142	\$0	\$0	\$0	\$444,675,822	\$0	\$406,341,843	\$38,333,979
SALT L	7704	Undr Const	S-0085(1)0	MULT	MVC; UTILITIES TRANSMISSION LOCATION							
		Will Not Adv			MVC; UTILITIES TRANSMISSION LOCATION (SR-201TO 4700 SOUTH)							
Project Type:		Not Applicable		2nd Concepts:								
		ST_CHF_TIF		\$48,674,707	\$1,777,593	\$0	\$0	\$0	\$50,452,300	\$0	\$50,452,300	\$0
		ST_GF_CHN		\$31,909,855	\$42,535	\$0	\$0	\$0	\$31,952,390	\$0	\$31,952,390	\$0
		Total		\$80,584,562	\$1,820,128	\$0	\$0	\$0	\$82,404,690	\$0	\$82,404,690	\$0
SALT L	8312	Undr Const	S-0085(4)0	MULT	MVC; AQ MONITOR AND FILTERS							
		Will Not Adv			MVC; AQ MONITOR AND FILTERS							
Project Type:		Not Applicable		2nd Concepts:								
		ST_CHF_TIF		\$3,050,952	\$1,049,048	\$0	\$0	\$0	\$4,100,000	\$0	\$4,100,000	\$0
SALT L	8601	Awarded	F-0210(16)0	MULT	WASATCH BOULEVARD & 7650 SOUTH				Transportation Alternatives			
		Adv Dt: 07/30/22			WASATCH BLVD AND 7650 SO.							
Project Type:		Traffic Management		2nd Concepts:								
		CMAQ_PM2.5		\$130,000	\$0	\$0	\$0	\$0	\$130,000	\$121,199	\$0	\$8,801
		CMAQ_WFRC		\$0	\$0	\$0	\$0	\$0	\$0	\$0	\$0	\$0
		STP_URB_SL		\$1,223,285	\$4,218	\$0	\$0	\$0	\$1,227,503	\$1,144,401	\$83,102	\$0
		Total		\$1,353,285	\$4,218	\$0	\$0	\$0	\$1,357,503	\$1,265,600	\$83,102	\$8,801



DRAFT

DRAFT STIP approved for Public Comment

UDOT electronic Program Management Statewide Transportation Improvement Program



STIP 2023-2028

Report Run on: Aug 30, 2022, 09:03 A.M.

epm345_stip_report (Rev 2179)

Region	PIN	Status	Project No.	Rt. Beg Len	PIN Description / Project Location				Concept Description				
		Fund	Prior	2023	2024	2025	2026	CD	Total	Fed Aid	State	Other	
Salt Lake County Projects													
SALT L	16382	Scoping	S-0154(97)10	MULT	Multiple Interchanges on Bangerter Hwy. SR-154; MP 16.50 - 17.40 & SR-154; MP 10.04 - 10.68				Upgrade Existing At-Grade Intersection				
Project Type:		Capacity		2nd Concepts:									
		ST_TIF		\$0	\$0	\$0	\$0	\$0	\$30,000,000	\$30,000,000	\$0	\$30,000,000	
		ST_TIF_HB433		\$15,500,000	\$32,000,000	\$12,500,000	\$15,000,000	\$0	\$8,105,000	\$83,105,000	\$0	\$83,105,000	
		Total		\$15,500,000	\$32,000,000	\$12,500,000	\$15,000,000	\$0	\$38,105,000	\$113,105,000	\$0	\$113,105,000	
SALT L	16922	Scoping	F-2104(1)1	MULT	7000 South; 1300 West to Bangerter Highway - Study Cnty:FA-2104; MP 1.24 - 3.19 & Cnty:FA-2104; MP 3.19 - 3.19				Document EA/EIS				
Project Type:		Will Not Adv Environmental		2nd Concepts:									
		LOCAL_GOV		\$0	\$0	\$0	\$0	\$0	\$927,384	\$927,384	\$0	\$0	
		STP_URB_SL		\$0	\$0	\$0	\$0	\$0	\$1,072,616	\$1,072,616	\$1,000,000	\$0	
		Total		\$0	\$0	\$0	\$0	\$0	\$2,000,000	\$2,000,000	\$1,000,000	\$0	
SALT L	16943	Scoping	F-2038(1)1	MULT	14600 South; Railroad Bridge to Redwood Bike/ Ped Cnty:FA-2038; MP .92 - 2.17 & Cnty:FA-2038; MP 2.17 - 2.17				Pedestrian/Bike facility				
Project Type:		To Be Adv Dt: 03/24/23 Roadway		2nd Concepts:									
		CMAQ_WFRC		\$0	\$0	\$0	\$0	\$0	\$1,142,000	\$1,142,000	\$1,064,687	\$0	
SALT L	17842	Scoping	F-R299(344)	MULT	Midvalley Connector BRT; Atherton DR to 2700 W SR-266; MP .27 - 1.71 & SR-266; MP .00 - .27 & Cnty:FA-2240; MP 3.50 - 3.74				UTA/Transit				
Project Type:		To Be Adv Dt: 02/29/24 Other		2nd Concepts:									
		CMAQ_PM2.5		\$0	\$0	\$2,145,232	\$0	\$0	\$0	\$2,145,232	\$2,000,000	\$0	
		FTASEC_5309		\$0	\$0	\$0	\$0	\$0	\$80,687,500	\$80,687,500	\$64,550,000	\$16,137,500	
		LOCAL_GOV		\$0	\$0	\$0	\$0	\$0	\$11,000,000	\$11,000,000	\$0	\$11,000,000	
		LOCAL_INKIND		\$0	\$0	\$0	\$0	\$0	\$4,650,000	\$4,650,000	\$0	\$0	
		ST_TTIF		\$0	\$22,800,000	\$0	\$0	\$0	\$0	\$22,800,000	\$0	\$22,800,000	
		Total		\$0	\$22,800,000	\$2,145,232	\$0	\$0	\$96,337,500	\$121,282,732	\$66,550,000	\$38,937,500	
SALT L	18818	STIP	F-R299(392)	MULT	TSP/ Preemption for Transit, Freight, & Snow Plows SR-172; MP 4.00 - 9.22 & Cnty:FA-2386; MP .00 - .28 & Cnty:FA-2358; MP .00 - .33 & SR-111; MP .00 - 10.60 & SR-71; MP .00 - .00 & SR-71; MP .00 - 22.47 & SR-71; MP .00 - .00				ATMS				
Project Type:		To Be Adv Dt: Traffic Management		2nd Concepts:									
		STP_URB_SL		\$0	\$0	\$0	\$0	\$0	\$690,000	\$690,000	\$643,287	\$46,713	
SALT L	18819	STIP	F-R299(393)	MULT	TSP/ Preemption Equipment for Transit Vehicles SR-172; MP 4.03 - 9.22 & Cnty:FA-2386; MP .00 - .30 & SR-111; MP .00 - 10.60 & SR-71; MP .00 - 22.47 & Cnty:FA-2358; MP .00 - .33				UTA/Transit				
Project Type:		To Be Adv Dt: Other		2nd Concepts:									
		STP_URB_SL		\$0	\$0	\$0	\$0	\$0	\$255,000	\$255,000	\$237,737	\$0	
												\$17,264	



DRAFT

DRAFT STIP approved for Public Comment

UDOT electronic Program Management Statewide Transportation Improvement Program



STIP 2023-2028

Report Run on: Aug 30, 2022, 09:03 A.M.

epm345_stip_report (Rev 2179)

Region	PIN	Status	Project No.	Rt. Beg Len	PIN Description / Project Location				Concept Description			
		Fund	Prior	2023	2024	2025	2026	CD	Total	Fed Aid	State	Other
Salt Lake County Projects												
SALT L	19569	STIP	F-R299(419)	MULT	Traffic Signal Priority/Preemption				Detection			
	To Be Adv Dt:				SR-266; MP .00 - 8.12 & SR-173; MP 1.67 - 5.03 & SR-173; MP 7.26 - 9.27 & SR-48; MP .00 - 2.00 & Cnty:FA-2161; MP 3.20 - 4.25 & SR-48; MP .00 - .00 & Cnty:FA-2036; MP 1.06 - 3.24							
Project Type:		Traffic Management			2nd Concepts:							
	STP_URB_SL		\$0	\$0	\$0	\$0	\$0	\$790,000	\$790,000	\$736,517	\$53,483	\$0
SALT L	19629	STIP	F-R299(420)	MULT	TSP Project ; SR-266, 5400 So., SR-48				Detection			
	To Be Adv Dt:				Cnty:FA-2161; MP 1.01 - 4.25 & SR-173; MP 1.69 - 5.04 & SR-48; MP .00 - 2.00 & Cnty:FA-2161; MP .00 - 1.02 & Cnty:FA-2034; MP 3.18 - 3.50 & Cnty:FA-2034; MP 2.62 - 3.17 & SR-266; MP .00 - 8.12 & Cnty:FA-2161; MP 4.25 - 4.25							
Project Type:		Traffic Management			2nd Concepts:							
	STP_URB_SL		\$0	\$0	\$0	\$0	\$0	\$790,000	\$790,000	\$736,517	\$53,483	\$0
SALT L	19634	Active	F-0085(20)7	MULT	NB Acceleration Lane from Rosecrest Rd to MVC				Adding a lane/shoulder			
	To Be Adv Dt:		09/27/22		SR-85; MP 6.56 - 6.66							
Project Type:		Roadway			2nd Concepts:							
	LOCAL_GOV		\$0	\$0	\$0	\$0	\$0	\$0	\$0	\$0	\$0	\$0
	STP_URB_SL		\$130,000	\$1,464,600	\$0	\$0	\$0	\$0	\$1,594,600	\$1,486,646	\$107,954	\$0
	ST_PVMT		\$0	\$5,000	\$0	\$0	\$0	\$0	\$5,000	\$0	\$5,000	\$0
	Total		\$130,000	\$1,469,600	\$0	\$0	\$0	\$0	\$1,599,600	\$1,486,646	\$112,954	\$0
SALT L	19678	Scoping	F-R299(422)	MULT	Point of the Mountain Transit Environmental Study				UTA/Transit			
	Will Not Adv				https://www.rideuta.com/About-UTA/Active-Projects/Point-of-the-Mountain-Transit-Study							
Project Type:		Other			2nd Concepts:							
	LOCAL_GOV		\$0	\$5,854,768	\$0	\$0	\$0	\$0	\$5,854,768	\$0	\$0	\$5,854,768
	STP_URB_SL		\$0	\$2,145,232	\$0	\$0	\$0	\$0	\$2,145,232	\$2,000,000	\$0	\$145,232
	Total		\$0	\$8,000,000	\$0	\$0	\$0	\$0	\$8,000,000	\$2,000,000	\$0	\$6,000,000
SALT L	20315	Funding	NEWPROJ(20315)	MULT	Midvalley Connector; Operations				UTA/Transit			
	To Be Adv Dt:				Operations for the Midvalley Connector bus rapid transit (BRT) route, connecting Murray Central Station, Salt Lake Community College's Redwood Road Campus, and West Valley Central Station							
Project Type:		Other			2nd Concepts:							
NEW	LOCAL_GOV		\$0	\$0	\$0	\$0	\$0	\$26,658,320	\$26,658,320	\$0	\$0	\$26,658,320
	STP_URB_SL		\$0	\$0	\$0	\$0	\$0	\$2,376,720	\$2,376,720	\$2,215,816	\$0	\$160,904
	Total		\$0	\$0	\$0	\$0	\$0	\$29,035,040	\$29,035,040	\$2,215,816	\$0	\$26,819,224
SALT L	20340	Funding	NEWPROJ(20340)	MULT	Utah Lake Distribution Canal Trail So. Segment				Pedestrian/Bike facility			
	To Be Adv Dt:				Construct Missing Trail Connection to the Jordan Valley Transit Oriented District (JVTOD) with the Jordan Valley Medical Center (hospital), a community college, a high school, various residential communities, and recreational facilities							
Project Type:		Roadway			2nd Concepts:							
NEW	TAP_URB_WFRC		\$0	\$0	\$167,000	\$0	\$0	\$0	\$167,000	\$155,694	\$0	\$11,306



DRAFT

DRAFT STIP approved for Public Comment

UDOT electronic Program Management Statewide Transportation Improvement Program



STIP 2023-2028

Report Run on: Aug 30, 2022, 09:03 A.M.

epm345_stip_report (Rev 2179)

Region	PIN	Status	Project No.	Rt. Beg Len	PIN Description / Project Location			Concept Description					
		Fund	Prior	2023	2024	2025	2026	CD	Total	Fed Aid	State	Other	
Salt Lake County Projects													
SALT L	20345	Funding	NEWPROJ(20345)	MULT	Fort Union Blvd Pedestrian Hybrid Beacon			Pedestrian/Bike facility					
		To Be Adv Dt:		Cnty:FA-2116; MP 3.27 - 3.31 & Cnty:FA-2116; MP 3.27 - 3.27									
Project Type:		Roadway		2nd Concepts:									
NEW		TAP_URB_WFRC		\$0	\$0	\$487,000	\$0	\$0	\$0	\$487,000	\$454,030	\$0	\$32,970
SALT L	15670	Undr Const	S-R299(261)	OTHER	Porter Rockwell (Bridge)			New Capacity					
		Adv Dt: 01/22/20		NA									
Project Type:		Capacity		2nd Concepts:									
		L_BETTERMENT		\$96,017	\$0	\$0	\$0	\$0	\$96,017	\$0	\$0	\$96,017	
		ST_APPROP		\$921,870	\$0	\$0	\$0	\$0	\$921,870	\$0	\$921,870	\$0	
		ST_TIF		\$31,610,379	\$11,467,751	\$0	\$0	\$0	\$43,078,130	\$0	\$43,078,130	\$0	
		Total		\$32,628,266	\$11,467,751	\$0	\$0	\$0	\$44,096,017	\$0	\$44,000,000	\$96,017	
SALT L	18885	Scoping	F-R299(401)	OTHER	Northwest Quadrant West Rail Project			Freight					
		Will Not Adv		New Salt Lake Garfield and Western Rail Line									
Project Type:		Freight		2nd Concepts:									
		FA_INFRA@100		\$0	\$13,647,228	\$0	\$0	\$0	\$13,647,228	\$13,647,228	\$0	\$0	
		L_PASS_MATCH		\$0	\$10,259,246	\$0	\$0	\$0	\$10,259,246	\$0	\$0	\$10,259,246	
		OTHER		\$0	\$0	\$0	\$0	\$0	\$0	\$0	\$0	\$0	
		Total		\$0	\$23,906,474	\$0	\$0	\$0	\$23,906,474	\$13,647,228	\$0	\$10,259,246	
SALT L	18969	Scoping	S-R299(405)	OTHER	7300 West Corridor Study			Planning					
		Will Not Adv		This study is to find a new route for the extension of SR-111.									
Project Type:		Studies		2nd Concepts:									
		LOCAL_GOV		\$11,695	\$0	\$0	\$0	\$0	\$11,695	\$0	\$0	\$11,695	
		ST_CONT_R2		\$2,714	\$7,286	\$0	\$0	\$0	\$10,000	\$0	\$10,000	\$0	
		ST_SB115		\$218,384	\$81,616	\$0	\$0	\$0	\$300,000	\$0	\$300,000	\$0	
		Total		\$232,793	\$88,902	\$0	\$0	\$0	\$321,695	\$0	\$310,000	\$11,695	
SALT L	19472	Scoping	S-R299(416)	OTHER	SR-111; Herriman Pkwy to 11800 S			New Capacity					
		To Be Adv Dt: 04/20/23		7300 W; Herriman Pkwy to 11800 S									
Project Type:		Capacity		2nd Concepts:									
		ST_TIF_HB433		\$362,470	\$4,637,530	\$3,000,000	\$0	\$0	\$42,000,000	\$50,000,000	\$0	\$50,000,000	\$0
SALT L	19736	Scoping	S-R299(426)	OTHER	U&SL Canal SUP; Midway Dr to 6200 S			Transportation Alternatives					
		Will Not Adv		U&SL Canal SUP									
Project Type:		Other		2nd Concepts:									
		L_PASS_MATCH		\$0	\$680,000	\$0	\$0	\$0	\$680,000	\$0	\$0	\$680,000	
		ST_TIF_ACT		\$0	\$2,720,000	\$0	\$0	\$0	\$2,720,000	\$0	\$2,720,000	\$0	
		Total		\$0	\$3,400,000	\$0	\$0	\$0	\$3,400,000	\$0	\$2,720,000	\$680,000	



DRAFT

DRAFT STIP approved for Public Comment

UDOT electronic Program Management Statewide Transportation Improvement Program



STIP 2023-2028

Report Run on: Aug 30, 2022, 09:03 A.M.

epm345_stip_report (Rev 2179)

Region	PIN	Status	Project No.	Rt. Beg Len	PIN Description / Project Location				Concept Description			
	Fund		Prior	2023	2024	2025	2026	CD	Total	Fed Aid	State	Other
Salt Lake County Projects												
SALT L	20398	Scoping	S-R299(451)	OTHER	Midvale Canal Trails (Midvale City)				Local/MPO/Other Agency Pass-Through			
		Will Not Adv			Midvale Canal Trail							
Project Type:		Other			2nd Concepts:							
		L_PASS_MATCH	\$0	\$400,000	\$0	\$0	\$0	\$0	\$400,000	\$0	\$0	\$400,000
		ST_TIF_ACT	\$0	\$600,000	\$0	\$0	\$0	\$0	\$600,000	\$0	\$600,000	\$0
		Total	\$0	\$1,000,000	\$0	\$0	\$0	\$0	\$1,000,000	\$0	\$600,000	\$400,000
SALT L	20421	Scoping	S-R299(452)	OTHER	4000 South Millcreek City Trailhead				Local/MPO/Other Agency Pass-Through			
		Will Not Adv			4000 South Millcreek City Trailhead							
Project Type:		Other			2nd Concepts:							
		L_PASS_MATCH	\$0	\$1,006,800	\$0	\$0	\$0	\$0	\$1,006,800	\$0	\$0	\$1,006,800
		ST_TIF_ACT	\$0	\$1,510,200	\$0	\$0	\$0	\$0	\$1,510,200	\$0	\$1,510,200	\$0
		Total	\$0	\$2,517,000	\$0	\$0	\$0	\$0	\$2,517,000	\$0	\$1,510,200	\$1,006,800
SALT L	20432	Scoping	S-R299(455)	OTHER	Utah and Salt Lake Canal SUP; 8000 W to 2600 S				Local/MPO/Other Agency Pass-Through			
		Will Not Adv			U&SL Canal							
Project Type:		Other			2nd Concepts:							
		L_PASS_MATCH	\$0	\$540,000	\$0	\$0	\$0	\$0	\$540,000	\$0	\$0	\$540,000
		ST_TIF_ACT	\$0	\$2,160,000	\$0	\$0	\$0	\$0	\$2,160,000	\$0	\$2,160,000	\$0
		Total	\$0	\$2,700,000	\$0	\$0	\$0	\$0	\$2,700,000	\$0	\$2,160,000	\$540,000
SALT L	14939	Scoping	F-LC35(300)	OTHER	SLC Emigration Creek Trail; Connor St - Wasatch Dr				Transportation Alternatives			
		To Be Adv Dt: 03/09/23			Bonneville Golf Course between Connor Street and Wasatch Drive							
Project Type:		Traffic Management			2nd Concepts:							
		CMAQ_WFRC	\$0	\$447,000	\$0	\$0	\$0	\$0	\$447,000	\$447,000	\$0	\$0
		LOCAL_GOV	\$0	\$32,700	\$0	\$0	\$0	\$0	\$32,700	\$0	\$0	\$32,700
		Total	\$0	\$479,700	\$0	\$0	\$0	\$0	\$479,700	\$447,000	\$0	\$32,700
SALT L	15912	Scoping	F-LC35(315)	OTHER	2810 South at 8000 West Realignment - Magna				Intersection Modification			
		To Be Adv Dt: 12/20/22			2810 South at 8000 West from 8000 West to 8058 West							
Project Type:		Roadway			2nd Concepts:							
		LOCAL_GOV	\$0	\$710,340	\$0	\$0	\$0	\$0	\$710,340	\$0	\$0	\$710,340
		STP_URB_SL	\$0	\$1,290,560	\$0	\$0	\$0	\$0	\$1,290,560	\$1,203,189	\$0	\$87,371
		Total	\$0	\$2,000,900	\$0	\$0	\$0	\$0	\$2,000,900	\$1,203,189	\$0	\$797,711
SALT L	15919	Scoping	F-R299(272)	OTHER	Salt Lake County Signal Interconnect - UDOT TOC				Traffic Signal Coordination			
		To Be Adv Dt: 03/06/23			Signal Interconnect - UDOT TOC							
Project Type:		Traffic Management			2nd Concepts:							
		CMAQ_WFRC	\$0	\$965,354	\$0	\$0	\$0	\$0	\$965,354	\$900,000	\$0	\$65,354
		LOCAL_GOV	\$0	\$643,246	\$0	\$0	\$0	\$0	\$643,246	\$0	\$0	\$643,246
		Total	\$0	\$1,608,600	\$0	\$0	\$0	\$0	\$1,608,600	\$900,000	\$0	\$708,600



DRAFT

DRAFT STIP approved for Public Comment

UDOT electronic Program Management Statewide Transportation Improvement Program



STIP 2023-2028

epm345_stip_report (Rev 2179)

Report Run on: Aug 30, 2022, 09:03 A.M.

Region	PIN	Status	Project No.	Rt. Beg Len	PIN Description / Project Location			Concept Description					
		Fund	Prior	2023	2024	2025	2026	CD	Total	Fed Aid	State	Other	
Salt Lake County Projects													
SALT L	15920	Scoping	F-R299(273)	OTHER	Salt Lake City Traffic Signal Synchronization			Traffic Signal Coordination					
Project Type:		To Be Adv Dt: 03/06/23			349 South 200 East								
		Traffic Management			2nd Concepts:								
		CMAQ_WFRC	\$0	\$997,533	\$0	\$0	\$0	\$0	\$997,533	\$930,000	\$0	\$67,533	
		LOCAL_GOV	\$0	\$2,467	\$0	\$0	\$0	\$0	\$2,467	\$0	\$0	\$2,467	
		Total	\$0	\$1,000,000	\$0	\$0	\$0	\$0	\$1,000,000	\$930,000	\$0	\$70,000	
SALT L	15929	Active	F-R299(278)	OTHER	'Salt Lake County Bicycle Counters - SL Valley			Pedestrian/Bicycle Safety					
Project Type:		To Be Adv Dt: 09/19/22			Salt Lake County Bicycle Counters - Salt Lake Valley Metro Area								
		Traffic and Safety			2nd Concepts:								
		LOCAL_GOV	\$0	\$0	\$0	\$0	\$0	\$0	\$0	\$0	\$0	\$0	
		TAP_URB_WFRC	\$214,464	\$59	\$0	\$0	\$0	\$0	\$214,523	\$200,000	\$0	\$14,523	
		Total	\$214,464	\$59	\$0	\$0	\$0	\$0	\$214,523	\$200,000	\$0	\$14,523	
SALT L	15936	Active	S-LC35(322)	OTHER	8600 South; 5600 West to 6000 West			New Bridge/Bridge Replacement					
Project Type:		Will Not Adv			8600 South Bridge over Mountain View Corridor from 5600 West to 6000 West								
		Structures			2nd Concepts:								
		LOCAL_GOV	\$972,004	\$0	\$0	\$0	\$0	\$7,027,996	\$8,000,000	\$0	\$0	\$8,000,000	
		STP_URB_SL	\$0	\$0	\$0	\$0	\$0	\$0	\$0	\$0	\$0	\$0	
		ST_TIF	\$89,148	\$4,620,252	\$0	\$0	\$0	\$0	\$4,709,400	\$0	\$4,709,400	\$0	
		Total	\$1,061,152	\$4,620,252	\$0	\$0	\$0	\$7,027,996	\$12,709,400	\$0	\$4,709,400	\$8,000,000	
SALT L	17868	Scoping	F-R299(346)	OTHER	Utah & Salt Lake Canal Trail, Phase 5			Transportation Alternatives					
Project Type:		To Be Adv Dt: 09/05/24			7200 West (West Valley City) - northwest to the Elk Run Subdivision in the Magna Metro Township								
		Traffic Management			2nd Concepts:								
		LOCAL_GOV	\$0	\$3,465	\$0	\$0	\$0	\$0	\$3,465	\$0	\$0	\$3,465	
		TAP_URB_WFRC	\$0	\$96,535	\$0	\$0	\$0	\$0	\$96,535	\$90,000	\$0	\$6,535	
		Total	\$0	\$100,000	\$0	\$0	\$0	\$0	\$100,000	\$90,000	\$0	\$10,000	
SALT L	18817	STIP	F-R299(391)	OTHER	UTA - On-Board Technology System			Data System Development/Enhancement					
Project Type:		To Be Adv Dt:			UTA - 669 West 200 South, Salt Lake City, Utah 84101								
		Other			2nd Concepts:								
		LOCAL_GOV	\$0	\$0	\$0	\$0	\$0	\$4,463,692	\$4,463,692	\$0	\$0	\$4,463,692	
		STP_URB_SL	\$0	\$0	\$0	\$0	\$0	\$536,308	\$536,308	\$500,000	\$0	\$36,308	
		Total	\$0	\$0	\$0	\$0	\$0	\$5,000,000	\$5,000,000	\$500,000	\$0	\$4,500,000	
SALT L	18824	STIP	F-LC35(324)	OTHER	9000 South; New Bingham Highway to SR-111			New Capacity					
Project Type:		To Be Adv Dt:			9000 South from New Bingham Highway to SR-111								
		Capacity			2nd Concepts:								
		LOCAL_GOV	\$0	\$0	\$0	\$0	\$0	\$11,957,052	\$11,957,052	\$0	\$0	\$11,957,052	
		STP_URB_SL	\$0	\$0	\$0	\$0	\$0	\$3,217,848	\$3,217,848	\$3,000,000	\$0	\$217,848	
		Total	\$0	\$0	\$0	\$0	\$0	\$15,174,900	\$15,174,900	\$3,000,000	\$0	\$12,174,900	



DRAFT

DRAFT STIP approved for Public Comment

UDOT electronic Program Management Statewide Transportation Improvement Program



STIP 2023-2028

Report Run on: Aug 30, 2022, 09:03 A.M.

epm345_stip_report (Rev 2179)

Region	PIN	Status	Project No.	Rt. Beg Len	PIN Description / Project Location			Concept Description					
		Fund	Prior	2023	2024	2025	2026	CD	Total	Fed Aid	State	Other	
Salt Lake County Projects													
SALT L	18827	Active	F-LC35(323)	OTHER	3800 South Skyline HS; Virginia Way to Birch Drive			Intersection Modification					
		To Be Adv Dt: 10/26/22											
Project Type:		Roadway			2nd Concepts:								
		LOCAL_GOV		\$0	\$150,000	\$0	\$0	\$0	\$0	\$150,000	\$0	\$150,000	
		STP_URB_SL		\$1,932,000	\$0	\$0	\$0	\$0	\$0	\$1,932,000	\$1,801,204	\$130,796	
		Total		\$1,932,000	\$150,000	\$0	\$0	\$0	\$0	\$2,082,000	\$1,801,204	\$280,796	
SALT L	18832	Scoping	F-R299(390)	OTHER	On Route Electric Bus Charging Infrastructure			UTA/Transit					
		Potential Locations, Salt Lake Intermodal Center North Temple, UTA at 200 South and 600 West											
Project Type:		Other			2nd Concepts:								
		CMAQ_WFRC		\$0	\$804,462	\$0	\$0	\$0	\$0	\$804,462	\$750,000	\$54,462	
		LOCAL_GOV		\$0	\$318,460	\$0	\$0	\$0	\$0	\$318,460	\$0	\$318,460	
		TFER_2_UTA		\$0	\$1,750,000	\$0	\$0	\$0	\$0	\$1,750,000	\$1,750,000	\$0	
		Total		\$0	\$2,872,922	\$0	\$0	\$0	\$0	\$2,872,922	\$2,500,000	\$372,922	
SALT L	18837	Scoping	F-LC35(325)	OTHER	Kensington East-West Neighborhood Byway			Transportation Alternatives					
		To Be Adv Dt: 12/16/22											
Project Type:		Other			2nd Concepts:								
		LOCAL_GOV		\$0	\$429,300	\$0	\$0	\$0	\$0	\$429,300	\$0	\$429,300	
		TAP_URB_WFRC		\$0	\$697,200	\$0	\$0	\$0	\$0	\$697,200	\$650,000	\$47,200	
		Total		\$0	\$1,126,500	\$0	\$0	\$0	\$0	\$1,126,500	\$650,000	\$476,500	
SALT L	18838	Awarded	F-LC35(326)	OTHER	8425 South Sidewalk			Transportation Alternatives					
		Adv Dt: 04/02/22											
Project Type:		Other			2nd Concepts:								
		LOCAL_GOV		\$0	\$95,901	\$0	\$0	\$0	\$0	\$95,901	\$0	\$95,901	
		TAP_URB_WFRC		\$346,299	\$0	\$0	\$0	\$0	\$0	\$346,299	\$322,855	\$23,444	
		Total		\$346,299	\$95,901	\$0	\$0	\$0	\$0	\$442,200	\$322,855	\$119,345	
SALT L	19683	STIP	F-R299(423)	OTHER	Electrified Truck Parking Facility John Glenn Rd			Other					
		To Be Adv Dt:											
Project Type:		Capacity			2nd Concepts:								
		CMAQ_WFRC		\$0	\$0	\$0	\$0	\$2,588,000	\$2,588,000	\$2,412,792	\$0	\$175,208	
		LOCAL_GOV		\$0	\$0	\$0	\$0	\$7,093,992	\$7,093,992	\$0	\$0	\$7,093,992	
		Total		\$0	\$0	\$0	\$0	\$9,681,992	\$9,681,992	\$2,412,792	\$0	\$7,269,200	
SALT L	19689	Scoping	F-R199(330)	OTHER	TRAX Rail Trail Design			Concept Development					
		To Be Adv Dt: 08/09/23											
Project Type:		Studies			2nd Concepts:								
		LOCAL_GOV		\$0	\$31,286	\$0	\$0	\$0	\$0	\$31,286	\$0	\$31,286	
		TAP_URB_WFRC		\$0	\$128,714	\$0	\$0	\$0	\$0	\$128,714	\$120,000	\$8,714	
		Total		\$0	\$160,000	\$0	\$0	\$0	\$0	\$160,000	\$120,000	\$40,000	



DRAFT

DRAFT STIP approved for Public Comment

UDOT electronic Program Management Statewide Transportation Improvement Program



STIP 2023-2028

Report Run on: Aug 30, 2022, 09:03 A.M.

epm345_stip_report (Rev 2179)

Region	PIN	Status	Project No.	Rt. Beg Len	PIN Description / Project Location				Concept Description			State	Other
		Fund	Prior	2023	2024	2025	2026	CD	Total	Fed Aid			
Salt Lake County Projects													
SALT L	20314	Funding	NEWPROJ(20314)	OTHER	Tuscany View Rd Extension; 800 W to Holden Extend Tuscany View Road from 800 West to Holden Street				Other-Roadway Project				
		To Be Adv Dt:											
Project Type:		Transportation Solutions		2nd Concepts:									
NEW		LOCAL_GOV		\$0	\$0	\$0	\$0	\$0	\$2,284,348	\$2,284,348	\$0	\$0	\$2,284,348
		STP_URB_SL		\$0	\$0	\$0	\$0	\$0	\$3,824,752	\$3,824,752	\$3,565,816	\$0	\$258,936
		Total		\$0	\$0	\$0	\$0	\$0	\$6,109,100	\$6,109,100	\$3,565,816	\$0	\$2,543,284
SALT L	20322	Funding	NEWPROJ(20322)	OTHER	Phase I Welby Jacob Canal Ped/ Bike Trail Phase I Welby Jacob Canal Ped/ Bike Trail; 12600 South to 13400 South				Pedestrian/Bike facility				
		To Be Adv Dt:											
Project Type:		Roadway		2nd Concepts:									
NEW		CMAQ_WFRC		\$0	\$0	\$0	\$0	\$0	\$1,390,451	\$1,390,451	\$1,296,317	\$0	\$94,134
SALT L	20347	Funding	NEWPROJ(20347)	OTHER	First/ Last Mile POM Active Transportation Study First Mile/Last Mile Active Transportation Study/Design Point of the Mountain Transit fro Draper FrontRunner Station to Highline Commercial Special District				Pedestrian/Bike facility				
		To Be Adv Dt:											
Project Type:		Roadway		2nd Concepts:									
NEW		LOCAL_GOV		\$0	\$0	\$178,215	\$0	\$0	\$0	\$178,215	\$0	\$0	\$178,215
		TAP_URB_WFRC		\$0	\$0	\$321,785	\$0	\$0	\$0	\$321,785	\$300,000	\$0	\$21,785
		Total		\$0	\$0	\$500,000	\$0	\$0	\$0	\$500,000	\$300,000	\$0	\$200,000
SALT L	3616	Active	SP-0182(1)0		Mountain View Corridor Presevation Mountain View Corridor								
		Will Not Adv											
Project Type:		Not Applicable		2nd Concepts:									
		ST_CORR_PRES		\$34,146,983	\$35,730,492	\$0	\$0	\$0	\$0	\$69,877,476	\$0	\$69,877,476	\$0
SALT L	3904	Active	SP-0071(14)4		700 East Corridor Corridor Preservation / Adv. Acquisition								
		Will Not Adv											
Project Type:		Not Applicable		2nd Concepts:									
		ST_CORR_PRES		\$0	\$2,302,116	\$0	\$0	\$0	\$0	\$2,302,116	\$0	\$2,302,116	\$0
SALT L	4308	Active	SP-9999(697)		Highland Drive Corridor Draper/Sandy to Highland Drive								
		Will Not Adv											
Project Type:		Not Applicable		2nd Concepts:									
		ST_CORR_PRES		\$1,390,728	\$3,952	\$0	\$0	\$0	\$0	\$1,394,679	\$0	\$1,394,679	\$0
SALT L	4310	Active	SP-0068(32)36		Redwood Road Corridor Redwood Road Corridor				Chip Seal				
		Will Not Adv											
Project Type:		Roadway		2nd Concepts:									
		ST_CORR_PRES		\$0	\$2,065,910	\$0	\$0	\$0	\$0	\$2,065,910	\$0	\$2,065,910	\$0



DRAFT

DRAFT STIP approved for Public Comment

UDOT electronic Program Management Statewide Transportation Improvement Program



STIP 2023-2028

Report Run on: Aug 30, 2022, 09:03 A.M.

epm345_stip_report (Rev 2179)

Region	PIN	Status Fund	Project No. Prior	Rt. Beg Len 2023	PIN Description / Project Location 202420252026			Concept Description CDTotalFed AidStateOther					
Salt Lake County Projects													
SALT L	17374	Scoping To Be Adv Dt: 11/30/23	S-R299(312)		Cottonwood Canyons Rec Hot Spot Project Placeholde Placeholder for the Cottonwood Canyons Rec Hot Spot Project(s)			Operations/Maintenance					
Project Type:		Traffic Management		2nd Concepts:									
		ST_TIF		\$9,506	\$36,621,508	\$12,237,986	\$0	\$0	\$0	\$48,869,000	\$0	\$48,869,000	\$0
SALT L	17414	Scoping Will Not Adv	S-R299(318)		Cottonwood Canyons Transportation Study Little Cottonwood Canyon & Big Cottonwood Canyons (and vice versa)			Study					
Project Type:		Studies		2nd Concepts:									
		ST_GF_HB3		\$0	\$0	\$0	\$0	\$0	\$0	\$0	\$0	\$0	\$0
		ST_TIF		\$0	\$0	\$2,000,000	\$0	\$0	\$0	\$2,000,000	\$0	\$2,000,000	\$0
		Total		\$0	\$0	\$2,000,000	\$0	\$0	\$0	\$2,000,000	\$0	\$2,000,000	\$0
SALT L	17916	Scoping Will Not Adv	S-R299(350)		Rail Access through I-80 in Western SL County Rail Access through I-80 in Western SL County			UTA/Transit					
Project Type:		Other		2nd Concepts:									
		ST_TIF		\$174,314	\$75,686	\$0	\$0	\$0	\$0	\$250,000	\$0	\$250,000	\$0
SALT L	19501	Scoping Will Not Adv	S-R299(429)		Point of the Mountain Transit Study Point of the Mountain			Planning					
Project Type:		Studies		2nd Concepts:									
		ST_TTIF		\$0	\$150,000	\$0	\$0	\$0	\$0	\$150,000	\$0	\$150,000	\$0
		UTA_FUNDS		\$0	\$100,000	\$0	\$0	\$0	\$0	\$100,000	\$0	\$0	\$100,000
		Total		\$0	\$250,000	\$0	\$0	\$0	\$0	\$250,000	\$0	\$150,000	\$100,000
SALT L	19561	STIP To Be Adv Dt:	UT-FLAP-SLA(10)1		MILL CREEK CANYON ROAD - UT FLAP SLA 10(1) MILL CREEK CANYON ROAD - Reconstruction of 10 miles of Mill Creek Canyon Road, including adding a 5' bike lane			Federal Lands Access Program					
Project Type:		Federal Lands Access Program		2nd Concepts:									
		FLHP		\$0	\$0	\$12,400,000	\$0	\$0	\$0	\$12,400,000	\$12,400,000	\$0	\$0
SALT L	20257	STIP To Be Adv Dt:	S-ST99(838)		5600 West Express Bus and Park & Ride at 6200 S 5600 West			UTA/Transit					
Project Type:		Other		2nd Concepts:									
		LOCAL_MATCH		\$0	\$13,680,000	\$0	\$0	\$0	\$0	\$13,680,000	\$0	\$0	\$13,680,000
		ST_TTIF		\$0	\$20,520,000	\$0	\$0	\$0	\$0	\$20,520,000	\$0	\$20,520,000	\$0
		Total		\$0	\$34,200,000	\$0	\$0	\$0	\$0	\$34,200,000	\$0	\$20,520,000	\$13,680,000
SALT L	20259	Scoping Will Not Adv	S-ST99(840)		200 South Transit Priority Signal System 200 South			UTA/Transit					
Project Type:		Other		2nd Concepts:									
		LOCAL_MATCH		\$0	\$1,200,000	\$0	\$0	\$0	\$0	\$1,200,000	\$0	\$0	\$1,200,000
		ST_TTIF		\$0	\$1,800,000	\$0	\$0	\$0	\$0	\$1,800,000	\$0	\$1,800,000	\$0
		Total		\$0	\$3,000,000	\$0	\$0	\$0	\$0	\$3,000,000	\$0	\$1,800,000	\$1,200,000



DRAFT

DRAFT STIP approved for Public Comment

UDOT electronic Program Management Statewide Transportation Improvement Program



STIP 2023-2028

epm345_stip_report (Rev 2179)

Report Run on: Aug 30, 2022, 09:03 A.M.

Region	PIN	Status	Project No.	Rt. Beg Len	PIN Description / Project Location				Concept Description			State	Other
		Fund	Prior	2023	2024	2025	2026	CD	Total	Fed Aid			
Salt Lake County Projects													
SALT L	20260	Scoping	S-ST99(841)		200 South Transit Hub				UTA/Transit				
		Will Not Adv			200 South								
Project Type:		Other			2nd Concepts:								
		LOCAL_MATCH		\$0	\$1,000,000	\$0	\$0	\$0	\$0	\$1,000,000	\$0	\$0	\$1,000,000
		ST_TTIF		\$0	\$1,500,000	\$0	\$0	\$0	\$0	\$1,500,000	\$0	\$1,500,000	\$0
		Total		\$0	\$2,500,000	\$0	\$0	\$0	\$0	\$2,500,000	\$0	\$1,500,000	\$1,000,000
SALT L	20341	Scoping	S-R299(448)		HAWK Signal at 9400 S & Sandy Canal Trail (850 E)				Signal Operations				
		Will Not Adv			HAWK Signal at 9400 S & Sandy Canal Trail (850 E)								
Project Type:		Traffic Management			2nd Concepts:								
		L_PASS_MATCH		\$0	\$145,840	\$0	\$0	\$0	\$0	\$145,840	\$0	\$0	\$145,840
		ST_TIF_ACT		\$0	\$218,760	\$0	\$0	\$0	\$0	\$218,760	\$0	\$218,760	\$0
		Total		\$0	\$364,600	\$0	\$0	\$0	\$0	\$364,600	\$0	\$218,760	\$145,840
SALT L	20342	Scoping	S-R299(449)		9270 S Sidewalk; Benson Way to 150 E Trax Entrance				Pedestrian/Bike facility				
		Will Not Adv			9270 S Sidewalk; Benson Way to 150 E Trax Entrance								
Project Type:		Roadway			2nd Concepts:								
		L_PASS_MATCH		\$0	\$130,488	\$0	\$0	\$0	\$0	\$130,488	\$0	\$0	\$130,488
		ST_TIF_ACT		\$0	\$0	\$0	\$0	\$0	\$0	\$0	\$0	\$0	\$0
		ST_TTIF_FMLM		\$0	\$195,732	\$0	\$0	\$0	\$0	\$195,732	\$0	\$195,732	\$0
		Total		\$0	\$326,220	\$0	\$0	\$0	\$0	\$326,220	\$0	\$195,732	\$130,488
SALT L	20428	Scoping	S-R299(453)		Westpointe/Jordan Meadows Neighborhood Byway				Local/MPO/Other Agency Pass-Through				
		Will Not Adv			Westpoint/Jordan Meadows Neighborhood Byway								
Project Type:		Other			2nd Concepts:								
		L_PASS_MATCH		\$0	\$600,000	\$0	\$0	\$0	\$0	\$600,000	\$0	\$0	\$600,000
		ST_TTIF_FMLM		\$0	\$900,000	\$0	\$0	\$0	\$0	\$900,000	\$0	\$900,000	\$0
		Total		\$0	\$1,500,000	\$0	\$0	\$0	\$0	\$1,500,000	\$0	\$900,000	\$600,000
SALT L	11985	Scoping	F-LC35(240)		Transportation and Land Use Connection Program				Local/MPO/Other Agency Pass-Through				
		Will Not Adv			Project Planning Support - Salt Lake County								
Project Type:		Other			2nd Concepts:								
		L_PASS_MATCH		\$76,973	\$178,636	\$0	\$0	\$0	\$0	\$255,609	\$0	\$0	\$255,609
		STP_URB_SL		\$0	\$0	\$0	\$0	\$0	\$0	\$0	\$0	\$0	\$0
		STP_URB_SL@1		\$3,570,644	\$623,735	\$642,447	\$0	\$0	\$1,343,292	\$6,180,118	\$6,180,118	\$0	\$0
		ST_STUDIES		\$0	\$309,350	\$0	\$0	\$0	\$0	\$309,350	\$0	\$309,350	\$0
		ST_TRANS_SOL		\$288,188	\$0	\$0	\$0	\$0	\$0	\$288,188	\$0	\$288,188	\$0
		Total		\$3,935,805	\$1,111,721	\$642,447	\$0	\$0	\$1,343,292	\$7,033,265	\$6,180,118	\$597,538	\$255,609
SALT L	13126	Scoping	F-LC35(255)		Hillsborough Pond Park & Ride; Wasatch Blvd.				UTA/Transit				
		Will Not Adv			Hillsborough Pond Park & Ride; Wasatch Blvd.								
Project Type:		Other			2nd Concepts:								
		CMAQ_WFRC		\$0	\$0	\$892,350	\$892,350	\$0	\$0	\$1,784,700	\$1,663,876	\$0	\$120,824



DRAFT

DRAFT STIP approved for Public Comment

UDOT electronic Program Management Statewide Transportation Improvement Program



STIP 2023-2028

Report Run on: Aug 30, 2022, 09:03 A.M.

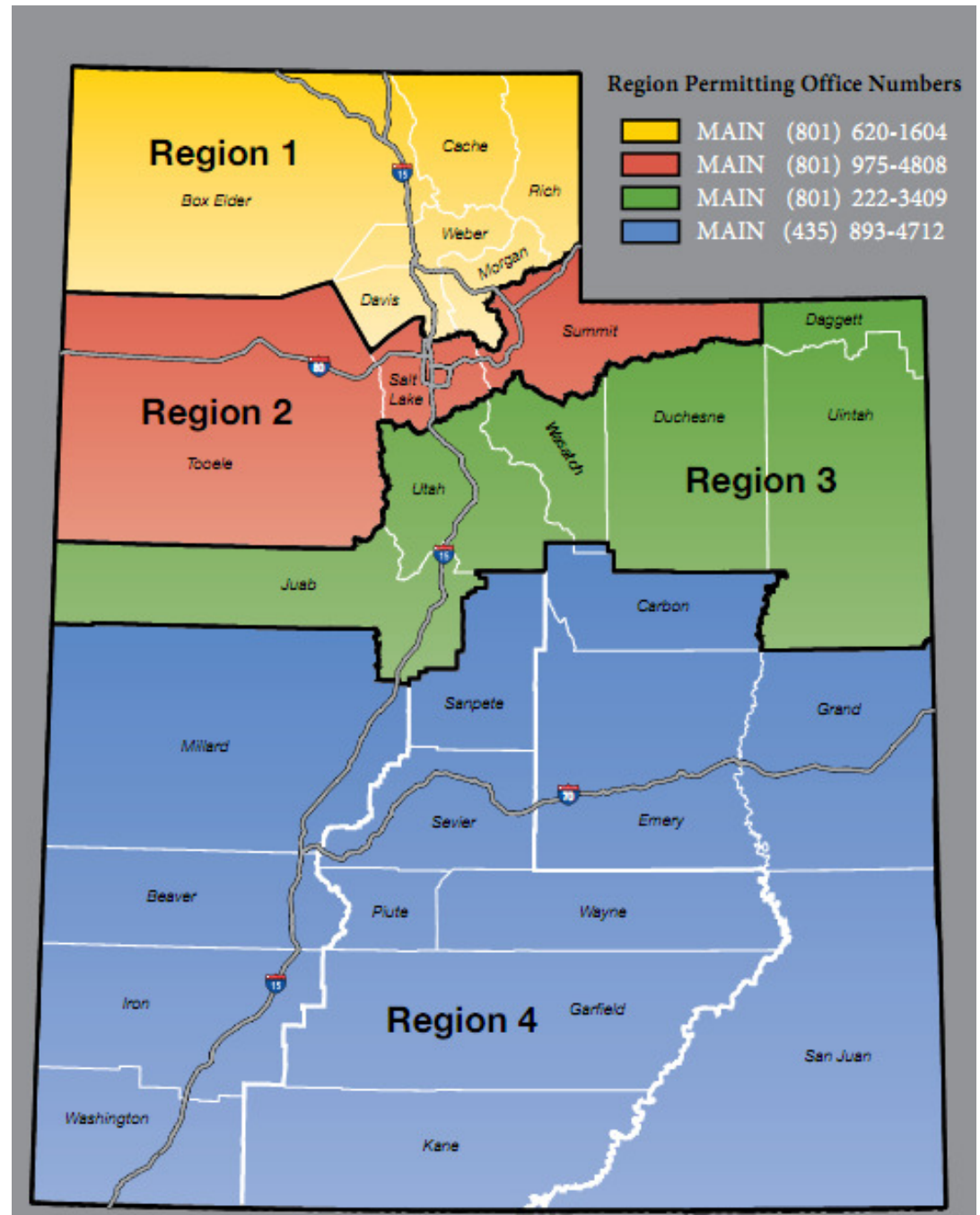
epm345_stip_report (Rev 2179)

Region	PIN	Status	Project No.	Rt. Beg Len	PIN Description / Project Location				Concept Description			State	Other
		Fund	Prior	2023	2024	2025	2026	CD	Total	Fed Aid			
Salt Lake County Projects													
SALT L	13128	Scoping	F-LC35(257)		Park & Ride Smart Boards, Cottonwood Cnys				Traveler Information				
		To Be Adv Dt: 07/13/23			Park & Ride Smart Boards, Cottonwood Cnys								
Project Type:		Traffic Management			2nd Concepts:								
		CMAQ_WFRC		\$0	\$321,785	\$385,115	\$0	\$0	\$0	\$706,900	\$659,043	\$0	\$47,857
SALT L	14035	Scoping	F-LC35(273)		Highland Drive EIS				Concept Development				
		Will Not Adv			Highland Drive EIS								
Project Type:		Studies			2nd Concepts:								
		STP_URB_SL		\$0	\$0	\$0	\$0	\$4,612,249	\$4,612,249	\$4,300,000		\$0	\$312,249
SALT L	14054	Scoping	F-LC35(285)		1300 South Bypass; 200 East to 200 West				Pedestrian/Bicycle Safety				
		To Be Adv Dt: 05/30/25			1300 South Bypass; 200 East to 200 West								
Project Type:		Traffic and Safety			2nd Concepts:								
		TAP_URB_WFRC		\$0	\$347,528	\$0	\$0	\$0	\$347,528	\$324,000		\$0	\$23,528
SALT L	17493	Active	F-R299(320)		SLC Area Signal Detection Upgrade Phase II				Detection				
		To Be Adv Dt: 09/19/22			Phase II of the SL Co Signal Detection Upgrade								
Project Type:		Traffic Management			2nd Concepts:								
		STP_URB_SL		\$1,135,000	\$497,357	\$0	\$0	\$0	\$1,632,357	\$1,521,846		\$0	\$110,511

Statewide

Projects that are included in programs often cross city and county lines and as a result, frequently include projects within the boundaries of one or more of the Metropolitan Planning Organizations (MPO).

The “Statewide County Projects” will identify projects and programs in each of the UDOT Regions across the state, but for programming and information purposes, they are listed all together.





DRAFT

DRAFT STIP approved for Public Comment

UDOT electronic Program Management Statewide Transportation Improvement Program



STIP 2023-2028

Report Run on: Aug 30, 2022, 09:03 A.M.

epm345_stip_report (Rev 2179)

Region	PIN	Status	Project No.	Rt. Beg Len	PIN Description / Project Location				Concept Description			State	Other
		Fund	Prior	2023	2024	2025	2026	CD	Total	Fed Aid			
Statewide County Projects													
STATEW	4677	Active	SP-9999(743)	OTHER	UDOT Wetland Mitigation Sites State Funded Project				UDOT Wetland Mitigation Sites State Funded Project				
		Will Not Adv											
Project Type:		Not Applicable			2nd Concepts:								
		ST_APPROP	\$23,311	\$0	\$0	\$0	\$0	\$0	\$23,311	\$0	\$23,311	\$0	\$0
		ST_CONST	\$604	\$9,396	\$0	\$0	\$0	\$0	\$10,000	\$0	\$10,000	\$0	\$0
		Total	\$23,916	\$9,396	\$0	\$0	\$0	\$0	\$33,311	\$0	\$33,311	\$0	\$0
STATEW	5451	Active	SP-R299(13)		Various Locations Statewide				Various Locations Statewide				
		Will Not Adv											
Project Type:		Not Applicable			2nd Concepts:								
		ST_CORR_PRES	\$1,406,032	\$409,166	\$0	\$0	\$0	\$0	\$1,815,198	\$0	\$1,815,198	\$0	\$0
STATEW	14395	Active	S-ST99(380)		Property Inventory				Develop Documents				
		To Be Adv Dt: 03/07/16			Study to find and document all of the properties owned by UDOT								
Project Type:		Other			2nd Concepts:								
		ST_CONST	\$204,319	\$45,681	\$0	\$0	\$0	\$0	\$250,000	\$0	\$250,000	\$0	\$0
STATEW	14647	Scoping	S-ST99(394)		Statewide Storm Drain System and Outfall Mapping				Enviro. Mitigation/Storm Water Pollution/ etc				
		Will Not Adv											
Project Type:		Environmental			2nd Concepts:								
		ST_CONST	\$23,818	\$411,182	\$0	\$0	\$0	\$0	\$435,000	\$0	\$435,000	\$0	\$0
STATEW	15004	Active	F-TPF-5(349)		2017 Pooled Fund Study, Western Alliance QTC				Research				
		Will Not Adv			Pooled Fund Study, Western Alliance QTC								
Project Type:		Studies			2nd Concepts:								
		OTHER	\$129,464	\$0	\$0	\$0	\$0	\$0	\$129,464	\$0	\$0	\$129,464	\$0
		SPR_P_100%	\$12,000	\$0	\$0	\$0	\$0	\$0	\$12,000	\$12,000	\$0	\$0	\$0
		SPR_R_100%	\$207,000	\$0	\$0	\$0	\$0	\$0	\$207,000	\$207,000	\$0	\$0	\$0
		ST_APPROP	\$12,000	\$36,000	\$0	\$0	\$0	\$0	\$48,000	\$0	\$48,000	\$0	\$0
		Total	\$360,464	\$36,000	\$0	\$0	\$0	\$0	\$396,464	\$219,000	\$48,000	\$129,464	\$0
STATEW	15032	Active	S-ST99(417)		Wet Weather Monitoring				Drainage - Maint				
		Will Not Adv			Statewide ; Wet Water Sampling Project								
Project Type:		Maintenance			2nd Concepts:								
		ST_CODE_ONE	\$3,398	\$574,102	\$0	\$0	\$0	\$0	\$577,500	\$0	\$577,500	\$0	\$0
STATEW	16101	Scoping	F-ST99(500)		Highway Use Tax Evasion Project FY 2018- 2021				Annual Work Program				
		Will Not Adv			N/A								
Project Type:		Other			2nd Concepts:								
		FA_MISC_100%	\$0	\$0	\$0	\$0	\$0	\$0	\$0	\$0	\$0	\$0	\$0
		STP_FLX_ST	\$574,400	\$0	\$0	\$0	\$0	\$0	\$574,400	\$574,400	\$0	\$0	\$0
		Total	\$574,400	\$0	\$0	\$0	\$0	\$0	\$574,400	\$574,400	\$0	\$0	\$0



DRAFT

DRAFT STIP approved for Public Comment

UDOT electronic Program Management Statewide Transportation Improvement Program



STIP 2023-2028

Report Run on: Aug 30, 2022, 09:03 A.M.

epm345_stip_report (Rev 2179)

Region	PIN	Status	Project No.	Rt. Beg Len	PIN Description / Project Location				Concept Description			
		Fund	Prior	2023	2024	2025	2026	CD	Total	Fed Aid	State	Other
Statewide County Projects												
STATEW	16761	Active	F-TPF-5(381)		TPF-5(381) Evaluation of Lateral Pile Resistance				Study			
		Will Not Adv			Study							
Project Type:		Studies			2nd Concepts:							
		SPR_P_100%	\$20,000	\$0	\$0	\$0	\$0	\$0	\$20,000	\$20,000	\$0	\$0
		SPR_R_100%	\$220,000	\$0	\$0	\$0	\$0	\$0	\$220,000	\$220,000	\$0	\$0
		Total	\$240,000	\$0	\$0	\$0	\$0	\$0	\$240,000	\$240,000	\$0	\$0
STATEW	17039	Scoping	S-ST99(561)		Document Controls for Project Delivery				Education			
		Will Not Adv			Document Controls for Project Delivery							
Project Type:		Other			2nd Concepts:							
		ST_CONT_PG	\$1,110	\$0	\$0	\$0	\$0	\$0	\$1,110	\$0	\$1,110	\$0
		ST_T&S_FUND	\$78,430	\$121,570	\$0	\$0	\$0	\$0	\$200,000	\$0	\$200,000	\$0
		ST_TIF	\$248,880	\$3,120	\$0	\$0	\$0	\$0	\$252,000	\$0	\$252,000	\$0
		Total	\$328,421	\$124,690	\$0	\$0	\$0	\$0	\$453,110	\$0	\$453,110	\$0
STATEW	17049	Active	S-ST99(562)		UVISION - Statewide Planning Development				Staffing Support			
		Will Not Adv			UVISION - Statewide Planning Development							
Project Type:		Other			2nd Concepts: Develop Documents							
		ST_PR	\$169,668	\$0	\$0	\$0	\$0	\$0	\$169,668	\$0	\$169,668	\$0
		ST_TRANS_SOL	\$900	\$0	\$0	\$0	\$0	\$0	\$900	\$0	\$900	\$0
		Total	\$170,568	\$0	\$0	\$0	\$0	\$0	\$170,568	\$0	\$170,568	\$0
STATEW	17138	Active	F-ST99(568)		Freight Demand Modeling and Data Improvement				Planning			
		Will Not Adv			Freight Demand Modeling and Data Improvement - SHRP2							
Project Type:		Studies			2nd Concepts:							
		FA_SHRP2	\$142,237	\$0	\$0	\$0	\$0	\$0	\$142,237	\$142,237	\$0	\$0
STATEW	17279	Active	F-ST99(571)		MBDC AID Grant				Data System Development/Enhancement			
		Will Not Adv			The AID grant will be used to capture data from multiple MBDC pilots on roadway projects that have yet to be selected							
Project Type:		Other			2nd Concepts:							
		FA_MISC	\$1,250,000	\$0	\$0	\$0	\$0	\$0	\$1,250,000	\$1,000,000	\$250,000	\$0
STATEW	17384	Active	F-TPF-5(394)		Western Maintenance Partnership - Phase 3				Planning			
		Will Not Adv			Western Maintenance Partnership 2 Phase 3							
Project Type:		Studies			2nd Concepts:							
		OTHER	\$0	\$15,000	\$0	\$0	\$0	\$0	\$15,000	\$0	\$0	\$15,000
		SPR_P_100%	\$5,000	\$0	\$0	\$0	\$0	\$0	\$5,000	\$5,000	\$0	\$0
		SPR_R_100%	\$70,000	\$0	\$0	\$0	\$0	\$0	\$70,000	\$70,000	\$0	\$0
		Total	\$75,000	\$15,000	\$0	\$0	\$0	\$0	\$90,000	\$75,000	\$0	\$15,000



DRAFT

DRAFT STIP approved for Public Comment

UDOT electronic Program Management Statewide Transportation Improvement Program



STIP 2023-2028

Report Run on: Aug 30, 2022, 09:03 A.M.

epm345_stip_report (Rev 2179)

Region	PIN	Status	Project No.	Rt. Beg Len	PIN Description / Project Location				Concept Description			
		Fund	Prior	2023	2024	2025	2026	CD	Total	Fed Aid	State	Other
Statewide County Projects												
STATEW	17482	Active	F-ST99(578)		FISCAL YEAR 2020-2021 LTAP PROGRAM				Annual Work Program			
		Will Not Adv			Annual Work Program							
Project Type:		Other			2nd Concepts:							
		FA_LTAP	\$600,000	\$0	\$0	\$0	\$0	\$0	\$600,000	\$300,000	\$300,000	\$0
STATEW	17606	Active	S-ST99(584)		Infrastructure for Emerging Vehicle Technology				ATMS			
		Will Not Adv			"Infrastructure for emerging vehicle technology."							
Project Type:		Traffic Management			2nd Concepts:							
		LOCAL_GOV	\$1,366,005	\$0	\$0	\$0	\$0	\$0	\$1,366,005	\$0	\$0	\$1,366,005
		ST_CONST	\$222,205	\$0	\$0	\$0	\$0	\$0	\$222,205	\$0	\$222,205	\$0
		Total	\$1,588,210	\$0	\$0	\$0	\$0	\$0	\$1,588,210	\$0	\$222,205	\$1,366,005
STATEW	17895	Scoping	F-ST99(625)		FY20-21 FTA 5304 Statewide /Rural Transit Planning				UTA/Transit			
		Will Not Adv			N/A							
Project Type:		Other			2nd Concepts:							
		FTA_5304_80%	\$1,716,018	\$0	\$0	\$0	\$0	\$0	\$1,716,018	\$1,716,018	\$0	\$0
		L_PASS_MATCH	\$0	\$429,005	\$0	\$0	\$0	\$0	\$429,005	\$0	\$0	\$429,005
		Total	\$1,716,018	\$429,005	\$0	\$0	\$0	\$0	\$2,145,023	\$1,716,018	\$0	\$429,005
STATEW	18854	Active	S-ST99(705)		FY 2021 Statewide Pavement Management				Develop Documents			
		Will Not Adv			N/A							
Project Type:		Other			2nd Concepts:							
		ST_PVMT	\$321,809	\$32,466	\$0	\$0	\$0	\$0	\$354,275	\$0	\$354,275	\$0
STATEW	18859	Active	S-ST99(706)		FY2021 Mandli Communications Collection				Develop Documents			
		Will Not Adv			N/A							
Project Type:		Other			2nd Concepts:							
		ST_PVMT	\$571,746	\$0	\$0	\$0	\$0	\$0	\$571,746	\$0	\$571,746	\$0
STATEW	19461	Active	F-ST99(752)		2022-2026 LTAP Program				Annual Work Program			
		Will Not Adv			Statewide LTAP Services							
Project Type:		Other			2nd Concepts:							
		FA_LTAP	\$300,050	\$420,000	\$0	\$0	\$0	\$0	\$720,050	\$360,025	\$360,025	\$0
STATEW	19538	Active	F-TPF-5(476)		2021 Pooled Fund Study, Western Alliance QTC				Research			
		Will Not Adv			N/A							
Project Type:		Studies			2nd Concepts:							
		OTHER	\$4,454	\$209,601	\$0	\$0	\$0	\$0	\$214,055	\$0	\$0	\$214,055
		SPR_P_100%	\$12,000	\$0	\$0	\$0	\$0	\$0	\$12,000	\$12,000	\$0	\$0
		SPR_R_100%	\$84,000	\$0	\$0	\$0	\$0	\$0	\$84,000	\$84,000	\$0	\$0
		ST_APPROP	\$0	\$12,000	\$0	\$0	\$0	\$0	\$12,000	\$0	\$12,000	\$0
		Total	\$100,454	\$221,601	\$0	\$0	\$0	\$0	\$322,055	\$96,000	\$12,000	\$214,055



DRAFT

DRAFT STIP approved for Public Comment

UDOT electronic Program Management Statewide Transportation Improvement Program



STIP 2023-2028

Report Run on: Aug 30, 2022, 09:03 A.M.

epm345_stip_report (Rev 2179)

Region	PIN	Status	Project No.	Rt. Beg Len	PIN Description / Project Location				Concept Description			
		Fund	Prior	2023	2024	2025	2026	CD	Total	Fed Aid	State	Other
Statewide County Projects												
STATEW	19600	Active	F-ST99(762)		FY2022 Statewide Planning Work Program				Annual Work Program			
		Will Not Adv			N/A							
Project Type:		Other			2nd Concepts:							
		OTHER		\$112,780	\$0	\$0	\$0	\$0	\$112,780	\$0	\$0	\$112,780
		SPR_P		\$5,809,431	\$2,324,946	\$0	\$0	\$0	\$8,134,377	\$8,134,377	\$0	\$0
		ST_MATCH		\$1,156,519	\$877,075	\$0	\$0	\$0	\$2,033,594	\$0	\$2,033,594	\$0
		Total		\$7,078,730	\$3,202,021	\$0	\$0	\$0	\$10,280,750	\$8,134,377	\$2,033,594	\$112,780
STATEW	19602	Active	F-ST99(764)		FY2022 State Training Budget				Annual Work Program			
		Will Not Adv			N/A							
Project Type:		Other			2nd Concepts:							
		STP_FLX_100%		\$500,000	\$0	\$0	\$0	\$0	\$500,000	\$500,000	\$0	\$0
		ST_MATCH		\$75,047	\$89,953	\$0	\$0	\$0	\$165,000	\$0	\$165,000	\$0
		Total		\$575,047	\$89,953	\$0	\$0	\$0	\$665,000	\$500,000	\$165,000	\$0
STATEW	19663	Scoping	S-ST99(763)		FY2022 Statewide Pavement Management				Develop Documents			
		Will Not Adv			N/A							
Project Type:		Other			2nd Concepts:							
		ST_PVMT		\$730,970	\$1,314,755	\$0	\$0	\$0	\$2,045,725	\$0	\$2,045,725	\$0
STATEW	19777	Scoping	F-ST99(804)		NTD / TAM Plan Update				UTA/Transit			
		Will Not Adv			Update the National Transit Database (NTD) and UDOT's Rural Public Transit Asset Management Plan							
Project Type:		Other			2nd Concepts:							
		FTA_5311_100		\$0	\$90,000	\$0	\$0	\$0	\$90,000	\$90,000	\$0	\$0
STATEW	19778	Scoping	F-ST99(805)		5311 Program Assistance				UTA/Transit			
		Will Not Adv			Provide oversight and support on the 5311 Construction projects through the application development process.							
Project Type:		Other			2nd Concepts:							
		FTA_5311_100		\$0	\$125,000	\$0	\$0	\$0	\$125,000	\$125,000	\$0	\$0
STATEW	19782	Scoping	F-ST99(806)		2021 DBE & Paratransit Reporting				UTA/Transit			
		Will Not Adv			2021 DBE & Paratransit Reporting							
Project Type:		Other			2nd Concepts:							
		FTA_5311_100		\$0	\$50,000	\$0	\$0	\$0	\$50,000	\$50,000	\$0	\$0
STATEW	19789	Active	F-ST99(807)		FY22-23 FTA 5304 Statewide Rural Transit Planning				UTA/Transit			
		Will Not Adv			N/A							
Project Type:		Other			2nd Concepts:							
		FTA_5304_80%		\$251,502	\$0	\$0	\$0	\$0	\$251,502	\$251,502	\$0	\$0
		L_PASS_MATCH		\$0	\$62,876	\$0	\$0	\$0	\$62,876	\$0	\$0	\$62,876
		Total		\$251,502	\$62,876	\$0	\$0	\$0	\$314,378	\$251,502	\$0	\$62,876



DRAFT

DRAFT STIP approved for Public Comment

UDOT electronic Program Management Statewide Transportation Improvement Program



STIP 2023-2028

Report Run on: Aug 30, 2022, 09:03 A.M.

epm345_stip_report (Rev 2179)

Region	PIN	Status	Project No.	Rt. Beg Len	PIN Description / Project Location				Concept Description			State	Other
		Fund	Prior	2023	2024	2025	2026	CD	Total	Fed Aid			
Statewide County Projects													
STATEW	19794	Active	F-ST99(808)		Highway Use Tax Evasion Project FY 2022-2024				Annual Work Program				
		Will Not Adv			N/A								
Project Type:		Other			2nd Concepts:								
		STP_FLX_100%		\$0	\$0	\$0	\$0	\$0	\$0	\$0	\$0	\$0	\$0
		STP_FLX_ST		\$152,000	\$152,000	\$152,000	\$0	\$0	\$0	\$456,000	\$456,000	\$0	\$0
		Total		\$152,000	\$152,000	\$152,000	\$0	\$0	\$0	\$456,000	\$456,000	\$0	\$0
STATEW	20034	Active	F-ST99(816)		SHRP2 Product R01A 3D Utility Location Data Rep				Data System Development/Enhancement				
		Will Not Adv			N/A								
Project Type:		Other			2nd Concepts:								
		FA_SHRP2		\$116,966	\$0	\$0	\$0	\$0	\$0	\$116,966	\$116,966	\$0	\$0
STATEW	20158	Active	F-TPF-5(485)		Study; Undrained Shear Liquefaction Phase 1				Education				
		Will Not Adv			N/A								
Project Type:		Other			2nd Concepts:								
		SPR_R_100%		\$270,000	\$0	\$0	\$0	\$0	\$0	\$270,000	\$270,000	\$0	\$0
STATEW	20196	Scoping	F-ST99(826)		Virtual Peer Exchange				Education				
		Will Not Adv			N/A								
Project Type:		Other			2nd Concepts:								
		FA_MISC_100%		\$5,000	\$0	\$0	\$0	\$0	\$0	\$5,000	\$5,000	\$0	\$0
		ST_UNITMATCH		\$4,923	\$77	\$0	\$0	\$0	\$0	\$5,000	\$0	\$5,000	\$0
		Total		\$9,923	\$77	\$0	\$0	\$0	\$0	\$10,000	\$5,000	\$5,000	\$0
STATEW	20256	Active	F-ST99(834)		FY2022 National Summer Transp Institute (NSTI)				Education				
		Will Not Adv			N/A								
Project Type:		Other			2nd Concepts:								
		NSTI		\$20,495	\$0	\$0	\$0	\$0	\$0	\$20,495	\$20,495	\$0	\$0
STATEW	20294	Active	F-ST99(852)		FY2023 Statewide Planning Work Program				Annual Work Program				
		Will Not Adv			N/A								
Project Type:		Other			2nd Concepts:								
		SPR_P_100%		\$6,181,056	\$0	\$0	\$0	\$0	\$0	\$6,181,056	\$6,181,056	\$0	\$0
		ST_MATCH		\$0	\$1,545,264	\$0	\$0	\$0	\$0	\$1,545,264	\$0	\$1,545,264	\$0
		Total		\$6,181,056	\$1,545,264	\$0	\$0	\$0	\$0	\$7,726,320	\$6,181,056	\$1,545,264	\$0
STATEW	20299	Active	F-ST99(853)		FY2023 Research Work Program				Annual Work Program				
		Will Not Adv			N/A								
Project Type:		Other			2nd Concepts:								
		SPR_R		\$3,579,658	\$223,242	\$0	\$0	\$0	\$0	\$3,802,900	\$3,042,320	\$760,580	\$0
		ST_RESEARCH		\$0	\$581,068	\$0	\$0	\$0	\$0	\$581,068	\$0	\$581,068	\$0
		Total		\$3,579,658	\$804,310	\$0	\$0	\$0	\$0	\$4,383,968	\$3,042,320	\$1,341,648	\$0



DRAFT

DRAFT STIP approved for Public Comment

UDOT electronic Program Management Statewide Transportation Improvement Program



STIP 2023-2028

Report Run on: Aug 30, 2022, 09:03 A.M.

epm345_stip_report (Rev 2179)

Region	PIN	Status	Project No.	Rt. Beg Len	PIN Description / Project Location				Concept Description			State	Other
		Fund	Prior	2023	2024	2025	2026	CD	Total	Fed Aid			
Statewide County Projects													
STATEW	20380	Active	S-ST99(855)		FY2023 Statewide Pavement Management				Annual Work Program				
		Will Not Adv			N/A								
Project Type:		Other			2nd Concepts:								
		ST_PVMT		\$0	\$1,400,000	\$0	\$0	\$0	\$0	\$1,400,000	\$0	\$1,400,000	\$0
STATEW	20391	Active	F-ST99(856)		FY2023 State Training Budget				Annual Work Program				
		Will Not Adv			N/A								
Project Type:		Other			2nd Concepts:								
		STP_FLX_100%		\$500,000	\$0	\$0	\$0	\$0	\$0	\$500,000	\$500,000	\$0	\$0
		ST_MATCH		\$0	\$165,000	\$0	\$0	\$0	\$0	\$165,000	\$0	\$165,000	\$0
		Total		\$500,000	\$165,000	\$0	\$0	\$0	\$0	\$665,000	\$500,000	\$165,000	\$0
STATEW	20392	Active	F-ST99(857)		Statewide Household Travel Survey				Local/MPO/Other Agency Pass-Through				
		Will Not Adv			N/A								
Project Type:		Other			2nd Concepts:								
		SPR_P		\$440,000	\$220,000	\$0	\$0	\$0	\$0	\$660,000	\$528,000	\$132,000	\$0

Tooele County

In October 2004, the Tooele Valley Rural Planning Organization (RPO) was formed to establish a process to assist the local jurisdictions within Tooele Valley in working cooperatively to plan the transportation system and prioritize transportation projects.

Although Tooele County is not within the Urbanized Boundaries of Wasatch Front Regional Council (WFRC), they are a member of the Regional Council Board and as such, their projects are included in the WFRC TIP as a resource to the County and the Cities and Towns.

The Cities and Towns of Tooele County include;

Grantsville City

Ophir Town

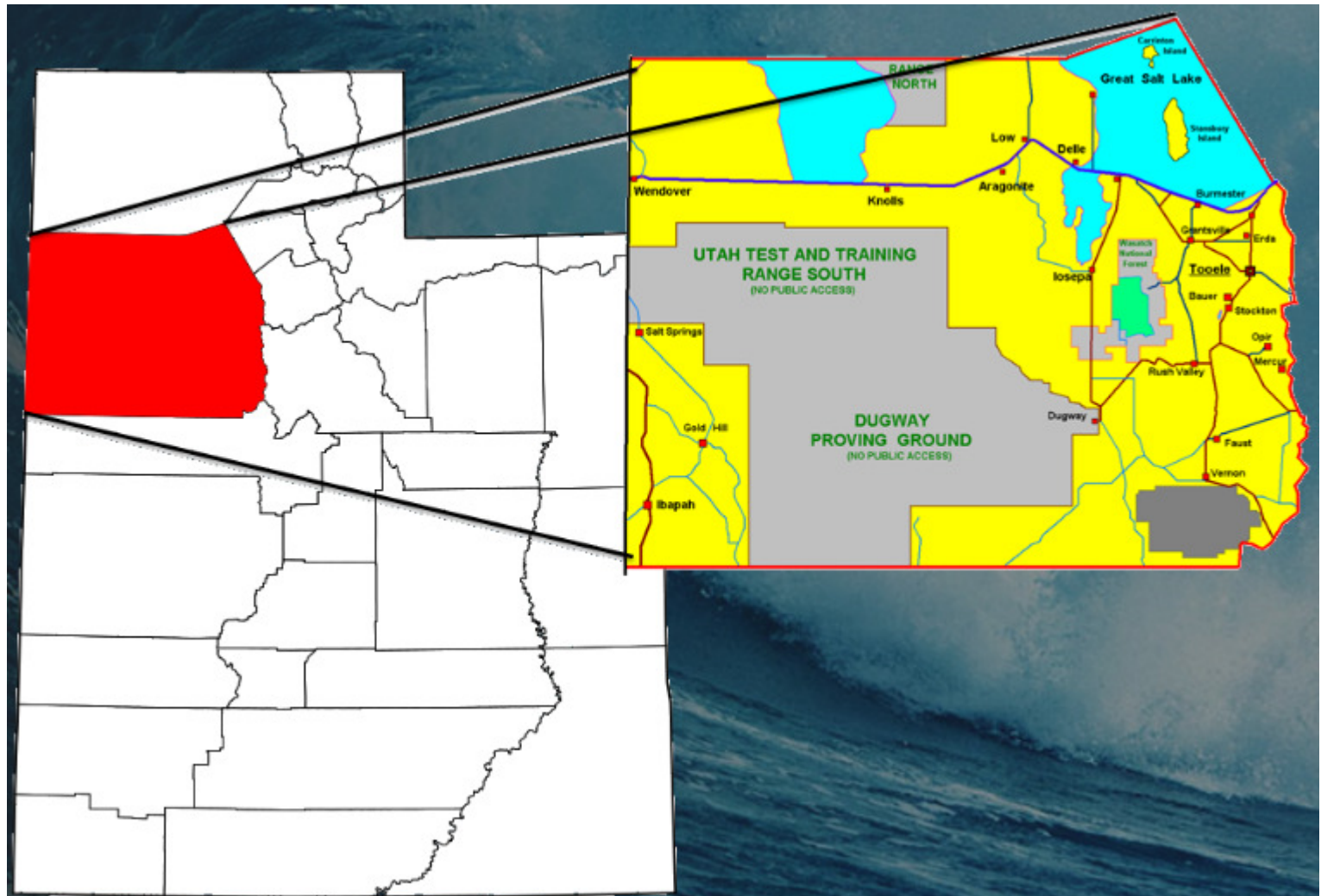
Rush Valley Town

Stockton Town

Tooele City

Vernon Town

Wendover City





DRAFT

DRAFT STIP approved for Public Comment

UDOT electronic Program Management Statewide Transportation Improvement Program



STIP 2023-2028

Report Run on: Aug 30, 2022, 09:03 A.M.

epm345_stip_report (Rev 2179)

Region	PIN	Status	Project No.	Rt.	Beg	Len	PIN Description / Project Location				Concept Description					
		Fund	Prior		2023		2024	2025	2026		CD	Total	Fed Aid	State	Other	
Tooele County Projects																
TOOELE	17628	STIP	S-0036(50)61		36	61	4	SR-36 SB; Sunset Ln to Stansbury Pkwy				Widen Existing Facility				
		Will Not Adv						SR-36; MP 61.28 - 65.12								
Project Type:		Capacity					2nd Concepts:									
		ST_TIF			\$0		\$0		\$0		\$5,000,000	\$7,000,000	\$0	\$7,000,000	\$0	
TOOELE	19738	Scoping	S-0036(51)61		36	61	2	Tooele Cnty Soundwall Trail; SR-138 to Village Blv				Transportation Alternatives				
		Will Not Adv						SR-36; MP 61.28 - 62.90								
Project Type:		Other					2nd Concepts:									
		L_PASS_MATCH			\$0		\$133,600		\$0		\$0	\$133,600	\$0	\$0	\$133,600	
		ST_TIF_ACT			\$0		\$534,400		\$0		\$0	\$534,400	\$0	\$534,400	\$0	
			Total		\$0		\$668,000		\$0		\$0	\$668,000	\$0	\$534,400	\$133,600	
TOOELE	18878	Undr Const	F-0138(22)13		138	13		SR-138 Park & Ride				UTA/Transit				
		Adv Dt:	05/14/22					SR-138; MP 12.80 - 13.12								
Project Type:		Other					2nd Concepts:									
		CMAQ_TOOELE			\$1,439,530		\$67,456		\$0		\$0	\$1,506,986	\$1,404,963	\$0	\$102,023	
TOOELE	17626	STIP	S-R299(417)		MULT			I-80; EB Auxiliary Lane and SR-36 NB Lane				Widen Existing Facility				
		To Be Adv Dt:						I-80; MP 99.00 - 101.30 & SR-36; MP 61.06 - 65.80 & I-80 EB MP 99 - 101.3								
Project Type:		Capacity					2nd Concepts:									
		ST_TIF			\$0		\$0		\$0		\$0	\$27,500,000	\$27,500,000	\$0	\$27,500,000	
TOOELE	18877	Undr Const	F-R299(400)		MULT			Grantsville Sidewalk Project				Transportation Alternatives				
		Adv Dt:	11/06/21					Cnty:FA-2653; MP 3.26 - 3.52 & Cnty:FA-2651; MP 1.48 - 1.92								
Project Type:		Other					2nd Concepts:									
		CMAQ_TOOELE			\$546,091		\$9,909		\$0		\$0	\$556,000	\$518,359	\$0	\$37,641	
		LOCAL_GOV'T			\$0		\$38,100		\$0		\$0	\$38,100	\$0	\$0	\$38,100	
			Total		\$546,091		\$48,009		\$0		\$0	\$594,100	\$518,359	\$0	\$75,741	
TOOELE	16588	Scoping	F-R299(297)		OTHER			Tom's Lane South Extension				Small Urban				
		To Be Adv Dt:	06/12/23					Tom's Lane South Extension								
Project Type:		Joint Highway Committee					2nd Concepts:									
		STP_SU_JHC			\$0		\$1,585,665		\$0		\$0	\$1,585,665	\$1,478,315	\$0	\$107,350	
TOOELE	16603	Scoping	F-R199(257)		OTHER			Burmester Road Improvement				Non-Urban				
		To Be Adv Dt:	04/22/24					Burmester Road Improvement (Grantsville City Limit North 1.6 miles)								
Project Type:		Joint Highway Committee					2nd Concepts:									
		LOCAL_GOV'T			\$0		\$238,468		\$0		\$0	\$238,468	\$0	\$0	\$238,468	
		STP_RURAL			\$0		\$2,145,232		\$0		\$0	\$2,145,232	\$2,000,000	\$0	\$145,232	
			Total		\$0		\$2,383,700		\$0		\$0	\$2,383,700	\$2,000,000	\$0	\$383,700	



DRAFT

DRAFT STIP approved for Public Comment

UDOT electronic Program Management Statewide Transportation Improvement Program



STIP 2023-2028

epm345_stip_report (Rev 2179)

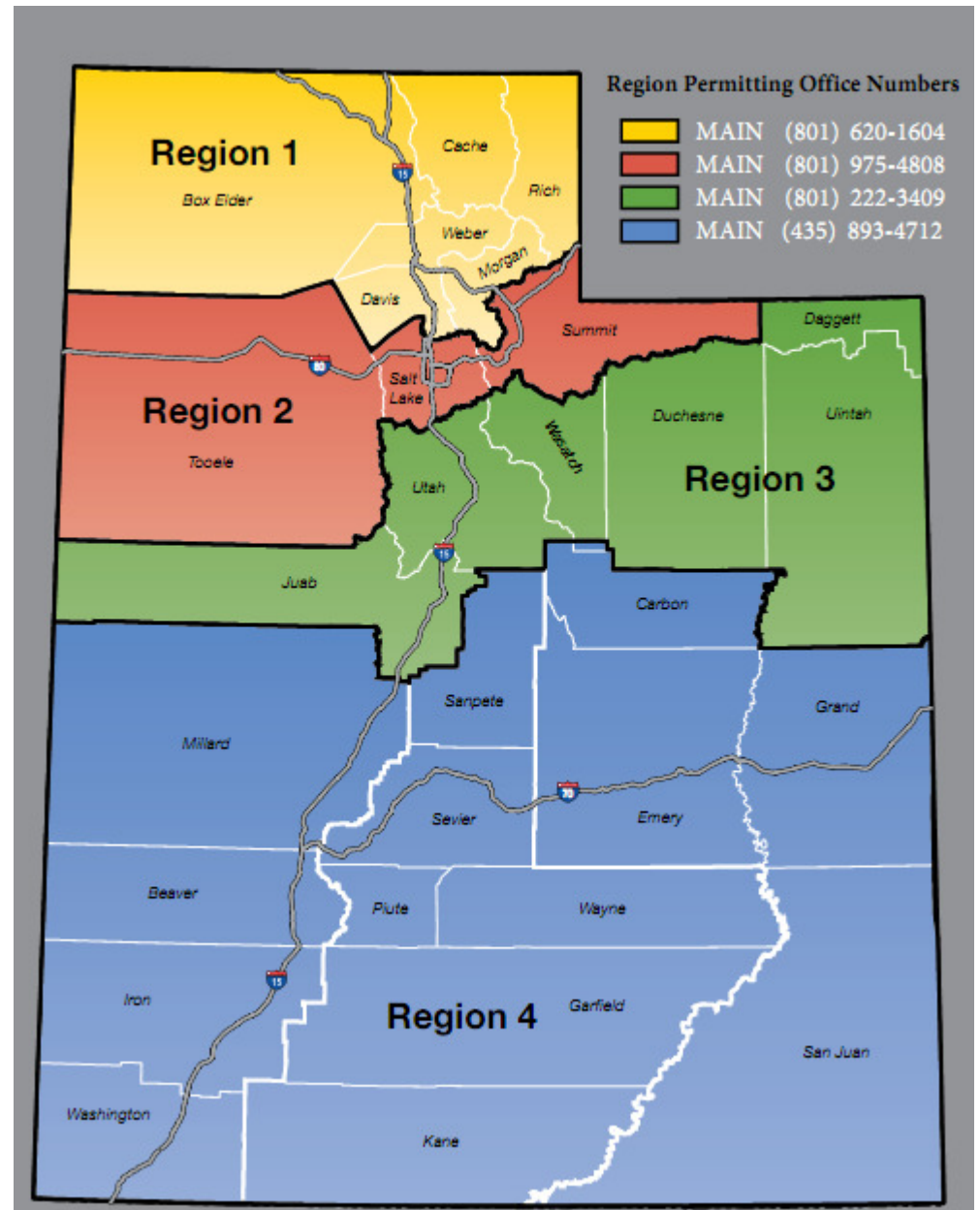
Report Run on: Aug 30, 2022, 09:03 A.M.

Region	PIN	Status	Project No.	Rt. Beg Len	PIN Description / Project Location				Concept Description			State	Other
		Fund	Prior	2023	2024	2025	2026	CD	Total	Fed Aid			
Tooele County Projects													
TOOELE	20138	Funding	NEWPROJ(20138)	OTHER	33rd Parkway in Tooele County				Small Urban				
		To Be Adv Dt:			33rd Parkway; SR-36 to Sheep Lane								
Project Type:		Joint Highway Committee			2nd Concepts:								
NEW		LOCAL_GOV		\$0	\$0	\$0	\$2,950,076	\$0	\$0	\$2,950,076	\$0	\$0	\$2,950,076
		STP_SU_JHC		\$0	\$0	\$0	\$1,608,924	\$0	\$0	\$1,608,924	\$1,500,000	\$0	\$108,924
		Total		\$0	\$0	\$0	\$4,559,000	\$0	\$0	\$4,559,000	\$1,500,000	\$0	\$3,059,000
TOOELE	19500	Scoping	S-0179(2)0	OTHER	Midvalley Highway Re-evaluation				Document EA/EIS				
		Will Not Adv			Midvalley Phase 2 alignment								
Project Type:		Environmental			2nd Concepts:								
		ST_APPROP		\$0	\$0	\$0	\$0	\$0	\$0	\$0	\$0	\$0	\$0
		ST_TIF		\$413,148	\$586,852	\$0	\$0	\$0	\$0	\$1,000,000	\$0	\$1,000,000	\$0
		Total		\$413,148	\$586,852	\$0	\$0	\$0	\$0	\$1,000,000	\$0	\$1,000,000	\$0

Various

Projects that are included in “Various Projects” often cross city and county lines and as a result, frequently include projects within the boundaries of one or more of the Metropolitan Planning Organization (MPO).

The “Various Projects” will identify projects and programs in each of the UDOT Regions across the state, but for programming and information are listed all together.





DRAFT

DRAFT STIP approved for Public Comment

UDOT electronic Program Management Statewide Transportation Improvement Program



STIP 2023-2028

Report Run on: Aug 30, 2022, 09:03 A.M.

epm345_stip_report (Rev 2179)

Region	PIN	Status	Project No.	Rt.	Beg	Len	PIN Description / Project Location				Concept Description				
		Fund	Prior		2023		2024	2025	2026	CD	Total	Fed Aid	State	Other	
Various County Projects															
VARIOU	18217	STIP	S-I15-1(137)38	15	38	5	I-15; Add SB Lane, MP 38 to Mp 43				TIF - Transportation Investment Fund				
		To Be Adv Dt:													
Project Type:		Capacity		2nd Concepts: Widen Existing Facility											
		ST_TIF		\$0	\$0		\$0	\$4,500,000	\$0	\$27,150,000	\$31,650,000	\$0	\$31,650,000	\$0	
VARIOU	18857	Scoping	S-I15-7(369)309	15	309	16	I-15; Farmington to Salt Lake City EIS				TIF - Transportation Investment Fund				
		Will Not Adv													
Project Type:		Capacity		2nd Concepts:											
		ST_TIF		\$4,386,910	\$11,613,090		\$0	\$0	\$0	\$0	\$16,000,000	\$0	\$16,000,000	\$0	
VARIOU	19854	STIP	S-R199(343)	15	308	18	I-15 Reconstruction; Farmington to Salt Lake City				TIF - Transportation Investment Fund				
		To Be Adv Dt:													
Project Type:		Capacity		2nd Concepts:											
		ST_TIF		\$0	\$12,000,000		\$0	\$100,000,000	\$0	\$1656,000,000	\$1768,000,000	\$0	\$1768,000,000	\$0	
VARIOU	13822	Undr Const	F-I15-7(328)332	15	330	11	I-15; SR-232 to I-84				Widen Existing Facility				
		Adv Dt: 01/26/19													
Project Type:		Capacity		2nd Concepts:											
		HIF_O/L_80%		\$758,323	\$0		\$0	\$0	\$0	\$0	\$758,323	\$606,658	\$151,665	\$0	
		NHPP_BR		\$8,622,688	\$0		\$0	\$0	\$0	\$0	\$8,622,688	\$8,038,932	\$583,756	\$0	
		NHPP_IM		\$6,110,964	\$0		\$0	\$0	\$0	\$0	\$6,110,964	\$5,755,306	\$355,658	\$0	
		NHPP_NHS		\$653,531	\$0		\$0	\$0	\$0	\$0	\$653,531	\$609,287	\$44,244	\$0	
		STP_BRIDGE		\$3,000,000	\$0		\$0	\$0	\$0	\$0	\$3,000,000	\$2,796,900	\$203,100	\$0	
		STP_FLX_ST		\$8,889,036	\$0		\$0	\$0	\$0	\$0	\$8,889,036	\$8,287,248	\$601,788	\$0	
		STP_HIF_O/L		\$1,962,186	\$0		\$0	\$0	\$0	\$0	\$1,962,186	\$1,829,346	\$132,840	\$0	
		STP_URB_O/L		\$26,378,038	\$0		\$0	\$0	\$0	\$0	\$26,378,038	\$24,592,244	\$1,785,793	\$0	
		ST_TIF		\$86,815,171	\$20,568,386		\$0	\$0	\$0	\$0	\$107,383,557	\$0	\$107,383,557	\$0	
		Total		\$143,189,937	\$20,568,386		\$0	\$0	\$0	\$0	\$163,758,323	\$52,515,922	\$111,242,401	\$0	
VARIOU	13224	Scoping	S-R199(185)	30	91	18	SR-30; Environmental Document, I-15 to SR-252				Document EA/EIS				
		Will Not Adv													
Project Type:		Environmental		2nd Concepts:											
		ST_TIF		\$1,842,171	\$369,322		\$0	\$0	\$0	\$0	\$2,211,493	\$0	\$2,211,493	\$0	
VARIOU	1793	Undr Const	SP-0067(1)0	67		14	Legacy Parkway Project - *ROW*								
		Adv Dt: 05/10/03													
Project Type:		Roadway Work		2nd Concepts:											
		ST_CHF		\$389,194,273	\$0		\$0	\$0	\$0	\$0	\$389,194,273	\$0	\$389,194,273	\$0	



DRAFT

DRAFT STIP approved for Public Comment

UDOT electronic Program Management Statewide Transportation Improvement Program



STIP 2023-2028

Report Run on: Aug 30, 2022, 09:03 A.M.

epm345_stip_report (Rev 2179)

Region	PIN	Status	Project No.	Rt.	Beg	Len	PIN Description / Project Location	Concept Description	CD	Total	Fed Aid	State	Other
		Fund	Prior		2023		2024	2025	2026				
Various County Projects													
VARIOU	4278	Active	SP-0089(98)334	89	398	11	US-89 Corridor Preservation						
		Will Not Adv					US-89; MP 397.55 - 408.38						
Project Type:		Not Applicable		2nd Concepts:									
		ST_CONT_R1	\$265		\$735		\$0	\$0	\$0	\$0	\$1,000	\$0	\$1,000
		ST_CORR_PRES	\$0		\$31,009,019		\$0	\$0	\$0	\$0	\$31,009,019	\$0	\$31,009,019
		Total	\$265		\$31,009,754		\$0	\$0	\$0	\$0	\$31,010,019	\$0	\$31,010,019
VARIOU	13821	Undr Const	S-0089(406)398	89	398	9	US-89; Farmington to I-84						
		Adv Dt: 12/12/19					US-89; MP 398.00 - 406.64 & US-89; I-84 to Antelope Drive, I-84 to Harrison						
Project Type:		Capacity		2nd Concepts: Widen Existing Facility									
		LOCAL_GOV	\$86,658		\$0		\$0	\$0	\$0	\$0	\$86,658	\$0	\$86,658
		L_BETTERMENT	\$4,640,836		\$1,201,009		\$0	\$0	\$0	\$0	\$5,841,845	\$0	\$5,841,845
		ST_APPROP	\$0		\$1,063,613		\$0	\$0	\$0	\$0	\$1,063,613	\$0	\$1,063,613
		ST_BRIDGE	\$2,050,000		\$0		\$0	\$0	\$0	\$0	\$2,050,000	\$0	\$2,050,000
		ST_TIF	\$424,899,562		\$86,083,548		\$0	\$0	\$0	\$0	\$510,983,110	\$0	\$510,983,110
		ST_TRANS_SOL	\$5,125,000		\$0		\$0	\$0	\$0	\$0	\$5,125,000	\$0	\$5,125,000
		Total	\$436,802,056		\$88,348,170		\$0	\$0	\$0	\$0	\$525,150,226	\$0	\$519,221,723
VARIOU	11479	STIP	S-0108(408)	108	8	3	SR-108; SR-37 to 4275 South						
		To Be Adv Dt:					SR-108; MP 7.51 - 10.02						
Project Type:		Capacity		2nd Concepts:									
		ST_CONCEPT_D1	\$10,103		\$0		\$0	\$0	\$0	\$0	\$10,103	\$0	\$10,103
		ST_TIF	\$0		\$0		\$0	\$0	\$0	\$123,000,000	\$123,000,000	\$0	\$123,000,000
		Total	\$10,103		\$0		\$0	\$0	\$0	\$123,000,000	\$123,010,103	\$0	\$123,010,103
VARIOU	13051	Scoping	S-R199(177)	108	4	9	SR-108; Corridor Preservation						
		Will Not Adv					SR-108; MP 4.01 - 12.92						
Project Type:		Other		2nd Concepts:									
		ST_CORR_PRES	\$806,420		\$44,622		\$0	\$0	\$0	\$0	\$851,041	\$0	\$851,041
VARIOU	18225	Awarded	F-0132(29)41	132	41	6	SR-132; WB & EB Passing Lanes						
		Adv Dt: 06/25/22					SR-132; MP 41.37 - 46.91						
Project Type:		Capacity		2nd Concepts: Passing Lane									
		STP_FLX_ST	\$2,000,000		\$0		\$0	\$0	\$0	\$0	\$2,000,000	\$1,864,600	\$135,400
		ST_TIF	\$0		\$497,000		\$0	\$0	\$0	\$0	\$497,000	\$0	\$497,000
		ST_TIF_HB433	\$196,451		\$6,003,549		\$0	\$0	\$0	\$0	\$6,200,000	\$0	\$6,200,000
		Total	\$2,196,451		\$6,500,549		\$0	\$0	\$0	\$0	\$8,697,000	\$1,864,600	\$6,832,400



DRAFT

DRAFT STIP approved for Public Comment

UDOT electronic Program Management Statewide Transportation Improvement Program



STIP 2023-2028

Report Run on: Aug 30, 2022, 09:03 A.M.

epm345_stip_report (Rev 2179)

Region	PIN	Status	Project No.	Rt. Beg Len	PIN Description / Project Location				Concept Description			
		Fund	Prior	2023	2024	2025	2026	CD	Total	Fed Aid	State	Other
Various County Projects												
VARIOU	14775	Undr Const	S-R499(287)	3270	6 Wayne County Fish Lake Cutoff Road				Non-Urban			
		Will Not Adv			Cnty:FA-3270; MP .00 - 5.80 & Fish Lake Cutoff Road 7 Miles West of Loa MP 0.0 to MP 5.77							
Project Type:		Joint Highway Committee		2nd Concepts:								
		STP_HIF_RURL	\$0	\$0	\$0	\$0	\$0	\$0	\$0	\$0	\$0	\$0
		STP_RURAL	\$0	\$0	\$0	\$0	\$0	\$0	\$0	\$0	\$0	\$0
		ST_PVMT_LV2	\$944,263	\$667,737	\$0	\$0	\$0	\$0	\$1,612,000	\$0	\$1,612,000	\$0
		Total	\$944,263	\$667,737	\$0	\$0	\$0	\$0	\$1,612,000	\$0	\$1,612,000	\$0
VARIOU	14264	Active	F-I84-6(131)91	MULT	I-84; Over Weber River and UPRR Bridge Repl, C-476				Rehabilitation or Replacement			
		To Be Adv Dt: 05/16/23			I-84; MP 90.67 - 91.18 & I-84; MP 90.67 - 91.18							
Project Type:		Structures		2nd Concepts:								
		NHPP_BR	\$0	\$5,863,000	\$500,000	\$0	\$0	\$0	\$6,363,000	\$5,932,225	\$430,775	\$0
		STP_BRIDGE	\$3,520,000	\$5,517,000	\$0	\$0	\$0	\$0	\$9,037,000	\$8,425,195	\$611,805	\$0
		STP_COVID_ST	\$0	\$20,600,000	\$0	\$0	\$0	\$0	\$20,600,000	\$20,600,000	\$0	\$0
		Total	\$3,520,000	\$31,980,000	\$500,000	\$0	\$0	\$0	\$36,000,000	\$34,957,420	\$1,042,580	\$0
VARIOU	14411	Undr Const	F-0040(199)12	MULT	US-40; Wasatch Co Line to SR-32 Pvmt & Structures				Replacement and Rehabilitation - Structure			
		Adv Dt: 08/07/21			US-40; MP 5.90 - 12.95 & US-40; MP 5.90 - 12.95							
Project Type:		Structures		2nd Concepts:								
		STP_FLX_ST	\$5,100,000	\$0	\$0	\$0	\$0	\$0	\$5,100,000	\$4,754,730	\$345,270	\$0
		ST_BRIDGE	\$513,450	\$4,236,550	\$0	\$0	\$0	\$0	\$4,750,000	\$0	\$4,750,000	\$0
		Total	\$5,613,450	\$4,236,550	\$0	\$0	\$0	\$0	\$9,850,000	\$4,754,730	\$5,095,270	\$0
VARIOU	15676	STIP	F-I15-7(342)332	MULT	I-15; SR-232 to I-84, Ogden				High Volume			
		To Be Adv Dt:			I-15; MP 331.50 - 340.10 & I-15; MP 331.50 - 340.10							
Project Type:		Pavement Reconstruction		2nd Concepts:								
		NHPP_IM	\$0	\$0	\$0	\$50,000,000	\$0	\$0	\$50,000,000	\$47,090,000	\$2,910,000	\$0
VARIOU	19507	Scoping	S-I84-6(146)87	MULT	I-84/ US-89 Interchange Reconstruction				New Capacity			
		To Be Adv Dt: 01/11/23			I-84; MP 87.39 - 88.10 & I-84; MP 87.39 - 88.10 & I-84/US-89 Interchange							
Project Type:		Capacity		2nd Concepts:								
		ST_TIF	\$590,442	\$4,409,558	\$55,000,000	\$0	\$0	\$0	\$60,000,000	\$0	\$60,000,000	\$0
VARIOU	18803	STIP	F-R199(295)	MULT	TSP/ Preemption for Transit, Freight, & Snow Plows				Detection			
		To Be Adv Dt:			US-89; MP 411.65 - 416.51 & Cnty:FA-1478; MP .00 - .74 & SR-108; MP .00 - 4.01 & SR-108; MP 3.85 - 3.97							
Project Type:		Traffic Management		2nd Concepts: ATMS								
		STP_URB_O/L	\$0	\$0	\$0	\$0	\$0	\$500,000	\$500,000	\$466,150	\$33,850	\$0
VARIOU	18806	STIP	F-R199(296)	MULT	TSP/ Preemption Equipment for Additional Buses				UTA/Transit			
		To Be Adv Dt:			US-89; MP 411.65 - 416.48 & SR-108; MP .00 - 4.01 & Cnty:FA-1478; MP .00 - .80 & SR-108; MP 3.98 - 4.00							
Project Type:		Other		2nd Concepts: ATMS								
		STP_URB_O/L	\$0	\$0	\$0	\$0	\$0	\$85,000	\$85,000	\$79,246	\$0	\$5,755



DRAFT

DRAFT STIP approved for Public Comment

UDOT electronic Program Management Statewide Transportation Improvement Program



STIP 2023-2028

Report Run on: Aug 30, 2022, 09:03 A.M.

epm345_stip_report (Rev 2179)

Region	PIN	Status	Project No.	Rt. Beg Len	PIN Description / Project Location				Concept Description				
		Fund	Prior	2023	2024	2025	2026	CD	Total	Fed Aid	State	Other	
Various County Projects													
VARIOU	19626	STIP	F-R199(327)	MULT	Davis/ Salt Lake Connector Design				UTA/Transit				
	To Be Adv Dt:				SR-225; MP .00 - .75 & SR-106; MP 1.15 - 8.27 & Cnty:FA-1404; MP .75 - 2.74 & SR-106; MP 1.06 - 1.14 & Cnty:FA-2322; MP 3.34 - 3.80 & US-89; MP 379.97 - 380.00 & Cnty:FA-2330; MP 3.11 - 3.64 & Cnty:FA-2330; MP 3.63 - 3.70 & SR-186; MP 1.91 - 2.36 & U								
Project Type:		Other			2nd Concepts:								
		LOCAL_GOV		\$0	\$0	\$0	\$0	\$0	\$3,895,538	\$3,895,538	\$0	\$0	\$3,895,538
		STP_URB_O/L		\$0	\$0	\$0	\$0	\$0	\$804,462	\$804,462	\$750,000	\$0	\$54,462
		Total		\$0	\$0	\$0	\$0	\$0	\$4,700,000	\$4,700,000	\$750,000	\$0	\$3,950,000
VARIOU	12413	Scoping	S-R399(388)	OTHER	MVC from 2100 N to Porter Rockwell				TIF - Transportation Investment Fund				
	To Be Adv Dt: 10/19/23				MVC; Porter Rockwell to 2100 N Lehi								
Project Type:		Capacity			2nd Concepts: New Capacity								
		ST_TIF		\$50,977,250	\$74,022,750	\$75,000,000	\$75,000,000	\$0	\$75,600,000	\$350,600,000	\$0	\$350,600,000	\$0
VARIOU	10018	Active	F-ST99(162)	OTHER	Travelwise				ATMS				
	Will Not Adv				Other: STATEWIDE TRAVEL PROGRAM								
Project Type:		Traffic Management			2nd Concepts:								
		CMAQ_MAG		\$0	\$0	\$0	\$0	\$0	\$0	\$0	\$0	\$0	\$0
		CMAQ_PM2.5		\$0	\$0	\$0	\$0	\$0	\$0	\$0	\$0	\$0	\$0
		CMAQ_WFRC		\$643,570	\$0	\$0	\$0	\$0	\$0	\$643,570	\$600,000	\$43,570	\$0
		LOCAL_GOV		\$250,000	\$0	\$0	\$0	\$0	\$0	\$250,000	\$0	\$0	\$250,000
		Total		\$893,570	\$0	\$0	\$0	\$0	\$0	\$893,570	\$600,000	\$43,570	\$250,000
VARIOU	13919	Active	S-ST99(351)		Surplus Property Documentation				ROW				
	Will Not Adv				Surplus Property Documentation								
Project Type:		Other			2nd Concepts:								
		ST_SRPLS_DOC		\$21,661	\$178,339	\$0	\$0	\$0	\$0	\$200,000	\$0	\$200,000	\$0
VARIOU	14903	Active	F-ST99(406)		FY15 AID Demonstration				Data System Development/Enhancement				
	Will Not Adv				Various - Implementation and Development of New Technology								
Project Type:		Other			2nd Concepts:								
		FA_MISC		\$782,786	\$0	\$0	\$0	\$0	\$0	\$782,786	\$626,229	\$156,557	\$0



DRAFT

DRAFT STIP approved for Public Comment

UDOT electronic Program Management Statewide Transportation Improvement Program



STIP 2023-2028

Report Run on: Aug 30, 2022, 09:03 A.M.

epm345_stip_report (Rev 2179)

Region	PIN	Status	Project No.	Rt. Beg Len	PIN Description / Project Location				Concept Description			
		Fund	Prior	2023	2024	2025	2026	CD	Total	Fed Aid	State	Other
Various County Projects												
VARI0U	15110	Scoping	F-0276(8)0		Region 4 Ferry Engine Replacement and Retrofit				Spot improvement			
		Will Not Adv			Lake Powell Ferry							
Project Type:		Roadway			2nd Concepts:							
		EM_2016_FBD	\$100,195	\$0	\$0	\$0	\$0	\$0	\$100,195	\$80,156	\$20,039	\$0
		EM_2017_FBD	\$125,000	\$0	\$0	\$0	\$0	\$0	\$125,000	\$100,000	\$25,000	\$0
		EM_2018_FBD	\$125,000	\$0	\$0	\$0	\$0	\$0	\$125,000	\$100,000	\$25,000	\$0
		EM_2019_FBD	\$125,000	\$0	\$0	\$0	\$0	\$0	\$125,000	\$100,000	\$25,000	\$0
		EM_2020_FBD	\$131,193	\$0	\$0	\$0	\$0	\$0	\$131,193	\$104,954	\$26,239	\$0
		EM_2021_FBD	\$126,975	\$0	\$0	\$0	\$0	\$0	\$126,975	\$101,580	\$25,395	\$0
		FA_MISC	\$3,431	\$0	\$0	\$0	\$0	\$0	\$3,431	\$2,744	\$686	\$0
		STP_ENH_ST	\$1,180,203	\$0	\$0	\$0	\$0	\$0	\$1,180,203	\$944,162	\$236,041	\$0
		STP_FLX_ST	\$0	\$110,000	\$0	\$0	\$0	\$0	\$110,000	\$102,553	\$7,447	\$0
		ST_CONT_PG	\$0	\$274,041	\$0	\$0	\$0	\$0	\$274,041	\$0	\$274,041	\$0
		Total	\$1,916,995	\$384,041	\$0	\$0	\$0	\$0	\$2,301,036	\$1,636,149	\$664,887	\$0
VARI0U	17824	Scoping	F-TPF-5(433)		Study; Cellular Concrete for Retaining Walls				Study			
		Will Not Adv			N/A							
Project Type:		Studies			2nd Concepts:							
		FA_MISC	\$37,500	\$0	\$0	\$0	\$0	\$0	\$37,500	\$30,000	\$7,500	\$0
		FA_MISC_100%	\$0	\$0	\$0	\$0	\$0	\$0	\$0	\$0	\$0	\$0
		SPR_R_100%	\$300,000	\$0	\$0	\$0	\$0	\$0	\$300,000	\$300,000	\$0	\$0
		Total	\$337,500	\$0	\$0	\$0	\$0	\$0	\$337,500	\$330,000	\$7,500	\$0
VARI0U	18184	Active	F-ST99(659)		FY19 STIC Incentive Program				Education			
		Will Not Adv			N/A							
Project Type:		Other			2nd Concepts:							
		FA_STIC_2019	\$100,000	\$0	\$0	\$0	\$0	\$0	\$100,000	\$100,000	\$0	\$0
		ST_MATCH	\$24,074	\$926	\$0	\$0	\$0	\$0	\$25,000	\$0	\$25,000	\$0
		Total	\$124,074	\$926	\$0	\$0	\$0	\$0	\$125,000	\$100,000	\$25,000	\$0
VARI0U	19066	Active	S-ST99(734)		FY2022 Mandli Communications Collection				Develop Documents			
		Will Not Adv			N/A							
Project Type:		Other			2nd Concepts:							
		ST_PVMT	\$1,018,091	\$686,909	\$0	\$0	\$0	\$0	\$1,705,000	\$0	\$1,705,000	\$0
VARI0U	19082	Active	F-ST99(735)		RUC Fed Grants: Local Overlay & Toll Int				Education			
		Will Not Adv			N/A							
Project Type:		Other			2nd Concepts:							
		FA_MISC_50%	\$1,490,000	\$0	\$0	\$0	\$0	\$0	\$1,490,000	\$745,000	\$745,000	\$0



DRAFT

DRAFT STIP approved for Public Comment

UDOT electronic Program Management

Statewide Transportation Improvement Program



STIP 2023-2028

Report Run on: Aug 30, 2022, 09:03 A.M.

epm345_stip_report (Rev 2179)

Region	PIN	Status	Project No.	Rt. Beg Len	PIN Description / Project Location				Concept Description			State	Other
		Fund	Prior	2023	2024	2025	2026	CD	Total	Fed Aid			
Various County Projects													
VARIOU	19614	Scoping	F-ST99(792)		UTA Contactless Payment				UTA/Transit				
		Will Not Adv			No location								
Project Type:		Other			2nd Concepts:								
		COVID_UTA		\$0	\$538,200	\$0	\$0	\$0	\$0	\$538,200	\$538,200	\$0	\$0
VARIOU	19637	Active	F-ST99(784)		FY20 Digital Construction AID Demo				Data System Development/Enhancement				
		Will Not Adv			N/A								
Project Type:		Other			2nd Concepts:								
		FA_MISC		\$1,250,000	\$0	\$0	\$0	\$0	\$0	\$1,250,000	\$1,000,000	\$250,000	\$0
VARIOU	19762	Active	F-ST99(801)		Develop QC/QA Plan for 3D Digital Models				Develop Documents				
		Will Not Adv			N/A								
Project Type:		Other			2nd Concepts:								
		FA_STIC_2021		\$50,000	\$0	\$0	\$0	\$0	\$0	\$50,000	\$50,000	\$0	\$0
		ST_TRANS_SOL		\$0	\$0	\$0	\$0	\$0	\$0	\$0	\$0	\$0	\$0
		ST_UNITMATCH		\$2,733	\$9,767	\$0	\$0	\$0	\$0	\$12,500	\$0	\$12,500	\$0
		Total		\$52,733	\$9,767	\$0	\$0	\$0	\$0	\$62,500	\$50,000	\$12,500	\$0
VARIOU	19763	Active	F-ST99(802)		Create Data Set Listing				Develop Documents				
		Will Not Adv			N/A								
Project Type:		Other			2nd Concepts:								
		FA_STIC_2021		\$50,000	\$0	\$0	\$0	\$0	\$0	\$50,000	\$50,000	\$0	\$0
		ST_TRANS_SOL		\$0	\$2,500	\$0	\$0	\$0	\$0	\$2,500	\$0	\$2,500	\$0
		ST_UNITMATCH		\$4,636	\$7,864	\$0	\$0	\$0	\$0	\$12,500	\$0	\$12,500	\$0
		Total		\$54,636	\$10,364	\$0	\$0	\$0	\$0	\$65,000	\$50,000	\$15,000	\$0
VARIOU	20253	Scoping	S-ST99(835)		Frontrunner Strategic Double Track				UTA/Transit				
		To Be Adv Dt: 05/12/26			Frontrunner								
Project Type:		Other			2nd Concepts:								
		ST_TTIF		\$0	\$1,000,000	\$0	\$69,000,000	\$0	\$0	\$70,000,000	\$0	\$70,000,000	\$0
VARIOU	20254	Scoping	S-ST99(836)		Point of the Mountain Transit				UTA/Transit				
		To Be Adv Dt: 05/12/26			Point of the Mountain Transit								
Project Type:		Other			2nd Concepts:								
		ST_TTIF		\$970,000	\$0	\$0	\$74,000,000	\$0	\$0	\$74,970,000	\$0	\$74,970,000	\$0
VARIOU	13006	STIP	F-ST99(293)		UTA 1 Call - 1 Click & Outreach Program				UTA/Transit				
		To Be Adv Dt:			Utah Transit Authority (UTA) One Call - One Click Center & Veterans								
Project Type:		Other			2nd Concepts:								
		FA_MISC		\$0	\$400,000	\$0	\$0	\$0	\$0	\$400,000	\$400,000	\$0	\$0
		FA_MISC_100%		\$0	\$50,000	\$0	\$0	\$0	\$0	\$50,000	\$50,000	\$0	\$0
		UTA_FUNDS		\$0	\$100,000	\$0	\$0	\$0	\$0	\$100,000	\$0	\$0	\$100,000
		Total		\$0	\$550,000	\$0	\$0	\$0	\$0	\$550,000	\$450,000	\$0	\$100,000



DRAFT

DRAFT STIP approved for Public Comment

UDOT electronic Program Management Statewide Transportation Improvement Program



STIP 2023-2028

Report Run on: Aug 30, 2022, 09:03 A.M.

epm345_stip_report (Rev 2179)

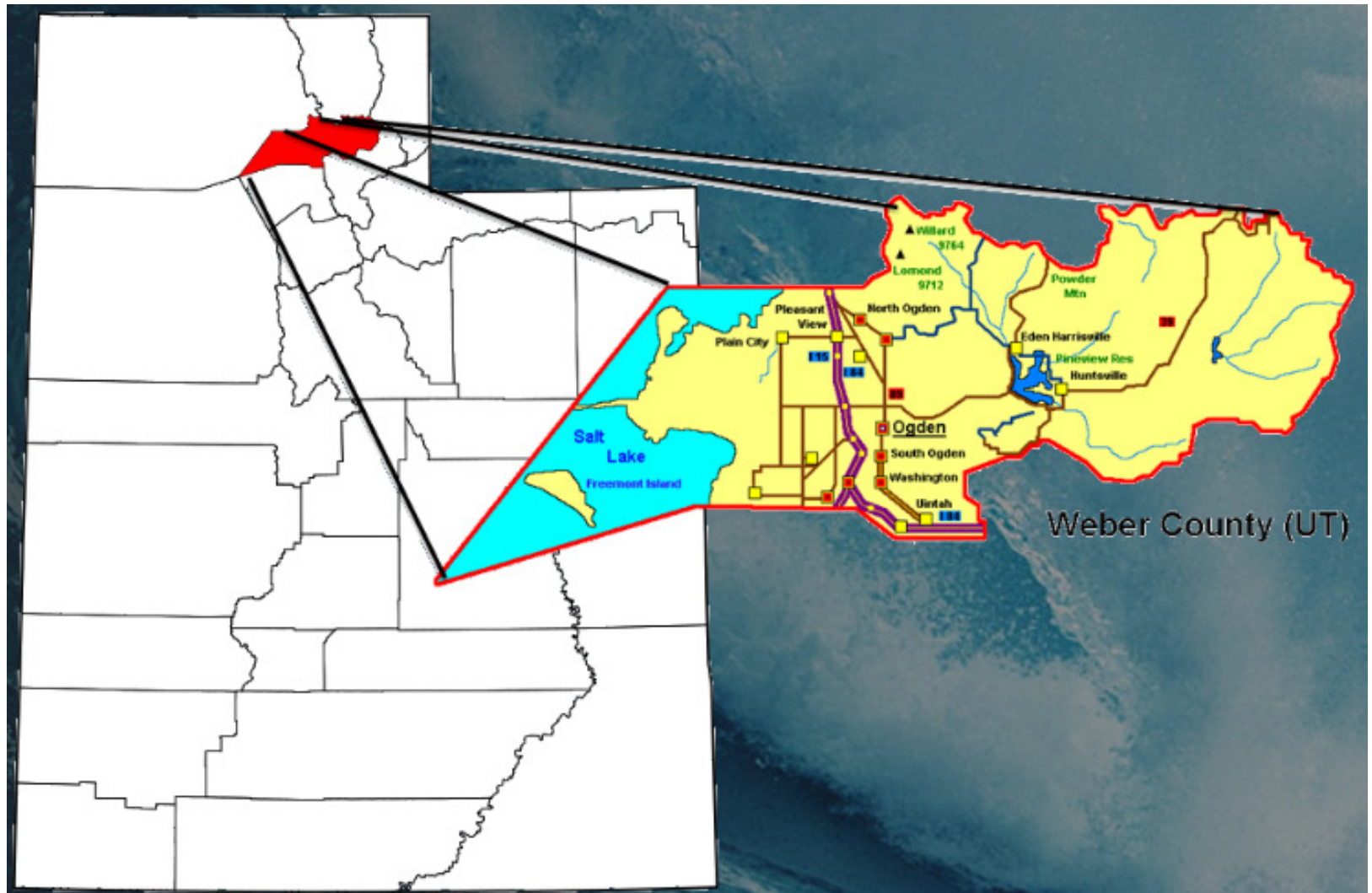
Region	PIN	Status	Project No.	Rt. Beg Len	PIN Description / Project Location				Concept Description				
		Fund	Prior	2023	2024	2025	2026	CD	Total	Fed Aid	State	Other	
Various County Projects													
VARIOU	16039	STIP	F-ST99(494)		TIGER 8; First/Last Mile Program				UTA/Transit				
		Will Not Adv			* For more detail go to http://www.rideuta.com/About-UTA/Active-Projects/TIGER-Grant-Project								
Project Type:		Other			2nd Concepts:								
		LOCAL_GOVT		\$0	\$11,771,432	\$0	\$0	\$0	\$0	\$11,771,432	\$0	\$0	\$11,771,432
		TIGER_MAG		\$0	\$5,966,789	\$0	\$0	\$0	\$0	\$5,966,789	\$5,966,789	\$0	\$0
		TIGER_SUMMIT		\$0	\$688,350	\$0	\$0	\$0	\$0	\$688,350	\$688,350	\$0	\$0
		TIGER_TOOELE		\$0	\$313,285	\$0	\$0	\$0	\$0	\$313,285	\$313,285	\$0	\$0
		TIGER_WFRC		\$0	\$13,031,576	\$0	\$0	\$0	\$0	\$13,031,576	\$13,031,576	\$0	\$0
		Total		\$0	\$31,771,432	\$0	\$0	\$0	\$0	\$31,771,432	\$20,000,000	\$0	\$11,771,432
VARIOU	16040	STIP	F-ST99(495)		UTA; Enhanced Automated Train Control System				UTA/Transit				
		To Be Adv Dt:			UTA's Front Runner Enhanced Automated Train Control System								
Project Type:		Other			2nd Concepts:								
		FTASEC_3028		\$0	\$3,520,000	\$0	\$0	\$0	\$0	\$3,520,000	\$2,816,000	\$704,000	\$0
		UTA_FUNDS		\$0	\$30,280,000	\$0	\$0	\$0	\$0	\$30,280,000	\$0	\$0	\$30,280,000
		Total		\$0	\$33,800,000	\$0	\$0	\$0	\$0	\$33,800,000	\$2,816,000	\$704,000	\$30,280,000

Weber County

The Wasatch Front Regional Council (WFRC) is responsible for coordinating the transportation planning process in the Salt Lake/ West Valley and the Ogden-Layton urbanized areas as the designated Metropolitan Planning Organization (MPO).

The Cities of Weber County include;

Farr West
Harrisville
Hooper
Marriott-Slaterville
North Ogden
Ogden
Plain
Pleasant View
Riverdale
Roy
South Ogden
Uintah
Washington Terrace
West Haven





DRAFT

DRAFT STIP approved for Public Comment

UDOT electronic Program Management Statewide Transportation Improvement Program



STIP 2023-2028

Report Run on: Aug 30, 2022, 09:03 A.M.

epm345_stip_report (Rev 2179)

Region	PIN	Status	Project No.	Rt.	Beg	Len	PIN Description / Project Location				Concept Description				
		Fund	Prior		2023		2024	2025	2026		CD	Total	Fed Aid	State	Other
Weber County Projects															
WEBER	12446	Undr Const	F-0039(32)9	39	9	5	SR-39; Ogden to Pineview Reservoir Bridge Rehab				Rehabilitation or Replacement				
		Adv Dt:	09/01/18				SR-39; MP 8.89 - 13.42								
Project Type:		Structures				2nd Concepts:									
		NHPP_BR			\$700,980		\$0	\$0	\$0	\$0	\$0	\$700,980	\$653,524	\$47,456	\$0
		SEC154_HSIP			\$350,000		\$0	\$0	\$0	\$0	\$0	\$350,000	\$326,305	\$23,695	\$0
		STP_BRIDGE			\$2,813,114		\$0	\$0	\$0	\$0	\$0	\$2,813,114	\$2,622,666	\$190,448	\$0
		STP_FLX_ST			\$687,000		\$0	\$0	\$0	\$0	\$0	\$687,000	\$640,490	\$46,510	\$0
		ST_BRIDGE			\$1,130,000		\$0	\$0	\$0	\$0	\$0	\$1,130,000	\$0	\$1,130,000	\$0
		ST_PVMT			\$400,000		\$0	\$0	\$0	\$0	\$0	\$400,000	\$0	\$400,000	\$0
		ST_SPOT_SFTY			\$0		\$0	\$0	\$0	\$0	\$0	\$0	\$0	\$0	\$0
		Total			\$6,081,094		\$0	\$0	\$0	\$0	\$0	\$6,081,094	\$4,242,985	\$1,838,109	\$0
WEBER	18834	Active	F-0060(14)1	60			UDOT Reg One/ Riverdale 1050 W & I-84 Sidewalk				Transportation Alternatives				
		To Be Adv Dt:	09/06/22				SR-60; MP .42 - .51								
Project Type:		Other				2nd Concepts:									
		TAP_URB_O/L			\$58,486		\$456,370	\$0	\$0	\$0	\$0	\$514,856	\$480,000	\$34,856	\$0
WEBER	18855	STIP	S-0089(538)414	89	414	1	Ogden/WSU Bus Rapid Transit (BRT)				TIF - Transportation Investment Fund				
		To Be Adv Dt:					US-89; MP 413.75 - 414.25								
Project Type:		Capacity				2nd Concepts:									
		ST_TTIF			\$0		\$4,000,000	\$0	\$0	\$0	\$0	\$4,000,000	\$0	\$4,000,000	\$0
WEBER	18858	STIP	S-R199(299)	89	414	1	BDO Phase 2 Shared Use Path				Trails				
		To Be Adv Dt:					US-89; MP 414.00 - 415.00								
Project Type:		Enhancement				2nd Concepts:									
		LOCAL_MATCH			\$600,000		\$0	\$0	\$0	\$0	\$0	\$600,000	\$0	\$0	\$600,000
		ST_TIF			\$900,000		\$0	\$0	\$0	\$0	\$0	\$900,000	\$0	\$900,000	\$0
		Total			\$1,500,000		\$0	\$0	\$0	\$0	\$0	\$1,500,000	\$0	\$900,000	\$600,000
WEBER	16945	STIP	F-0089(486)408	89	408		US-89 & Skyline Drive Intersection Imp				Intersection Modification				
		To Be Adv Dt:					US-89; MP 408.10 - 408.10								
Project Type:		Roadway				2nd Concepts:									
		CMAQ_PM2.5			\$0		\$0	\$1,501,663	\$0	\$0	\$0	\$1,501,663	\$1,400,000	\$101,663	\$0
		CMAQ_WFRC			\$0		\$0	\$0	\$0	\$0	\$0	\$0	\$0	\$0	\$0
		Total			\$0		\$0	\$1,501,663	\$0	\$0	\$0	\$1,501,663	\$1,400,000	\$101,663	\$0
WEBER	20318	Funding	NEWPROJ(20318)	89	414		Ogden Green Bike Share Expansion				Pedestrian/Bike facility				
		To Be Adv Dt:					US-89; MP 413.67 - 413.67								
Project Type:		Roadway				2nd Concepts:									
NEW		CMAQ_WFRC			\$0		\$0	\$0	\$0	\$0	\$536,308	\$536,308	\$500,000	\$0	\$36,308
		LOCAL_GOV'T			\$0		\$0	\$0	\$0	\$0	\$224,092	\$224,092	\$0	\$0	\$224,092
		Total			\$0		\$0	\$0	\$0	\$0	\$760,400	\$760,400	\$500,000	\$0	\$260,400



DRAFT

DRAFT STIP approved for Public Comment

UDOT electronic Program Management Statewide Transportation Improvement Program



STIP 2023-2028

Report Run on: Aug 30, 2022, 09:03 A.M.

epm345_stip_report (Rev 2179)

Region	PIN	Status	Project No.	Rt.	Beg Len	PIN Description / Project Location				Concept Description			State	Other
		Fund	Prior		2023	2024	2025	2026		CD	Total	Fed Aid		
Weber County Projects														
WEBER	16391	Scoping	S-R199(324)	97	5	I-15; SR-97 (5600 South), widening of 5600 South				Upgrade Existing Interchange				
		To Be Adv Dt: 12/01/22				SR-97; MP 5.10 - 5.30								
Project Type:		Capacity				2nd Concepts:								
		ST_TIF_HB433		\$20,000,000	\$32,000,000	\$110,000,000	\$76,000,000	\$0		\$0	\$238,000,000	\$0	\$238,000,000	\$0
WEBER	16947	Undr Const	F-0204(15)3	204	3	Wall Avenue & 20th Street Intersection Imp				Intersection Modification				
		Adv Dt: 09/18/21				SR-204; MP 2.66 - 2.66								
Project Type:		Roadway				2nd Concepts:								
		CMAQ_WFRC		\$603,924	\$0	\$0	\$0	\$0		\$0	\$603,924	\$563,038	\$40,886	\$0
		L_BETTERMENT		\$1,777	\$0	\$0	\$0	\$0		\$0	\$1,777	\$0	\$0	\$1,777
		STP_FLX_ST		\$305,000	\$0	\$0	\$0	\$0		\$0	\$305,000	\$284,352	\$20,649	\$0
		Total		\$910,701	\$0	\$0	\$0	\$0		\$0	\$910,701	\$847,390	\$61,534	\$1,777
WEBER	19606	STIP	F-0204(22)0	204		4 Ogden/ Layton Area Signal Timing & Optimization				Traffic Signal Coordination				
		To Be Adv Dt:				SR-204; MP .00 - 3.56								
Project Type:		Traffic Management				2nd Concepts:								
		STP_URB_O/L		\$0	\$0	\$0	\$0	\$0		\$400,000	\$400,000	\$372,920	\$27,080	\$0
WEBER	18812	STIP	F-3308(3)1	3308	1	4800 South & Layton Canal				Reconstruct & Widening				
		To Be Adv Dt:				Cnty:FA-3308; MP 1.33 - 1.42								
Project Type:		Pavement Reconstruction				2nd Concepts:								
		STP_URB_O/L		\$0	\$471,500	\$0	\$0	\$0		\$0	\$471,500	\$439,579	\$0	\$31,921
WEBER	17847	STIP	F-3310(1)1	3310		6000 South & 3100 West Round-a-bout				Intersection Modification				
		To Be Adv Dt:				Cnty:FA-3310; MP .50 - .50								
Project Type:		Roadway				2nd Concepts:								
		CMAQ_WFRC		\$0	\$0	\$0	\$0	\$0		\$722,375	\$722,375	\$673,470	\$0	\$48,905
		LOCAL_GOV'T		\$0	\$0	\$0	\$0	\$0		\$38,325	\$38,325	\$0	\$0	\$38,325
		Total		\$0	\$0	\$0	\$0	\$0		\$760,700	\$760,700	\$673,470	\$0	\$87,230
WEBER	19628	Scoping	F-3318(1)0	3318		4000 South SRTS Rail Crossing; 2550 W - 2350 W				Pedestrian/Bicycle Safety				
		To Be Adv Dt: 02/15/23				Cnty:FA-3318; MP .40 - .66								
Project Type:		Traffic and Safety				2nd Concepts:								
		LOCAL_GOV'T		\$0	\$0	\$0	\$0	\$0		\$8,661	\$8,661	\$0	\$0	\$8,661
		STP_URB_O/L		\$10,000	\$0	\$0	\$0	\$0		\$231,339	\$241,339	\$225,000	\$0	\$16,339
		Total		\$10,000	\$0	\$0	\$0	\$0		\$240,000	\$250,000	\$225,000	\$0	\$25,000
WEBER	17795	Scoping	F-3328(2)1	3328	1	1 300 West; 5000 South to Riverdale City Boundary				Reconstruct no widening				
		To Be Adv Dt: 05/31/23				Cnty:FA-3328; MP .53 - 1.22								
Project Type:		Roadway				2nd Concepts:								
		LOCAL_GOV'T		\$0	\$0	\$125,000	\$0	\$0		\$0	\$125,000	\$0	\$0	\$125,000
		STP_URB_O/L		\$10,000	\$1,816,484	\$1,072,616	\$0	\$0		\$0	\$2,899,100	\$2,702,831	\$0	\$196,269
		Total		\$10,000	\$1,816,484	\$1,197,616	\$0	\$0		\$0	\$3,024,100	\$2,702,831	\$0	\$321,269



DRAFT

DRAFT STIP approved for Public Comment

UDOT electronic Program Management Statewide Transportation Improvement Program



STIP 2023-2028

Report Run on: Aug 30, 2022, 09:03 A.M.

epm345_stip_report (Rev 2179)

Region	PIN	Status	Project No.	Rt.	Beg	Len	PIN Description / Project Location				Concept Description					
		Fund	Prior		2023		2024	2025	2026		CD	Total	Fed Aid	State	Other	
Weber County Projects																
WEBER	13124	Undr Const	S-LC57(32)		3359	1	1	4700 West; 4000 South to 4600 South				Reconstruct & Widening				
		Will Not Adv						Cnty:FA-3359; MP .84 - 1.84 & 4700 West; 4200 South to 4800 South								
Project Type:		Roadway		2nd Concepts:												
		LOCAL_MATCH		\$0		\$0		\$0	\$0	\$0	\$0	\$0	\$0	\$0	\$0	
		L_PASS_MATCH		\$0		\$197,613		\$0	\$0	\$0	\$0	\$197,613	\$0	\$0	\$197,613	
		STP_URB_O/L		\$0		\$0		\$0	\$0	\$0	\$0	\$0	\$0	\$0	\$0	
		ST_TIF		\$0		\$0		\$0	\$0	\$0	\$0	\$0	\$0	\$0	\$0	
		ST_TIF_EXCH		\$1,976,128		\$0		\$0	\$0	\$0	\$0	\$1,976,128	\$0	\$1,976,128	\$0	
		Total		\$1,976,128		\$197,613		\$0	\$0	\$0	\$0	\$2,173,741	\$0	\$1,976,128	\$197,613	
WEBER	15905	Scoping	F-3370(1)0		3370		1	3600 West; 2600 N to 1975 N, Plain City				Reconstruct & Widening				
		To Be Adv Dt: 01/19/24						Cnty:FA-3370; MP .00 - .78								
Project Type:		Roadway		2nd Concepts:												
		LOCAL_MATCH		\$0		\$162,059		\$0	\$0	\$0	\$0	\$162,059	\$0	\$0	\$162,059	
		STP_COVID_OL		\$0		\$2,231,728		\$0	\$0	\$0	\$0	\$2,231,728	\$2,231,728	\$0	\$0	
		STP_URB_O/L		\$0		\$717,612		\$0	\$0	\$0	\$0	\$717,612	\$669,030	\$0	\$48,582	
		TAP_URB_O/L		\$0		\$321,785		\$0	\$0	\$0	\$0	\$321,785	\$300,000	\$0	\$21,785	
		Total		\$0		\$3,433,184		\$0	\$0	\$0	\$0	\$3,433,184	\$3,200,758	\$0	\$232,427	
WEBER	18809	STIP	F-3371(1)1		3371	1	1	North Plain City Road; 2917 West to 3350 West				Reconstruct & Widening				
		To Be Adv Dt:						Cnty:FA-3371; MP .90 - 1.61								
Project Type:		Pavement Reconstruction		2nd Concepts:												
		LOCAL_GOV'T		\$0		\$0		\$0	\$0	\$0	\$234,744	\$234,744	\$0	\$0	\$234,744	
		STP_URB_O/L		\$0		\$0		\$0	\$0	\$0	\$3,754,156	\$3,754,156	\$3,500,000	\$0	\$254,156	
		Total		\$0		\$0		\$0	\$0	\$0	\$3,988,900	\$3,988,900	\$3,500,000	\$0	\$488,900	
WEBER	17865	Scoping	F-3416(1)		3416			20th & Lincoln Traffic Signal				Intersection Improvements				
		To Be Adv Dt: 09/22/22						Cnty:FA-3416; MP .14 - .14								
Project Type:		Traffic and Safety		2nd Concepts:												
		LOCAL_GOV'T		\$0		\$150,745		\$0	\$0	\$0	\$0	\$150,745	\$0	\$0	\$150,745	
		TAP_URB_O/L		\$174,000		\$82,355		\$0	\$0	\$0	\$0	\$256,355	\$239,000	\$0	\$17,355	
		Total		\$174,000		\$233,100		\$0	\$0	\$0	\$0	\$407,100	\$239,000	\$0	\$168,100	
WEBER	17797	Scoping	F-3442(2)5		3442	5	1	West Harrisville Rd; US-89 to 750 West				Reconstruct & Widening				
		To Be Adv Dt: 11/01/23						Cnty:FA-3442; MP 5.16 - 5.76								
Project Type:		Roadway		2nd Concepts:												
		LOCAL_GOV'T		\$0		\$0		\$0	\$125,000	\$0	\$0	\$125,000	\$0	\$0	\$125,000	
		STP_URB_O/L		\$10,000		\$0		\$643,660	\$2,681,540	\$0	\$0	\$3,335,200	\$3,109,407	\$0	\$225,793	
		Total		\$10,000		\$0		\$643,660	\$2,806,540	\$0	\$0	\$3,460,200	\$3,109,407	\$0	\$350,793	



DRAFT

DRAFT STIP approved for Public Comment

UDOT electronic Program Management Statewide Transportation Improvement Program



STIP 2023-2028

Report Run on: Aug 30, 2022, 09:03 A.M.

epm345_stip_report (Rev 2179)

Region	PIN	Status	Project No.	Rt.	Beg	Len	PIN Description / Project Location				Concept Description				
		Fund	Prior		2023		2024	2025	2026	CD	Total	Fed Aid	State	Other	
Weber County Projects															
WEBER	20303	Funding	NEWPROJ(20303)	3442	1	1	1900/1975 North; 2700 West to 3600 West (Phase 1)				Reconstruct & Widening				
		To Be Adv Dt: Cnty:FA-3442; MP 1.33 - 2.49													
Project Type:		Roadway				2nd Concepts:									
NEW		LOCAL_GOV		\$0	\$0		\$0	\$0	\$0	\$182,114	\$182,114	\$0	\$0	\$182,114	
		STP_URB_O/L		\$0	\$0		\$0	\$0	\$0	\$2,479,859	\$2,479,859	\$2,311,973	\$0	\$167,886	
			Total	\$0	\$0		\$0	\$0	\$0	\$2,661,973	\$2,661,973	\$2,311,973	\$0	\$350,000	
WEBER	18814	STIP	F-3446(1)	3446	1	1	4000 North; SR-126 to 2800 West				Reconstruct & Widening				
		To Be Adv Dt: Cnty:FA-3446; MP 1.32 - 1.88													
Project Type:		Pavement Reconstruction				2nd Concepts:									
		LOCAL_GOV		\$0	\$0		\$0	\$0	\$0	\$4,204,537	\$4,204,537	\$0	\$0	\$4,204,537	
		STP_URB_O/L		\$0	\$0		\$0	\$0	\$0	\$2,896,064	\$2,896,064	\$2,700,000	\$0	\$196,064	
			Total	\$0	\$0		\$0	\$0	\$0	\$7,100,600	\$7,100,600	\$2,700,000	\$0	\$4,400,600	
WEBER	17371	Scoping	F-3462(7)9	3462	9		4100 N Over N Fork Ogden River Bridge Replacement				Rehabilitation or Replacement				
		To Be Adv Dt: 10/26/23 Cnty:FA-3462; MP 8.80 - 9.06													
Project Type:		Structures				2nd Concepts:									
		STP_BRIDGE		\$0	\$1,324,000		\$0	\$0	\$0	\$0	\$1,324,000	\$1,234,365	\$0	\$89,635	
WEBER	15683	Scoping	S-I15-8(158)343	MULT			I-15; 24th Street Interchange				TIF - Transportation Investment Fund				
		To Be Adv Dt: 11/22/23 I-15; MP 342.80 - 343.50 & I-15; MP 342.80 - 343.50													
Project Type:		Capacity				2nd Concepts:									
		ST_TIF		\$2,665,184	\$38,760,479		\$32,500,000	\$18,574,337	\$0	\$3,500,000	\$96,000,000	\$0	\$96,000,000	\$0	
WEBER	15685	Active	S-I15-8(159)338	MULT			I-15; SR-97 (5600 South) Environmental Study				TIF - Transportation Investment Fund				
		Will Not Adv I-15; MP 338.00 - 338.80 & I-15; MP 338.00 - 338.80 & SR-97; MP 3.00 - 5.35 & Addendum to add the section of SR-97 that is included within the study limits													
Project Type:		Capacity				2nd Concepts:									
		ST_TIF		\$1,983,521	\$1,016,479		\$0	\$0	\$0	\$0	\$3,000,000	\$0	\$3,000,000	\$0	
WEBER	19919	Funding	NEWPROJ(19919)	MULT			I-84 Bridge Replacements at Riverdale				New Bridge/Bridge Replacement				
		To Be Adv Dt: I-84; MP 81.18 - 81.26 & Cnty:FA-3316; MP .62 - .72													
Project Type:		Structures				2nd Concepts:									
NEW		NHPP_BR		\$0	\$0		\$0	\$18,100,000	\$0	\$0	\$18,100,000	\$16,874,630	\$1,225,370	\$0	
		STP_BRIDGE		\$0	\$0		\$0	\$1,300,000	\$0	\$0	\$1,300,000	\$1,211,990	\$88,010	\$0	
		ST_BRIDGE		\$0	\$0		\$750,000	\$0	\$0	\$0	\$750,000	\$0	\$750,000	\$0	
		ST_TIF		\$0	\$0		\$1,850,000	\$0	\$0	\$0	\$1,850,000	\$0	\$1,850,000	\$0	
			Total	\$0	\$0		\$2,600,000	\$19,400,000	\$0	\$0	\$22,000,000	\$18,086,620	\$3,913,380	\$0	



DRAFT

DRAFT STIP approved for Public Comment

UDOT electronic Program Management Statewide Transportation Improvement Program



STIP 2023-2028

epm345_stip_report (Rev 2179)

Report Run on: Aug 30, 2022, 09:03 A.M.

Region	PIN	Status	Project No.	Rt. Beg Len	PIN Description / Project Location			Concept Description					
		Fund	Prior	2023	2024	2025	2026	CD	Total	Fed Aid	State	Other	
Weber County Projects													
WEBER	14840	Undr Const	S-LC57(37)	MULT	20th St.; Washington to Monroe Reconstruction			Reconstruct & Widening					
		Will Not Adv			20th Street, Washington to Monroe								
Project Type:		Roadway			2nd Concepts:								
		LOCAL_MATCH		\$0	\$0	\$0	\$0	\$0	\$0	\$0	\$0	\$0	
		L_PASS_MATCH		\$0	\$242,332	\$0	\$0	\$0	\$242,332	\$0	\$0	\$242,332	
		STP_URB_O/L		\$0	\$0	\$0	\$0	\$0	\$0	\$0	\$0	\$0	
		ST_TIF		\$0	\$0	\$0	\$0	\$0	\$0	\$0	\$0	\$0	
		ST_TIF_EXCH		\$2,423,317	\$0	\$0	\$0	\$0	\$2,423,317	\$0	\$2,423,317	\$0	
		Total		\$2,423,317	\$242,332	\$0	\$0	\$0	\$2,665,649	\$0	\$2,423,317	\$242,332	
WEBER	14850	Scoping	F-LC57(45)	MULT	SR-60; Round-About at Ritter Drive, Riverdale			Intersection Modification					
		To Be Adv Dt: 11/04/22			SR-168; MP 1.13 - 1.16 & SR-60; MP .76 - .79 & SR-60 at Ritter Drive, Riverdale								
Project Type:		Roadway			2nd Concepts:								
		CMAQ_WFRC		\$63,500	\$554,500	\$0	\$0	\$0	\$618,000	\$576,161	\$0	\$41,839	
WEBER	16936	Scoping	F-3354(4)0	MULT	40th St & Chimes View - Riverdale to Washington			Reconstruct & Widening					
		To Be Adv Dt: 01/17/23			Cnty:FA-3354; MP .00 - .46 & Cnty:FA-3354; MP 3.70 - 4.05								
Project Type:		Roadway			2nd Concepts:								
		LOCAL_GOV'T		\$0	\$0	\$454,735	\$0	\$0	\$454,735	\$0	\$0	\$454,735	
		STP_URB_O/L		\$10,000	\$1,062,616	\$1,608,924	\$1,608,925	\$0	\$4,290,465	\$4,000,001	\$0	\$290,464	
		Total		\$10,000	\$1,062,616	\$1,608,924	\$2,063,660	\$0	\$4,745,200	\$4,000,001	\$0	\$745,199	
WEBER	19620	STIP	F-3368(3)1	MULT	1700 So; 12th Str to Ogden Boundary Line			Reconstruct & Widening					
		To Be Adv Dt:			Cnty:FA-3368; MP .52 - 1.19 & Cnty:FA-3368; MP .52 - .52								
Project Type:		Roadway			2nd Concepts:								
		LOCAL_GOV'T		\$0	\$0	\$0	\$0	\$2,600,100	\$2,600,100	\$0	\$0	\$2,600,100	
		STP_URB_O/L		\$0	\$0	\$0	\$0	\$2,475,100	\$2,475,100	\$2,307,536	\$0	\$167,564	
		Total		\$0	\$0	\$0	\$0	\$5,075,200	\$5,075,200	\$2,307,536	\$0	\$2,767,664	
WEBER	19621	STIP	F-3416(2)1	MULT	20th Street; Quincy Ave to Harrison Blvd			Reconstruct no widening					
		To Be Adv Dt:			Cnty:FA-3416; MP 1.16 - 1.58 & Cnty:FA-3416; MP 1.15 - 1.17								
Project Type:		Roadway			2nd Concepts:								
		LOCAL_GOV'T		\$0	\$0	\$0	\$0	\$3,154,768	\$3,154,768	\$0	\$0	\$3,154,768	
		STP_URB_O/L		\$0	\$0	\$0	\$0	\$2,145,232	\$2,145,232	\$2,000,000	\$0	\$145,232	
		Total		\$0	\$0	\$0	\$0	\$5,300,000	\$5,300,000	\$2,000,000	\$0	\$3,300,000	
WEBER	20307	Funding	NEWPROJ(20307)	MULT	25th Str & 4400 So. Pavement Reconstruction			Reconstruct no widening					
		To Be Adv Dt:			Cnty:FA-3384; MP .73 - 1.59 & 25th Street; Jefferson Ave to Harrison Blvd and also 4400 South; Mckay Dee Hospital to Harrison Blvd								
Project Type:		Roadway			2nd Concepts:								
NEW		LOCAL_GOV'T		\$0	\$0	\$0	\$0	\$5,469,690	\$5,469,690	\$0	\$0	\$5,469,690	
		STP_URB_O/L		\$0	\$0	\$0	\$0	\$3,616,410	\$3,616,410	\$3,371,579	\$0	\$244,831	
		Total		\$0	\$0	\$0	\$0	\$9,086,100	\$9,086,100	\$3,371,579	\$0	\$5,714,521	



DRAFT

DRAFT STIP approved for Public Comment

UDOT electronic Program Management Statewide Transportation Improvement Program



STIP 2023-2028

Report Run on: Aug 30, 2022, 09:03 A.M.

epm345_stip_report (Rev 2179)

Region	PIN	Status	Project No.	Rt. Beg Len	PIN Description / Project Location				Concept Description				
		Fund	Prior	2023	2024	2025	2026	CD	Total	Fed Aid	State	Other	
Weber County Projects													
WEBER	13615	STIP	S-0067(25)0	OTHER	SR-67; Corridor Preservation, Weber County				Corridor Preservation				
Project Type:		To Be Adv Dt: Other		2nd Concepts:									
		ST_CORR_PRES		\$154,977	\$1,405	\$0	\$0	\$0	\$0	\$156,382	\$0	\$156,382	\$0
WEBER	16939	STIP	F-LC57(49)	OTHER	UTA Locomotive Rebuild				UTA/Transit				
Project Type:		Will Not Adv Other		Rebuilding of the Commuter Rail Locomotives (Location for GIS - Weber Intermodal Center)									
		CMAQ_PM2.5		\$0	\$933,176	\$0	\$0	\$0	\$0	\$933,176	\$870,000	\$63,176	\$0
		LOCAL_GOV		\$0	\$0	\$0	\$0	\$0	\$381,015	\$381,015	\$0	\$0	\$381,015
		STP_URB_O/L		\$0	\$0	\$0	\$0	\$0	\$0	\$0	\$0	\$0	\$0
		Total		\$0	\$933,176	\$0	\$0	\$0	\$381,015	\$1,314,191	\$870,000	\$63,176	\$381,015
WEBER	14842	Undr Const	S-LC57(38)	OTHER	450/400 E.; 2600 N. to Elberta, Widening, N. Ogden				TIF - Transportation Investment Fund				
Project Type:		Will Not Adv Capacity		450/400 Est; 2600 North to Elberta Drive									
				2nd Concepts: Widen Existing Facility									
		LOCAL_GOV		\$0	\$0	\$0	\$0	\$0	\$0	\$0	\$0	\$0	\$0
		L_PASS_MATCH		\$0	\$391,000	\$0	\$0	\$0	\$0	\$391,000	\$0	\$0	\$391,000
		STP_FLX_ST		\$0	\$0	\$0	\$0	\$0	\$0	\$0	\$0	\$0	\$0
		STP_HIF_O/L		\$0	\$0	\$0	\$0	\$0	\$0	\$0	\$0	\$0	\$0
		STP_URB_O/L		\$0	\$0	\$0	\$0	\$0	\$0	\$0	\$0	\$0	\$0
		ST_TIF		\$0	\$0	\$0	\$0	\$0	\$0	\$0	\$0	\$0	\$0
		ST_TIF_EXCH		\$3,181,515	\$337,485	\$0	\$0	\$0	\$0	\$3,519,000	\$0	\$3,519,000	\$0
		Total		\$3,181,515	\$728,485	\$0	\$0	\$0	\$0	\$3,910,000	\$0	\$3,519,000	\$391,000
WEBER	14846	STIP	F-LC57(43)	OTHER	UTA Intermodal Center; Weber State University				UTA/Transit				
Project Type:		Will Not Adv Other		Ice Sheet Parking, Weber State University									
				2nd Concepts:									
		CMAQ_PM2.5		\$0	\$0	\$0	\$0	\$0	\$0	\$0	\$0	\$0	\$0
		CMAQ_WFRC		\$0	\$0	\$0	\$0	\$0	\$0	\$0	\$0	\$0	\$0
		TFER_2_UTA		\$0	\$1,072,616	\$0	\$0	\$0	\$0	\$1,072,616	\$1,000,000	\$0	\$72,616
		UTA_FUNDS		\$0	\$0	\$0	\$0	\$0	\$0	\$0	\$0	\$0	\$0
		Total		\$0	\$1,072,616	\$0	\$0	\$0	\$0	\$1,072,616	\$1,000,000	\$0	\$72,616



DRAFT

DRAFT STIP approved for Public Comment

UDOT electronic Program Management Statewide Transportation Improvement Program



STIP 2023-2028

Report Run on: Aug 30, 2022, 09:03 A.M.

epm345_stip_report (Rev 2179)

Region	PIN	Status	Project No.	Rt. Beg Len	PIN Description / Project Location				Concept Description				
		Fund	Prior	2023	2024	2025	2026	CD	Total	Fed Aid	State	Other	
Weber County Projects													
WEBER	14847	Scoping	F-LC57(44)	OTHER	Ogden Bike Share Program				Transportation Alternatives				
		To Be Adv Dt: 04/19/23		Downtown Ogden									
Project Type:		Traffic Management			2nd Concepts:								
		CMAQ_PM2.5	\$0	\$0	\$0	\$0	\$0	\$0	\$0	\$0	\$0	\$0	
		CMAQ_PM2.5_1	\$601,873	\$0	\$0	\$0	\$0	\$0	\$601,873	\$601,873	\$0	\$0	
		CMAQ_WFRC	\$0	\$0	\$0	\$0	\$0	\$0	\$0	\$0	\$0	\$0	
		CMAQ_WFRC_1	\$0	\$0	\$0	\$0	\$0	\$0	\$0	\$0	\$0	\$0	
		L_PASS_MATCH	\$0	\$43,706	\$0	\$0	\$0	\$0	\$43,706	\$0	\$0	\$43,706	
		ST_CONT_R1	\$1,502	\$0	\$0	\$0	\$0	\$0	\$1,502	\$0	\$1,502	\$0	
Total			\$603,375	\$43,706	\$0	\$0	\$0	\$0	\$647,081	\$601,873	\$1,502	\$43,706	
WEBER	14853	Scoping	F-LC57(40)	OTHER	Bicycle and Ped Safety Enhancements, Riverdale				Pedestrian/Bike facility				
		To Be Adv Dt: 04/19/23		Riverdale Various Locations									
Project Type:		Roadway			2nd Concepts:								
		TAP_URB_WFRC	\$0	\$69,720	\$0	\$0	\$0	\$0	\$69,720	\$65,000	\$0	\$4,720	
WEBER	15923	STIP	F-R199(236)	OTHER	Update Bike Cars on Frontrunner - UTA				Transportation Alternatives				
		Will Not Adv		*This request is for new bike racks on 6 of UTA's 16 FrontRunner bike cars.									
Project Type:		Traffic Management			2nd Concepts:								
		LOCAL_GOV'T	\$0	\$15,001	\$0	\$0	\$0	\$0	\$15,001	\$0	\$0	\$15,001	
		TAP_URB_WFRC	\$0	\$0	\$0	\$0	\$0	\$0	\$0	\$0	\$0	\$0	
		TFER_2_UTA	\$0	\$101,899	\$0	\$0	\$0	\$0	\$101,899	\$95,000	\$6,899	\$0	
Total			\$0	\$116,900	\$0	\$0	\$0	\$0	\$116,900	\$95,000	\$6,899	\$15,001	
WEBER	16934	STIP	F-LC57(48)	OTHER	Ogden-WSU Bus Rapid Transit (BRT) - Construction				New Capacity				
		Will Not Adv		Ogden/Weber State University BRT; Ogden intermodal and WSU/McKay Dee Hospital - with exclusive lanes from 30th and Harrison to the Dee Events Center.									
Project Type:		Capacity			2nd Concepts:								
		CMAQ_PM2.5	\$0	\$1,608,925	\$0	\$0	\$0	\$0	\$1,608,925	\$1,500,001	\$0	\$108,924	
		CMAQ_WFRC	\$0	\$0	\$0	\$0	\$0	\$0	\$0	\$0	\$0	\$0	
		FTASEC_5309	\$0	\$97,903,590	\$0	\$0	\$0	\$0	\$97,903,590	\$78,322,872	\$0	\$19,580,718	
		LOCAL_GOV'T	\$0	\$0	\$0	\$0	\$0	\$0	\$0	\$0	\$0	\$0	
		LOCAL_INKIND	\$0	\$4,570,000	\$0	\$0	\$0	\$0	\$4,570,000	\$0	\$0	\$4,570,000	
		STP_URB_O/L	\$0	\$0	\$0	\$0	\$0	\$0	\$0	\$0	\$0	\$0	
		TFER_2_UTA	\$0	\$3,754,156	\$0	\$0	\$0	\$0	\$3,754,156	\$3,500,000	\$0	\$254,156	
		UTA_FUNDS	\$0	\$4,478,513	\$0	\$0	\$0	\$0	\$4,478,513	\$0	\$0	\$4,478,513	
Total			\$0	\$112,315,184	\$0	\$0	\$0	\$0	\$112,315,184	\$83,322,873	\$0	\$28,992,312	



DRAFT

DRAFT STIP approved for Public Comment

UDOT electronic Program Management Statewide Transportation Improvement Program



STIP 2023-2028

Report Run on: Aug 30, 2022, 09:03 A.M.

epm345_stip_report (Rev 2179)

Region	PIN	Status	Project No.	Rt. Beg Len	PIN Description / Project Location				Concept Description			
		Fund	Prior	2023	2024	2025	2026	CD	Total	Fed Aid	State	Other
Weber County Projects												
WEBER	16946	Undr Const	F-LC57(47)	OTHER	Polk Avenue; 36th Street to Franklin				Pedestrian/Bike facility			
		Adv Dt:	08/28/21		Polk Avenue; 36th Street to Franklin							
Project Type:		Roadway		2nd Concepts:								
		CMAQ_WFRC		\$595,302	\$0	\$0	\$0	\$0	\$595,302	\$555,000	\$0	\$40,302
		LOCAL_GOV		\$0	\$443,571	\$0	\$0	\$0	\$443,571	\$0	\$0	\$443,571
		Total		\$595,302	\$443,571	\$0	\$0	\$0	\$1,038,873	\$555,000	\$0	\$483,873
WEBER	17866	Scoping	F-R199(271)	OTHER	3100 West; 4800 So to 5000 So, Sidewalk				Safe Sidewalk			
		To Be Adv Dt:	01/05/24		3100 West; 4800 South to 5000 South Sidewalk, Roy							
Project Type:		Traffic and Safety		2nd Concepts:								
		LOCAL_GOV		\$0	\$10,453	\$0	\$0	\$0	\$10,453	\$0	\$0	\$10,453
		TAP_URB_O/L		\$0	\$0	\$0	\$0	\$0	\$0	\$0	\$0	\$0
		TAP_URB_WFRC		\$2,000	\$289,247	\$0	\$0	\$0	\$291,247	\$271,530	\$0	\$19,717
		Total		\$2,000	\$299,700	\$0	\$0	\$0	\$301,700	\$271,530	\$0	\$30,170
WEBER	17954	STIP	F-R299(352)	OTHER	Skyline Drive; 1100 W to 4300 N (Pleasant View)				New Capacity			
		To Be Adv Dt:			Skyline Drive; US-89 to 1100 West, Pleasant View City							
Project Type:		Capacity		2nd Concepts:								
		LOCAL_GOV		\$0	\$0	\$0	\$28,655,373	\$0	\$28,655,373	\$0	\$0	\$28,655,373
		STP_URB_O/L		\$0	\$0	\$1,836,414	\$1,846,413	\$0	\$3,682,827	\$3,433,500	\$0	\$249,327
		Total		\$0	\$0	\$1,836,414	\$30,501,786	\$0	\$32,338,200	\$3,433,500	\$0	\$28,904,700
WEBER	18811	STIP	F-LC57(51)0	OTHER	5500 West; 5500 South to Davis Co Line				Reconstruct & Widening			
		To Be Adv Dt:			5500 West; 5500 South (SR-97) to Weber/ Davis County Line							
Project Type:		Pavement Reconstruction		2nd Concepts:								
		LOCAL_GOV		\$0	\$0	\$0	\$0	\$0	\$490,000	\$490,000	\$0	\$490,000
		STP_URB_O/L		\$0	\$0	\$0	\$0	\$0	\$1,981,100	\$1,981,100	\$1,846,980	\$134,120
		Total		\$0	\$0	\$0	\$0	\$0	\$2,471,100	\$2,471,100	\$1,846,980	\$624,120
WEBER	18828	STIP	F-R199(297)	OTHER	Bus Rapid Transit - Operating Subsidy				UTA/Transit			
		To Be Adv Dt:			Ogden/Weber State University (WSU) Bus Rapid Transit (BRT) is a 5.3-mile project connecting from the Ogden FrontRunner commuter rail station to Weber State University and McKay Dee Hospital							
Project Type:		Other		2nd Concepts:								
		CMAQ_WFRC		\$0	\$0	\$0	\$0	\$0	\$1,230,700	\$1,230,700	\$1,147,382	\$83,318
WEBER	18829	STIP	F-R199(198)	OTHER	On Route Electric Bus Charging Infrastructure				UTA/Transit			
		To Be Adv Dt:			Ogden/Weber State University (WSU) Bus Rapid Transit (BRT) is a 5.3-mile project connecting from the Ogden FrontRunner commuter rail station to Weber State University and McKay Dee Hospital							
Project Type:		Other		2nd Concepts:								
		CMAQ_WFRC		\$0	\$1,500,000	\$0	\$0	\$0	\$1,500,000	\$1,398,450	\$0	\$101,550



DRAFT

DRAFT STIP approved for Public Comment

UDOT electronic Program Management Statewide Transportation Improvement Program



STIP 2023-2028

Report Run on: Aug 30, 2022, 09:03 A.M.

epm345_stip_report (Rev 2179)

Region	PIN	Status Fund	Project No. Prior	Rt. Beg Len 2023	PIN Description / Project Location 202420252026			Concept Description CDTotalFed AidStateOther					
Weber County Projects													
WEBER	18830	STIP	F-LC57(52)	OTHER	Ogden City Bike Share Expansion Ogden City Green Bike Expansion Various Locations around Downtown			Transportation Alternatives					
Project Type:		Other		2nd Concepts:									
		CMAQ_WFRC		\$0	\$0	\$0	\$0	\$0	\$435,200	\$435,200	\$405,737	\$0	\$29,463
WEBER	20305	Funding	NEWPROJ(20305)	OTHER	1800 South; 2050 West to 1900 West, West Haven Realign 1800 South at 2050 West to 1900 West eliminating the offset intersection			Intersection Modification					
Project Type:		Roadway		2nd Concepts:									
NEW		LOCAL_GOV		\$0	\$0	\$0	\$0	\$0	\$769,592	\$769,592	\$0	\$0	\$769,592
		STP_URB_O/L		\$0	\$0	\$0	\$0	\$0	\$1,187,708	\$1,187,708	\$1,107,300	\$0	\$80,408
			Total	\$0	\$0	\$0	\$0	\$0	\$1,957,300	\$1,957,300	\$1,107,300	\$0	\$850,000
WEBER	20308	Funding	NEWPROJ(20308)	OTHER	Frontrunner ROW; 12th Str to Weber Co Border UTA is working with willing sellers to purchase a 50-foot corridor adjacent to Union Pacific's Track from 12th Street to Weber County Line			Corridor Preservation					
Project Type:		Other		2nd Concepts:									
NEW		LOCAL_GOV		\$0	\$0	\$0	\$0	\$0	\$9,697,540	\$9,697,540	\$0	\$0	\$9,697,540
		STP_URB_O/L		\$0	\$0	\$0	\$0	\$0	\$1,608,924	\$1,608,924	\$1,500,000	\$0	\$108,924
			Total	\$0	\$0	\$0	\$0	\$0	\$11,306,464	\$11,306,464	\$1,500,000	\$0	\$9,806,464
WEBER	20334	Funding	NEWPROJ(20334)	OTHER	1500 North Sidewalk - Safe Route to School 1500 North Sidewalk; 4825 WEST to 4920 West, Plain City			Pedestrian/Bike facility					
Project Type:		Roadway		2nd Concepts:									
NEW		LOCAL_GOV		\$0	\$0	\$18,235	\$0	\$0	\$0	\$18,235	\$0	\$0	\$18,235
		TAP_URB_O/L		\$0	\$0	\$110,265	\$0	\$0	\$0	\$110,265	\$102,800	\$0	\$7,465
			Total	\$0	\$0	\$128,500	\$0	\$0	\$0	\$128,500	\$102,800	\$0	\$25,700
WEBER	18933	Scoping	S-R199(304)		SR-97 (5600 South), Weber Co.Corridor Preservation SR-97 (5600 South), Weber Co.Corridor Preservation			Corridor Preservation					
Project Type:		Other		2nd Concepts:									
		ST_CORR_PRES		\$3,223,607	\$276,393	\$0	\$0	\$0	\$0	\$3,500,000	\$0	\$3,500,000	\$0
WEBER	19564	STIP	UT-FLAP-WEB(10)1		Causey Reservoir Access - UT FLAP WEB 10(1) Causey Reservoir Access - Roadway Rehabilitation & Roadway Widening			Federal Lands Access Program					
Project Type:		Federal Lands Access Program		2nd Concepts:									
		FLHP		\$0	\$0	\$0	\$7,900,000	\$0	\$0	\$7,900,000	\$7,900,000	\$0	\$0
WEBER	19741	Scoping	S-R199(341)		Ogden Canyon Shared use Path Ogden Canyon Shared use Path			Pedestrian/Bike facility					
Project Type:		Roadway		2nd Concepts:									
		L_PASS_MATCH		\$0	\$600,000	\$0	\$0	\$0	\$0	\$600,000	\$0	\$0	\$600,000
		ST_TIF_ACT		\$16,746	\$2,383,254	\$0	\$0	\$0	\$0	\$2,400,000	\$0	\$2,400,000	\$0
			Total	\$16,746	\$2,983,254	\$0	\$0	\$0	\$0	\$3,000,000	\$0	\$2,400,000	\$600,000



DRAFT

DRAFT STIP approved for Public Comment

UDOT electronic Program Management Statewide Transportation Improvement Program



STIP 2023-2028

Report Run on: Aug 30, 2022, 09:03 A.M.

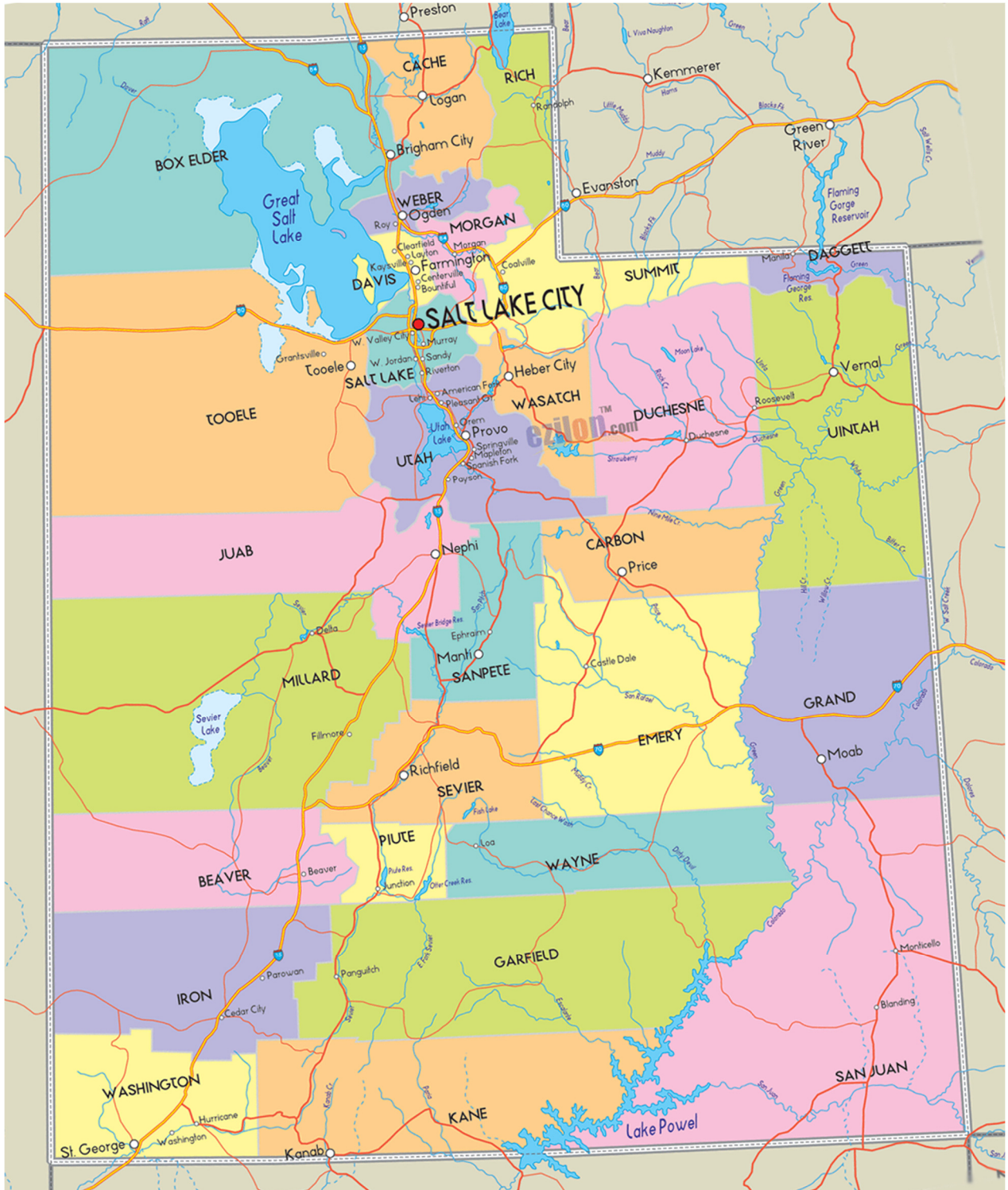
epm345_stip_report (Rev 2179)

Region	PIN	Status	Project No.	Rt. Beg Len	PIN Description / Project Location				Concept Description				
		Fund	Prior	2023	2024	2025	2026	CD	Total	Fed Aid	State	Other	
Weber County Projects													
WEBER	11091	Scoping	F-R199(133)		Washington Blvd & Larsen Lane				Intersection Improvements				
		Will Not Adv			Washington Blvd. & Larsen Lane								
Project Type:		Traffic and Safety			2nd Concepts:								
		STP_URB_O/L		\$0	\$0	\$0	\$0	\$0	\$0	\$0	\$0	\$0	
		ST_CONCPT_D1		\$2,650	\$310	\$0	\$0	\$0	\$0	\$2,960	\$0	\$2,960	
		ST_CONT_PG		\$1,910	\$8,816	\$0	\$0	\$0	\$0	\$10,726	\$0	\$10,726	
		Total		\$4,561	\$9,126	\$0	\$0	\$0	\$0	\$13,686	\$0	\$13,686	
WEBER	14045	Scoping	S-LC57(34)		4700 West; 5100 South to 5500 South				Reconstruct & Widening				
		Will Not Adv			4700 West; 5100 South to 5500 South								
Project Type:		Roadway			2nd Concepts:								
		LOCAL_MATCH		\$0	\$0	\$0	\$0	\$0	\$0	\$0	\$0	\$0	
		L_PASS_MATCH		\$0	\$207,915	\$0	\$0	\$0	\$0	\$207,915	\$0	\$207,915	
		STP_URB_O/L		\$0	\$0	\$0	\$0	\$0	\$0	\$0	\$0	\$0	
		ST_TIF		\$0	\$0	\$0	\$0	\$0	\$0	\$0	\$0	\$0	
		ST_TIF_EXCH		\$2,075,175	\$3,973	\$0	\$0	\$0	\$0	\$2,079,148	\$0	\$2,079,148	
		Total		\$2,075,175	\$211,888	\$0	\$0	\$0	\$0	\$2,287,063	\$0	\$2,079,148	
WEBER	14057	Scoping	F-LC57(35)		Grant Promenade; 22nd Street to 2250 Street				Pedestrian/Bicycle Safety				
		Will Not Adv			Grant Promenade; 22nd Street to 2250 Street								
Project Type:		Traffic and Safety			2nd Concepts:								
		TAP_URB_WFRC		\$0	\$373,270	\$0	\$0	\$0	\$0	\$373,270	\$348,000	\$0	
WEBER	18802	STIP	F-LC57(50)0		UTA - On-Board Technology System				UTA/Transit				
		To Be Adv Dt:			UTA Transit Authority Frontlines Head Quarters, 669 West 200 South, Salt Lake City, Utah								
Project Type:		Other			2nd Concepts: Data System Development/Enhancement								
		LOCAL_GOV'T		\$0	\$4,785,477	\$0	\$0	\$0	\$0	\$4,785,477	\$0	\$4,785,477	
		STP_URB_O/L		\$0	\$214,523	\$0	\$0	\$0	\$0	\$214,523	\$200,000	\$14,523	
		Total		\$0	\$5,000,000	\$0	\$0	\$0	\$0	\$5,000,000	\$200,000	\$4,800,000	

County

These are listed in the 2023-2028 TIP as programs that identify the funding source for the programs and not the specific projects in the program.

These programs include Bridge Inspection, Region Project Concept Development, and Bridge Loading, Scour Inspection, Pavement Rehabilitation, Pavement Maintenance, Transportation Solutions Program, etc.





DRAFT

DRAFT STIP approved for Public Comment

UDOT electronic Program Management Statewide Transportation Improvement Program



STIP 2023-2028

Report Run on: Aug 30, 2022, 09:03 A.M.

epm345_stip_report (Rev 2179)

Region	PIN	Program Description	Fund	Prior	2023	2024	2025	2026	CD	Total	Fed Aid	State	Other
County Programs													
1	16615	REGION ONE; TRANSPORTATION SOLUTIONS PROGRAM											
		HSIP		\$3,350,000	\$0	\$0	\$0	\$0	\$0	\$3,350,000	\$3,123,205	\$226,795	\$0
		LOCAL_GOV		\$0	\$125,000	\$0	\$0	\$0	\$0	\$125,000	\$0	\$0	\$125,000
		L_BETTERMENT		\$0	\$308,531	\$0	\$0	\$0	\$0	\$308,531	\$0	\$0	\$308,531
		NHPP_IM		\$223,480	\$0	\$0	\$0	\$0	\$0	\$223,480	\$210,474	\$13,007	\$0
		STP_FLX_ST		\$17,175,452	\$16,379,095	\$0	\$0	\$0	\$0	\$33,554,547	\$31,282,904	\$2,271,643	\$0
		ST_PVMT		\$4,999,861	\$100,000	\$0	\$0	\$0	\$0	\$5,099,861	\$0	\$5,099,861	\$0
		ST_PVMT_LV2		\$231,184	\$9,174,694	\$0	\$0	\$0	\$0	\$9,405,878	\$0	\$9,405,878	\$0
		ST_TIF		\$0	\$1,678,178	\$0	\$0	\$0	\$0	\$1,678,178	\$0	\$1,678,178	\$0
		ST_TRANS_SOL		\$2,022,463	\$12,188,347	\$0	\$0	\$0	\$0	\$14,210,810	\$0	\$14,210,810	\$0
		Total		\$28,002,440	\$39,953,845	\$0	\$0	\$0	\$0	\$67,956,285	\$34,616,583	\$32,906,171	\$433,531
1	19033	CMPO FEDERAL FUNDS EXCHANGE PROGRAM											
		ST_TIF		\$0	\$3,162,337	\$0	\$0	\$0	\$0	\$3,162,337	\$0	\$3,162,337	\$0
		ST_TIFEX_CPO		\$9,132,000	\$2,942,543	\$0	\$0	\$0	\$0	\$12,074,542	\$0	\$12,074,542	\$0
		Total		\$9,132,000	\$6,104,880	\$0	\$0	\$0	\$0	\$15,236,880	\$0	\$15,236,880	\$0
2	16616	REGION TWO; TRANSPORTATION SOLUTIONS PROGRAM											
		CMAQ_WFRC		\$500,000	\$0	\$0	\$0	\$0	\$0	\$500,000	\$466,150	\$33,850	\$0
		HSIP		\$2,100,000	\$0	\$0	\$0	\$0	\$0	\$2,100,000	\$1,957,830	\$142,170	\$0
		LOCAL_GOV		\$10,783,307	\$270,077	\$0	\$0	\$0	\$0	\$11,053,384	\$0	\$0	\$11,053,384
		L_BETTERMENT		\$394,427	\$391,189	\$0	\$0	\$0	\$0	\$785,617	\$0	\$0	\$785,617
		NHPP_IM		\$17,117,742	\$961,833	\$0	\$0	\$0	\$0	\$18,079,575	\$17,027,344	\$1,052,231	\$0
		NHPP_NHS		\$6,550,639	\$82,534	\$0	\$0	\$0	\$0	\$6,633,173	\$6,184,107	\$449,066	\$0
		STP_FLX_ST		\$32,655,208	\$16,940,386	\$0	\$0	\$0	\$0	\$49,595,593	\$46,237,972	\$3,151,041	\$206,581
		STP_HIF_ST		\$490,000	\$4,500,000	\$0	\$0	\$0	\$0	\$4,990,000	\$4,652,177	\$337,823	\$0
		STP_SU_JHC		\$1,608,925	\$0	\$0	\$0	\$0	\$0	\$1,608,925	\$1,500,000	\$0	\$108,924
		STP_URB_SL		\$1,072,616	\$0	\$0	\$0	\$0	\$0	\$1,072,616	\$1,000,000	\$72,616	\$0
		ST_ATMS		\$0	\$37,235	\$0	\$0	\$0	\$0	\$37,235	\$0	\$37,235	\$0
		ST_ATMS_AM		\$0	\$50,000	\$0	\$0	\$0	\$0	\$50,000	\$0	\$50,000	\$0
		ST_BARRIER		\$0	\$92,326	\$0	\$0	\$0	\$0	\$92,326	\$0	\$92,326	\$0
		ST_CONCPT_D2		\$106,259	\$42,231	\$0	\$0	\$0	\$0	\$148,490	\$0	\$148,490	\$0
		ST_ITS		\$437	\$92,328	\$0	\$0	\$0	\$0	\$92,765	\$0	\$92,765	\$0
		ST_PVMT		\$643	\$108,683	\$0	\$0	\$0	\$0	\$109,326	\$0	\$109,326	\$0
		ST_PVMT_LV2		\$112,245	\$3,135,448	\$0	\$0	\$0	\$0	\$3,247,693	\$0	\$3,247,693	\$0
		ST_RET_ROW		\$11,002	\$503,670	\$0	\$0	\$0	\$0	\$514,673	\$0	\$514,673	\$0
		ST_SPOT_SFTY		\$0	\$34,031	\$0	\$0	\$0	\$0	\$34,031	\$0	\$34,031	\$0
		ST_TRANS_SOL		\$0	\$12,535,500	\$0	\$0	\$0	\$0	\$12,535,500	\$0	\$12,535,500	\$0
		Total		\$73,503,449	\$39,777,471	\$0	\$0	\$0	\$0	\$113,280,920	\$79,025,580	\$22,100,835	\$12,154,505



DRAFT

DRAFT STIP approved for Public Comment

UDOT electronic Program Management Statewide Transportation Improvement Program



STIP 2023-2028

epm345_stip_report (Rev 2179)

Report Run on: Aug 30, 2022, 09:03 A.M.

Region	PIN	Program Description	Fund	Prior	2023	2024	2025	2026	CD	Total	Fed Aid	State	Other
County Programs													
2	18351	GREEN BIKE/BIKE SHARE PROGRAM - SALT LAKE											
		CMAQ_WFRC_1		\$23,308	\$1,215,012	\$400,000	\$400,000	\$0	\$400,000	\$2,438,320	\$2,438,320	\$0	\$0
		L_PASS_MATCH		\$0	\$102,702	\$29,046	\$0	\$0	\$58,092	\$189,840	\$0	\$0	\$189,840
		ST_PVMT_LV2		\$300	\$0	\$0	\$0	\$0	\$0	\$300	\$0	\$300	\$0
		TAP_UR_WFRC1		\$0	\$200,000	\$0	\$0	\$0	\$0	\$200,000	\$200,000	\$0	\$0
		Total		\$23,608	\$1,517,715	\$429,046	\$400,000	\$0	\$458,092	\$2,828,460	\$2,638,320	\$300	\$189,840
3	15480	MOUNTAINLAND ASSOC. OF GOVERNMENTS EXCHANGE PROGRAM											
		ST_PVMT		\$100,000	\$0	\$0	\$0	\$0	\$0	\$100,000	\$0	\$100,000	\$0
		ST_PVMT_LV2		\$8,068,520	\$6,232,338	\$0	\$0	\$0	\$0	\$14,300,858	\$0	\$14,300,858	\$0
		ST_TIF		\$8,935,422	\$2,753,448	\$0	\$0	\$0	\$0	\$11,688,870	\$0	\$11,688,870	\$0
		ST_TIFEX_MAG		\$20,485,759	\$0	\$0	\$0	\$0	\$0	\$20,485,759	\$0	\$20,485,759	\$0
		Total		\$37,589,701	\$8,985,786	\$0	\$0	\$0	\$0	\$46,575,487	\$0	\$46,575,487	\$0
3	16617	REGION THREE; TRANSPORTATION SOLUTIONS PROGRAM											
		HSIP		\$3,550,000	\$0	\$0	\$0	\$0	\$0	\$3,550,000	\$3,309,665	\$240,335	\$0
		LOCAL_GOV		\$1,395,645	\$285,068	\$0	\$0	\$0	\$0	\$1,680,713	\$0	\$0	\$1,680,713
		L_BETTERMENT		\$0	\$4,500	\$0	\$0	\$0	\$0	\$4,500	\$0	\$0	\$4,500
		NHPP_IM		\$991,786	\$333,253	\$0	\$0	\$0	\$0	\$1,325,039	\$1,247,922	\$77,117	\$0
		NHPP_NHS		\$4,920,000	\$400,647	\$0	\$0	\$0	\$0	\$5,320,647	\$4,960,439	\$360,208	\$0
		OTHER_STATE		\$6,000,000	\$0	\$0	\$0	\$0	\$0	\$6,000,000	\$0	\$6,000,000	\$0
		STP_COVID_PO		\$0	\$3,469,825	\$0	\$0	\$0	\$0	\$3,469,825	\$3,469,825	\$0	\$0
		STP_FLX_ST		\$21,719,602	\$24,666,470	\$0	\$0	\$0	\$0	\$46,386,072	\$43,245,735	\$3,140,337	\$0
		STP_HIF_P/O		\$800,000	\$165,581	\$0	\$0	\$0	\$0	\$965,581	\$900,211	\$65,370	\$0
		STP_UB_P/O_U		\$2,182,748	\$8,930,006	\$0	\$0	\$0	\$0	\$11,112,754	\$10,360,421	\$752,333	\$0
		ST_APPROP		\$118,912	\$118,912	\$0	\$0	\$0	\$0	\$237,825	\$0	\$237,825	\$0
		ST_ATMS		\$1,000	\$0	\$0	\$0	\$0	\$0	\$1,000	\$0	\$1,000	\$0
		ST_CONCPT_D3		\$382,465	-\$150,359	\$0	\$0	\$0	\$0	\$232,106	\$0	\$232,106	\$0
		ST_CONT_PG		\$20,000	\$0	\$0	\$0	\$0	\$0	\$20,000	\$0	\$20,000	\$0
		ST_CONT_R3		\$254,901	\$0	\$0	\$0	\$0	\$0	\$254,901	\$0	\$254,901	\$0
		ST_ITS		\$177,235	\$65,000	\$0	\$0	\$0	\$0	\$242,235	\$0	\$242,235	\$0
		ST_PVMT		\$12,888,133	\$1,656,430	\$0	\$0	\$0	\$0	\$14,544,563	\$0	\$14,544,563	\$0
		ST_PVMT_LV2		\$7,464,519	\$4,347,138	\$0	\$0	\$0	\$0	\$11,811,657	\$0	\$11,811,657	\$0
		ST_RET_ROW_S		\$3,500,000	\$0	\$0	\$0	\$0	\$0	\$3,500,000	\$0	\$3,500,000	\$0
		ST_SIGNALS		\$725,274	\$14,824	\$0	\$0	\$0	\$0	\$740,098	\$0	\$740,098	\$0
		ST_TRANS_SOL		\$5,167,373	\$12,407,775	\$0	\$0	\$0	\$0	\$17,575,147	\$0	\$17,575,147	\$0
		UTA_FUNDS		\$4,000,000	\$0	\$0	\$0	\$0	\$0	\$4,000,000	\$0	\$0	\$4,000,000
		Total		\$76,259,593	\$56,715,072	\$0	\$0	\$0	\$0	\$132,974,665	\$67,494,218	\$59,795,233	\$5,685,213



DRAFT

DRAFT STIP approved for Public Comment

UDOT electronic Program Management Statewide Transportation Improvement Program



STIP 2023-2028

Report Run on: Aug 30, 2022, 09:03 A.M.

epm345_stip_report (Rev 2179)

Region	PIN	Program Description	Fund	Prior	2023	2024	2025	2026	CD	Total	Fed Aid	State	Other
County Programs													
4	16618	REGION FOUR; TRANSPORTATIONS SOLUTIONS PROGRAM											
		HSIP		\$1,000,000	\$0	\$0	\$0	\$0	\$0	\$1,000,000	\$932,300	\$67,700	\$0
		LOCAL_GOV		\$1,112,598	\$150,402	\$0	\$0	\$0	\$0	\$1,263,000	\$0	\$0	\$1,263,000
		NHPP_BR		\$330,978	\$0	\$0	\$0	\$0	\$0	\$330,978	\$308,571	\$22,407	\$0
		NHPP_IM		\$4,968,300	\$0	\$0	\$0	\$0	\$0	\$4,968,300	\$4,679,145	\$289,155	\$0
		NHPP_NHS		\$2,162,274	\$498,802	\$0	\$0	\$0	\$0	\$2,661,076	\$2,480,921	\$180,155	\$0
		OTHER		\$0	\$300,000	\$0	\$0	\$0	\$0	\$300,000	\$0	\$0	\$300,000
		OTHER_STATE		\$0	\$1,064,255	\$0	\$0	\$0	\$0	\$1,064,255	\$0	\$1,064,255	\$0
		PROTECT_FLEX		\$0	\$500,000	\$0	\$0	\$0	\$0	\$500,000	\$400,000	\$100,000	\$0
		STP_BRIDGE		\$119,022	\$0	\$0	\$0	\$0	\$0	\$119,022	\$110,964	\$8,058	\$0
		STP_FLX_ST		\$36,561,676	\$13,137,772	\$0	\$0	\$0	\$0	\$49,699,449	\$46,334,796	\$3,364,653	\$0
		STP_HIF_ST		\$3,000,000	\$0	\$0	\$0	\$0	\$0	\$3,000,000	\$2,796,900	\$203,100	\$0
		STP_SU_JHC		\$0	\$836,390	\$0	\$0	\$0	\$0	\$836,390	\$779,767	\$56,624	\$0
		ST_APPROP		\$265	\$0	\$0	\$0	\$0	\$0	\$265	\$0	\$265	\$0
		ST_ATMS_AM		\$100,000	\$0	\$0	\$0	\$0	\$0	\$100,000	\$0	\$100,000	\$0
		ST_BARRIER		\$0	\$70,000	\$0	\$0	\$0	\$0	\$70,000	\$0	\$70,000	\$0
		ST_CONT_R4		\$0	\$50,000	\$0	\$0	\$0	\$0	\$50,000	\$0	\$50,000	\$0
		ST_PARK_LEG		\$0	\$1,700,000	\$0	\$0	\$0	\$0	\$1,700,000	\$0	\$1,700,000	\$0
		ST_PVMT		\$2,088,570	\$523,560	\$0	\$0	\$0	\$0	\$2,612,131	\$0	\$2,612,131	\$0
		ST_PVMT_LV2		\$8,163,258	\$2,979,748	\$0	\$0	\$0	\$0	\$11,143,006	\$0	\$11,143,006	\$0
		ST_TRANS_SOL		\$5,087,039	\$7,599,562	\$0	\$0	\$0	\$0	\$12,686,601	\$0	\$12,686,601	\$0
		Total		\$64,693,981	\$29,410,491	\$0	\$0	\$0	\$0	\$94,104,473	\$58,823,363	\$33,718,109	\$1,563,000
9	15046	ATMS ASSET MANAGEMENT (LIFE CYCLE REPLACEMENT)											
		ST_APPROP		\$8,272	\$0	\$0	\$0	\$0	\$0	\$8,272	\$0	\$8,272	\$0
		ST_ATMS		\$1,688,451	\$17,485	\$0	\$0	\$0	\$0	\$1,705,937	\$0	\$1,705,937	\$0
		ST_ATMS_AM		\$3,109,728	\$73,362	\$0	\$0	\$0	\$0	\$3,183,090	\$0	\$3,183,090	\$0
		ST_CONT_R1		\$18,900	\$0	\$0	\$0	\$0	\$0	\$18,900	\$0	\$18,900	\$0
		ST_CONT_R2		\$69,300	\$0	\$0	\$0	\$0	\$0	\$69,300	\$0	\$69,300	\$0
		ST_EXPRESS		\$623,001	\$186,999	\$0	\$0	\$0	\$0	\$810,000	\$0	\$810,000	\$0
		ST_FWY_OPS		\$0	\$125,000	\$0	\$0	\$0	\$0	\$125,000	\$0	\$125,000	\$0
		ST_ITS		\$0	\$125,000	\$0	\$0	\$0	\$0	\$125,000	\$0	\$125,000	\$0
		ST_T&S_FUND		\$50,000	\$0	\$0	\$0	\$0	\$0	\$50,000	\$0	\$50,000	\$0
		Total		\$5,567,652	\$527,847	\$0	\$0	\$0	\$0	\$6,095,499	\$0	\$6,095,499	\$0



DRAFT

DRAFT STIP approved for Public Comment

UDOT electronic Program Management Statewide Transportation Improvement Program



STIP 2023-2028

Report Run on: Aug 30, 2022, 09:03 A.M.

epm345_stip_report (Rev 2179)

Region	PIN	Program Description	Fund	Prior	2023	2024	2025	2026	CD	Total	Fed Aid	State	Other
County Programs													
9	17583	CONNECTED / AUTONOMOUS VEHICLE PROGRAM - FY 2020											
		FA_ATCMTD		\$3,000,000	\$0	\$0	\$0	\$0	\$0	\$3,000,000	\$3,000,000	\$0	\$0
		ST_APPROP		\$67,974	\$0	\$0	\$0	\$0	\$0	\$67,974	\$0	\$67,974	\$0
		ST_ATMS		\$1,797,835	\$0	\$0	\$0	\$0	\$0	\$1,797,835	\$0	\$1,797,835	\$0
		ST_CAV		\$930,000	\$0	\$0	\$0	\$0	\$0	\$930,000	\$0	\$930,000	\$0
		ST_CONT_R3		\$0	\$50,000	\$0	\$0	\$0	\$0	\$50,000	\$0	\$50,000	\$0
		ST_PVMT		\$3,014,289	\$2,285,711	\$0	\$0	\$0	\$0	\$5,300,000	\$0	\$5,300,000	\$0
		ST_PVMT_LV2		\$2,700,000	\$0	\$0	\$0	\$0	\$0	\$2,700,000	\$0	\$2,700,000	\$0
		ST_TRANS_SOL		\$5,495,686	\$504,314	\$0	\$0	\$0	\$0	\$6,000,000	\$0	\$6,000,000	\$0
		UTA_FUNDS		\$63,000	\$0	\$0	\$0	\$0	\$0	\$63,000	\$0	\$0	\$63,000
		Total		\$17,068,784	\$2,840,025	\$0	\$0	\$0	\$0	\$19,908,809	\$3,000,000	\$16,845,809	\$63,000
9	17872	STATEWIDE SIGNALS MAINTENANCE & OPERATION - FY 2020											
		ST_SIGNL_M&O		\$1,882,448	\$0	\$0	\$0	\$0	\$0	\$1,882,448	\$0	\$1,882,448	\$0
9	17873	FREEWAY OPS DEPLOYMENT & MAINTENANCE PROGRAM - FY 2020											
		ST_APPROP		\$156	\$0	\$0	\$0	\$0	\$0	\$156	\$0	\$156	\$0
		ST_ATMS		\$419,235	\$7,470	\$0	\$0	\$0	\$0	\$426,705	\$0	\$426,705	\$0
		ST_ATMS_AM		\$318,777	\$1,556,223	\$0	\$0	\$0	\$0	\$1,875,000	\$0	\$1,875,000	\$0
		ST_FWY_OPS		\$77,852	\$22,148	\$0	\$0	\$0	\$0	\$100,000	\$0	\$100,000	\$0
		Total		\$816,020	\$1,585,841	\$0	\$0	\$0	\$0	\$2,401,861	\$0	\$2,401,861	\$0
9	17874	ITS DEPLOYMENT & MAINTENANCE PROGRAM - FY 2020											
		ST_ATMS		\$1,963,792	\$24,441	\$0	\$0	\$0	\$0	\$1,988,233	\$0	\$1,988,233	\$0
		ST_ATMS_AM		\$1,172,237	\$0	\$0	\$0	\$0	\$0	\$1,172,237	\$0	\$1,172,237	\$0
		ST_PVMT		\$8,000	\$0	\$0	\$0	\$0	\$0	\$8,000	\$0	\$8,000	\$0
		ST_TRANS_SOL		\$18,084	\$1,916	\$0	\$0	\$0	\$0	\$20,000	\$0	\$20,000	\$0
		Total		\$3,162,114	\$26,357	\$0	\$0	\$0	\$0	\$3,188,471	\$0	\$3,188,471	\$0
9	18642	CONNECTED / AUTONOMOUS VEHICLE PROGRAM - FY 2021											
		FA_ATCMTD		\$5,450,000	\$0	\$0	\$0	\$0	\$0	\$5,450,000	\$5,450,000	\$0	\$0
		FA_MISC		\$6,250	\$0	\$0	\$0	\$0	\$0	\$6,250	\$5,000	\$1,250	\$0
		FA_MISC_100%		\$200,000	\$0	\$0	\$0	\$0	\$0	\$200,000	\$200,000	\$0	\$0
		LOCAL_INKIND		\$0	\$950,000	\$0	\$0	\$0	\$0	\$950,000	\$0	\$0	\$950,000
		ST_ATMS_AM		\$0	\$250,000	\$0	\$0	\$0	\$0	\$250,000	\$0	\$250,000	\$0
		ST_CAV		\$440,954	\$559,046	\$0	\$0	\$0	\$0	\$1,000,000	\$0	\$1,000,000	\$0
		ST_TRANS_SOL		\$0	\$4,500,000	\$0	\$0	\$0	\$0	\$4,500,000	\$0	\$4,500,000	\$0
		Total		\$6,097,204	\$6,259,046	\$0	\$0	\$0	\$0	\$12,356,250	\$5,655,000	\$5,751,250	\$950,000
9	18643	STATEWIDE SIGNALS MAINTENANCE & OPERATION - FY 2021											
		ST_SIGNL_M&O		\$3,943,635	\$1,006,832	\$0	\$0	\$0	\$0	\$4,950,467	\$0	\$4,950,467	\$0



DRAFT

DRAFT STIP approved for Public Comment

UDOT electronic Program Management

Statewide Transportation Improvement Program



STIP 2023-2028

Report Run on: Aug 30, 2022, 09:03 A.M.

epm345_stip_report (Rev 2179)

Region	PIN	Program Description	Fund	Prior	2023	2024	2025	2026	CD	Total	Fed Aid	State	Other
County Programs													
9	18644	FREEWAY OPS DEPLOYMENT & MAINTENANCE PROGRAM - FY 2021											
		ST_FWY_OPS		\$3,291,024	\$152,976	\$0	\$0	\$0	\$0	\$3,444,000	\$0	\$3,444,000	\$0
		ST_TRANS_SOL		\$6,000	\$0	\$0	\$0	\$0	\$0	\$6,000	\$0	\$6,000	\$0
		Total		\$3,297,024	\$152,976	\$0	\$0	\$0	\$0	\$3,450,000	\$0	\$3,450,000	\$0
9	18645	ITS DEPLOYMENT & MAINTENANCE PROGRAM - FY 2021											
		LOCAL_GOV		\$30,000,000	\$0	\$0	\$0	\$0	\$0	\$30,000,000	\$0	\$0	\$30,000,000
		STP_FLX_ST		\$1,190,000	\$0	\$0	\$0	\$0	\$0	\$1,190,000	\$1,109,437	\$80,563	\$0
		ST_APPROP		\$58	\$15,360	\$0	\$0	\$0	\$0	\$15,419	\$0	\$15,419	\$0
		ST_ATMS_AM		\$568,072	\$230,317	\$0	\$0	\$0	\$0	\$798,389	\$0	\$798,389	\$0
		ST_ITS		\$5,842,816	\$996,101	\$0	\$0	\$0	\$0	\$6,838,918	\$0	\$6,838,918	\$0
		ST_PVMT_LV2		\$1,721,210	\$3,088,790	\$0	\$0	\$0	\$0	\$4,810,000	\$0	\$4,810,000	\$0
		ST_TRANS_SOL		\$7,425	\$102,575	\$0	\$0	\$0	\$0	\$110,000	\$0	\$110,000	\$0
		Total		\$39,329,582	\$4,433,143	\$0	\$0	\$0	\$0	\$43,762,725	\$1,109,437	\$12,653,288	\$30,000,000
9	18646	CONNECTED / AUTONOMOUS VEHICLE PROGRAM - FY 2022											
		ST_CAV		\$0	\$1,000,000	\$0	\$0	\$0	\$0	\$1,000,000	\$0	\$1,000,000	\$0
9	18647	STATEWIDE SIGNALS MAINTENANCE & OPERATION - FY 2022											
		ST_SIGNL_M&O		\$1,913,722	\$1,133,628	\$0	\$0	\$0	\$0	\$3,047,351	\$0	\$3,047,351	\$0
9	18648	FREEWAY OPS DEPLOYMENT & MAINTENANCE PROGRAM - FY 2022											
		ST_FWY_OPS		\$1,255,487	\$1,975,513	\$0	\$0	\$0	\$0	\$3,231,000	\$0	\$3,231,000	\$0
9	18649	ITS DEPLOYMENT & MAINTENANCE PROGRAM - FY 2022											
		ST_ATMS		\$234	\$0	\$0	\$0	\$0	\$0	\$234	\$0	\$234	\$0
		ST_ATMS_AM		\$24,212	\$975,788	\$0	\$0	\$0	\$0	\$1,000,000	\$0	\$1,000,000	\$0
		ST_ITS		\$3,239,687	\$3,580,421	\$0	\$0	\$0	\$0	\$6,820,108	\$0	\$6,820,108	\$0
		Total		\$3,264,133	\$4,556,209	\$0	\$0	\$0	\$0	\$7,820,342	\$0	\$7,820,342	\$0
9	18650	CONNECTED / AUTONOMOUS VEHICLE PROGRAM - FY 2023											
		ST_CAV		\$0	\$1,500,000	\$0	\$0	\$0	\$0	\$1,500,000	\$0	\$1,500,000	\$0
9	18651	STATEWIDE SIGNALS MAINTENANCE & OPERATION - FY 2023											
		ST_SIGNL_M&O		\$0	\$3,520,000	\$0	\$0	\$0	\$0	\$3,520,000	\$0	\$3,520,000	\$0
9	18652	FREEWAY OPS DEPLOYMENT & MAINTENANCE PROGRAM - FY 2023											
		ST_FWY_OPS		\$0	\$3,500,000	\$0	\$0	\$0	\$0	\$3,500,000	\$0	\$3,500,000	\$0
9	18653	ITS DEPLOYMENT & MAINTENANCE PROGRAM - FY 2023											
		ST_ITS		\$0	\$6,875,000	\$0	\$0	\$0	\$0	\$6,875,000	\$0	\$6,875,000	\$0



DRAFT

DRAFT STIP approved for Public Comment

UDOT electronic Program Management Statewide Transportation Improvement Program



STIP 2023-2028

epm345_stip_report (Rev 2179)

Report Run on: Aug 30, 2022, 09:03 A.M.

Region	PIN	Program Description	Fund	Prior	2023	2024	2025	2026	CD	Total	Fed Aid	State	Other
County Programs													
B	14862	STATEWIDE SAFETY EDUCATION AND ENFORCEMENT PROGRAM											
		OTHER		\$30,000	\$100	\$0	\$0	\$0	\$0	\$30,100	\$0	\$0	\$30,100
		OTHER_STATE		\$16,727	\$24	\$0	\$0	\$0	\$0	\$16,751	\$0	\$16,751	\$0
		SPR_P		\$30,000	\$0	\$0	\$0	\$0	\$0	\$30,000	\$24,000	\$6,000	\$0
		ST_BARRIER		\$86,944	\$0	\$0	\$0	\$0	\$0	\$86,944	\$0	\$86,944	\$0
		ST_CONT_R2		\$20,000	\$0	\$0	\$0	\$0	\$0	\$20,000	\$0	\$20,000	\$0
		ST_ITS		\$30,000	\$0	\$0	\$0	\$0	\$0	\$30,000	\$0	\$30,000	\$0
		ST_PVMT		\$450,385	\$150,000	\$0	\$0	\$0	\$0	\$600,385	\$0	\$600,385	\$0
		ST_SIGNALS		\$645,752	\$35,654	\$0	\$0	\$0	\$0	\$681,406	\$0	\$681,406	\$0
		ST_SPOT_SFTY		\$896,807	\$12,494	\$0	\$0	\$0	\$0	\$909,302	\$0	\$909,302	\$0
		ST_T&S_FUND		\$10,872,206	\$6,209,641	\$0	\$0	\$0	\$0	\$17,081,847	\$0	\$17,081,847	\$0
		ST_TRANS_SOL		\$145,455	\$0	\$0	\$0	\$0	\$0	\$145,455	\$0	\$145,455	\$0
		Total		\$13,224,276	\$6,407,914	\$0	\$0	\$0	\$0	\$19,632,190	\$24,000	\$19,578,090	\$30,100
P	15995	PLANNING											
		SPR_P_100%		\$0	\$5,792	\$0	\$0	\$0	\$0	\$5,792	\$5,792	\$0	\$0
		Total		\$0	\$5,792	\$0	\$0	\$0	\$0	\$5,792	\$5,792	\$0	\$0
P	18683	STATEWIDE CORRIDOR STUDIES											
		LOCAL_GOV'T		\$2,048	\$162,952	\$0	\$0	\$0	\$0	\$165,000	\$0	\$0	\$165,000
		OTHER		\$0	\$50,000	\$0	\$0	\$0	\$0	\$50,000	\$0	\$0	\$50,000
		ST_CONT_R1		\$12,373	\$132,627	\$0	\$0	\$0	\$0	\$145,000	\$0	\$145,000	\$0
		ST_CONT_R3		\$0	\$25,000	\$0	\$0	\$0	\$0	\$25,000	\$0	\$25,000	\$0
		ST_CONT_R4		\$50,000	\$25,000	\$0	\$0	\$0	\$0	\$75,000	\$0	\$75,000	\$0
		ST_EMERGING		\$167	\$149,833	\$0	\$0	\$0	\$0	\$150,000	\$0	\$150,000	\$0
		ST_STUDIES		\$406,989	\$1,159,311	\$0	\$0	\$0	\$0	\$1,566,300	\$0	\$1,566,300	\$0
		Total		\$471,577	\$1,704,723	\$0	\$0	\$0	\$0	\$2,176,300	\$0	\$1,961,300	\$215,000
S	9369	BRIDGE INSPECTION PROGRAM											
		BR_ON/OFF		\$82,634	\$531	\$0	\$0	\$0	\$0	\$83,165	\$66,532	\$16,633	\$0
		NHPP_BR		\$2,152,969	\$188	\$0	\$0	\$0	\$0	\$2,153,156	\$2,007,388	\$145,769	\$0
		STP_BR		\$0	\$1,245,607	\$0	\$0	\$0	\$0	\$1,245,607	\$1,161,279	\$84,328	\$0
		STP_BRIDGE		\$15,152,600	\$2,305,000	\$2,850,000	\$0	\$0	\$2,400,000	\$22,707,600	\$21,170,295	\$1,537,305	\$0
		ST_BRIDGE		\$0	\$4,926	\$0	\$0	\$0	\$0	\$4,926	\$0	\$4,926	\$0
		Total		\$17,388,203	\$3,556,251	\$2,850,000	\$0	\$0	\$2,400,000	\$26,194,454	\$24,405,494	\$1,788,960	\$0



DRAFT

DRAFT STIP approved for Public Comment

UDOT electronic Program Management Statewide Transportation Improvement Program



STIP 2023-2028

Report Run on: Aug 30, 2022, 09:03 A.M.

epm345_stip_report (Rev 2179)

Region	PIN	Program Description	Fund	Prior	2023	2024	2025	2026	CD	Total	Fed Aid	State	Other
County Programs													
S	9615	LOAD RATING PROGRAM											
		NHPP_BR		\$1,600,000	\$152,400	\$0	\$0	\$0	\$0	\$1,752,400	\$1,633,763	\$118,638	\$0
		STP_BR		\$546,393	\$0	\$0	\$0	\$0	\$0	\$546,393	\$509,403	\$36,991	\$0
		STP_BRIDGE		\$550,000	\$300,000	\$300,000	\$0	\$0	\$600,000	\$1,750,000	\$1,631,525	\$118,475	\$0
		ST_APPROP		\$119	\$119	\$0	\$0	\$0	\$0	\$238	\$0	\$238	\$0
		ST_BRIDGE		\$102,662	\$85,000	\$0	\$0	\$0	\$0	\$187,662	\$0	\$187,662	\$0
		Total		\$2,799,174	\$537,519	\$300,000	\$0	\$0	\$600,000	\$4,236,693	\$3,774,690	\$462,003	\$0
S	9616	BRIDGE SCOUR INSPECTION PROGRAM											
		ST_BRIDGE		\$0	\$56,129	\$0	\$0	\$0	\$0	\$56,129	\$0	\$56,129	\$0
		Total		\$0	\$56,129	\$0	\$0	\$0	\$0	\$56,129	\$0	\$56,129	\$0
S	10948	STATEWIDE SIGNALS MAINTENANCE & OPERATION											
		ST_APPROP		\$33,992	\$14,617	\$0	\$0	\$0	\$0	\$48,609	\$0	\$48,609	\$0
		ST_SIGNL_M&O		\$8,798,723	\$150,782	\$0	\$0	\$0	\$0	\$8,949,505	\$0	\$8,949,505	\$0
		Total		\$8,832,714	\$165,399	\$0	\$0	\$0	\$0	\$8,998,113	\$0	\$8,998,113	\$0
S	12135	2016 PAVEMENT REHABILITATION (PURPLE BOOK) PROGRAM											
		ST_CONCPT_D1		\$18,898	\$0	\$0	\$0	\$0	\$0	\$18,898	\$0	\$18,898	\$0
		Total		\$18,898	\$0	\$0	\$0	\$0	\$0	\$18,898	\$0	\$18,898	\$0
S	12136	2017 PAVEMENT REHABILITATION (PURPLE BOOK) PROGRAM											
		NHS		\$420,000	\$0	\$0	\$0	\$0	\$0	\$420,000	\$391,566	\$28,434	\$0
		ST_CONCPT_D3		\$4,433	\$0	\$0	\$0	\$0	\$0	\$4,433	\$0	\$4,433	\$0
		Total		\$424,433	\$0	\$0	\$0	\$0	\$0	\$424,433	\$391,566	\$32,867	\$0
S	12138	2016 STATEWIDE BRIDGE PREVENTIVE MAINTENANCE PROGRAM											
		Total		\$0	\$0	\$0	\$0	\$0	\$0	\$0	\$0	\$0	\$0
S	12139	2017 STATEWIDE BRIDGE PREVENTIVE MAINTENANCE PROGRAM											
		NHPP_BR		\$878,111	\$0	\$0	\$0	\$0	\$0	\$878,111	\$818,663	\$59,448	\$0
		STP_BRIDGE		\$613,993	\$76,858	\$0	\$0	\$0	\$0	\$690,850	\$644,080	\$46,771	\$0
		STP_FLX_ST		\$1,249,000	\$0	\$0	\$0	\$0	\$0	\$1,249,000	\$1,164,443	\$84,557	\$0
		ST_BRIDGE		\$869,966	\$187,561	\$0	\$0	\$0	\$0	\$1,057,527	\$0	\$1,057,527	\$0
		Total		\$3,611,070	\$264,419	\$0	\$0	\$0	\$0	\$3,875,489	\$2,627,186	\$1,248,303	\$0



DRAFT

DRAFT STIP approved for Public Comment

UDOT electronic Program Management Statewide Transportation Improvement Program



STIP 2023-2028

Report Run on: Aug 30, 2022, 09:03 A.M.

epm345_stip_report (Rev 2179)

Region	PIN	Program Description	Fund	Prior	2023	2024	2025	2026	CD	Total	Fed Aid	State	Other
County Programs													
S	12781	UNOBLIGATED TIF/CHNF FUNDS PROGRAM											
		ST_CHF_TIF		\$0	\$7,048,016	\$0	\$0	\$0	\$0	\$7,048,016	\$0	\$7,048,016	\$0
		ST_GF_CHN		\$0	\$3,994,034	\$0	\$0	\$0	\$0	\$3,994,034	\$0	\$3,994,034	\$0
		ST_GF_HB173		\$0	\$67,231	\$0	\$0	\$0	\$0	\$67,231	\$0	\$67,231	\$0
		ST_SB215		\$0	\$635,702	\$0	\$0	\$0	\$0	\$635,702	\$0	\$635,702	\$0
		ST_TIF		\$0	\$33,861,802	\$22,933,318	\$0	\$0	\$0	\$56,795,120	\$0	\$56,795,120	\$0
		ST_TIFEX_MAG		\$0	\$847,086	\$0	\$0	\$0	\$0	\$847,086	\$0	\$847,086	\$0
		ST_TIF_EXCH		\$0	\$7,063	\$0	\$0	\$0	\$0	\$7,063	\$0	\$7,063	\$0
		ST_TIF_HB377		\$0	\$962,441	\$0	\$0	\$0	\$0	\$962,441	\$0	\$962,441	\$0
		ST_TTIF		\$0	\$179,888	\$0	\$0	\$0	\$0	\$179,888	\$0	\$179,888	\$0
		Total		\$0	\$47,603,263	\$22,933,318	\$0	\$0	\$0	\$70,536,581	\$0	\$70,536,581	\$0
S	12957	2018 PAVEMENT REHABILITATION (PURPLE BOOK) PROGRAM											
		HSIP	\$2,300,000	\$0	\$0	\$0	\$0	\$0	\$0	\$2,300,000	\$2,144,290	\$155,710	\$0
		L_BETTERMENT	\$2,092,997	\$0	\$0	\$0	\$0	\$0	\$0	\$2,092,997	\$0	\$0	\$2,092,997
		NHPP_IM	\$8,000,000	\$20,000	\$0	\$0	\$0	\$0	\$0	\$8,020,000	\$7,553,236	\$466,764	\$0
		NHPP_NHS	\$9,161,613	\$499,000	\$0	\$0	\$0	\$0	\$0	\$9,660,613	\$9,006,589	\$654,023	\$0
		STP_FLX_ST	\$463,356	\$367,881	\$0	\$0	\$0	\$0	\$0	\$831,237	\$774,963	\$56,275	\$0
		STP_UB_P/O_U	\$12,331,409	\$0	\$0	\$0	\$0	\$0	\$0	\$12,331,409	\$11,496,573	\$834,836	\$0
		ST_CONCPT_D3	\$6,516	\$0	\$0	\$0	\$0	\$0	\$0	\$6,516	\$0	\$6,516	\$0
		ST_PVMT_LV2	\$0	\$40,000	\$0	\$0	\$0	\$0	\$0	\$40,000	\$0	\$40,000	\$0
		Total	\$34,355,890	\$926,881	\$0	\$0	\$0	\$0	\$0	\$35,282,771	\$30,975,650	\$2,214,124	\$2,092,997
S	12958	2018 STATEWIDE BRIDGE PREVENTIVE MAINTENANCE PROGRAM											
		NHPP_BR	\$0	\$37,673	\$0	\$0	\$0	\$0	\$0	\$37,673	\$35,123	\$2,550	\$0
		STP_BRIDGE	\$0	\$1,773	\$0	\$0	\$0	\$0	\$0	\$1,773	\$1,653	\$120	\$0
		ST_BRIDGE	\$314,100	\$1,721,135	\$0	\$0	\$0	\$0	\$0	\$2,035,235	\$0	\$2,035,235	\$0
		Total	\$314,100	\$1,760,581	\$0	\$0	\$0	\$0	\$0	\$2,074,681	\$36,776	\$2,037,905	\$0



DRAFT

DRAFT STIP approved for Public Comment

UDOT electronic Program Management Statewide Transportation Improvement Program



STIP 2023-2028

epm345_stip_report (Rev 2179)

Report Run on: Aug 30, 2022, 09:03 A.M.

Region	PIN	Program Description	Fund	Prior	2023	2024	2025	2026	CD	Total	Fed Aid	State	Other
County Programs													
S	13311	TRANSPORTATION ALTERNATIVE PROGRAM (TAP)											
		LOCAL_GOV		\$2,076,297	\$5,052,503	\$0	\$0	\$0	\$0	\$7,128,800	\$0	\$0	\$7,128,800
		LOCAL_MAG		\$0	\$6,278,786	\$0	\$0	\$0	\$0	\$6,278,786	\$0	\$0	\$6,278,786
		LOCAL_MATCH		\$0	\$406,200	\$0	\$0	\$0	\$0	\$406,200	\$0	\$0	\$406,200
		L_BETTERMENT		\$0	\$3,707,688	\$0	\$0	\$0	\$0	\$3,707,688	\$0	\$0	\$3,707,688
		L_PASS_MATCH		\$0	\$5,559,964	\$0	\$0	\$0	\$0	\$5,559,964	\$0	\$0	\$5,559,964
		ST_APPROP		\$96	\$0	\$0	\$0	\$0	\$0	\$96	\$0	\$96	\$0
		ST_CONT_R1		\$0	\$172,828	\$0	\$0	\$0	\$0	\$172,828	\$0	\$172,828	\$0
		ST_CONT_R3		\$200,000	\$0	\$0	\$0	\$0	\$0	\$200,000	\$0	\$200,000	\$0
		ST_CONT_R4		\$0	\$114,540	\$0	\$0	\$0	\$0	\$114,540	\$0	\$114,540	\$0
		ST_PVMT		\$5,077,462	\$4,110,029	\$0	\$0	\$0	\$0	\$9,187,491	\$0	\$9,187,491	\$0
		ST_TIF		\$0	\$17,518,179	\$0	\$0	\$0	\$0	\$17,518,179	\$0	\$17,518,179	\$0
		ST_TIFEX_MAG		\$0	\$950,549	\$0	\$0	\$0	\$0	\$950,549	\$0	\$950,549	\$0
		ST_TRANS_SOL		\$0	\$435,000	\$0	\$0	\$0	\$0	\$435,000	\$0	\$435,000	\$0
		TAP_FLEX		\$0	\$4,000,000	\$0	\$0	\$0	\$0	\$4,000,000	\$3,729,200	\$270,800	\$0
		Total		\$7,353,855	\$48,306,266	\$0	\$0	\$0	\$0	\$55,660,121	\$3,729,200	\$28,849,483	\$23,081,438
S	13716	2016 ASSET MANAGEMENT PROGRAM											
		ST_CONCPT_D1		\$15,000	\$0	\$0	\$0	\$0	\$0	\$15,000	\$0	\$15,000	\$0
		Total		\$15,000	\$0	\$0	\$0	\$0	\$0	\$15,000	\$0	\$15,000	\$0
S	13717	2017 ASSET MANAGEMENT PROGRAM											
		STP_BRIDGE		\$1,100,000	\$0	\$0	\$0	\$0	\$0	\$1,100,000	\$1,025,530	\$74,470	\$0
		STP_FLX_ST		\$1,657,678	\$0	\$0	\$0	\$0	\$0	\$1,657,678	\$1,545,453	\$112,225	\$0
		ST_CODE_ONE		\$71	\$14,929	\$0	\$0	\$0	\$0	\$15,000	\$0	\$15,000	\$0
		Total		\$2,757,749	\$14,929	\$0	\$0	\$0	\$0	\$2,772,678	\$2,570,983	\$201,695	\$0
S	13771	2018 LOW VOLUME REHABILITATION (PURPLE BOOK) PROGRAM											
		ST_PVMT		\$0	\$400,001	\$0	\$0	\$0	\$0	\$400,001	\$0	\$400,001	\$0
		ST_PVMT_LV2		\$13,210,409	\$914,610	\$0	\$0	\$0	\$0	\$14,125,019	\$0	\$14,125,019	\$0
		Total		\$13,210,409	\$1,314,611	\$0	\$0	\$0	\$0	\$14,525,020	\$0	\$14,525,020	\$0
S	13952	2019 HIGH VOLUME PAVEMENT PRESERVATION (OB) PROGRAM											
		STP_FLX_ST		\$7,625,000	\$0	\$0	\$0	\$0	\$0	\$7,625,000	\$7,108,788	\$516,213	\$0
		Total		\$7,625,000	\$0	\$0	\$0	\$0	\$0	\$7,625,000	\$7,108,788	\$516,212	\$0
S	13953	2019 HIGH VOLUME PAVEMENT REHABILITATION (PB) PROGRAM											
		STP_FLX_ST		\$1,900,000	\$0	\$0	\$0	\$0	\$0	\$1,900,000	\$1,771,370	\$128,630	\$0
		Total		\$1,900,000	\$0	\$0	\$0	\$0	\$0	\$1,900,000	\$1,771,370	\$128,630	\$0



DRAFT

DRAFT STIP approved for Public Comment

UDOT electronic Program Management Statewide Transportation Improvement Program



STIP 2023-2028

Report Run on: Aug 30, 2022, 09:03 A.M.

epm345_stip_report (Rev 2179)

Region	PIN	Program Description	Fund	Prior	2023	2024	2025	2026	CD	Total	Fed Aid	State	Other
County Programs													
S	14314	2019 LOW VOLUME REHABILITATION (PURPLE BOOK) PROGRAM											
		OTHER_STATE		\$212,531	\$43,202	\$0	\$0	\$0	\$0	\$255,733	\$0	\$255,733	\$0
		ST_PVMT_LV2		\$2,654,582	\$91,464	\$0	\$0	\$0	\$0	\$2,746,046	\$0	\$2,746,046	\$0
		Total		\$2,867,113	\$134,666	\$0	\$0	\$0	\$0	\$3,001,779	\$0	\$3,001,779	\$0
S	14350	2018 BRIDGE MAINTENANCE PROGRAM											
		ST_BRIDGE		\$0	\$52,034	\$0	\$0	\$0	\$0	\$52,034	\$0	\$52,034	\$0
		Total		\$0	\$52,034	\$0	\$0	\$0	\$0	\$52,034	\$0	\$52,034	\$0
S	14351	2019 BRIDGE MAINTENANCE PROGRAM											
		ST_BRIDGE		\$0	\$22,091	\$0	\$0	\$0	\$0	\$22,091	\$0	\$22,091	\$0
		Total		\$0	\$22,091	\$0	\$0	\$0	\$0	\$22,091	\$0	\$22,091	\$0
S	15195	2020 HIGH VOLUME PAVEMENT PRESERVATION (OB) PROGRAM											
		NHPP_IM		\$5,120,273	\$1,836,570	\$0	\$0	\$0	\$0	\$6,956,843	\$6,551,955	\$404,888	\$0
		NHPP_NHS		\$4,472,229	\$239,319	\$0	\$0	\$0	\$0	\$4,711,548	\$4,392,576	\$318,972	\$0
		STP_FLX_ST		\$12,348,444	\$785,712	\$0	\$0	\$0	\$0	\$13,134,156	\$12,244,973	\$889,182	\$0
		ST_BRIDGE		\$16,393	\$60,607	\$0	\$0	\$0	\$0	\$77,000	\$0	\$77,000	\$0
		ST_CONCPT_D3		\$2,765	\$0	\$0	\$0	\$0	\$0	\$2,765	\$0	\$2,765	\$0
		ST_INELIGIBL		\$0	\$86	\$0	\$0	\$0	\$0	\$86	\$0	\$86	\$0
		ST_PVMT		\$27,127	\$2,873	\$0	\$0	\$0	\$0	\$30,000	\$0	\$30,000	\$0
		Total		\$21,987,231	\$2,925,166	\$0	\$0	\$0	\$0	\$24,912,397	\$23,189,504	\$1,722,893	\$0
S	15196	2020 HIGH VOLUME PAVEMENT REHABILITATION (PB) PROGRAM											
		HSIP		\$3,444,274	\$0	\$0	\$0	\$0	\$0	\$3,444,274	\$3,211,097	\$233,177	\$0
		HSIP_100%		\$1,159,493	\$0	\$0	\$0	\$0	\$0	\$1,159,493	\$1,159,493	\$0	\$0
		HSIP_HRRR_SR		\$278,907	\$0	\$0	\$0	\$0	\$0	\$278,907	\$260,025	\$18,882	\$0
		NHPP_IM		\$8,789,797	\$0	\$0	\$0	\$0	\$0	\$8,789,797	\$8,278,231	\$511,566	\$0
		NHPP_NHS		\$3,124,000	\$208,451	\$0	\$0	\$0	\$0	\$3,332,451	\$3,106,844	\$225,607	\$0
		STP_FLX_ST		\$42,108,311	\$12,765,636	\$0	\$0	\$0	\$0	\$54,873,947	\$51,158,981	\$3,714,966	\$0
		STP_HIF_ST		\$12,550,000	\$0	\$0	\$0	\$0	\$0	\$12,550,000	\$11,700,365	\$849,635	\$0
		STP_RURAL		\$1,039,000	\$0	\$0	\$0	\$0	\$0	\$1,039,000	\$968,660	\$70,340	\$0
		ST_PVMT		\$385	\$1,871	\$0	\$0	\$0	\$0	\$2,255	\$0	\$2,255	\$0
		ST_RET_ROW		\$1,425,237	\$0	\$0	\$0	\$0	\$0	\$1,425,237	\$0	\$1,425,237	\$0
		ST_TIF_PRES		\$7,046,364	\$1,294,526	\$0	\$0	\$0	\$0	\$8,340,890	\$0	\$8,340,890	\$0
		ST_TOLL_CR		\$0	\$84,198	\$0	\$0	\$0	\$0	\$84,198	\$0	\$84,198	\$0
		Total		\$80,965,768	\$14,354,682	\$0	\$0	\$0	\$0	\$95,320,450	\$79,843,695	\$15,476,755	\$0



DRAFT

DRAFT STIP approved for Public Comment

UDOT electronic Program Management Statewide Transportation Improvement Program



STIP 2023-2028

Report Run on: Aug 30, 2022, 09:03 A.M.

epm345_stip_report (Rev 2179)

Region	PIN	Program Description	Fund	Prior	2023	2024	2025	2026	CD	Total	Fed Aid	State	Other
County Programs													
S	15197	2020 LOW VOLUME PAVEMENT PRESERVATION (OB) PROGRAM											
		STP_FLX_ST		\$1,470,574	\$0	\$0	\$0	\$0	\$0	\$1,470,574	\$1,371,016	\$99,558	\$0
		Total		\$1,470,574	\$0	\$0	\$0	\$0	\$0	\$1,470,574	\$1,371,016	\$99,558	\$0
S	15198	2020 LOW VOLUME PAVEMENT REHABILITATION (PB) PROGRAM											
		STP_FLX_ST		\$9,598,967	\$0	\$0	\$0	\$0	\$0	\$9,598,967	\$8,949,117	\$649,850	\$0
		ST_PVMT_LV2		\$2,334,088	\$176,912	\$0	\$0	\$0	\$0	\$2,511,000	\$0	\$2,511,000	\$0
		Total		\$11,933,055	\$176,912	\$0	\$0	\$0	\$0	\$12,109,967	\$8,949,117	\$3,160,850	\$0
S	15199	2020 BRIDGE PRESERVATION PROGRAM											
		NHPP_BR		\$0	\$25,000	\$0	\$0	\$0	\$0	\$25,000	\$23,308	\$1,693	\$0
		STP_BRIDGE		\$2,959,769	\$168,776	\$0	\$0	\$0	\$0	\$3,128,545	\$2,916,742	\$211,802	\$0
		ST_BRIDGE		\$1,825,062	\$3,442,004	\$0	\$0	\$0	\$0	\$5,267,066	\$0	\$5,267,066	\$0
		ST_PVMT_LV2		\$46,010	\$0	\$0	\$0	\$0	\$0	\$46,010	\$0	\$46,010	\$0
		Total		\$4,830,841	\$3,635,780	\$0	\$0	\$0	\$0	\$8,466,621	\$2,940,050	\$5,526,571	\$0
S	15200	2020 BRIDGE MAINTENANCE PROGRAM											
		ST_BRIDGE		\$342,450	\$59,445	\$0	\$0	\$0	\$0	\$401,896	\$0	\$401,896	\$0
		Total		\$342,450	\$59,445	\$0	\$0	\$0	\$0	\$401,896	\$0	\$401,896	\$0
S	16193	2023 HIGH VOLUME PAVEMENT PROGRAM											
		NHPP_IM		\$14,242,101	\$43,307,899	\$0	\$0	\$0	\$0	\$57,550,000	\$54,200,590	\$3,349,410	\$0
		NHPP_NHS		\$11,385,521	\$30,210,496	\$0	\$0	\$0	\$0	\$41,596,017	\$38,779,966	\$2,816,050	\$0
		STP_FLX_ST		\$13,522,245	\$33,961,538	\$0	\$0	\$0	\$0	\$47,483,783	\$44,269,131	\$3,214,652	\$0
		STP_URB_O/L		\$230,000	\$6,095,540	\$0	\$0	\$0	\$0	\$6,325,540	\$5,897,301	\$428,239	\$0
		ST_CONCPT_D3		\$9,569	\$0	\$0	\$0	\$0	\$0	\$9,569	\$0	\$9,569	\$0
		ST_TIF_PRES		\$0	\$9,809,784	\$0	\$0	\$0	\$0	\$9,809,784	\$0	\$9,809,784	\$0
		Total		\$39,389,436	\$123,385,257	\$0	\$0	\$0	\$0	\$162,774,693	\$143,146,989	\$19,627,705	\$0



DRAFT

DRAFT STIP approved for Public Comment

UDOT electronic Program Management Statewide Transportation Improvement Program



STIP 2023-2028

Report Run on: Aug 30, 2022, 09:03 A.M.

epm345_stip_report (Rev 2179)

Region	PIN	Program Description	Fund	Prior	2023	2024	2025	2026	CD	Total	Fed Aid	State	Other
County Programs													
S	16194	2021 ((HIGH VOLUME)) PAVEMENT PROGRAM											
		CMAQ_WFRC		\$75,000	\$0	\$0	\$0	\$0	\$0	\$75,000	\$69,923	\$5,078	\$0
		HSIP		\$4,731,000	\$0	\$0	\$0	\$0	\$0	\$4,731,000	\$4,410,711	\$320,289	\$0
		LOCAL_GOV		\$15,000	\$0	\$0	\$0	\$0	\$0	\$15,000	\$0	\$0	\$15,000
		L_BETTERMENT		\$4,019	\$0	\$0	\$0	\$0	\$0	\$4,019	\$0	\$0	\$4,019
		NHPP_BR		\$1,000,000	\$0	\$0	\$0	\$0	\$0	\$1,000,000	\$932,300	\$67,700	\$0
		NHPP_IM		\$40,466,991	\$1,858,413	\$0	\$0	\$0	\$0	\$42,325,404	\$39,862,066	\$2,463,339	\$0
		NHPP_NHS		\$43,193,140	\$255,048	\$0	\$0	\$0	\$0	\$43,448,188	\$40,506,746	\$2,941,442	\$0
		STP_BRIDGE		\$590,000	\$0	\$0	\$0	\$0	\$0	\$590,000	\$550,057	\$39,943	\$0
		STP_FLX_ST		\$60,477,395	\$3,251,807	\$0	\$0	\$0	\$0	\$63,729,201	\$59,414,734	\$4,314,467	\$0
		STP_HIF_P/O		\$2,874,419	\$0	\$0	\$0	\$0	\$0	\$2,874,419	\$2,679,821	\$194,598	\$0
		STP_RURAL		\$343,204	\$0	\$0	\$0	\$0	\$0	\$343,204	\$319,969	\$23,235	\$0
		ST_PVMT		\$68,601	\$32,703	\$0	\$0	\$0	\$0	\$101,303	\$0	\$101,303	\$0
		ST_TIF_PRES		\$5,095,523	\$1,777,957	\$0	\$0	\$0	\$0	\$6,873,480	\$0	\$6,873,480	\$0
		ST_TRANS_SOL		\$12,071	\$91,129	\$0	\$0	\$0	\$0	\$103,200	\$0	\$103,200	\$0
		Total		\$158,946,364	\$7,267,055	\$0	\$0	\$0	\$0	\$166,213,419	\$148,746,327	\$17,448,073	\$19,019
S	16195	2023 LOW VOLUME PAVEMENT PROGRAM											
		NHPP_NHS		\$100,000	\$4,338,000	\$0	\$0	\$0	\$0	\$4,438,000	\$4,137,547	\$300,453	\$0
		STP_FLX_ST		\$6,800,355	\$11,599,645	\$0	\$0	\$0	\$0	\$18,400,000	\$17,154,320	\$1,245,680	\$0
		STP_SU_JHC		\$587,453	\$2,606,081	\$0	\$0	\$0	\$0	\$3,193,534	\$2,977,331	\$216,202	\$0
		ST_PVMT_LV2		\$22,032	\$17,657,160	\$0	\$0	\$0	\$0	\$17,679,192	\$0	\$17,679,192	\$0
		Total		\$7,509,840	\$36,200,885	\$0	\$0	\$0	\$0	\$43,710,725	\$24,269,199	\$19,441,526	\$0
S	16196	2021 ((LOW VOLUME)) PAVEMENT PROGRAM											
		L_BETTERMENT		\$170,070	\$5,070	\$0	\$0	\$0	\$0	\$175,141	\$0	\$0	\$175,141
		STP_FLX_ST		\$18,447,932	\$219,393	\$0	\$0	\$0	\$0	\$18,667,325	\$17,403,547	\$1,263,778	\$0
		ST_PVMT_LV2		\$15,968,172	\$575,645	\$0	\$0	\$0	\$0	\$16,543,817	\$0	\$16,543,817	\$0
		ST_T&S_FUND		\$4,500	\$0	\$0	\$0	\$0	\$0	\$4,500	\$0	\$4,500	\$0
		ST_TRANS_SOL		\$150,000	\$0	\$0	\$0	\$0	\$0	\$150,000	\$0	\$150,000	\$0
		Total		\$34,740,674	\$800,109	\$0	\$0	\$0	\$0	\$35,540,783	\$17,403,547	\$17,962,095	\$175,141
S	16197	2021 BRIDGE PRESERVATION PROGRAM											
		STP_BRIDGE		\$0	\$15,000	\$0	\$0	\$0	\$0	\$15,000	\$13,985	\$1,016	\$0
		ST_BRIDGE		\$3,892,812	\$3,462,188	\$0	\$0	\$0	\$0	\$7,355,000	\$0	\$7,355,000	\$0
		Total		\$3,892,812	\$3,477,188	\$0	\$0	\$0	\$0	\$7,370,000	\$13,985	\$7,356,016	\$0



DRAFT

DRAFT STIP approved for Public Comment

UDOT electronic Program Management Statewide Transportation Improvement Program



STIP 2023-2028

epm345_stip_report (Rev 2179)

Report Run on: Aug 30, 2022, 09:03 A.M.

Region	PIN	Program Description	Fund	Prior	2023	2024	2025	2026	CD	Total	Fed Aid	State	Other
County Programs													
S	16198	2021 BRIDGE MAINTENANCE PROGRAM											
		ST_BRIDGE		\$502,891	\$136,122	\$0	\$0	\$0	\$0	\$639,013	\$0	\$639,013	\$0
		ST_PVMT_LV2		\$232,675	\$7,325	\$0	\$0	\$0	\$0	\$240,000	\$0	\$240,000	\$0
		Total		\$735,566	\$143,447	\$0	\$0	\$0	\$0	\$879,013	\$0	\$879,013	\$0
S	16780	STATEWIDE TRANSPORTATION SOLUTIONS PROGRAM											
		HSIP		\$0	\$0	\$0	\$3,000,000	\$0	\$0	\$3,000,000	\$2,796,900	\$203,100	\$0
		NHPP_IM		\$0	\$213	\$0	\$0	\$0	\$0	\$213	\$200	\$12	\$0
		NHPP_NHS		\$0	\$22,700,000	\$0	\$0	\$0	\$0	\$22,700,000	\$21,163,210	\$1,536,790	\$0
		OTHER		\$8,805	\$96,195	\$0	\$0	\$0	\$0	\$105,000	\$0	\$0	\$105,000
		PROTECT_FLEX		\$0	\$14,837,051	\$0	\$0	\$0	\$0	\$14,837,051	\$11,869,641	\$2,967,410	\$0
		PROTECT_PLAN		\$0	\$250,401	\$0	\$0	\$0	\$0	\$250,401	\$250,401	\$0	\$0
		STP_COVID_ST		\$2,851,650	\$9,904,208	\$0	\$0	\$0	\$0	\$12,755,858	\$12,755,858	\$0	\$0
		STP_FLX_ST		\$0	\$17,549,617	\$0	\$0	\$0	\$0	\$17,549,617	\$16,361,508	\$1,188,109	\$0
		STP_HIF_BR		\$0	\$12,953,531	\$0	\$0	\$0	\$0	\$12,953,531	\$12,076,577	\$876,954	\$0
		STP_HIF_ST		\$0	\$711	\$0	\$0	\$0	\$0	\$711	\$663	\$48	\$0
		STP_UB_P/O_U		\$8,285,098	\$1,453,140	\$0	\$0	\$0	\$0	\$9,738,238	\$9,078,960	\$659,279	\$0
		ST_CONST		\$2,914,988	\$85,012	\$0	\$0	\$0	\$0	\$3,000,000	\$0	\$3,000,000	\$0
		ST_CONT_PG		\$0	\$0	\$0	\$0	\$0	\$0	\$0	\$0	\$0	\$0
		ST_ER_FUND		\$0	\$980	\$0	\$0	\$0	\$0	\$980	\$0	\$980	\$0
		ST_EXCHANGE		\$0	\$3,774	\$0	\$0	\$0	\$0	\$3,774	\$0	\$3,774	\$0
		ST_PVMT		\$0	\$1,403,340	\$0	\$0	\$0	\$0	\$1,403,340	\$0	\$1,403,340	\$0
		ST_PVMT_LV2		\$0	\$4,391,105	\$0	\$0	\$0	\$0	\$4,391,105	\$0	\$4,391,105	\$0
		ST_RET_ROW_S		\$611,556	\$4,888,444	\$0	\$0	\$0	\$0	\$5,500,000	\$0	\$5,500,000	\$0
		ST_TIF		\$0	\$2,328,618	\$9,853,397	\$0	\$0	\$0	\$12,182,015	\$0	\$12,182,015	\$0
		ST_TRANS_SOL		\$15,919,740	\$28,668,795	\$0	\$0	\$0	\$0	\$44,588,534	\$0	\$44,588,534	\$0
		TAP_FLEX		\$0	\$3,672,548	\$0	\$0	\$0	\$0	\$3,672,548	\$3,423,917	\$248,632	\$0
		Total		\$30,591,837	\$125,187,683	\$9,853,397	\$3,000,000	\$0	\$0	\$168,632,917	\$89,777,835	\$78,750,082	\$105,000



DRAFT

DRAFT STIP approved for Public Comment

UDOT electronic Program Management

Statewide Transportation Improvement Program



STIP 2023-2028

Report Run on: Aug 30, 2022, 09:03 A.M.

epm345_stip_report (Rev 2179)

Region	PIN	Program Description	Fund	Prior	2023	2024	2025	2026	CD	Total	Fed Aid	State	Other
County Programs													
S	16885	2022 HIGH VOLUME PAVEMENT PROGRAM											
		L_BETTERMENT		\$86,013	\$0	\$0	\$0	\$0	\$0	\$86,013	\$0	\$0	\$86,013
		NHPP_BR		\$370,000	\$0	\$0	\$0	\$0	\$0	\$370,000	\$344,951	\$25,049	\$0
		NHPP_IM		\$32,483,934	\$2,996,288	\$0	\$0	\$0	\$0	\$35,480,222	\$33,415,273	\$2,064,949	\$0
		NHPP_NHS		\$49,458,879	\$1,208,009	\$0	\$0	\$0	\$0	\$50,666,888	\$47,236,739	\$3,430,148	\$0
		STP_BRIDGE		\$45,000	\$0	\$0	\$0	\$0	\$0	\$45,000	\$41,954	\$3,047	\$0
		STP_FLX_ST		\$67,703,737	\$5,882,912	\$0	\$0	\$0	\$0	\$73,586,648	\$67,858,992	\$5,727,656	\$0
		ST_BRIDGE		\$42	\$349,958	\$0	\$0	\$0	\$0	\$350,000	\$0	\$350,000	\$0
		ST_PVMT		\$22,438	\$0	\$0	\$0	\$0	\$0	\$22,438	\$0	\$22,438	\$0
		ST_PVMT_LV2		\$1,430,000	\$0	\$0	\$0	\$0	\$0	\$1,430,000	\$0	\$1,430,000	\$0
		ST_RET_ROW		\$5,677,568	\$0	\$0	\$0	\$0	\$0	\$5,677,568	\$0	\$5,677,568	\$0
		ST_RET_ROW_S		\$7,600,000	\$0	\$0	\$0	\$0	\$0	\$7,600,000	\$0	\$7,600,000	\$0
		ST_T&S_FUND		\$25,000	\$0	\$0	\$0	\$0	\$0	\$25,000	\$0	\$25,000	\$0
		ST_TIF_PRES		\$9,412,375	\$0	\$0	\$0	\$0	\$0	\$9,412,375	\$0	\$9,412,375	\$0
		Total		\$174,314,986	\$10,437,166	\$0	\$0	\$0	\$0	\$184,752,152	\$148,897,909	\$35,768,230	\$86,013
S	16886	2022 LOW VOLUME PAVEMENT PROGRAM											
		NHPP_NHS		\$70,000	\$0	\$0	\$0	\$0	\$0	\$70,000	\$65,261	\$4,739	\$0
		STP_FLX_ST		\$15,254,384	\$780,221	\$0	\$0	\$0	\$0	\$16,034,605	\$14,949,062	\$1,085,543	\$0
		STP_HIF_RURL		\$1,058,431	\$0	\$0	\$0	\$0	\$0	\$1,058,431	\$986,775	\$71,656	\$0
		STP_HIF_ST		\$2,000,000	\$0	\$0	\$0	\$0	\$0	\$2,000,000	\$1,864,600	\$135,400	\$0
		STP_RURAL		\$5,922,527	\$1,510,437	\$0	\$0	\$0	\$0	\$7,432,963	\$6,929,752	\$503,212	\$0
		ST_CONT_R3		\$38,948	\$10,052	\$0	\$0	\$0	\$0	\$49,000	\$0	\$49,000	\$0
		ST_PVMT_LV2		\$6,497,192	\$13,857,957	\$0	\$0	\$0	\$0	\$20,355,149	\$0	\$20,355,149	\$0
		ST_RET_ROW_S		\$119,375	\$1,380,625	\$0	\$0	\$0	\$0	\$1,500,000	\$0	\$1,500,000	\$0
		Total		\$30,960,857	\$17,539,292	\$0	\$0	\$0	\$0	\$48,500,148	\$24,795,450	\$23,704,698	\$0
S	16887	2022 BRIDGE PRESERVATION PROGRAM											
		NHPP_BR		\$3,100,000	\$10,441,390	\$0	\$0	\$0	\$0	\$13,541,390	\$12,624,638	\$916,752	\$0
		STP_BRIDGE		\$2,582,576	\$2,106,411	\$0	\$0	\$0	\$0	\$4,688,987	\$4,371,543	\$317,444	\$0
		STP_FLX_ST		\$0	\$250,000	\$0	\$0	\$0	\$0	\$250,000	\$233,075	\$16,925	\$0
		ST_BRIDGE		\$210,570	\$9,144,248	\$0	\$0	\$0	\$0	\$9,354,818	\$0	\$9,354,818	\$0
		ST_TRANS_SOL		\$0	\$600,000	\$0	\$0	\$0	\$0	\$600,000	\$0	\$600,000	\$0
		Total		\$5,893,146	\$22,542,050	\$0	\$0	\$0	\$0	\$28,435,196	\$17,229,256	\$11,205,940	\$0
S	17359	2022 BRIDGE MAINTENANCE PROGRAM											
		ST_BRIDGE		\$40,853	\$459,147	\$0	\$0	\$0	\$0	\$500,000	\$0	\$500,000	\$0



DRAFT

DRAFT STIP approved for Public Comment

UDOT electronic Program Management

Statewide Transportation Improvement Program



STIP 2023-2028

Report Run on: Aug 30, 2022, 09:03 A.M.

epm345_stip_report (Rev 2179)

Region	PIN	Program Description	Fund	Prior	2023	2024	2025	2026	CD	Total	Fed Aid	State	Other
County Programs													
S	17784	STORMWATER MITIGATION - STATEWIDE											
		ST_TRANS_SOL		\$32,555	\$22,445	\$0	\$0	\$0	\$0	\$55,000	\$0	\$55,000	\$0
		ST_TSP_MS4		\$26,725,089	\$9,156,229	\$0	\$0	\$0	\$0	\$35,881,318	\$0	\$35,881,318	\$0
		Total		\$26,757,644	\$9,178,674	\$0	\$0	\$0	\$0	\$35,936,318	\$0	\$35,936,318	\$0
S	18259	2023 BRIDGE PRESERVATION PROGRAM											
		STP_BRIDGE		\$0	\$6,826,000	\$0	\$0	\$0	\$0	\$6,826,000	\$6,363,880	\$462,120	\$0
		ST_BRIDGE		\$0	\$14,000,000	\$0	\$0	\$0	\$0	\$14,000,000	\$0	\$14,000,000	\$0
		Total		\$0	\$20,826,000	\$0	\$0	\$0	\$0	\$20,826,000	\$6,363,880	\$14,462,120	\$0
S	18260	2023 BRIDGE MAINTENANCE PROGRAM											
		ST_BRIDGE		\$0	\$1,000,000	\$0	\$0	\$0	\$0	\$1,000,000	\$0	\$1,000,000	\$0
S	18866	FY 2020 EMERGENCY EARTHQUAKE BRIDGE INSPECTION & REPAIR											
		ER_2020		\$449,988	\$2,370,012	\$0	\$0	\$0	\$0	\$2,820,000	\$2,629,086	\$190,914	\$0
		ER_2020_100%		\$0	\$10,911	\$0	\$0	\$0	\$0	\$10,911	\$10,911	\$0	\$0
		ER_2022		\$1,738,114	\$0	\$0	\$0	\$0	\$0	\$1,738,114	\$1,620,444	\$117,670	\$0
		ST_PVMT_LV2		\$3,066	\$4	\$0	\$0	\$0	\$0	\$3,070	\$0	\$3,070	\$0
		Total		\$2,191,168	\$2,380,928	\$0	\$0	\$0	\$0	\$4,572,095	\$4,260,441	\$311,654	\$0
S	18984	PAVEMENT RECONSTRUCTION PROGRAM											
		NHPP_IM		\$0	\$1,615,069	\$0	\$0	\$0	\$0	\$1,615,069	\$1,521,072	\$93,997	\$0
		Total		\$0	\$1,615,069	\$0	\$0	\$0	\$0	\$1,615,069	\$1,521,072	\$93,997	\$0
S	19030	2024 BRIDGE PRESERVATION PROGRAM											
		ST_BRIDGE		\$0	\$0	\$14,500,000	\$0	\$0	\$0	\$14,500,000	\$0	\$14,500,000	\$0
		ST_TIF_PRES		\$0	\$0	\$4,250,000	\$0	\$0	\$0	\$4,250,000	\$0	\$4,250,000	\$0
		Total		\$0	\$0	\$18,750,000	\$0	\$0	\$0	\$18,750,000	\$0	\$18,750,000	\$0
S	19031	2024 BRIDGE MAINTENANCE PROGRAM											
		ST_BRIDGE		\$0	\$0	\$500,000	\$0	\$0	\$0	\$500,000	\$0	\$500,000	\$0



DRAFT

DRAFT STIP approved for Public Comment

UDOT electronic Program Management Statewide Transportation Improvement Program



STIP 2023-2028

Report Run on: Aug 30, 2022, 09:03 A.M.

epm345_stip_report (Rev 2179)

Region	PIN	Program Description	Fund	Prior	2023	2024	2025	2026	CD	Total	Fed Aid	State	Other
County Programs													
S	19094	WFRC PLANNING PROGRAM											
		FTA_5303_100		\$1,555,312	\$0	\$0	\$0	\$0	\$0	\$1,555,312	\$1,555,312	\$0	\$0
		L_PASS_MATCH		\$0	\$883,524	\$0	\$0	\$0	\$0	\$883,524	\$0	\$0	\$883,524
		PL_WFRC		\$0	\$1,964,453	\$0	\$0	\$0	\$0	\$1,964,453	\$1,964,453	\$0	\$0
		PL_WFRC_100		\$6,273,554	\$0	\$0	\$0	\$0	\$0	\$6,273,554	\$6,273,554	\$0	\$0
		STP_URB_O/L		\$0	\$894,556	\$0	\$0	\$0	\$0	\$894,556	\$894,556	\$0	\$0
		STP_URB_SL		\$0	\$1,653,981	\$0	\$0	\$0	\$0	\$1,653,981	\$1,653,981	\$0	\$0
		STP_URB_SL@1		\$1,418,634	\$0	\$0	\$0	\$0	\$0	\$1,418,634	\$1,418,634	\$0	\$0
		STP_UR_O/L@1		\$869,486	\$0	\$0	\$0	\$0	\$0	\$869,486	\$869,486	\$0	\$0
		Total		\$10,116,985	\$5,396,513	\$0	\$0	\$0	\$0	\$15,513,498	\$14,629,975	\$0	\$883,524
S	19146	2024 HIGH VOLUME PAVEMENT PROGRAM											
		NHPP_IM		\$0	\$0	\$32,000,000	\$0	\$0	\$0	\$32,000,000	\$30,137,600	\$1,862,400	\$0
		NHPP_NHS		\$0	\$0	\$64,000,000	\$0	\$0	\$0	\$64,000,000	\$59,667,200	\$4,332,800	\$0
		STP_FLX_ST		\$250,000	\$250,000	\$65,500,000	\$0	\$0	\$0	\$66,000,000	\$61,531,800	\$4,468,200	\$0
		Total		\$250,000	\$250,000	\$161,500,000	\$0	\$0	\$0	\$162,000,000	\$151,336,600	\$10,663,400	\$0
S	19147	2024 LOW VOLUME PAVEMENT PROGRAM											
		ST_PVMT_LV2		\$0	\$0	\$35,000,000	\$0	\$0	\$0	\$35,000,000	\$0	\$35,000,000	\$0
S	19661	NATIONAL HIGHWAY FREIGHT PROGRAM											
		NHFP		\$0	\$6,498,046	\$0	\$0	\$0	\$0	\$6,498,046	\$6,058,128	\$439,918	\$0
		STP_FLX_ST		\$0	\$18,877,297	\$0	\$0	\$0	\$0	\$18,877,297	\$17,599,304	\$1,277,993	\$0
		Total		\$0	\$25,375,343	\$0	\$0	\$0	\$0	\$25,375,343	\$23,657,432	\$1,717,911	\$0
S	19727	EMERGING AREA PLANNING											
		ST_EMERGING		\$225	\$849,775	\$0	\$0	\$0	\$0	\$850,000	\$0	\$850,000	\$0
S	19834	2025 HIGH VOLUME PAVEMENT PROGRAM											
		NHPP_IM		\$0	\$0	\$0	\$32,000,000	\$0	\$0	\$32,000,000	\$30,137,600	\$1,862,400	\$0
		NHPP_NHS		\$0	\$0	\$0	\$64,000,000	\$0	\$0	\$64,000,000	\$59,667,200	\$4,332,800	\$0
		STP_FLX_ST		\$0	\$0	\$0	\$66,000,000	\$0	\$0	\$66,000,000	\$61,531,800	\$4,468,200	\$0
		Total		\$0	\$0	\$0	\$162,000,000	\$0	\$0	\$162,000,000	\$151,336,600	\$10,663,400	\$0
S	19835	2025 LOW VOLUME PAVEMENT PROGRAM											
		ST_PVMT_LV2		\$0	\$0	\$0	\$35,000,000	\$0	\$0	\$35,000,000	\$0	\$35,000,000	\$0
S	19836	2025 BRIDGE PRESERVATION PROGRAM											
		ST_BRIDGE		\$0	\$0	\$0	\$14,400,000	\$0	\$0	\$14,400,000	\$0	\$14,400,000	\$0



DRAFT

DRAFT STIP approved for Public Comment

UDOT electronic Program Management Statewide Transportation Improvement Program



STIP 2023-2028

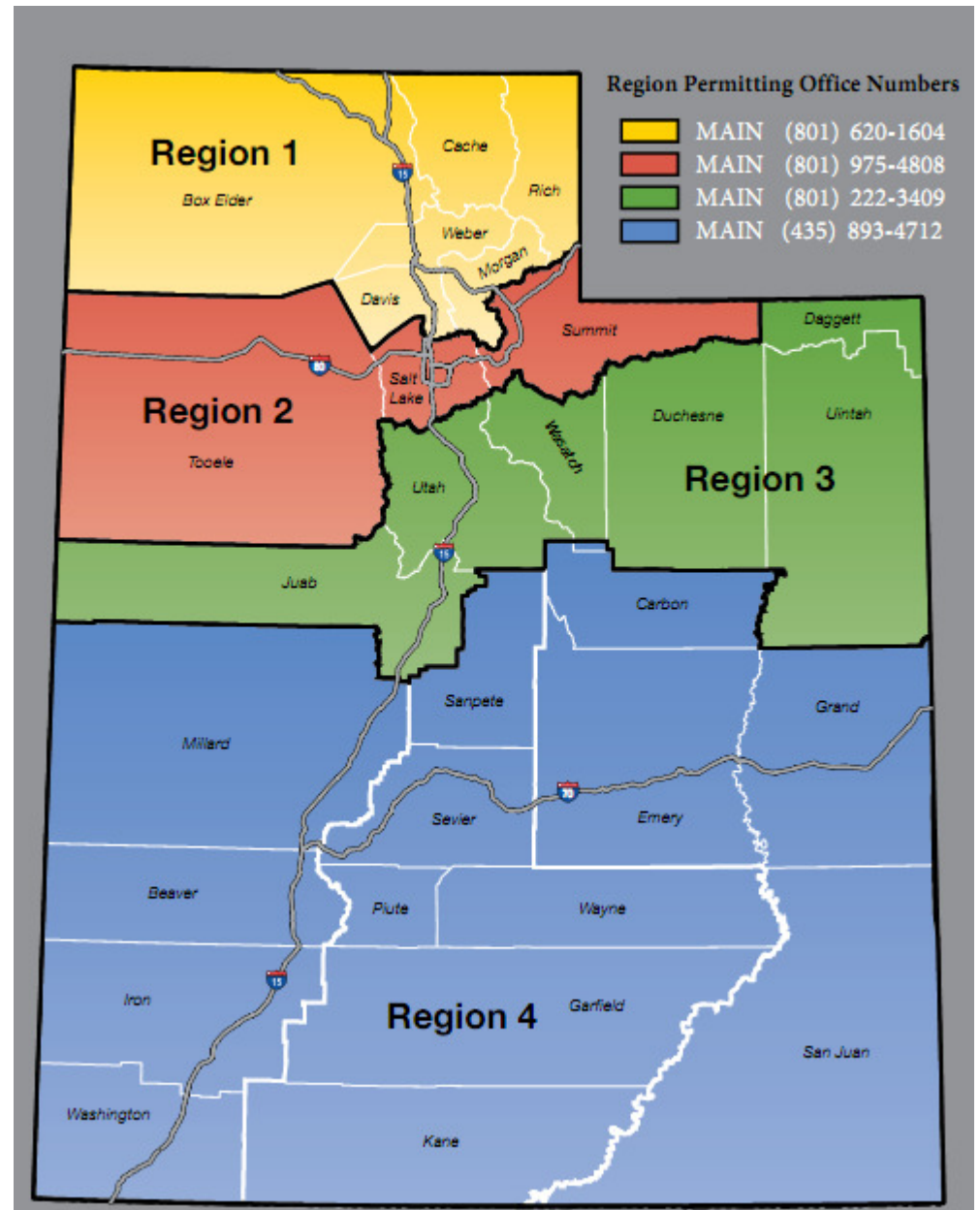
epm345_stip_report (Rev 2179)

Report Run on: Aug 30, 2022, 09:03 A.M.

Region	PIN	Program Description	Fund	Prior	2023	2024	2025	2026	CD	Total	Fed Aid	State	Other
County Programs													
S	19837	2025 BRIDGE MAINTENANCE PROGRAM											
		ST_BRIDGE		\$0	\$0	\$0	\$1,000,000	\$0	\$0	\$1,000,000	\$0	\$1,000,000	\$0
S	20087	BRIDGE FORMULA PROGRAM (BFP)											
		BFP_BR_MAIN		\$2,000,000	\$20,250,000	\$0	\$0	\$0	\$0	\$22,250,000	\$20,743,675	\$1,278,409	\$227,916
		BFP_BR_MN/OF		\$945,000	\$15,055,000	\$0	\$0	\$0	\$0	\$16,000,000	\$16,000,000	\$0	\$0
		BFP_BR_OFF		\$457,000	\$6,293,000	\$0	\$0	\$0	\$0	\$6,750,000	\$6,750,000	\$0	\$0
		STP_BRIDGE		\$0	\$1	\$0	\$0	\$0	\$0	\$1	\$1	\$0	\$0
		Total		\$3,402,000	\$41,598,001	\$0	\$0	\$0	\$0	\$45,000,001	\$43,493,676	\$1,278,409	\$227,916
S	20122	NATIONAL ELECTRIC VEHICLE INFRASTRUCTURE PROG. (NEVI)											
		NEVI		\$0	\$6,715,914	\$0	\$0	\$0	\$0	\$6,715,914	\$5,372,731	\$1,343,183	\$0
		ST_TRANS_SOL		\$94,187	\$155,813	\$0	\$0	\$0	\$0	\$250,000	\$0	\$250,000	\$0
		Total		\$94,187	\$6,871,726	\$0	\$0	\$0	\$0	\$6,965,914	\$5,372,731	\$1,593,183	\$0
S	20162	PUBLIC TRANSIT CAPITAL DEVELOPMENT PROGRAM											
		ST_TTIF		\$81,010	\$168,990	\$0	\$0	\$0	\$0	\$250,000	\$0	\$250,000	\$0
S	20502	STATE PARK ACCESS PROGRAM											
		ST_PARK_LEG		\$0	\$4,500,000	\$0	\$0	\$0	\$0	\$4,500,000	\$0	\$4,500,000	\$0
	19196	AIRPORT CONCEPT											

Region & County

Many of these projects will reside within the Wasatch Front Regional Council (WFRC) area but all projects are listed in the TIP for reference and program management.





DRAFT

DRAFT STIP approved for Public Comment

UDOT electronic Program Management Statewide Transportation Improvement Program



STIP 2023-2028

epm345_stip_report (Rev 2179)

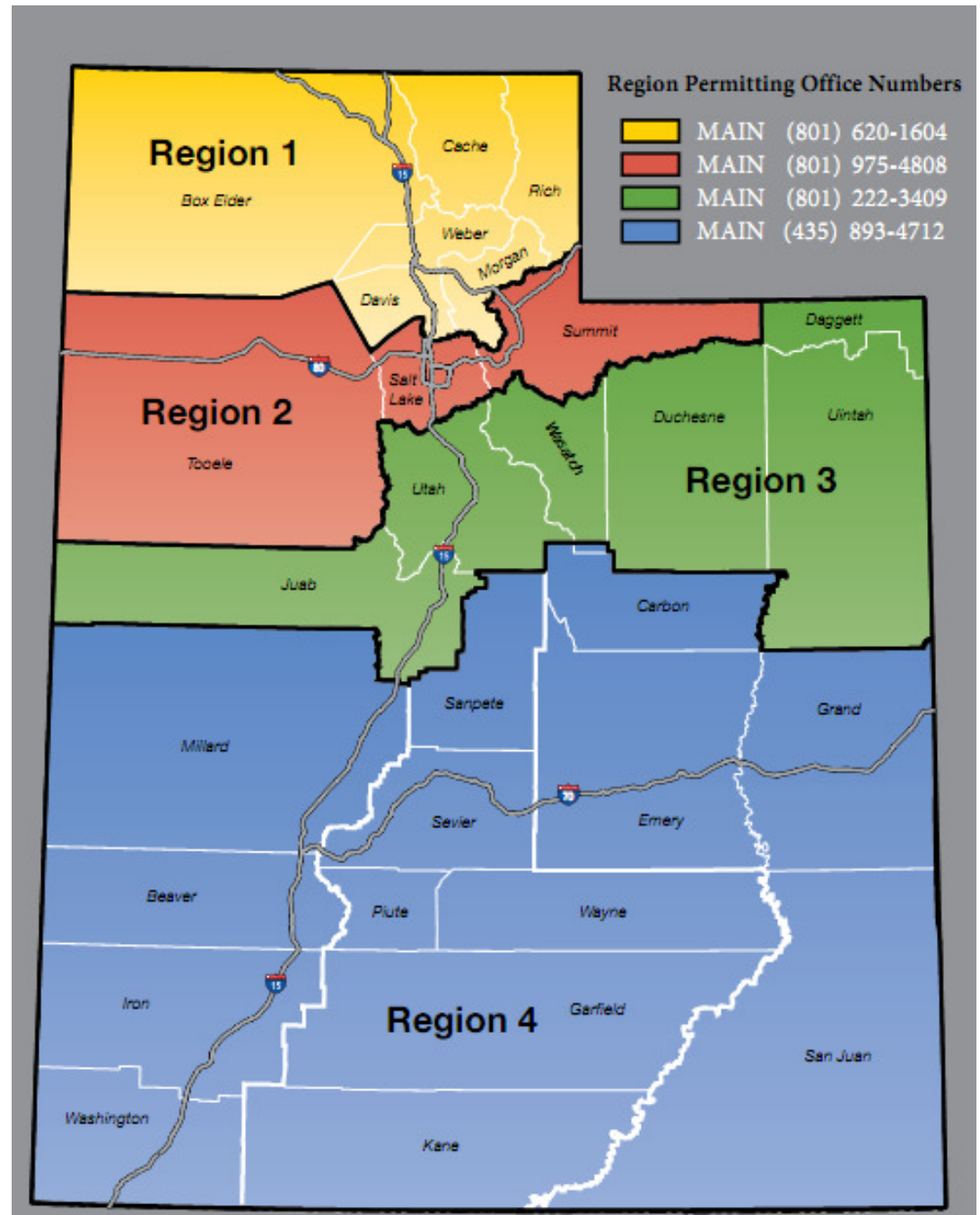
Report Run on: Aug 30, 2022, 09:03 A.M.

Region	PIN	Program Description	Fund	Prior	2023	2024	2025	2026	CD	Total	Fed Aid	State	Other
Region County Programs													
1	5981	REGION ONE COMMUTER LINK PROGRAM											
		CMAQ_PM2.5		\$450,000	\$75,000	\$0	\$0	\$0	\$0	\$525,000	\$489,458	\$35,543	\$0
		CMAQ_WFRC		\$6,824,914	\$0	\$0	\$0	\$0	\$760,828	\$7,585,742	\$7,072,187	\$513,555	\$0
		Total		\$7,274,914	\$75,000	\$0	\$0	\$0	\$760,828	\$8,110,742	\$7,561,645	\$549,097	\$0
2	5996	ITS - REGION TWO COMMUTER LINK											
		CMAQ_PM2.5		\$739,907	\$0	\$0	\$0	\$0	\$0	\$739,907	\$689,815	\$50,092	\$0
		CMAQ_WFRC		\$6,038,712	\$1,555,057	\$0	\$0	\$0	\$0	\$7,593,769	\$7,079,671	\$514,098	\$0
		FA_SHRP2		\$139,288	\$0	\$0	\$0	\$0	\$0	\$139,288	\$139,288	\$0	\$0
		HSIP		\$50,000	\$0	\$0	\$0	\$0	\$0	\$50,000	\$46,615	\$3,385	\$0
		OTHER		\$34,139	\$115,994	\$0	\$0	\$0	\$0	\$150,133	\$0	\$0	\$150,133
		ST_ATMS		\$61,488	\$188,512	\$0	\$0	\$0	\$0	\$250,000	\$0	\$250,000	\$0
		ST_PVMT		\$0	\$6,000	\$0	\$0	\$0	\$0	\$6,000	\$0	\$6,000	\$0
		Total		\$7,063,534	\$1,865,563	\$0	\$0	\$0	\$0	\$8,929,097	\$7,955,389	\$823,575	\$150,133
3	5999	REGION THREE COMMUTER LINK - EXPANSION HARDWARE											
		CMAQ_MAG		\$0	\$78,159	\$0	\$0	\$0	\$0	\$78,159	\$72,868	\$5,291	\$0
		Total		\$0	\$78,159	\$0	\$0	\$0	\$0	\$78,159	\$72,868	\$5,291	\$0

Statewide

Projects that are included in programs often cross city and county lines and as a result, frequently include projects within the boundaries of one or more of the Metropolitan Planning Organizations (MPO).

The “Statewide County Projects” will identify projects and programs in each of the UDOT Regions across the state, but for programming and information purposes, they are listed all together.





DRAFT

DRAFT STIP approved for Public Comment

UDOT electronic Program Management Statewide Transportation Improvement Program



STIP 2023-2028

Report Run on: Aug 30, 2022, 09:03 A.M.

epm345_stip_report (Rev 2179)

Region	PIN	Program Description	Fund	Prior	2023	2024	2025	2026	CD	Total	Fed Aid	State	Other
Statewide County Programs													
9	5954	STATEWIDE ITS EXPANSION PROGRAM											
		STP_FLX_ST		\$3,000,000	\$0	\$0	\$0	\$0	\$0	\$3,000,000	\$2,796,900	\$203,100	\$0
		ST_ATMS		\$2,529,519	\$73,381	\$0	\$0	\$0	\$0	\$2,602,899	\$0	\$2,602,899	\$0
		ST_ATMS_AM		\$5,740,078	\$190,835	\$0	\$0	\$0	\$0	\$5,930,914	\$0	\$5,930,914	\$0
		ST_CAV		\$70,000	\$0	\$0	\$0	\$0	\$0	\$70,000	\$0	\$70,000	\$0
		ST_CONT_R2		\$45,000	\$0	\$0	\$0	\$0	\$0	\$45,000	\$0	\$45,000	\$0
		ST_ITS		\$73,322	\$37,877	\$0	\$0	\$0	\$0	\$111,199	\$0	\$111,199	\$0
		ST_LIGHTING		\$80,000	\$0	\$0	\$0	\$0	\$0	\$80,000	\$0	\$80,000	\$0
		ST_SIGNL_M&O		\$0	\$125,000	\$0	\$0	\$0	\$0	\$125,000	\$0	\$125,000	\$0
		ST_TRANS_SOL		\$1,596,784	\$603,216	\$0	\$0	\$0	\$0	\$2,200,000	\$0	\$2,200,000	\$0
		Total		\$13,134,703	\$1,030,309	\$0	\$0	\$0	\$0	\$14,165,012	\$2,796,900	\$11,368,112	\$0
B	6019	HIGHWAY SAFETY IMPROVEMENT PROGRAM - (HSIP)											
		CMAQ_MAG		\$722,650	\$552,350	\$0	\$0	\$0	\$0	\$1,275,000	\$1,188,683	\$86,318	\$0
		EM_RPF1@93.2		\$2,059,378	\$128,381	\$0	\$0	\$0	\$0	\$2,187,759	\$2,039,648	\$148,111	\$0
		HSIP		\$58,635,223	\$21,733,749	\$27,240,000	\$24,540,000	\$0	\$0	\$132,148,972	\$123,202,487	\$8,946,485	\$0
		HSIP_100%		\$256,546	\$0	\$0	\$0	\$0	\$0	\$256,546	\$256,546	\$0	\$0
		HSIP_FLEX		\$700,000	\$2,882,979	\$2,882,979	\$2,882,979	\$0	\$0	\$9,348,936	\$8,716,013	\$632,923	\$0
		HSIP_HRRR		\$60,196	\$0	\$0	\$0	\$0	\$0	\$60,196	\$56,121	\$4,075	\$0
		HSIP_HRRR_SR		\$2,934,428	\$0	\$0	\$0	\$0	\$0	\$2,934,428	\$2,735,767	\$198,661	\$0
		HSIP_VRU		\$0	\$2,634,000	\$4,060,000	\$0	\$0	\$0	\$6,694,000	\$6,240,816	\$453,184	\$0
		LOCAL_GOV		\$304,661	\$1,851,339	\$0	\$0	\$0	\$0	\$2,156,000	\$0	\$0	\$2,156,000
		L_BETTERMENT		\$147,941	\$185	\$0	\$0	\$0	\$0	\$148,126	\$0	\$0	\$148,126
		NHPP_IM		\$50,000	\$0	\$0	\$0	\$0	\$0	\$50,000	\$47,090	\$2,910	\$0
		NHPP_NHS		\$1,914,904	\$85,096	\$0	\$0	\$0	\$0	\$2,000,000	\$1,864,600	\$135,400	\$0
		SEC154_HSIP		\$38,254	\$0	\$0	\$0	\$0	\$0	\$38,254	\$35,665	\$2,590	\$0
		SEC164_HSIP		\$282,467	\$0	\$0	\$0	\$0	\$0	\$282,467	\$263,344	\$19,123	\$0
		STP_FLX_ST		\$170,644	\$45,556	\$0	\$0	\$0	\$0	\$216,200	\$201,563	\$14,637	\$0
		STP_UB_P/O_U		\$0	\$225,001	\$0	\$0	\$0	\$0	\$225,001	\$209,768	\$15,233	\$0
		ST_APPROP		\$0	\$397	\$0	\$0	\$0	\$0	\$397	\$0	\$397	\$0
		ST_ATMS		\$0	\$50,000	\$0	\$0	\$0	\$0	\$50,000	\$0	\$50,000	\$0
		ST_CONT_R1		\$58,712	\$95,888	\$0	\$0	\$0	\$0	\$154,600	\$0	\$154,600	\$0
		ST_ITS		\$99,417	\$200,583	\$0	\$0	\$0	\$0	\$300,000	\$0	\$300,000	\$0
		ST_PVMT		\$341,919	\$0	\$0	\$0	\$0	\$0	\$341,919	\$0	\$341,919	\$0
		ST_PVMT_LV2		\$644,596	\$2,642,071	\$0	\$0	\$0	\$0	\$3,286,667	\$0	\$3,286,667	\$0
		ST_SIGNALS		\$0	\$275,000	\$0	\$0	\$0	\$0	\$275,000	\$0	\$275,000	\$0
		ST_SIGNL_M&O		\$0	\$400,000	\$0	\$0	\$0	\$0	\$400,000	\$0	\$400,000	\$0
		ST_TOLL_CR		\$0	\$18,629	\$0	\$0	\$0	\$0	\$18,629	\$0	\$18,629	\$0
		ST_TRANS_SOL		\$574,512	\$820,224	\$0	\$0	\$0	\$0	\$1,394,736	\$0	\$1,394,736	\$0
		Total		\$69,996,449	\$34,641,428	\$34,182,979	\$27,422,979	\$0	\$0	\$166,243,834	\$147,058,111	\$16,881,598	\$2,304,126



DRAFT

DRAFT STIP approved for Public Comment

UDOT electronic Program Management Statewide Transportation Improvement Program



STIP 2023-2028

epm345_stip_report (Rev 2179)

Report Run on: Aug 30, 2022, 09:03 A.M.

Region	PIN	Program Description	Fund	Prior	2023	2024	2025	2026	CD	Total	Fed Aid	State	Other
Statewide County Programs													
S	5775	STATEWIDE SPOT SAFETY IMPROVEMENT PROGRAM											
		ST_CONT_R1		\$175,000	\$0	\$0	\$0	\$0	\$0	\$175,000	\$0	\$175,000	\$0
		ST_SPOT_SFTY		\$435,935	\$0	\$0	\$0	\$0	\$0	\$435,935	\$0	\$435,935	\$0
		ST_T&S_FUND		\$388,171	\$0	\$0	\$0	\$0	\$0	\$388,171	\$0	\$388,171	\$0
		Total		\$999,106	\$0	\$0	\$0	\$0	\$0	\$999,106	\$0	\$999,106	\$0
S	5925	2007- 2009 STATEWIDE CORRIDOR STUDIES / CEVP PROGRAM											
		ST_CORR_C EVP		\$0	\$350,068	\$0	\$0	\$0	\$0	\$350,068	\$0	\$350,068	\$0
		ST_GF_OTHER		\$0	\$9,609	\$0	\$0	\$0	\$0	\$9,609	\$0	\$9,609	\$0
		Total		\$0	\$359,677	\$0	\$0	\$0	\$0	\$359,677	\$0	\$359,677	\$0
S	5928	2009 PAVEMENT PRESERVATION PROGRAM											
		L_BETTERMENT		\$43,900	\$0	\$0	\$0	\$0	\$0	\$43,900	\$0	\$0	\$43,900
		ST_FLX_ST		\$250,000	\$0	\$0	\$0	\$0	\$0	\$250,000	\$233,075	\$16,925	\$0
		ST_BRIDGE		\$500,000	\$0	\$0	\$0	\$0	\$0	\$500,000	\$0	\$500,000	\$0
		ST_PVMT		\$957,985	\$0	\$0	\$0	\$0	\$0	\$957,985	\$0	\$957,985	\$0
		Total		\$1,751,885	\$0	\$0	\$0	\$0	\$0	\$1,751,885	\$233,075	\$1,474,910	\$43,900
S	5930	STATEWIDE MAINTENANCE SPOT IMPROVEMENTS PROGRAM											
		ST_SPOT_MNT		\$30,036	\$663,236	\$0	\$0	\$0	\$0	\$693,272	\$0	\$693,272	\$0
		Total		\$30,036	\$663,236	\$0	\$0	\$0	\$0	\$693,272	\$0	\$693,272	\$0
S	5947	STATEWIDE SAFE SIDEWALK & ADA INSTALLATION PROGRAM											
		L_PASS_MATCH		\$0	\$1,001,508	\$0	\$0	\$0	\$0	\$1,001,508	\$0	\$0	\$1,001,508
		ST_ADA_RAMPS		\$0	\$23,671	\$0	\$0	\$0	\$0	\$23,671	\$0	\$23,671	\$0
		ST_CONT_R1		\$0	\$141,047	\$0	\$0	\$0	\$0	\$141,047	\$0	\$141,047	\$0
		ST_CONT_R3		\$0	\$15,368	\$0	\$0	\$0	\$0	\$15,368	\$0	\$15,368	\$0
		ST_LIGHTING		\$6,000	\$0	\$0	\$0	\$0	\$0	\$6,000	\$0	\$6,000	\$0
		ST_SAFE_SIDE		\$1,039,856	\$2,226,707	\$0	\$0	\$0	\$0	\$3,266,562	\$0	\$3,266,562	\$0
		Total		\$1,045,856	\$3,408,301	\$0	\$0	\$0	\$0	\$4,454,156	\$0	\$3,452,648	\$1,001,508



DRAFT

DRAFT STIP approved for Public Comment

UDOT electronic Program Management Statewide Transportation Improvement Program



STIP 2023-2028

Report Run on: Aug 30, 2022, 09:03 A.M.

epm345_stip_report (Rev 2179)

Region	PIN	Program Description	Fund	Prior	2023	2024	2025	2026	CD	Total	Fed Aid	State	Other
Statewide County Programs													
S	5952	STATEWIDE TRAFFIC SIGNALS NEW CONSTRUCTION											
		LOCAL_GOV		\$31,700	\$1,125,000	\$0	\$0	\$0	\$0	\$1,156,700	\$0	\$0	\$1,156,700
		L_BETTERMENT		\$341,765	\$463,375	\$0	\$0	\$0	\$0	\$805,140	\$0	\$0	\$805,140
		ST_APPROP		\$12,329	\$11,294	\$0	\$0	\$0	\$0	\$23,623	\$0	\$23,623	\$0
		ST_CONT_R1		\$130,000	\$0	\$0	\$0	\$0	\$0	\$130,000	\$0	\$130,000	\$0
		ST_CONT_R3		\$298,073	\$371,927	\$0	\$0	\$0	\$0	\$670,000	\$0	\$670,000	\$0
		ST_CONT_R4		\$55,000	\$0	\$0	\$0	\$0	\$0	\$55,000	\$0	\$55,000	\$0
		ST_EXCH_MAG		\$0	\$25,000	\$0	\$0	\$0	\$0	\$25,000	\$0	\$25,000	\$0
		ST_PVMT		\$162,000	\$0	\$0	\$0	\$0	\$0	\$162,000	\$0	\$162,000	\$0
		ST_PVMT_LV2		\$0	\$125,000	\$0	\$0	\$0	\$0	\$125,000	\$0	\$125,000	\$0
		ST_SIGNALS		\$21,063,913	\$19,301,834	\$0	\$0	\$0	\$0	\$40,365,747	\$0	\$40,365,747	\$0
		ST_SIGNL_M&O		\$3,767,765	\$6,146,835	\$0	\$0	\$0	\$0	\$9,914,601	\$0	\$9,914,601	\$0
		ST_TRANS_SOL		\$734,584	\$958,416	\$0	\$0	\$0	\$0	\$1,693,000	\$0	\$1,693,000	\$0
		Total		\$26,597,129	\$28,528,680	\$0	\$0	\$0	\$0	\$55,125,810	\$0	\$53,163,970	\$1,961,840
S	6025	NATIONAL RECREATIONAL TRAILS PROGRAM											
		NRT		\$0	\$7,050,698	\$0	\$0	\$0	\$0	\$7,050,698	\$7,050,698	\$0	\$0
		ST_MATCH		\$0	\$17,934,159	\$0	\$0	\$0	\$0	\$17,934,159	\$0	\$17,934,159	\$0
		Total		\$0	\$24,984,857	\$0	\$0	\$0	\$0	\$24,984,857	\$7,050,698	\$17,934,159	\$0
S	6064	RAILROAD CROSSING PROGRAM											
		CMAQ_MAG		\$250,000	\$456,000	\$0	\$0	\$0	\$0	\$706,000	\$658,204	\$47,796	\$0
		HSIP		\$283,183	\$16,817	\$0	\$0	\$0	\$0	\$300,000	\$279,690	\$20,310	\$0
		LOCAL_GOV		\$0	\$160,990	\$0	\$0	\$0	\$0	\$160,990	\$0	\$0	\$160,990
		R/H_DEVIC90S		\$4,982,972	\$815,845	\$0	\$0	\$0	\$0	\$5,798,817	\$5,218,936	\$579,882	\$0
		R/H_DEVICS90		\$1,100,430	\$35,000	\$0	\$0	\$0	\$0	\$1,135,430	\$1,021,887	\$113,543	\$0
		R/H_HZ_EL90S		\$3,804,575	\$10,554	\$0	\$0	\$0	\$0	\$3,815,129	\$3,433,616	\$381,513	\$0
		R/H_HZ_ELM1		\$466,664	\$1,660,902	\$1,903,998	\$0	\$0	\$0	\$4,031,564	\$4,031,564	\$0	\$0
		R/H_HZ_ELM90		\$1,513,035	\$5,855	\$0	\$0	\$0	\$0	\$1,518,890	\$1,367,001	\$151,889	\$0
		ST_CONT_R1		\$5,560	\$0	\$0	\$0	\$0	\$0	\$5,560	\$0	\$5,560	\$0
		ST_CONT_R3		\$0	\$200,000	\$0	\$0	\$0	\$0	\$200,000	\$0	\$200,000	\$0
		ST_MATCH		\$0	\$134	\$0	\$0	\$0	\$0	\$134	\$0	\$134	\$0
		ST_PVMT		\$7,782	\$156,601	\$0	\$0	\$0	\$0	\$164,383	\$0	\$164,383	\$0
		Total		\$12,414,201	\$3,518,699	\$1,903,998	\$0	\$0	\$0	\$17,836,898	\$16,010,898	\$1,665,011	\$160,990
S	6129	STATEWIDE SMALL AREA LIGHTING											
		ST_LIGHTING		\$300,530	\$70,669	\$0	\$0	\$0	\$0	\$371,199	\$0	\$371,199	\$0
		Total		\$300,530	\$70,669	\$0	\$0	\$0	\$0	\$371,199	\$0	\$371,199	\$0



DRAFT

DRAFT STIP approved for Public Comment

UDOT electronic Program Management Statewide Transportation Improvement Program



STIP 2023-2028

Report Run on: Aug 30, 2022, 09:03 A.M.

epm345_stip_report (Rev 2179)

Region	PIN	Program Description	Fund	Prior	2023	2024	2025	2026	CD	Total	Fed Aid	State	Other
Statewide County Programs													
S	6212	STATEWIDE SAFE ROUTES TO SCHOOL PROGRAM											
		LOCAL_GOV		\$72,192	\$67,808	\$0	\$0	\$0	\$0	\$140,000	\$0	\$0	\$140,000
		L_BETTERMENT		\$3,203	\$1,629	\$0	\$0	\$0	\$0	\$4,831	\$0	\$0	\$4,831
		ST_CONT_R1		\$36,000	\$0	\$0	\$0	\$0	\$0	\$36,000	\$0	\$36,000	\$0
		ST_CONT_R2		\$36,000	\$0	\$0	\$0	\$0	\$0	\$36,000	\$0	\$36,000	\$0
		ST_CONT_R3		\$30,000	\$0	\$0	\$0	\$0	\$0	\$30,000	\$0	\$30,000	\$0
		ST_PVMT		\$1,569,545	\$3,760,768	\$1,360,000	\$0	\$0	\$0	\$6,690,314	\$0	\$6,690,314	\$0
		TAP_FLEX		\$295,000	\$397,077	\$0	\$0	\$0	\$0	\$692,077	\$645,223	\$0	\$46,854
		TAP_SU_CMPO		\$0	\$18,369	\$0	\$0	\$0	\$0	\$18,369	\$17,126	\$1,244	\$0
		Total		\$2,041,939	\$4,245,651	\$1,360,000	\$0	\$0	\$0	\$7,647,591	\$662,349	\$6,793,557	\$191,685
S	6672	STATEWIDE HIGHWAY JURISDICTIONAL TRANSFERS PROGRAM											
		ST_HWY_TRNSF		\$0	\$2,093,567	\$0	\$0	\$0	\$0	\$2,093,567	\$0	\$2,093,567	\$0
		ST_TIF		\$504,720	\$3,495,280	\$0	\$0	\$0	\$0	\$4,000,000	\$0	\$4,000,000	\$0
		Total		\$504,720	\$5,588,847	\$0	\$0	\$0	\$0	\$6,093,567	\$0	\$6,093,567	\$0
S	6850	STATEWIDE; BRIDGE PROGRAM UNSPENT FUNDS											
		NHPP_BR		\$0	\$391,792	\$0	\$0	\$0	\$0	\$391,792	\$365,267	\$26,524	\$0
		STP_BRIDGE		\$0	\$73	\$0	\$0	\$0	\$0	\$73	\$68	\$5	\$0
		ST_BRIDGE		\$1,581,226	\$2,166,427	\$0	\$0	\$0	\$0	\$3,747,652	\$0	\$3,747,652	\$0
		Total		\$1,581,226	\$2,558,291	\$0	\$0	\$0	\$0	\$4,139,517	\$365,335	\$3,774,182	\$0
S	7231	STATEWIDE BRIDGE COLLISION REPAIR PROJECTS											
		ST_APPROP		\$12,849	\$12,849	\$0	\$0	\$0	\$0	\$25,698	\$0	\$25,698	\$0
		ST_BRIDGE		\$524,727	\$555,055	\$0	\$0	\$0	\$0	\$1,079,782	\$0	\$1,079,782	\$0
		ST_INS-RECOV		\$1,358,207	\$2,716,793	\$0	\$0	\$0	\$0	\$4,075,000	\$0	\$4,075,000	\$0
		Total		\$1,895,784	\$3,284,696	\$0	\$0	\$0	\$0	\$5,180,480	\$0	\$5,180,480	\$0
S	7496	SCENIC BYWAYS PROGRAM AWARDS											
		BYWAYS		\$0	\$69,000	\$0	\$0	\$0	\$0	\$69,000	\$55,200	\$0	\$13,800
		Total		\$0	\$69,000	\$0	\$0	\$0	\$0	\$69,000	\$55,200	\$0	\$13,800



DRAFT

DRAFT STIP approved for Public Comment

UDOT electronic Program Management Statewide Transportation Improvement Program



STIP 2023-2028

epm345_stip_report (Rev 2179)

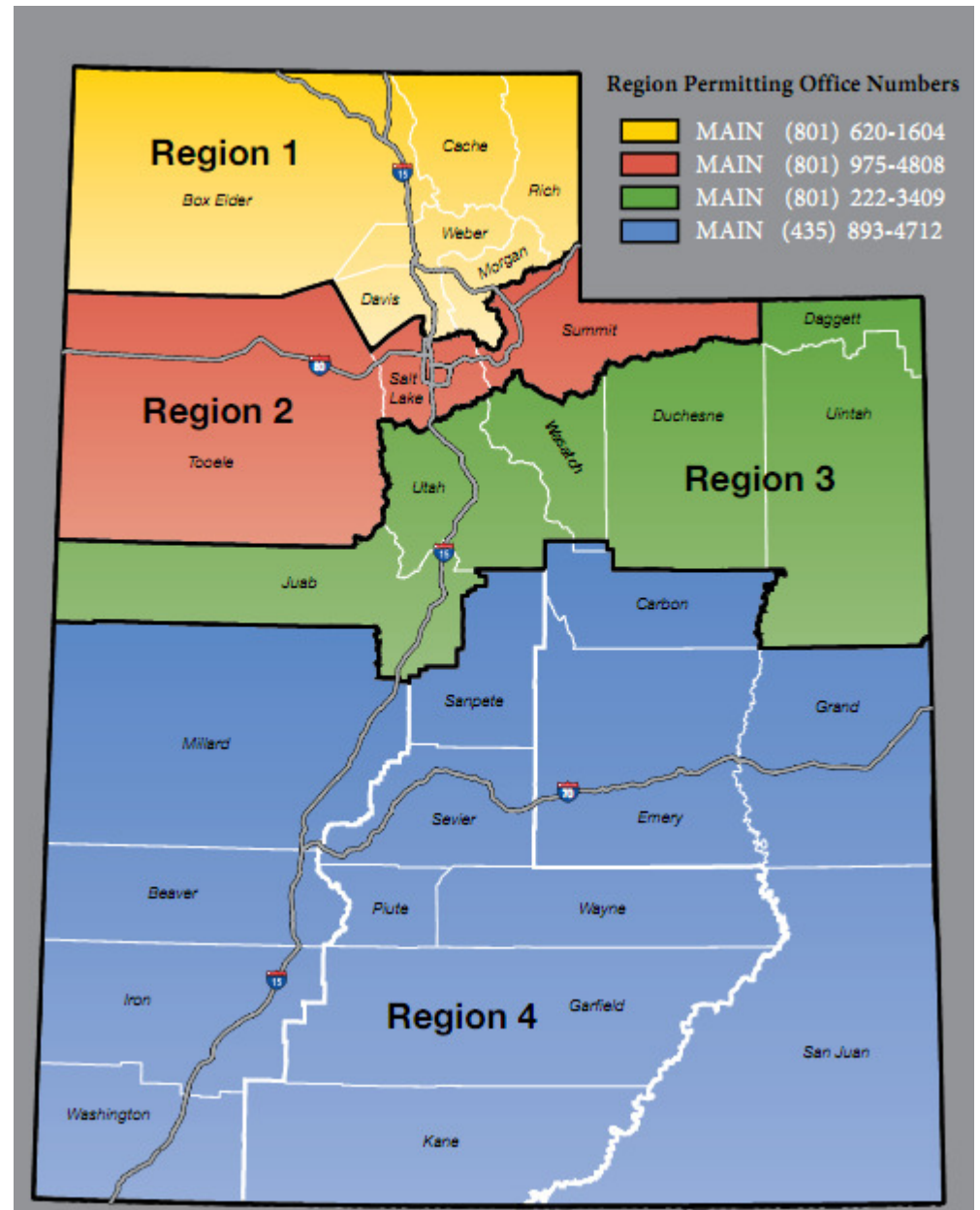
Report Run on: Aug 30, 2022, 09:03 A.M.

Region	PIN	Program Description	Fund	Prior	2023	2024	2025	2026	CD	Total	Fed Aid	State	Other
Statewide County Programs													
S	8922	PUBLIC RELATIONS PROGRAM											
		ST_CONT_PG		\$150,000	\$0	\$0	\$0	\$0	\$0	\$150,000	\$0	\$150,000	\$0
		ST_CONT_R1		\$65,000	\$0	\$0	\$0	\$0	\$0	\$65,000	\$0	\$65,000	\$0
		ST_CONT_R2		\$60,000	\$0	\$0	\$0	\$0	\$0	\$60,000	\$0	\$60,000	\$0
		ST_CONT_R3		\$60,000	\$0	\$0	\$0	\$0	\$0	\$60,000	\$0	\$60,000	\$0
		ST_CONT_R4		\$60,000	\$0	\$0	\$0	\$0	\$0	\$60,000	\$0	\$60,000	\$0
		ST_KW_KW_C		\$600,000	\$0	\$0	\$0	\$0	\$0	\$600,000	\$0	\$600,000	\$0
		ST_PR		\$7,580,346	\$689,322	\$0	\$0	\$0	\$0	\$8,269,667	\$0	\$8,269,667	\$0
		ST_TRANS_SOL		\$34,220	\$0	\$0	\$0	\$0	\$0	\$34,220	\$0	\$34,220	\$0
		Total		\$8,609,565	\$689,322	\$0	\$0	\$0	\$0	\$9,298,887	\$0	\$9,298,887	\$0

Various

Projects that are included in “Various Projects” often cross city and county lines and as a result, frequently include projects within the boundaries of one or more of the Metropolitan Planning Organization (MPO).

The “Various Projects” will identify projects and programs in each of the UDOT Regions across the state, but for programming and information are listed all together.





DRAFT

DRAFT STIP approved for Public Comment

UDOT electronic Program Management

Statewide Transportation Improvement Program



STIP 2023-2028

Report Run on: Aug 30, 2022, 09:03 A.M.

epm345_stip_report (Rev 2179)

Region	PIN	Program Description	Fund	Prior	2023	2024	2025	2026	CD	Total	Fed Aid	State	Other
Various County Programs													
1	5599	Region One Contingency Funds											
		ST_CONST		\$930,000	\$0	\$0	\$0	\$0	\$0	\$930,000	\$0	\$930,000	\$0
		ST_CONT_R1		\$2,633,849	\$5,016,786	\$1,500,000	\$0	\$0	\$0	\$9,150,635	\$0	\$9,150,635	\$0
		ST_CONT_R2		\$50,000	\$0	\$0	\$0	\$0	\$0	\$50,000	\$0	\$50,000	\$0
		ST_TIF		\$840,931	\$213,721	\$0	\$0	\$0	\$0	\$1,054,651	\$0	\$1,054,651	\$0
		Total		\$4,454,780	\$5,230,507	\$1,500,000	\$0	\$0	\$0	\$11,185,286	\$0	\$11,185,286	\$0
2	5589	Region Two Contingency Funds											
		LOCAL_GOV		\$247,860	\$76,298	\$0	\$0	\$0	\$0	\$324,159	\$0	\$0	\$324,159
		OTHER		\$21,000	\$29,000	\$0	\$0	\$0	\$0	\$50,000	\$0	\$0	\$50,000
		OTHER_STATE		\$73,479	\$502,142	\$0	\$0	\$0	\$0	\$575,621	\$0	\$575,621	\$0
		ST_CONST		\$23	\$79,631	\$0	\$0	\$0	\$0	\$79,654	\$0	\$79,654	\$0
		ST_CONT_R2		\$2,075,783	\$3,727,664	\$0	\$0	\$0	\$0	\$5,803,448	\$0	\$5,803,448	\$0
		ST_CONT_R3		\$30,000	\$23,000	\$0	\$0	\$0	\$0	\$53,000	\$0	\$53,000	\$0
		ST_GF_TPA		\$74,095	\$18,905	\$0	\$0	\$0	\$0	\$93,000	\$0	\$93,000	\$0
		ST_SPOT_MNT		\$6,000	\$0	\$0	\$0	\$0	\$0	\$6,000	\$0	\$6,000	\$0
		ST_STUDIES		\$104,006	\$10,994	\$0	\$0	\$0	\$0	\$115,000	\$0	\$115,000	\$0
		ST_TTIF		\$0	\$30,000	\$0	\$0	\$0	\$0	\$30,000	\$0	\$30,000	\$0
		Total		\$2,632,246	\$4,497,634	\$0	\$0	\$0	\$0	\$7,129,881	\$0	\$6,755,722	\$374,159
3	5597	Region Three Contingency Funds											
		ST_APPROP		\$2,454	\$2,454	\$0	\$0	\$0	\$0	\$4,908	\$0	\$4,908	\$0
		ST_CONT_R1		\$26,000	\$0	\$0	\$0	\$0	\$0	\$26,000	\$0	\$26,000	\$0
		ST_CONT_R2		\$32,000	\$0	\$0	\$0	\$0	\$0	\$32,000	\$0	\$32,000	\$0
		ST_CONT_R3		\$1,550,474	\$3,323,384	\$0	\$0	\$0	\$0	\$4,873,858	\$0	\$4,873,858	\$0
		ST_CONT_R4		\$0	\$42,000	\$0	\$0	\$0	\$0	\$42,000	\$0	\$42,000	\$0
		ST_SIGNALS		\$561,553	\$79,447	\$0	\$0	\$0	\$0	\$641,000	\$0	\$641,000	\$0
		ST_STUDIES		\$141	\$99,859	\$0	\$0	\$0	\$0	\$100,000	\$0	\$100,000	\$0
		Total		\$2,172,622	\$3,547,144	\$0	\$0	\$0	\$0	\$5,719,767	\$0	\$5,719,767	\$0
4	5591	Region Four Contingency Funds											
		LOCAL_GOV		\$81,619	\$175,681	\$0	\$0	\$0	\$0	\$257,300	\$0	\$0	\$257,300
		OTHER_STATE		\$0	\$150,000	\$0	\$0	\$0	\$0	\$150,000	\$0	\$150,000	\$0
		ST_APPROP		\$7,387	\$0	\$0	\$0	\$0	\$0	\$7,387	\$0	\$7,387	\$0
		ST_CONT_R4		\$2,609,341	\$3,501,226	\$0	\$0	\$0	\$0	\$6,110,567	\$0	\$6,110,567	\$0
		ST_GF_TPA		\$764	\$69,158	\$0	\$0	\$0	\$0	\$69,922	\$0	\$69,922	\$0
		Total		\$2,699,110	\$3,896,065	\$0	\$0	\$0	\$0	\$6,595,175	\$0	\$6,337,875	\$257,300



DRAFT

DRAFT STIP approved for Public Comment

UDOT electronic Program Management Statewide Transportation Improvement Program



STIP 2023-2028

epm345_stip_report (Rev 2179)

Report Run on: Aug 30, 2022, 09:03 A.M.

Region	PIN	Program Description	Fund	Prior	2023	2024	2025	2026	CD	Total	Fed Aid	State	Other
Various County Programs													
S	6062	PROGRAMMING DIRECTOR CONTINGENCY FUNDS											
		ST_CLS_ADJ		\$0	\$102,991	\$0	\$0	\$0	\$0	\$102,991	\$0	\$102,991	\$0
		ST_CONT_PG		\$540,004	\$2,354,204	\$0	\$0	\$0	\$0	\$2,894,208	\$0	\$2,894,208	\$0
		ST_CONT_R1		\$90,000	\$50,000	\$0	\$0	\$0	\$0	\$140,000	\$0	\$140,000	\$0
		ST_CONT_R2		\$103,024	\$191,976	\$0	\$0	\$0	\$0	\$295,000	\$0	\$295,000	\$0
		ST_CONT_R3		\$0	\$190,000	\$0	\$0	\$0	\$0	\$190,000	\$0	\$190,000	\$0
		ST_CONT_R4		\$2,839	\$22,161	\$0	\$0	\$0	\$0	\$25,000	\$0	\$25,000	\$0
		ST_STLMNT		\$475,000	\$0	\$0	\$0	\$0	\$0	\$475,000	\$0	\$475,000	\$0
		ST_TIF_EXCH		\$0	\$0	\$0	\$0	\$0	\$0	\$0	\$0	\$0	\$0
		Total		\$1,210,867	\$2,911,332	\$0	\$0	\$0	\$0	\$4,122,200	\$0	\$4,122,200	\$0

Transit

The Federal Transit Administration coordinates with the Utah Transportation Department (UDOT), the Utah Transit Authority (UTA), and a few smaller transit agencies within the State. UTA and UDOT coordinate with WFRC to program these funds within the Wasatch Front Region.



2023 – 2028

Transportation Improvement Program (TIP)

Transit Administration Funds

Public Transit Program

Federal Transit Administration (FTA)

Section 5307 – Urbanized Area Formula

Section 5309 – Capital Investment Program – New Starts

Section 5337 – Capital Investment Program – State of Good Repair

Section 5339 – Capital Investment Program – Bus & Bus Facilities

Section 5310 – Elderly Persons and Persons with Disabilities

Capital Investment Program – Discretionary Grants

Capital Investment Program – Local Funds

2023 – 2028 Transportation Improvement Program (TIP)

SALT LAKE/WEST VALLEY – OGDEN/ LAYTON TRANSPORTATION IMPROVEMENT PROGRAM										
PUBLIC TRANSIT PROGRAM										
Grantee	Project Description	Estimated Total Project Cost	Local Share of Project	ESTIMATED 5307 Funds Obligated in FY 2021	Estimated Federal Share and Phasing					
					(Fiscal Year)					
					2022	2023	2024	2025	2026	2027
SALT LAKE/WEST VALLEY URBANIZED AREA FORMULA - SECTION 5307										
UTA	Capital Items From UTA 5-Year Budg. https://www.rideuta.com/About-UT A-Reports-and-Documents	52,418,739	10,483,748	27,678,035	14,256,956					
UTA	Preventive Maintenance of Buses, Rail Vehicles and Facilities	171,804,104	34,360,821		13,697,860	24,259,028	24,501,618	24,746,634	24,994,101	25,244,042
UTA	ADA Operating Assistance for Paratransit Service	38,670,445	7,734,089			6,064,757	6,125,405	6,186,659	6,248,525	6,311,010
TOTAL: SALT LAKE/WEST VALLEY URBANIZED AREA FORMULA - SECTION 5307		262,893,287	52,578,657	27,678,035	27,954,815	30,323,785	30,627,023	30,933,293	31,242,626	31,555,052
OGDEN/ LAYTON URBANIZED AREA FORMULA - SECTION 5307										
UTA	Capital Items From UTA 5-Year Budg. https://www.rideuta.com/About-UT A-Reports-and-Documents	24,819,912	4,963,982	13,105,359	6,750,570					
UTA	Preventive Maintenance of Buses, Rail Vehicles and Facilities	78,695,119	15,739,024		6,485,842	11,070,417	11,181,121	11,292,932	11,405,862	11,519,920
UTA	ADA Operating Assistance for Paratransit Services	17,646,953	3,529,391			2,767,604	2,795,280	2,823,233	2,851,465	2,879,980
TOTAL: OGDEN/ LAYTON URBANIZED AREA FORMULA - SECTION 5307		121,161,984	24,232,397	13,105,359	13,236,413	13,838,021	13,976,401	14,116,165	14,257,327	14,399,900
Grantee	Project Description	Estimated Total Project Cost	Local Share of Project	ESTIMATED 5307 Related LOCAL Funds Obligated in FY 2021	Estimated Planned LOCAL Amount and Phasing					
					(Fiscal Year)					
					2022	2023	2024	2025	2026	2027
SALT LAKE/WEST VALLEY URBANIZED AREA FORMULA - SECTION 5307 RELATED LOCALLY FUNDED										
UTA	LOCALLY FUNDED Security Equipment	2,628,932	2,628,932	345,975	349,435	379,047	382,838	386,666	390,533	394,438
OGDEN/LAYTON URBANIZED AREA FORMULA - SECTION 5307 RELATED LOCALLY FUNDED										
UTA	LOCALLY FUNDED Security Equipment	1,211,620	1,211,620	163,817	165,455	172,975	174,705	176,452	178,217	179,999

2023 – 2028 Transportation Improvement Program (TIP)

SALT LAKE/WEST VALLEY – OGDEN/ LAYTON TRANSPORTATION IMPROVEMENT PROGRAM

PUBLIC TRANSIT PROGRAM

Sponsor	Project Description	Fund Source (FTA Section)	Total Obligated and Planned Funding	Funds Obligated Through FY 2021	Estimated Funding and Phasing (Fiscal Year)					
					2022	2023	2024	2025	2026	2027
CAPITAL INVESTMENT PROGRAM - SECTION 5309 SMALL STARTS										
UTA	Ogden - WSU BRT - PIN 16934	5309 Small Starts	78,322,872	42,000,000	30,000,000	6,322,872				
	Ogden - WSU BRT - PIN 16934 Construction	CMAQ_PM2.5	3,250,000	3,250,000						
	Ogden - WSU BRT - PIN 16934 Construction	STP_URB-O/L	1,750,000	1,750,000						
	Ogden - WSU BRT - PIN 15906 Design	STP_URB-O/L	1,500,000	1,500,000						
	Ogden - WSU BRT - PIN 14846	CMAQ_PM2.5	1,000,000	1,000,000						
	Ogden - WSU BRT - PIN 18829 On-Route Charging Infrastructure	CMAQ_PM2.5	1,398,450		1,398,450					
	Ogden - WSU BRT - PIN 18855	UDOT TTIF	4,000,000		4,000,000					
	Ogden - WSU BRT Donated ROW	Donated ROW	4,570,000	4,570,000						
	Ogden - WSU BRT Other Local Match	UTA, Rocky Mt. Power, Weber Co. Ogden City	24,705,404	12,355,404	8,250,000	4,100,000				
	Ogden - WSU BRT Project Totals		120,496,726	66,425,404	43,648,450	10,422,872	-	-	-	-
	Mid-Valley BRT - Funding Yr TBD	5309 Small Starts	64,550,000						64,550,000	
	Mid-Valley BRT - PIN 17842	CMAQ_PM2.5	2,000,000				2,000,000			
	Mid-Valley BRT - PIN 17842	ST_TTIF	22,800,000		22,800,000					
	Mid-Valley BRT - Donated ROW	Donated ROW	4,650,000						4,650,000	
	Mid-Valley BRT - All Other Local	UT Legisl. Funds	11,000,000						11,000,000	
	Mid-Valley BRT Project Totals		105,000,000	-	22,800,000	-	2,000,000	-	80,200,000	-
TOTAL: SALT LAKE/WEST VALLEY and OGDEN/ LAYTON URBANIZED AREAS CAPITAL INVESTMENT PROGRAM - SECTION 5309 NEW STARTS			225,496,726	66,425,404	66,448,450	10,422,872	2,000,000	-	80,200,000	-

2023 – 2028 Transportation Improvement Program (TIP)

SALT LAKE/WEST VALLEY – OGDEN/ LAYTON - PROVO-OREM TRANSPORTATION IMPROVEMENT PROGRAM

PUBLIC TRANSIT PROGRAM

Sponsor	Project Description	Estimated Total Project Cost	Local Share of Project	ESTIMATED 5337 Funds Obligated in FY 2021	Estimated Federal Share and Phasing					
					2022	2023	2024	2025	2026	2027
FORMULA FUNDS - SECTION 5337 STATE OF GOOD REPAIR										
UTA	High Intensity Fixed Guideway & High Intensity Motor Bus - Preventive Maintenance and State of Good Repair projects listed in the UTA 5 Yr. Budg. https://www.rideuta.com/About-UTA/UTA-Reports-and-Documents	212,120,576	42,424,115	23,524,729	23,759,976	23,997,576	24,237,552	24,479,927	24,724,727	24,971,974
TOTAL: SALT LAKE/WEST VALLEY and OGDEN/ LAYTON and PROVO-OREM URBANIZED AREAS FORMULA FUNDS - SECTION 5337 STATE OF GOOD REPAIR		212,120,576	42,424,115	23,524,729	23,759,976	23,997,576	24,237,552	24,479,927	24,724,727	24,971,974

*Section 5337 State of Good Repair money is only recieved for fixed guideway systems that have been in operation at least 7 years, and can be used for improvements on the whole system. As fixed guideways become at least 7 years old, the National Transit Database (NTD) will show that increase in fixed guideway miles. The Federal allocation formula will use those new numbers to increase allocations as UTA's rail systems meet this requirement. There is a two year lag for eligible systems to receive funds; one year for it to be reported to NTD Data and one year for it to be used as part of the federal formula.

SALT LAKE/WEST VALLEY – OGDEN/ LAYTON – PROVO/OREM TRANSPORTATION IMPROVEMENT PROGRAM

PUBLIC TRANSIT PROGRAM

Sponsor	Project Description	Estimated Total Project Cost	Local Share of Project	5339 Funds Obligated in/prior FY 2021	Estimated Phasing					
					2022	2023	2024	2025	2026	2027
FORMULA FUNDING - SECTION 5339 (a) BUS & BUS FACILITIES FORMULA										
UTA	Bus Purchases, overhauls, and bus related stop and operator relief facilities improvements.	22,049,861	4,409,972				4,344,371	4,387,815	4,431,693	4,476,010
UTA	Depot District Technology Center	see Depot District: pin 13127	see Depot District: pin 13127	see Depot District: pin 13127	see Depot District: pin 13127					
TOTAL: SALT LAKE/WEST VALLEY URBANIZED AREA FORMULA - SECTION 5339 (b)		22,049,861	4,409,972	3,452,963	3,487,493	3,522,368	3,557,591	3,593,167	3,629,099	3,665,390
FORMULA FUNDING - SECTION 5339 (b) BUS & BUS FACILITIES DISCRETIONARY										
UTA	Bus Stop Improvement and Operator Facilities	4,000,000	779,750	3,220,250			-	-	-	-
TOTAL: SALT LAKE/WEST VALLEY URBANIZED AREA FORMULA - SECTION 5339 (b)		4,000,000	779,750	3,220,250	-	-	-	-	-	-

2023 – 2028 Transportation Improvement Program (TIP)

SALT LAKE/WEST VALLEY TRANSPORTATION IMPROVEMENT PROGRAM										
PUBLIC TRANSIT PROGRAM										
Grantee	Project Description	Estimated Total Project Cost	Local Share of Project	5310 Funds Obligated in FY 2021	Estimated Federal Share and Phasing					
					2022	2023	2024	2025	2026	2027
ENHANCED MOBILITY OF SENIORS AND INDIVIDUALS WITH DISABILITIES - SECTION 5310										
UTA	Salt Lake City / West Valley City ADMINISTRATION	542,199	-	75,164	75,916	76,675	77,442	78,216	78,998	79,788
UTA	Salt Lake City / West Valley City TRADITIONAL 5310 CAPITAL (Vehicles, Mobility Management, ITS)	4,066,492	813,298	450,985	455,494	460,049	464,650	469,296	473,989	478,729
UTA	Salt Lake City / West Valley City OTHER 5310 CAPITAL (Infrastructure etc.)	338,874	67,775	37,582	37,958	38,337	38,721	39,108	39,499	39,894
UTA	Salt Lake City / West Valley City 5310 OPERATIONS	2,710,994	1,355,497	187,910	189,789	191,687	193,604	195,540	197,496	199,471
WFRC TOTAL: SALT LAKE/WEST VALLEY URBANIZED AREA - SECTION 5310 ENHANCED MOBILITY OF SENIORS AND INDIVIDUALS WITH DISABILITIES		7,658,559	2,236,570	751,641	759,157	766,749	774,416	782,161	789,982	797,882
OGDEN/ LAYTON TRANSPORTATION IMPROVEMENT PROGRAM										
PUBLIC TRANSIT PROGRAM										
Grantee	Project Description	Estimated Total Project Cost	Local Share of Project	5310 Funds Obligated in FY 2021	Estimated Federal Share and Phasing					
					2022	2023	2024	2025	2026	2027
ENHANCED MOBILITY OF SENIORS AND INDIVIDUALS WITH DISABILITIES - SECTION 5310										
UTA	Ogden / Layton ADMINISTRATION	306,896	-	42,545	42,970	43,400	43,834	44,272	44,715	45,162
UTA	Ogden / Layton TRADITIONAL 5310 CAPITAL (Vehicles, Mobility Management, ITS)	2,301,722	460,344	255,267	257,820	260,398	263,002	265,632	268,288	270,971
UTA	Ogden / Layton OTHER 5310 CAPITAL (Infrastructure etc.)	191,810	38,362	21,272	21,485	21,700	21,917	22,136	22,357	22,581
UTA	Ogden / Layton 5310 OPERATIONS	1,534,481	767,241	106,361	107,425	108,499	109,584	110,680	111,787	112,905
WFRC TOTAL: OGDEN/ LAYTON URBANIZED AREA - SECTION 5310 ENHANCED MOBILITY OF SENIORS AND INDIVIDUALS WITH DISABILITIES		4,334,910	1,265,947	425,445	429,699	433,996	438,336	442,720	447,147	451,618

2023 – 2028 Transportation Improvement Program (TIP)

SALT LAKE/WEST VALLEY – OGDEN/ LAYTON TRANSPORTATION IMPROVEMENT PROGRAM

PUBLIC TRANSIT PROGRAM

Sponsor	Year Added to TIP	Project Description	Fund Source (FTA Sec)	Estimated Total Project Cost	Local Share of Project	2021	Estimated Federal Funding and Phasing (Fiscal Year)					
							2022	2023	2024	2025	2026	2027
DISCRETIONARY GRANTS												
UTA	2021	FY 2018 Safety Research and Demonstration Program - Suicide Prevention	FTA 5312	280,000	56,000	224,000						
UTA	2021	Public Transportation COVID–19 Research Demonstration Grant Program - E-Vouchers Phase 2	FTA 5312	538,200	30,000	508,200						
UTA	2021	FY 2016 Public Transportation Innovation Program - Polarized Infrared and Optical Imaging System for Transit Infrastructure Condition Assessment	FTA 5312	422,694	84,539	338,155						

SALT LAKE/WEST VALLEY – OGDEN/ LAYTON - TRANSPORTATION IMPROVEMENT PROGRAM

PUBLIC TRANSIT PROGRAM

Sponsor	Year Added to TIP	Project Description	Fund Source (FTA Section)	Estimated Total Project Cost	Local Share of Project	Funds Obligated in FY 2019	LOCAL Estimated Phasing					
							2021	2022	2023	2024	2025	2026
OTHER CAPITAL PROJECTS												
Please see the "Utah Transit Authority Five-Year Capital Plan" at:			https://www.rideuta.com/About-UTA/UTA-Reports-and-Documents									

Transit

The Federal Transit Administration coordinates with the Utah Transportation Department (UDOT), the Utah Transit Authority (UTA), and a few smaller transit agencies within the State. UTA and UDOT coordinate with WFRC to program these funds within the Wasatch Front Region.





DRAFT

DRAFT STIP approved for Public Comment

UDOT electronic Program Management Statewide Transportation Improvement Program



STIP 2023-2028

epm345_stip_report (Rev 2179)

Report Run on: Aug 30, 2022, 09:03 A.M.

TRANSIT:		2023	2024	2025	2026	CD	Total
Fund CMAQ_CACHE							
Program Description LOGAN URBANIZED AREA							
T- 008717 INTERMODAL TRANSIT PROJECT, DETERMINE LOCATIONS FOR BAKE & RIL		\$40,000	\$0	\$0	\$0	\$0	\$40,000
CACHE	Federal Aid	\$37,292	\$0	\$0	\$0	\$0	\$37,292
	Match	\$2,708	\$0	\$0	\$0	\$0	\$2,708
Fund CMAQ_PM2.5							
Program Description PROVO/OREM URBANIZED AREA							
T- 010619 UTA RIDESHARE, TRAVEL DEMAND MANAGEMENT - PM 2.5 FUNDS (MAG)		\$0	\$194,000	\$202,000	\$203,000	\$0	\$599,000
UTA MAG PROJECT	Federal Aid	\$0	\$180,866	\$188,325	\$189,257	\$0	\$558,448
	Match	\$0	\$13,134	\$13,675	\$13,743	\$0	\$40,552
Program Description TRANSIT - VAN ACQUISITION							
T- 004378 UTA; VAN POOL PROGRAM (MAG)		\$0	\$135,000	\$135,000	\$135,000	\$405,000	\$810,000
UTA MAG PROJECT	Federal Aid	\$0	\$125,861	\$125,861	\$125,861	\$377,582	\$755,163
	Match	\$0	\$9,140	\$9,140	\$9,140	\$27,419	\$54,837
Fund CMAQ_WFRC							
Program Description AIR QUALITY - FTA FUND TRANSFER							
T- 004961 VAN LEASE IN SALT LAKE*		\$0	\$296,257	\$296,257	\$296,257	\$670,171	\$1,558,942
UTA WFRC PROJECT	Federal Aid	\$0	\$276,200	\$276,200	\$276,200	\$624,800	\$1,453,402
	Match	\$0	\$20,057	\$20,057	\$20,057	\$45,371	\$105,540
T- 004965 AIR QUALITY - RIDESHARE - WFRC - SALT LAKE AREA*		\$341,879	\$341,879	\$341,879	\$341,879	\$691,878	\$2,059,394
UTA WFRC PROJECT	Federal Aid	\$318,734	\$318,734	\$318,734	\$318,734	\$645,038	\$1,919,973
	Match	\$23,145	\$23,145	\$23,145	\$23,145	\$46,840	\$139,421
Fund COVID_UTA							
Program Description SALT LAKE/OGDEN/LAYTON URBANIZED AREA							
T- 017588 + PHASE II EVOUCHER - FTA COVID-19 RESEARCH DEMONSTRATION PROG		\$508,200	\$0	\$0	\$0	\$0	\$508,200
UTA WFRC PROJECT	Federal Aid	\$508,200	\$0	\$0	\$0	\$0	\$508,200
	Match	\$0	\$0	\$0	\$0	\$0	\$0



DRAFT

DRAFT STIP approved for Public Comment

UDOT electronic Program Management Statewide Transportation Improvement Program



STIP 2023-2028

Report Run on: Aug 30, 2022, 09:03 A.M.

epm345_stip_report (Rev 2179)

TRANSIT:

Fund FTASEC_5307

Program Description LOGAN URBANIZED AREA

		2023	2024	2025	2026	CD	Total
T- 004291 PREVENTATIVE MAINTENANCE - TRANSIT (CVTD)		\$875,000	\$875,000	\$875,000	\$875,000	\$1,750,000	\$5,250,000
CACHE	Federal Aid	\$700,000	\$700,000	\$700,000	\$700,000	\$1,400,000	\$4,200,000
	Match	\$175,000	\$175,000	\$175,000	\$175,000	\$350,000	\$1,050,000
T- 004292 PURCHASE BUSES FOR EXPANSION OF SERVICE (CVTD)		\$450,000	\$0	\$0	\$0	\$2,400,000	\$2,850,000
CACHE	Federal Aid	\$360,000	\$0	\$0	\$0	\$1,920,000	\$2,280,000
	Match	\$90,000	\$0	\$0	\$0	\$480,000	\$570,000

Program Description OGDEN/LAYTON URBANIZED AREA

T- 004279 +ADA OPERATING ASSISTANCE FOR PARATRANSIT SERVICE		\$4,282,293	\$4,391,523	\$4,480,038	\$4,592,142	\$9,322,507	\$27,068,503
UTA WFRC PROJECT	Federal Aid	\$3,425,834	\$3,513,218	\$3,584,030	\$3,673,714	\$7,458,006	\$21,654,802
	Match	\$856,459	\$878,305	\$896,008	\$918,428	\$1,864,501	\$5,413,701
T- 005163 +LOCALLY FUNDED SECURITY EQUIPMENT		\$267,644	\$274,470	\$280,003	\$287,009	\$582,656	\$1,691,782
UTA WFRC PROJECT	Federal Aid	\$214,115	\$219,576	\$224,002	\$229,607	\$466,125	\$1,353,426
	Match	\$53,529	\$54,894	\$56,001	\$57,402	\$116,531	\$338,356
T- 007023 +PREVENTIVE MAINTENANCE OF BUSES, RAIL VEHICLES & FACILITIES		\$13,322,049	\$13,455,269	\$13,589,821	\$13,725,720	\$27,864,585	\$81,957,444
UTA WFRC PROJECT	Federal Aid	\$10,657,639	\$10,764,215	\$10,871,857	\$10,980,576	\$22,291,668	\$65,565,955
	Match	\$2,664,410	\$2,691,054	\$2,717,964	\$2,745,144	\$5,572,917	\$16,391,489
T- 017585 + FROM UTA 5 YR CAP. PLAN AT END OF WWW.RIDEUTA.COM/2022 BUDGET		\$3,807,122	\$4,110,823	\$4,330,331	\$4,642,847	\$9,425,444	\$26,316,567
UTA WFRC PROJECT	Federal Aid	\$3,045,698	\$3,288,658	\$3,464,265	\$3,714,278	\$7,540,355	\$21,053,254
	Match	\$761,424	\$822,165	\$866,066	\$928,569	\$1,885,089	\$5,263,313

Program Description PROVO/OREM URBANIZED AREA

T- 004357 +LOCALLY FUNDED SECURITY EQUIPMENT (MAG)		\$181,283	\$185,906	\$189,653	\$194,398	\$394,648	\$1,145,889
UTA MAG PROJECT	Federal Aid	\$145,026	\$148,725	\$151,723	\$155,519	\$315,719	\$916,711
	Match	\$36,257	\$37,181	\$37,931	\$38,880	\$78,930	\$229,178
T- 006236 +PREVENTIVE MAINTENANCE OF BUSES, RAIL VEHICLES & FACILITIES (M)		\$9,023,386	\$9,113,620	\$9,204,755	\$9,296,803	\$18,873,439	\$55,512,003
UTA MAG PROJECT	Federal Aid	\$7,218,709	\$7,290,896	\$7,363,804	\$7,437,442	\$15,098,751	\$44,409,602
	Match	\$1,804,677	\$1,822,724	\$1,840,951	\$1,859,361	\$3,774,688	\$11,102,401
T- 007160 +ADA OPERATING ASSISTANCE FOR PARATRANSIT SERVICE (MAG)		\$2,900,514	\$2,974,498	\$3,034,452	\$311,382	\$6,314,387	\$15,535,232
UTA MAG PROJECT	Federal Aid	\$2,320,411	\$2,379,598	\$2,427,561	\$249,106	\$5,051,509	\$12,428,186
	Match	\$580,103	\$594,900	\$606,890	\$62,276	\$1,262,877	\$3,107,046
T- 017582 +FROM UTA 5 YR CAP. PLAN AT END OF WWW.RIDEUTA.COM/2022 BUDGET		\$2,578,668	\$2,784,372	\$2,933,051	\$3,144,727	\$6,384,108	\$17,824,926
UTA MAG PROJECT	Federal Aid	\$2,062,934	\$2,227,498	\$2,346,441	\$2,515,781	\$5,107,287	\$14,259,940
	Match	\$515,734	\$556,874	\$586,610	\$628,945	\$1,276,822	\$3,564,985

Program Description SALT LAKE URBANIZED AREA

T- 004278 +PREVENTIVE MAINTENANCE OF BUSES, RAIL VEHICLES & FACILITIES		\$28,154,565	\$28,436,111	\$28,720,473	\$29,007,678	\$58,555,485	\$172,874,312
UTA WFRC PROJECT	Federal Aid	\$22,523,652	\$22,748,889	\$22,976,378	\$23,206,142	\$46,844,388	\$138,299,450
	Match	\$5,630,913	\$5,687,222	\$5,744,095	\$5,801,536	\$11,711,097	\$34,574,862
T- 007255 +LOCALLY FUNDED SECURITY EQUIPMENT		\$565,633	\$580,060	\$391,751	\$606,559	\$1,231,376	\$3,375,379
UTA WFRC PROJECT	Federal Aid	\$452,506	\$464,048	\$313,401	\$485,247	\$985,101	\$2,700,303
	Match	\$113,127	\$116,012	\$78,350	\$121,312	\$246,275	\$675,076



DRAFT

DRAFT STIP approved for Public Comment

UDOT electronic Program Management Statewide Transportation Improvement Program



STIP 2023-2028

epm345_stip_report (Rev 2179)

Report Run on: Aug 30, 2022, 09:03 A.M.

TRANSIT:

Fund FTASEC_5307

Program Description SALT LAKE URBANIZED AREA

T- 008733 +ADA OPERATING ASSISTANCE FOR PARATRANSIT SERVICE
UTA WFRC PROJECT

Federal Aid
Match

2023	2024	2025	2026	CD	Total
\$9,050,117	\$9,280,962	\$949,468,028	\$9,704,946	\$19,702,010	\$997,206,063
\$7,240,094	\$7,424,770	\$759,574,422	\$7,763,957	\$15,761,608	\$797,764,850
\$1,810,023	\$1,856,192	\$189,893,606	\$1,940,989	\$3,940,402	\$199,441,213

T- 017584 + FROM UTA 5 YR CAP. PLAN AT END OF WWW.RIDEUTA.COM/2022 BUDGET
UTA WFRC PROJECT

Federal Aid
Match

\$8,045,902	\$8,687,736	\$9,151,639	\$9,812,105	\$19,919,555	\$55,616,937
\$6,436,722	\$6,950,189	\$7,321,311	\$7,849,684	\$15,935,644	\$44,493,550
\$1,609,180	\$1,737,547	\$1,830,328	\$1,962,421	\$3,983,911	\$11,123,387

Program Description ST. GEORGE URBANIZED AREA

T- 004343 ENHANCEMENT / PREVENTATIVE MAINTENANCE (DIXIE MPO)
DIXIE MPO PROJECTS

Federal Aid
Match

\$336,954	\$365,324	\$393,977	\$397,917	\$401,896	\$1,896,068
\$269,563	\$292,259	\$315,182	\$318,334	\$321,517	\$1,516,854
\$67,391	\$73,065	\$78,795	\$79,583	\$80,379	\$379,214

T- 007766 REPLACEMENT BUSES (DIXIE MPO)
DIXIE MPO PROJECTS

Federal Aid
Match

\$0	\$0	\$0	\$2,222,000	\$1,290,000	\$3,512,000
\$0	\$0	\$0	\$1,777,600	\$1,032,000	\$2,809,600
\$0	\$0	\$0	\$444,400	\$258,000	\$702,400

T- 014331 BUS STOP IMPROVEMENTS (DIXIE MPO) .
DIXIE MPO PROJECTS

Federal Aid
Match

\$62,226	\$62,848	\$63,477	\$64,112	\$64,753	\$317,416
\$49,781	\$50,278	\$50,782	\$51,290	\$51,802	\$253,933
\$12,445	\$12,570	\$12,695	\$12,822	\$12,951	\$63,483

T- 015935 CHARGING STATION FOR NEW ELECTRIC BUSES (DIXIE MPO)
DIXIE MPO PROJECTS

Federal Aid
Match

\$0	\$200,000	\$0	\$200,000	\$200,000	\$600,000
\$0	\$160,000	\$0	\$160,000	\$160,000	\$480,000
\$0	\$40,000	\$0	\$40,000	\$40,000	\$120,000

Program Description TRANSIT - NEW SERVICE

T- 006990 EXPANSION BUSES - (DIXIE DMPO)
DIXIE MPO PROJECTS

Federal Aid
Match

\$950,000	\$965,000	\$0	\$1,150,000	\$1,150,000	\$4,215,000
\$760,000	\$772,000	\$0	\$920,000	\$920,000	\$3,372,000
\$190,000	\$193,000	\$0	\$230,000	\$230,000	\$843,000



DRAFT

DRAFT STIP approved for Public Comment

UDOT electronic Program Management Statewide Transportation Improvement Program



STIP 2023-2028

Report Run on: Aug 30, 2022, 09:03 A.M.

epm345_stip_report (Rev 2179)

TRANSIT:

Fund FTASEC_5310

Program Description OGDEN/LAYTON URBANIZED AREA

		2023	2024	2025	2026	CD	Total
T- 007028 +O/L AREA - SPECIAL NEEDS FOR SENIORS & INDIVIDUALS WITH DISABILITIES		\$38,449	\$38,834	\$39,223	\$39,615	\$80,422	\$236,543
UTA WFRC PROJECT	Federal Aid	\$30,759	\$31,067	\$31,378	\$31,692	\$64,338	\$189,234
	Match	\$7,690	\$7,767	\$7,845	\$7,923	\$16,084	\$47,309
T- 007898 +O/L AREA - SPECIAL NEEDS FOR SENIORS & INDIVIDUALS WITH DISABILITIES		\$461,397	\$466,011	\$470,671	\$457,378	\$965,065	\$2,820,522
UTA WFRC PROJECT	Federal Aid	\$369,118	\$372,809	\$376,537	\$365,902	\$772,052	\$2,256,417
	Match	\$92,279	\$93,202	\$94,134	\$91,476	\$193,013	\$564,104

Program Description PROVO/OREM URBANIZED AREA

T- 004375 +PROVO/OREM AREA - ENHANCED MOBILITY OF SENIORS & INDIVIDUALS WITH DISABILITIES		\$319,066	\$322,256	\$325,479	\$328,734	\$667,363	\$1,962,898
UTA MAG PROJECT	Federal Aid	\$255,253	\$257,805	\$260,383	\$262,987	\$533,890	\$1,570,318
	Match	\$63,813	\$64,451	\$65,096	\$65,747	\$133,473	\$392,580

Program Description SALT LAKE URBANIZED AREA

T- 006232 +SL AREA - SPECIAL NEEDS FOR SENIORS & INDIVIDUALS WITH DISABILITIES		\$828,738	\$837,026	\$845,396	\$853,850	\$1,733,401	\$5,098,411
UTA WFRC PROJECT	Federal Aid	\$662,991	\$669,621	\$676,317	\$683,080	\$1,386,721	\$4,078,729
	Match	\$165,748	\$167,405	\$169,079	\$170,770	\$346,680	\$1,019,682
T- 007027 +SL AREA - SPECIAL NEEDS FOR SENIORS & INDIVIDUALS WITH DISABILITIES		\$69,062	\$69,752	\$70,450	\$71,154	\$144,450	\$424,868
UTA WFRC PROJECT	Federal Aid	\$55,249	\$55,802	\$56,360	\$56,923	\$115,560	\$339,894
	Match	\$13,812	\$13,950	\$14,090	\$14,231	\$28,890	\$84,974

Program Description TRANSIT - UTAH COUNTY SERVICE AREA

T- 006239 +PROVO/OREM AREA ENHANCED MOBILITY OF SENIORS & INDIVIDUALS WITH DISABILITIES		\$26,589	\$26,855	\$27,123	\$27,394	\$55,614	\$163,575
UTA MAG PROJECT	Federal Aid	\$21,271	\$21,484	\$21,699	\$21,916	\$44,491	\$130,860
	Match	\$5,318	\$5,371	\$5,425	\$5,479	\$11,123	\$32,715

Fund FTASEC_5337

Program Description SALT LAKE/OGDEN/LAYTON URBANIZED AREA

T- 006176 + PREVENTIVE MAINTENANCE OF RAIL VEHICLES AND FACILITIES		\$37,875,000	\$38,253,750	\$38,636,288	\$39,022,650	\$79,219,883	\$233,007,571
UTA WFRC PROJECT	Federal Aid	\$30,300,000	\$30,603,000	\$30,909,030	\$31,218,120	\$63,375,906	\$186,406,057
	Match	\$7,575,000	\$7,650,750	\$7,727,258	\$7,804,530	\$15,843,977	\$46,601,514
T- 017586 +SGR FROM 5 YR CAP. PLAN AT END OF WWW.RIDEUTA.COM/2022 BUDGET		\$7,472,485	\$8,036,553	\$8,415,403	\$8,991,996	\$18,254,650	\$51,171,087
UTA WFRC PROJECT	Federal Aid	\$5,977,988	\$6,429,242	\$6,732,322	\$7,193,597	\$14,603,720	\$40,936,870
	Match	\$1,494,497	\$1,607,311	\$1,683,081	\$1,798,399	\$3,650,930	\$10,234,217

Fund FTASEC_5339

Program Description LOGAN URBANIZED AREA

T- 004293 REPLACEMENT FIXED ROUTE BUSES - (CVTD)		\$0	\$3,300,000	\$0	\$0	\$0	\$3,300,000
CACHE	Federal Aid	\$0	\$2,640,000	\$0	\$0	\$0	\$2,640,000
	Match	\$0	\$660,000	\$0	\$0	\$0	\$660,000
T- 004297 FACILITY EXPANSION - (CVTD)		\$25,000,000	\$25,000,000	\$0	\$0	\$0	\$50,000,000
CACHE	Federal Aid	\$20,000,000	\$20,000,000	\$0	\$0	\$0	\$40,000,000
	Match	\$5,000,000	\$5,000,000	\$0	\$0	\$0	\$10,000,000



DRAFT

DRAFT STIP approved for Public Comment

UDOT electronic Program Management Statewide Transportation Improvement Program



STIP 2023-2028

epm345_stip_report (Rev 2179)

Report Run on: Aug 30, 2022, 09:03 A.M.

TRANSIT:		2023	2024	2025	2026	CD	Total
Fund FTA_5303_100							
Program Description PROVO/OREM URBANIZED AREA							
T- 004354 +PROVO/OREM AREA - ENHANCED MOBILITY OF SENIORS & INDIVIDUALS V		\$106,355	\$107,419	\$108,493	\$109,578	\$222,454	\$654,299
UTA MAG PROJECT	Federal Aid	\$106,355	\$107,419	\$108,493	\$109,578	\$222,454	\$654,299
	Match	\$0	\$0	\$0	\$0	\$0	\$0
Fund FTA_5307_100							
Program Description LOGAN URBANIZED AREA							
T- 013352 EXPANSION - ADDITIONAL TRANSFER STATIONS (CVTD)		\$0	\$0	\$0	\$0	\$1,000,000	\$1,000,000
CACHE	Federal Aid	\$0	\$0	\$0	\$0	\$1,000,000	\$1,000,000
	Match	\$0	\$0	\$0	\$0	\$0	\$0
Fund FTA_5307_50%							
Program Description LOGAN URBANIZED AREA							
T- 004290 OPERATING ASSISTANCE - (CVTD)		\$2,600,000	\$2,600,000	\$2,600,000	\$2,600,000	\$5,000,000	\$15,400,000
CACHE	Federal Aid	\$1,300,000	\$1,300,000	\$1,300,000	\$1,300,000	\$2,500,000	\$7,700,000
	Match	\$1,300,000	\$1,300,000	\$1,300,000	\$1,300,000	\$2,500,000	\$7,700,000
T- 004295 SECURITY CONTRACTS & EQUIPMENT- (CVTD)		\$50,000	\$50,000	\$50,000	\$50,000	\$100,000	\$300,000
CACHE	Federal Aid	\$25,000	\$25,000	\$25,000	\$25,000	\$50,000	\$150,000
	Match	\$25,000	\$25,000	\$25,000	\$25,000	\$50,000	\$150,000
Program Description ST. GEORGE URBANIZED AREA							
T- 004344 OPERATING ASSISTANCE (DIXIE MPO)		\$2,121,000	\$3,450,000	\$3,181,500	\$3,350,000	\$3,533,500	\$15,636,000
DIXIE MPO PROJECTS	Federal Aid	\$1,060,500	\$1,725,000	\$1,590,750	\$1,675,000	\$1,766,750	\$7,818,000
	Match	\$1,060,500	\$1,725,000	\$1,590,750	\$1,675,000	\$1,766,750	\$7,818,000



DRAFT

DRAFT STIP approved for Public Comment

UDOT electronic Program Management Statewide Transportation Improvement Program



STIP 2023-2028

epm345_stip_report (Rev 2179)

Report Run on: Aug 30, 2022, 09:03 A.M.

TRANSIT:

Fund FTA_5310_100

Program Description OGDEN/LAYTON URBANIZED AREA

		2023	2024	2025	2026	CD	Total
T- 010589 +O/L AREA - PROGRAM ADMIN - ENHANCED MOBILITY OF SENIORS & INDIV		\$61,520	\$62,135	\$62,756	\$63,384	\$128,675	\$378,470
UTA WFRC PROJECT	Federal Aid	\$61,520	\$62,135	\$62,756	\$63,384	\$128,675	\$378,470
	Match	\$0	\$0	\$0	\$0	\$0	\$0
T- 017538 OGDEN/LAYTON - FFY 2021 ONLY - PROGRAM ADMIN - ENHANCED MOBILIT		\$42,545	\$0	\$0	\$0	\$0	\$42,545
UTA WFRC PROJECT	Federal Aid	\$42,545	\$0	\$0	\$0	\$0	\$42,545
	Match	\$0	\$0	\$0	\$0	\$0	\$0
T- 017539 OGDEN/LAYTON - FFY 2021 ONLY - ENHANCED MOBILITY OF SENIORS & IN		\$255,267	\$0	\$0	\$0	\$0	\$255,267
UTA WFRC PROJECT	Federal Aid	\$255,267	\$0	\$0	\$0	\$0	\$255,267
	Match	\$0	\$0	\$0	\$0	\$0	\$0
T- 017541 OGDEN/LAYTON - FFY 2021 ONLY - ENHANCED MOBILITY OF SENIORS & INI		\$21,272	\$0	\$0	\$0	\$0	\$21,272
UTA WFRC PROJECT	Federal Aid	\$21,272	\$0	\$0	\$0	\$0	\$21,272
	Match	\$0	\$0	\$0	\$0	\$0	\$0
T- 017542 OGDEN/LAYTON - FFY 2021 ONLY - ENHANCED MOBILITY OF SENIORS & INI		\$106,361	\$0	\$0	\$0	\$0	\$106,361
UTA WFRC PROJECT	Federal Aid	\$106,361	\$0	\$0	\$0	\$0	\$106,361
	Match	\$0	\$0	\$0	\$0	\$0	\$0

Program Description PROVO/OREM URBANIZED AREA

T- 004372 +PROVO/OREM AREA - PROGRAM ADMIN - ENHANCED MOBILITY OF SENIO		\$42,542	\$42,968	\$43,397	\$43,831	\$88,982	\$261,720
UTA MAG PROJECT	Federal Aid	\$42,542	\$42,968	\$43,397	\$43,831	\$88,982	\$261,720
	Match	\$0	\$0	\$0	\$0	\$0	\$0
T- 017543 PROVO/OREM AREA - FFY 2021 ONLY - PROGRAM ADMIN - ENHANCED MOB		\$28,874	\$0	\$0	\$0	\$0	\$28,874
UTA MAG PROJECT	Federal Aid	\$28,874	\$0	\$0	\$0	\$0	\$28,874
	Match	\$0	\$0	\$0	\$0	\$0	\$0
T- 017544 PROVO/OREM AREA - FFY 2021 ONLY - ENHANCED MOBILITY OF SENIORS		\$173,245	\$0	\$0	\$0	\$0	\$173,245
UTA MAG PROJECT	Federal Aid	\$173,245	\$0	\$0	\$0	\$0	\$173,245
	Match	\$0	\$0	\$0	\$0	\$0	\$0
T- 017545 PROVO/OREM AREA - FFY 2021 ONLY - ENHANCED MOBILITY OF SENIORS &		\$14,437	\$0	\$0	\$0	\$0	\$14,437
UTA MAG PROJECT	Federal Aid	\$14,437	\$0	\$0	\$0	\$0	\$14,437
	Match	\$0	\$0	\$0	\$0	\$0	\$0
T- 017547 PROVO/OREM AREA - FFY 2021 ONLY - ENHANCED MOBILITY OF SENIORS &		\$72,186	\$0	\$0	\$0	\$0	\$72,186
UTA MAG PROJECT	Federal Aid	\$72,186	\$0	\$0	\$0	\$0	\$72,186
	Match	\$0	\$0	\$0	\$0	\$0	\$0

Program Description SALT LAKE URBANIZED AREA

T- 010588 +SL AREA - PROGRAM ADMIN - ENHANCED MOBILITY OF SENIORS & INDIV		\$110,498	\$111,603	\$112,719	\$113,847	\$231,120	\$679,787
UTA WFRC PROJECT	Federal Aid	\$110,498	\$111,603	\$112,719	\$113,847	\$231,120	\$679,787
	Match	\$0	\$0	\$0	\$0	\$0	\$0
T- 017533 SALT LAKE AREA - FFY 2021 ONLY - PROGRAM ADMIN - ENHANCED MOBIL		\$75,164	\$0	\$0	\$0	\$0	\$75,164
UTA WFRC PROJECT	Federal Aid	\$75,164	\$0	\$0	\$0	\$0	\$75,164
	Match	\$0	\$0	\$0	\$0	\$0	\$0



DRAFT

DRAFT STIP approved for Public Comment

UDOT electronic Program Management Statewide Transportation Improvement Program



STIP 2023-2028

Report Run on: Aug 30, 2022, 09:03 A.M.

epm345_stip_report (Rev 2179)

TRANSIT:

Fund FTA_5310_100

Program Description SALT LAKE URBANIZED AREA

		2023	2024	2025	2026	CD	Total
T- 017534 SALT LAKE AREA - FFY 2021 ONLY - TRADITIONAL CAPITAL - ENHANCED M		\$450,985	\$0	\$0	\$0	\$0	\$450,985
UTA WFRC PROJECT	Federal Aid	\$450,985	\$0	\$0	\$0	\$0	\$450,985
	Match	\$0	\$0	\$0	\$0	\$0	\$0
T- 017535 SALT LAKE AREA - FFY 2021 ONLY - ENHANCED MOBILITY OF SENIORS & I		\$37,582	\$0	\$0	\$0	\$0	\$37,582
UTA WFRC PROJECT	Federal Aid	\$37,582	\$0	\$0	\$0	\$0	\$37,582
	Match	\$0	\$0	\$0	\$0	\$0	\$0
T- 017537 SALT LAKE AREA - FFY 2021 ONLY - ENHANCED MOBILITY OF SENIORS & I		\$187,910	\$0	\$0	\$0	\$0	\$187,910
UTA WFRC PROJECT	Federal Aid	\$187,910	\$0	\$0	\$0	\$0	\$187,910
	Match	\$0	\$0	\$0	\$0	\$0	\$0

Fund FTA_5310_50

Program Description RURAL PUBLIC TRANSIT PROGRAM

T- 010404 +CACHE EMPLOYMENT TRAINING CNTR: OPERATING (SMALL URBAN)		\$248,766	\$207,400	\$0	\$0	\$0	\$456,166
UTAH DEPT. OF TRANSPORTATION	Federal Aid	\$124,383	\$103,700	\$0	\$0	\$0	\$228,083
	Match	\$124,383	\$103,700	\$0	\$0	\$0	\$228,083
T- 011390 CACHE EMPLOYMENT TRAINING CNTR: OPERATING (RURAL) '		\$80,000	\$0	\$0	\$0	\$0	\$80,000
UTAH DEPT. OF TRANSPORTATION	Federal Aid	\$40,000	\$0	\$0	\$0	\$0	\$40,000
	Match	\$40,000	\$0	\$0	\$0	\$0	\$40,000
T- 011394 FOUR CORNERS - OPERATING '		\$10,000	\$0	\$0	\$0	\$0	\$10,000
UTAH DEPT. OF TRANSPORTATION	Federal Aid	\$5,000	\$0	\$0	\$0	\$0	\$5,000
	Match	\$5,000	\$0	\$0	\$0	\$0	\$5,000
T- 013335 +UINTAH BASIN AOG: OPERATION - (RURAL)		\$16,000	\$0	\$0	\$0	\$0	\$16,000
UTAH DEPT. OF TRANSPORTATION	Federal Aid	\$8,000	\$0	\$0	\$0	\$0	\$8,000
	Match	\$8,000	\$0	\$0	\$0	\$0	\$8,000
Program Description TRANSIT - SMALL URBAN							
T- 010403 +RED ROCKS - OPERATING		\$5,300	\$0	\$0	\$0	\$0	\$5,300
UTAH DEPT. OF TRANSPORTATION	Federal Aid	\$2,650	\$0	\$0	\$0	\$0	\$2,650
	Match	\$2,650	\$0	\$0	\$0	\$0	\$2,650
T- 016675 CACHE EMPLOYMENT AND TRAINING CENTER - OPERATING - 2019		\$289,624	\$0	\$0	\$0	\$0	\$289,624
UTAH DEPT. OF TRANSPORTATION	Federal Aid	\$144,812	\$0	\$0	\$0	\$0	\$144,812
	Match	\$144,812	\$0	\$0	\$0	\$0	\$144,812
T- 016683 CACHE EMPLOYMENT AND TRAINING CENTER - OPERATING - 2020		\$285,124	\$0	\$0	\$0	\$0	\$285,124
UTAH DEPT. OF TRANSPORTATION	Federal Aid	\$142,562	\$0	\$0	\$0	\$0	\$142,562
	Match	\$142,562	\$0	\$0	\$0	\$0	\$142,562



DRAFT

DRAFT STIP approved for Public Comment

UDOT electronic Program Management Statewide Transportation Improvement Program



STIP 2023-2028

Report Run on: Aug 30, 2022, 09:03 A.M.

epm345_stip_report (Rev 2179)

TRANSIT:

Fund FTA_5310_80

Program Description OGDEN/LAYTON URBANIZED AREA

T- 013350 +O/L AREA - SPECIAL NEEDS FOR SENIORS & INDIVIDUALS WITH DISABILIT			2023	2024	2025	2026	CD	Total
UTA WFRM PROJECT	Federal Aid	\$192,249	\$194,171	\$196,113	\$198,074	\$402,110		\$1,182,717
	Match	\$153,799	\$155,337	\$156,890	\$158,459	\$321,688		\$946,174
		\$38,450	\$38,834	\$39,223	\$39,615	\$80,422		\$236,543

Program Description RURAL PUBLIC TRANSIT PROGRAM

T- 010399 +COMMON GROUND - CAPITAL VEHICLE (SM URBAN)		\$70,000	\$0	\$0	\$0	\$0		\$70,000
UTAH DEPT. OF TRANSPORTATION	Federal Aid	\$56,000	\$0	\$0	\$0	\$0		\$56,000
	Match	\$14,000	\$0	\$0	\$0	\$0		\$14,000
T- 010452 +CACHE EMPLOYMENT TRAINING CNTR: CAPITAL - VEHICLES (SMALL URBAN)		\$70,000	\$130,000	\$0	\$0	\$0		\$200,000
UTAH DEPT. OF TRANSPORTATION	Federal Aid	\$56,000	\$104,000	\$0	\$0	\$0		\$160,000
	Match	\$14,000	\$26,000	\$0	\$0	\$0		\$40,000
T- 010603 +SIX COUNTY AOG - CAPITAL - MOBILITY MANAGEMENT (RURAL)		\$5,000	\$18,750	\$0	\$0	\$0		\$23,750
UTAH DEPT. OF TRANSPORTATION	Federal Aid	\$4,000	\$15,000	\$0	\$0	\$0		\$19,000
	Match	\$1,000	\$3,750	\$0	\$0	\$0		\$4,750
T- 011388 +FIVE COUNTY AOG: MOBILITY MNGT (SMALL URBAN)		\$37,146	\$45,125	\$0	\$0	\$0		\$82,271
UTAH DEPT. OF TRANSPORTATION	Federal Aid	\$29,717	\$36,100	\$0	\$0	\$0		\$65,817
	Match	\$7,429	\$9,025	\$0	\$0	\$0		\$16,454
T- 011391 +FIVE COUNTY AOG; MOBILITY MNGT (RURAL)		\$0	\$6,875	\$0	\$0	\$0		\$6,875
UTAH DEPT. OF TRANSPORTATION	Federal Aid	\$0	\$5,500	\$0	\$0	\$0		\$5,500
	Match	\$0	\$1,375	\$0	\$0	\$0		\$1,375
T- 011392 TOOELE COUNTY; CAPITAL - MOBILITY MANAGEMENT ' (RURAL)		\$58,066	\$0	\$0	\$0	\$0		\$58,066
UTAH DEPT. OF TRANSPORTATION	Federal Aid	\$46,453	\$0	\$0	\$0	\$0		\$46,453
	Match	\$11,613	\$0	\$0	\$0	\$0		\$11,613
T- 011395 CARBON COUNTY SENIORS - CAPITAL- VEHICLES.		\$70,000	\$70,000	\$0	\$0	\$0		\$140,000
UTAH DEPT. OF TRANSPORTATION	Federal Aid	\$56,000	\$56,000	\$0	\$0	\$0		\$112,000
	Match	\$14,000	\$14,000	\$0	\$0	\$0		\$28,000
T- 011397 +BEAR RIVER AOG; CAPITAL - MOBILITY MANAGEMENT (SM URBAN)		\$50,000	\$62,500	\$0	\$0	\$0		\$112,500
UTAH DEPT. OF TRANSPORTATION	Federal Aid	\$40,000	\$50,000	\$0	\$0	\$0		\$90,000
	Match	\$10,000	\$12,500	\$0	\$0	\$0		\$22,500
T- 011400 +EMERY COUNTY SENIOR CAPITAL - VEHICLES ' (SM URBAN)		\$70,000	\$0	\$0	\$0	\$0		\$70,000
UTAH DEPT. OF TRANSPORTATION	Federal Aid	\$56,000	\$0	\$0	\$0	\$0		\$56,000
	Match	\$14,000	\$0	\$0	\$0	\$0		\$14,000
T- 011401 +CACHE COUNTY SENIORS - CAPITAL VEHICLES (RURAL)		\$62,500	\$0	\$0	\$0	\$0		\$62,500
UTAH DEPT. OF TRANSPORTATION	Federal Aid	\$50,000	\$0	\$0	\$0	\$0		\$50,000
	Match	\$12,500	\$0	\$0	\$0	\$0		\$12,500
T- 011402 +WASHINGTON COUNTY SENIORS - VEHICLES (SM URBAN)		\$0	\$70,000	\$0	\$0	\$0		\$70,000
UTAH DEPT. OF TRANSPORTATION	Federal Aid	\$0	\$56,000	\$0	\$0	\$0		\$56,000
	Match	\$0	\$14,000	\$0	\$0	\$0		\$14,000



DRAFT

DRAFT STIP approved for Public Comment

UDOT electronic Program Management Statewide Transportation Improvement Program



STIP 2023-2028

Report Run on: Aug 30, 2022, 09:03 A.M.

epm345_stip_report (Rev 2179)

TRANSIT:

Fund FTA_5310_80

Program Description RURAL PUBLIC TRANSIT PROGRAM

		2023	2024	2025	2026	CD	Total
T- 011404 +BEAR RIVER AOG; MOBILITY MANAGEMENT (RURAL)		\$0	\$10,000	\$0	\$0	\$0	\$10,000
UTAH DEPT. OF TRANSPORTATION	Federal Aid	\$0	\$8,000	\$0	\$0	\$0	\$8,000
	Match	\$0	\$2,000	\$0	\$0	\$0	\$2,000
T- 013337 +RED ROCKS- CAPITAL - VEHICLES		\$60,000	\$0	\$0	\$0	\$0	\$60,000
UTAH DEPT. OF TRANSPORTATION	Federal Aid	\$48,000	\$0	\$0	\$0	\$0	\$48,000
	Match	\$12,000	\$0	\$0	\$0	\$0	\$12,000
T- 016670 BEAR RIVER AOG - CAPITAL MOBILITY MANAGEMENT - 2019		\$33,800	\$0	\$0	\$0	\$0	\$33,800
UTAH DEPT. OF TRANSPORTATION	Federal Aid	\$27,040	\$0	\$0	\$0	\$0	\$27,040
	Match	\$6,760	\$0	\$0	\$0	\$0	\$6,760
T- 016671 FIVE COUNTY AOG - CAPITAL MOBILITY MANAGEMENT 2019		\$19,398	\$0	\$0	\$0	\$0	\$19,398
UTAH DEPT. OF TRANSPORTATION	Federal Aid	\$15,518	\$0	\$0	\$0	\$0	\$15,518
	Match	\$3,880	\$0	\$0	\$0	\$0	\$3,880
T- 016672 TOOELE COUNTY - CAPITAL MOBILITY MANAGEMENT - 2019		\$205,330	\$0	\$0	\$0	\$0	\$205,330
UTAH DEPT. OF TRANSPORTATION	Federal Aid	\$164,264	\$0	\$0	\$0	\$0	\$164,264
	Match	\$41,066	\$0	\$0	\$0	\$0	\$41,066
T- 016673 SIX COUNTY AOG - CAPITAL MOBILITY MANAGEMENT - 2019		\$22,372	\$0	\$0	\$0	\$0	\$22,372
UTAH DEPT. OF TRANSPORTATION	Federal Aid	\$17,898	\$0	\$0	\$0	\$0	\$17,898
	Match	\$4,474	\$0	\$0	\$0	\$0	\$4,474
T- 016674 FOUR CORNERS - CAPITAL BUS - 2019		\$25,000	\$0	\$0	\$0	\$0	\$25,000
UTAH DEPT. OF TRANSPORTATION	Federal Aid	\$20,000	\$0	\$0	\$0	\$0	\$20,000
	Match	\$5,000	\$0	\$0	\$0	\$0	\$5,000
T- 016676 BEAR RIVER AOG - CAPITAL MOBILITY MANAGEMENT - 2020		\$62,500	\$0	\$0	\$0	\$0	\$62,500
UTAH DEPT. OF TRANSPORTATION	Federal Aid	\$50,000	\$0	\$0	\$0	\$0	\$50,000
	Match	\$12,500	\$0	\$0	\$0	\$0	\$12,500
T- 016679 BEAVER COUNTY SENIORS - CAPITAL BUS - 2020		\$75,000	\$0	\$0	\$0	\$0	\$75,000
UTAH DEPT. OF TRANSPORTATION	Federal Aid	\$60,000	\$0	\$0	\$0	\$0	\$60,000
	Match	\$15,000	\$0	\$0	\$0	\$0	\$15,000
T- 016680 TOOELE COUNTY - CAPITAL MOBILITY MANAGEMENT - 2020		\$95,380	\$0	\$0	\$0	\$0	\$95,380
UTAH DEPT. OF TRANSPORTATION	Federal Aid	\$76,304	\$0	\$0	\$0	\$0	\$76,304
	Match	\$19,076	\$0	\$0	\$0	\$0	\$19,076
T- 016681 SIX COUNTY AOG - CAPITAL MOBILITY MANAGEMENT - 2020		\$18,750	\$0	\$0	\$0	\$0	\$18,750
UTAH DEPT. OF TRANSPORTATION	Federal Aid	\$15,000	\$0	\$0	\$0	\$0	\$15,000
	Match	\$3,750	\$0	\$0	\$0	\$0	\$3,750
T- 016682 +UINTAH BASIN AOG - CAPITAL MOBILITY MANAGEMENT - (RURAL)		\$25,008	\$50,000	\$0	\$0	\$0	\$75,008
UTAH DEPT. OF TRANSPORTATION	Federal Aid	\$20,006	\$40,000	\$0	\$0	\$0	\$60,006
	Match	\$5,002	\$10,000	\$0	\$0	\$0	\$15,002



DRAFT

DRAFT STIP approved for Public Comment

UDOT electronic Program Management Statewide Transportation Improvement Program



STIP 2023-2028

epm345_stip_report (Rev 2179)

Report Run on: Aug 30, 2022, 09:03 A.M.

TRANSIT:

Fund FTA_5310_80

Program Description RURAL PUBLIC TRANSIT PROGRAM

		2023	2024	2025	2026	CD	Total
T- 017577 +UINTAH HEALTHCARE - CAPITAL- BUS (RURAL)		\$70,000	\$0	\$0	\$0	\$0	\$70,000
UTAH DEPT. OF TRANSPORTATION	Federal Aid	\$56,000	\$0	\$0	\$0	\$0	\$56,000
	Match	\$14,000	\$0	\$0	\$0	\$0	\$14,000
T- 017578 +ACTIVE RE-ENTRY - CAPITAL - BUS (RURAL)		\$0	\$72,500	\$0	\$0	\$0	\$72,500
UTAH DEPT. OF TRANSPORTATION	Federal Aid	\$0	\$58,000	\$0	\$0	\$0	\$58,000
	Match	\$0	\$14,500	\$0	\$0	\$0	\$14,500
T- 017579 +KANE COUNTY SENIORS - CAPITAL VEHICLES (RURAL)		\$0	\$62,500	\$0	\$0	\$0	\$62,500
UTAH DEPT. OF TRANSPORTATION	Federal Aid	\$0	\$50,000	\$0	\$0	\$0	\$50,000
	Match	\$0	\$12,500	\$0	\$0	\$0	\$12,500

Program Description RURAL TRANSPORTATION ASSISTANCE PROGRAM

T- 015082 +TURN COMMUNITY SERVICES CAPITAL - VEHICLES (RURAL)		\$0	\$62,500	\$0	\$0	\$0	\$62,500
UTAH DEPT. OF TRANSPORTATION	Federal Aid	\$0	\$50,000	\$0	\$0	\$0	\$50,000
	Match	\$0	\$12,500	\$0	\$0	\$0	\$12,500

Program Description SALT LAKE URBANIZED AREA

T- 008178 +SL AREA - SPECIAL NEEDS FOR SENIORS & INDIVIDUALS WITH DISABILITIES		\$345,308	\$348,761	\$352,248	\$355,771	\$722,250	\$2,124,338
UTA WFRC PROJECT	Federal Aid	\$276,246	\$279,009	\$281,799	\$284,617	\$577,800	\$1,699,470
	Match	\$69,062	\$69,752	\$70,450	\$71,154	\$144,450	\$424,868

Program Description TRANSIT - RURAL

T- 010397 FOUR CORNERS: CAPITAL VEHICLES '		\$70,000	\$0	\$0	\$0	\$0	\$70,000
UTAH DEPT. OF TRANSPORTATION	Federal Aid	\$56,000	\$0	\$0	\$0	\$0	\$56,000
	Match	\$14,000	\$0	\$0	\$0	\$0	\$14,000
T- 010402 +UINTAH SERVICE DISTRICT - CAPITAL VEHICLE (RURAL)		\$75,000	\$0	\$0	\$0	\$0	\$75,000
UTAH DEPT. OF TRANSPORTATION	Federal Aid	\$60,000	\$0	\$0	\$0	\$0	\$60,000
	Match	\$15,000	\$0	\$0	\$0	\$0	\$15,000

Program Description TRANSIT - SMALL URBAN

T- 016667 BEAR RIVER AOG - CAPITAL MOBILITY MANAGEMENT - 2019		\$41,413	\$0	\$0	\$0	\$0	\$41,413
UTAH DEPT. OF TRANSPORTATION	Federal Aid	\$33,130	\$0	\$0	\$0	\$0	\$33,130
	Match	\$8,283	\$0	\$0	\$0	\$0	\$8,283
T- 016668 FIVE COUNTY AOG - CAPITAL MOBILITY MANAGEMENT - 2019		\$79,830	\$0	\$0	\$0	\$0	\$79,830
UTAH DEPT. OF TRANSPORTATION	Federal Aid	\$63,864	\$0	\$0	\$0	\$0	\$63,864
	Match	\$15,966	\$0	\$0	\$0	\$0	\$15,966
T- 016669 CACHE EMPLOYMENT AND TRAINING CENTER - CAPITAL BUS - 2019		\$100,000	\$0	\$0	\$0	\$0	\$100,000
UTAH DEPT. OF TRANSPORTATION	Federal Aid	\$80,000	\$0	\$0	\$0	\$0	\$80,000
	Match	\$20,000	\$0	\$0	\$0	\$0	\$20,000
T- 016677 FIVE COUNTY AOG - CAPITAL MOBILITY MANAGEMENT - 2020		\$50,000	\$0	\$0	\$0	\$0	\$50,000
UTAH DEPT. OF TRANSPORTATION	Federal Aid	\$40,000	\$0	\$0	\$0	\$0	\$40,000
	Match	\$10,000	\$0	\$0	\$0	\$0	\$10,000
T- 016678 CACHE EMPLOYMENT AND TRAINING CENTER - OPERATING CAPITAL BUS		\$122,318	\$0	\$0	\$0	\$0	\$122,318
UTAH DEPT. OF TRANSPORTATION	Federal Aid	\$97,854	\$0	\$0	\$0	\$0	\$97,854
	Match	\$24,464	\$0	\$0	\$0	\$0	\$24,464



DRAFT

DRAFT STIP approved for Public Comment

UDOT electronic Program Management Statewide Transportation Improvement Program



STIP 2023-2028

epm345_stip_report (Rev 2179)

Report Run on: Aug 30, 2022, 09:03 A.M.

TRANSIT:

Fund FTA_5311_100

Program Description RURAL PUBLIC TRANSIT PROGRAM

		2023	2024	2025	2026	CD	Total
T- 013336 URSTA - RTAP - 2020		\$116,249	\$0	\$0	\$0	\$0	\$116,249
UTAH DEPT. OF TRANSPORTATION	Federal Aid	\$116,249	\$0	\$0	\$0	\$0	\$116,249
	Match	\$0	\$0	\$0	\$0	\$0	\$0
T- 016666 UDOT ADMIN - RTAP - 2019		\$114,863	\$0	\$0	\$0	\$0	\$114,863
UTAH DEPT. OF TRANSPORTATION	Federal Aid	\$114,863	\$0	\$0	\$0	\$0	\$114,863
	Match	\$0	\$0	\$0	\$0	\$0	\$0
T- 017576 +URSTA - RTAP - TRAINING		\$108,192	\$123,364	\$0	\$0	\$0	\$231,556
UTAH DEPT. OF TRANSPORTATION	Federal Aid	\$108,192	\$123,364	\$0	\$0	\$0	\$231,556
	Match	\$0	\$0	\$0	\$0	\$0	\$0

Program Description TRANSIT - RURAL

T- 010602 UDOT ADMIN - RTAP '		\$348,747	\$116,249	\$31,805	\$0	\$0	\$496,801
UTAH DEPT. OF TRANSPORTATION	Federal Aid	\$348,747	\$116,249	\$31,805	\$0	\$0	\$496,801
	Match	\$0	\$0	\$0	\$0	\$0	\$0



DRAFT

DRAFT STIP approved for Public Comment

UDOT electronic Program Management Statewide Transportation Improvement Program



STIP 2023-2028

Report Run on: Aug 30, 2022, 09:03 A.M.

epm345_stip_report (Rev 2179)

TRANSIT:

Fund FTA_5311_50%

Program Description LOGAN URBANIZED AREA

		2023	2024	2025	2026	CD	Total
T- 017569 OPERATING ASSISTANCE - (CVTD)		\$200,000	\$200,000	\$200,000	\$200,000	\$800,000	\$1,600,000
CACHE	Federal Aid	\$100,000	\$100,000	\$100,000	\$100,000	\$400,000	\$800,000
	Match	\$100,000	\$100,000	\$100,000	\$100,000	\$400,000	\$800,000

Program Description RURAL PUBLIC TRANSIT PROGRAM

T- 010413 +INTERCITY BUS - OPERATING		\$2,184,598	\$2,305,306	\$0	\$0	\$0	\$4,489,904
UTAH DEPT. OF TRANSPORTATION	Federal Aid	\$1,092,299	\$1,152,653	\$0	\$0	\$0	\$2,244,952
	Match	\$1,092,299	\$1,152,653	\$0	\$0	\$0	\$2,244,952
T- 010428 +PARK CITY TRANSIT: OPERATING		\$5,222,954	\$3,740,194	\$0	\$0	\$0	\$8,963,148
UTAH DEPT. OF TRANSPORTATION	Federal Aid	\$2,611,477	\$1,870,097	\$0	\$0	\$0	\$4,481,574
	Match	\$2,611,477	\$1,870,097	\$0	\$0	\$0	\$4,481,574
T- 010440 +UINTAH BASIN AOG: OPERATING		\$724,500	\$0	\$0	\$0	\$0	\$724,500
UTAH DEPT. OF TRANSPORTATION	Federal Aid	\$362,250	\$0	\$0	\$0	\$0	\$362,250
	Match	\$362,250	\$0	\$0	\$0	\$0	\$362,250
T- 010593 +CACHE VALLEY TRANSIT DISTRICT - OPERATING		\$351,000	\$0	\$0	\$0	\$0	\$351,000
UTAH DEPT. OF TRANSPORTATION	Federal Aid	\$175,500	\$0	\$0	\$0	\$0	\$175,500
	Match	\$175,500	\$0	\$0	\$0	\$0	\$175,500
T- 013332 +CEDAR CITY CORPORATION - OPERATING		\$65,500	\$0	\$0	\$0	\$0	\$65,500
UTAH DEPT. OF TRANSPORTATION	Federal Aid	\$32,750	\$0	\$0	\$0	\$0	\$32,750
	Match	\$32,750	\$0	\$0	\$0	\$0	\$32,750
T- 016655 INTERCITY BUS - OPERATING - 2019		\$2,174,168	\$0	\$0	\$0	\$0	\$2,174,168
UTAH DEPT. OF TRANSPORTATION	Federal Aid	\$1,087,084	\$0	\$0	\$0	\$0	\$1,087,084
	Match	\$1,087,084	\$0	\$0	\$0	\$0	\$1,087,084
T- 016656 CACHE VALLEY TRANSIT DISTRICT - OPERATING - 2019		\$392,590	\$0	\$0	\$0	\$0	\$392,590
UTAH DEPT. OF TRANSPORTATION	Federal Aid	\$196,295	\$0	\$0	\$0	\$0	\$196,295
	Match	\$196,295	\$0	\$0	\$0	\$0	\$196,295
T- 016657 PARK CITY TRANSIT - OPERATING - 2019		\$6,173,018	\$0	\$0	\$0	\$0	\$6,173,018
UTAH DEPT. OF TRANSPORTATION	Federal Aid	\$3,086,509	\$0	\$0	\$0	\$0	\$3,086,509
	Match	\$3,086,509	\$0	\$0	\$0	\$0	\$3,086,509
T- 016658 UINTAH BASIN AOG - OPERATING 2019		\$765,804	\$0	\$0	\$0	\$0	\$765,804
UTAH DEPT. OF TRANSPORTATION	Federal Aid	\$382,902	\$0	\$0	\$0	\$0	\$382,902
	Match	\$382,902	\$0	\$0	\$0	\$0	\$382,902
T- 017178 PARK CITY TRANSIT: OPERATING - 2020		\$6,580,032	\$0	\$0	\$0	\$0	\$6,580,032
UTAH DEPT. OF TRANSPORTATION	Federal Aid	\$3,290,016	\$0	\$0	\$0	\$0	\$3,290,016
	Match	\$3,290,016	\$0	\$0	\$0	\$0	\$3,290,016
T- 017179 UINTAH BASIN AOG: OPERATING - 2020		\$465,804	\$0	\$0	\$0	\$0	\$465,804
UTAH DEPT. OF TRANSPORTATION	Federal Aid	\$232,902	\$0	\$0	\$0	\$0	\$232,902
	Match	\$232,902	\$0	\$0	\$0	\$0	\$232,902



DRAFT

DRAFT STIP approved for Public Comment

UDOT electronic Program Management

Statewide Transportation Improvement Program



STIP 2023-2028

epm345_stip_report (Rev 2179)

Report Run on: Aug 30, 2022, 09:03 A.M.

TRANSIT:

Fund FTA_5311_50%

Program Description RURAL PUBLIC TRANSIT PROGRAM

		2023	2024	2025	2026	CD	Total
T- 017182	SALT LAKE EXPRESS: ICB OPERATING - 2020	\$2,227,144	\$0	\$0	\$0	\$0	\$2,227,144
UTAH DEPT. OF TRANSPORTATION		Federal Aid \$1,113,572	\$0	\$0	\$0	\$0	\$1,113,572
		Match \$1,113,572	\$0	\$0	\$0	\$0	\$1,113,572
T- 017573	+HIGH VALLEY TRANSIT - OPERATING	\$0	\$2,000,000	\$0	\$0	\$0	\$2,000,000
UTAH DEPT. OF TRANSPORTATION		Federal Aid \$0	\$1,000,000	\$0	\$0	\$0	\$1,000,000
		Match \$0	\$1,000,000	\$0	\$0	\$0	\$1,000,000



DRAFT

DRAFT STIP approved for Public Comment

UDOT electronic Program Management Statewide Transportation Improvement Program



STIP 2023-2028

Report Run on: Aug 30, 2022, 09:03 A.M.

epm345_stip_report (Rev 2179)

TRANSIT:

Fund FTA_5311_80

Program Description RURAL PUBLIC TRANSIT PROGRAM

		2023	2024	2025	2026	CD	Total
T- 017185	PARK CITY TRANSIT: PROJECT ADMIN - 2020	\$133,275	\$0	\$0	\$0	\$0	\$133,275
	Program and Planning Department	\$106,620	\$0	\$0	\$0	\$0	\$106,620
	Federal Aid	\$26,655	\$0	\$0	\$0	\$0	\$26,655
	Match						
T- 010408	+CEDAR CITY CORPORATION: BUS (RURAL)	\$106,250	\$0	\$0	\$0	\$0	\$106,250
	UTAH DEPT. OF TRANSPORTATION	\$85,000	\$0	\$0	\$0	\$0	\$85,000
	Federal Aid	\$21,250	\$0	\$0	\$0	\$0	\$21,250
	Match						
T- 010427	+UINTAH BASIN AOG: PROJECT ADMINISTRATION	\$261,000	\$437,500	\$0	\$0	\$0	\$698,500
	UTAH DEPT. OF TRANSPORTATION	\$208,800	\$350,000	\$0	\$0	\$0	\$558,800
	Federal Aid	\$52,200	\$87,500	\$0	\$0	\$0	\$139,700
	Match						
T- 010594	CACHE VALLEY TRANSIT; ADMINISTRATION '	\$748,869	\$136,000	\$0	\$0	\$0	\$884,869
	UTAH DEPT. OF TRANSPORTATION	\$599,095	\$108,800	\$0	\$0	\$0	\$707,895
	Federal Aid	\$149,774	\$27,200	\$0	\$0	\$0	\$176,974
	Match						
T- 010596	CEDAR CITY CORPORATION - CAPITAL - SIGNS	\$10,800	\$0	\$0	\$0	\$0	\$10,800
	UTAH DEPT. OF TRANSPORTATION	\$8,640	\$0	\$0	\$0	\$0	\$8,640
	Federal Aid	\$2,160	\$0	\$0	\$0	\$0	\$2,160
	Match						
T- 010597	+PARK CITY TRANSIT - PROJECT ADMIN	\$1,900,000	\$625,000	\$0	\$0	\$0	\$2,525,000
	UTAH DEPT. OF TRANSPORTATION	\$1,520,000	\$500,000	\$0	\$0	\$0	\$2,020,000
	Federal Aid	\$380,000	\$125,000	\$0	\$0	\$0	\$505,000
	Match						
T- 010598	+PARK CITY TRANSIT -CAPITAL - BUSES/EQUIPMENT	\$0	\$1,000,000	\$0	\$0	\$0	\$1,000,000
	UTAH DEPT. OF TRANSPORTATION	\$0	\$800,000	\$0	\$0	\$0	\$800,000
	Federal Aid	\$0	\$200,000	\$0	\$0	\$0	\$200,000
	Match						
T- 011396	SOUTHEASTERN UTAH ALG '	\$17,500	\$0	\$0	\$0	\$0	\$17,500
	UTAH DEPT. OF TRANSPORTATION	\$14,000	\$0	\$0	\$0	\$0	\$14,000
	Federal Aid	\$3,500	\$0	\$0	\$0	\$0	\$3,500
	Match						
T- 013333	+FIVE COUNTY AOG; CAPITAL - JARC -MOBILITY MANAGEMENT	\$65,000	\$52,000	\$0	\$0	\$0	\$117,000
	UTAH DEPT. OF TRANSPORTATION	\$52,000	\$41,600	\$0	\$0	\$0	\$93,600
	Federal Aid	\$13,000	\$10,400	\$0	\$0	\$0	\$23,400
	Match						
T- 013334	TOOELE COUNTY - CAPITAL - MOBILIBY MANAGEMENT '	\$141,567	\$0	\$0	\$0	\$0	\$141,567
	UTAH DEPT. OF TRANSPORTATION	\$113,254	\$0	\$0	\$0	\$0	\$113,254
	Federal Aid	\$28,313	\$0	\$0	\$0	\$0	\$28,313
	Match						
T- 015081	+UINTAH BASIN AOG- CAPITAL - JARC MOBILITY MANAGEMENT	\$0	\$50,000	\$0	\$0	\$0	\$50,000
	UTAH DEPT. OF TRANSPORTATION	\$0	\$40,000	\$0	\$0	\$0	\$40,000
	Federal Aid	\$0	\$10,000	\$0	\$0	\$0	\$10,000
	Match						
T- 016659	CACHE VALLEY TRANSIT - PROJECT ADMIN - 2019	\$256,869	\$0	\$0	\$0	\$0	\$256,869
	UTAH DEPT. OF TRANSPORTATION	\$205,495	\$0	\$0	\$0	\$0	\$205,495
	Federal Aid	\$51,374	\$0	\$0	\$0	\$0	\$51,374
	Match						



DRAFT

DRAFT STIP approved for Public Comment

UDOT electronic Program Management Statewide Transportation Improvement Program



STIP 2023-2028

Report Run on: Aug 30, 2022, 09:03 A.M.

epm345_stip_report (Rev 2179)

TRANSIT:

Fund FTA_5311_80

Program Description RURAL PUBLIC TRANSIT PROGRAM

		2023	2024	2025	2026	CD	Total
T- 016660 CEDAR CITY CORPORATION - CAPITAL - BUS(ES) - 2019		\$70,000	\$0	\$0	\$0	\$0	\$70,000
UTAH DEPT. OF TRANSPORTATION	Federal Aid	\$56,000	\$0	\$0	\$0	\$0	\$56,000
	Match	\$14,000	\$0	\$0	\$0	\$0	\$14,000
T- 016661 PARK CITY TRANSIT - CAPITAL - CONSTRUCTION - 2019		\$1,601,315	\$0	\$0	\$0	\$0	\$1,601,315
UTAH DEPT. OF TRANSPORTATION	Federal Aid	\$1,281,052	\$0	\$0	\$0	\$0	\$1,281,052
	Match	\$320,263	\$0	\$0	\$0	\$0	\$320,263
T- 016662 PARK CITY TRANSIT - PROJECT ADMIN - 2019		\$383,275	\$0	\$0	\$0	\$0	\$383,275
UTAH DEPT. OF TRANSPORTATION	Federal Aid	\$306,620	\$0	\$0	\$0	\$0	\$306,620
	Match	\$76,655	\$0	\$0	\$0	\$0	\$76,655
T- 016663 UINTAH BASIN AOG - PROJECT ADMIN -2019		\$319,085	\$0	\$0	\$0	\$0	\$319,085
UTAH DEPT. OF TRANSPORTATION	Federal Aid	\$255,268	\$0	\$0	\$0	\$0	\$255,268
	Match	\$63,817	\$0	\$0	\$0	\$0	\$63,817
T- 016664 UINTAH BASIN AOG - CAPITAL - BUS(ES) - 2019		\$406,250	\$0	\$0	\$0	\$0	\$406,250
UTAH DEPT. OF TRANSPORTATION	Federal Aid	\$325,000	\$0	\$0	\$0	\$0	\$325,000
	Match	\$81,250	\$0	\$0	\$0	\$0	\$81,250
T- 016665 TOOELE COUNTY - CAPITAL - MOBILITY MANAGEMENT - 2019		\$81,250	\$0	\$0	\$0	\$0	\$81,250
UTAH DEPT. OF TRANSPORTATION	Federal Aid	\$65,000	\$0	\$0	\$0	\$0	\$65,000
	Match	\$16,250	\$0	\$0	\$0	\$0	\$16,250
T- 017181 +CEDAR CITY CORPORTATION - CAPITAL - VAN		\$60,000	\$0	\$0	\$0	\$0	\$60,000
UTAH DEPT. OF TRANSPORTATION	Federal Aid	\$48,000	\$0	\$0	\$0	\$0	\$48,000
	Match	\$12,000	\$0	\$0	\$0	\$0	\$12,000
T- 017183 UINTAH BASIN AOG: PROJECT ADMIN - 2020		\$194,085	\$0	\$0	\$0	\$0	\$194,085
UTAH DEPT. OF TRANSPORTATION	Federal Aid	\$155,268	\$0	\$0	\$0	\$0	\$155,268
	Match	\$38,817	\$0	\$0	\$0	\$0	\$38,817
T- 017184 +CACHE VALLEY TRANSIT: PROJECT ADMIN		\$136,000	\$0	\$0	\$0	\$0	\$136,000
UTAH DEPT. OF TRANSPORTATION	Federal Aid	\$108,800	\$0	\$0	\$0	\$0	\$108,800
	Match	\$27,200	\$0	\$0	\$0	\$0	\$27,200
T- 017186 PARK CITY TRANSIT: CAPITAL - BUSES/EQUIPMENT - 2020		\$1,973,815	\$0	\$0	\$0	\$0	\$1,973,815
UTAH DEPT. OF TRANSPORTATION	Federal Aid	\$1,579,052	\$0	\$0	\$0	\$0	\$1,579,052
	Match	\$394,763	\$0	\$0	\$0	\$0	\$394,763
T- 017187 CEDAR CITY CORPORATION: PROJECT ADMIN - 2020		\$50,000	\$0	\$0	\$0	\$0	\$50,000
UTAH DEPT. OF TRANSPORTATION	Federal Aid	\$40,000	\$0	\$0	\$0	\$0	\$40,000
	Match	\$10,000	\$0	\$0	\$0	\$0	\$10,000
T- 017188 FIVE COUNTY AOG: CAPITAL - MOBILITY MGT - 2020		\$12,500	\$0	\$0	\$0	\$0	\$12,500
UTAH DEPT. OF TRANSPORTATION	Federal Aid	\$10,000	\$0	\$0	\$0	\$0	\$10,000
	Match	\$2,500	\$0	\$0	\$0	\$0	\$2,500

**DRAFT**

DRAFT STIP approved for Public Comment

**UDOT electronic Program Management
Statewide Transportation Improvement Program****STIP 2023-2028**

Report Run on: Aug 30, 2022, 09:03 A.M.

epm345_stip_report (Rev 2179)

TRANSIT:**Fund FTA_5311_80****Program Description** RURAL PUBLIC TRANSIT PROGRAM

		2023	2024	2025	2026	CD	Total
T- 017190 CEDAR CITY CORPORATION: CAPITAL - BUSES - 2020		\$117,500	\$0	\$0	\$0	\$0	\$117,500
UTAH DEPT. OF TRANSPORTATION	Federal Aid	\$94,000	\$0	\$0	\$0	\$0	\$94,000
	Match	\$23,500	\$0	\$0	\$0	\$0	\$23,500
T- 017191 UINTAH BASIN AOG: CAPITAL - SUPPORT VEHICLE - 2020		\$75,000	\$0	\$0	\$0	\$0	\$75,000
UTAH DEPT. OF TRANSPORTATION	Federal Aid	\$60,000	\$0	\$0	\$0	\$0	\$60,000
	Match	\$15,000	\$0	\$0	\$0	\$0	\$15,000
T- 017574 +HIGH VALLEY TRANSIT - PROJECT ADMIN		\$0	\$662,500	\$0	\$0	\$0	\$662,500
UTAH DEPT. OF TRANSPORTATION	Federal Aid	\$0	\$530,000	\$0	\$0	\$0	\$530,000
	Match	\$0	\$132,500	\$0	\$0	\$0	\$132,500
T- 017575 +HIGH VALLEY TRANSIT - CAPITAL - BUSES		\$0	\$1,250,000	\$0	\$0	\$0	\$1,250,000
UTAH DEPT. OF TRANSPORTATION	Federal Aid	\$0	\$1,000,000	\$0	\$0	\$0	\$1,000,000
	Match	\$0	\$250,000	\$0	\$0	\$0	\$250,000

Program Description RURAL TRANSPORTATION ASSISTANCE PROGRAM

T- 010429 +UTE TRIBE - CAPITAL - CONSTRUCTION		\$400,000	\$0	\$0	\$0	\$0	\$400,000
UTAH DEPT. OF TRANSPORTATION	Federal Aid	\$320,000	\$0	\$0	\$0	\$0	\$320,000
	Match	\$80,000	\$0	\$0	\$0	\$0	\$80,000

Program Description ST. GEORGE URBANIZED AREA

T- 013360 OPERATING ASSISTANCE (DIXIE MPO)		\$0	\$0	\$500,000	\$500,000	\$500,000	\$1,500,000
DIXIE MPO PROJECTS	Federal Aid	\$0	\$0	\$400,000	\$400,000	\$400,000	\$1,200,000
	Match	\$0	\$0	\$100,000	\$100,000	\$100,000	\$300,000
T- 013362 BUS STOP IMPROVEMENTS - (DIXIE MPO)		\$0	\$0	\$50,000	\$50,000	\$50,000	\$150,000
DIXIE MPO PROJECTS	Federal Aid	\$0	\$0	\$40,000	\$40,000	\$40,000	\$120,000
	Match	\$0	\$0	\$10,000	\$10,000	\$10,000	\$30,000

Program Description TRANSIT - RURAL

T- 010600 +UINTAH BASIN AOG - CAPITAL-BUSES		\$0	\$500,000	\$0	\$0	\$0	\$500,000
UTAH DEPT. OF TRANSPORTATION	Federal Aid	\$0	\$400,000	\$0	\$0	\$0	\$400,000
	Match	\$0	\$100,000	\$0	\$0	\$0	\$100,000

Fund FTA_5312_77.**Program Description** TRANSIT - NEW SERVICE

T- 010411 POLARIZED INFRARED & OPTICAL IMAGING SYSTEM FOR TRANSIT INFRAS'		\$436,442	\$0	\$0	\$0	\$0	\$436,442
UTA WFRM PROJECT	Federal Aid	\$338,155	\$0	\$0	\$0	\$0	\$338,155
	Match	\$98,287	\$0	\$0	\$0	\$0	\$98,287

Fund FTA_5312_85%**Program Description** SALT LAKE URBANIZED AREA

T- 015252 FY 2018 SAFETY RESEARCH & DEMONSTRATION PROGRAM - SUICIDE PRI		\$263,529	\$0	\$0	\$0	\$0	\$263,529
UTA WFRM PROJECT	Federal Aid	\$224,000	\$0	\$0	\$0	\$0	\$224,000
	Match	\$39,529	\$0	\$0	\$0	\$0	\$39,529

Program Description SALT LAKE/OGDEN/LAYTON URBANIZED AREA

T- 016787 PUBLIC TRANSPORTATION COVID-19 RESEARCH DEMO GRANT PROGRAM		\$597,882	\$0	\$0	\$0	\$0	\$597,882
UTA WFRM PROJECT	Federal Aid	\$508,200	\$0	\$0	\$0	\$0	\$508,200
	Match	\$89,682	\$0	\$0	\$0	\$0	\$89,682



DRAFT

DRAFT STIP approved for Public Comment

UDOT electronic Program Management

Statewide Transportation Improvement Program



STIP 2023-2028

epm345_stip_report (Rev 2179)

Report Run on: Aug 30, 2022, 09:03 A.M.

TRANSIT:

2023	2024	2025	2026	CD	Total
------	------	------	------	----	-------

Fund FTA_5338

Program Description TRANSIT - UTAH COUNTY SERVICE AREA

T- 004376 FY 2019 PILOT PROGRAM FOR TOD PLANNING/SOUTH UTAH COUNTY FRON UTA MAG PROJECT		\$312,500	\$0	\$0	\$0	\$0	\$312,500
	Federal Aid	\$250,000	\$0	\$0	\$0	\$0	\$250,000
	Match	\$62,500	\$0	\$0	\$0	\$0	\$62,500
T- 011418 FY 2019 PILOT PROGRAM FOR TOD PLANNING /PT. OF MOUNTAIN - HIGHLA UTA MAG PROJECT		\$343,750	\$0	\$0	\$0	\$0	\$343,750
	Federal Aid	\$275,000	\$0	\$0	\$0	\$0	\$275,000
	Match	\$68,750	\$0	\$0	\$0	\$0	\$68,750



DRAFT

DRAFT STIP approved for Public Comment

UDOT electronic Program Management Statewide Transportation Improvement Program



STIP 2023-2028

epm345_stip_report (Rev 2179)

Report Run on: Aug 30, 2022, 09:03 A.M.

TRANSIT:

Fund FTA_5339_80

Program Description RURAL PUBLIC TRANSIT PROGRAM

		2023	2024	2025	2026	CD	Total
T- 004300 PARK CITY - CAPITAL - BUSES/EQUIPMENT - 2021		\$2,187,500	\$0	\$0	\$0	\$0	\$2,187,500
UTAH DEPT. OF TRANSPORTATION	Federal Aid	\$1,750,000	\$0	\$0	\$0	\$0	\$1,750,000
	Match	\$437,500	\$0	\$0	\$0	\$0	\$437,500
T- 006455 +UINTAH BASIN AOG - CAPITAL -BUSES		\$500,000	\$0	\$0	\$0	\$0	\$500,000
UTAH DEPT. OF TRANSPORTATION	Federal Aid	\$400,000	\$0	\$0	\$0	\$0	\$400,000
	Match	\$100,000	\$0	\$0	\$0	\$0	\$100,000
T- 010406 +CACHE VALLEY TRANSIT: CAPITAL - BUSES (SMALL URBAN)		\$540,289	\$465,406	\$0	\$0	\$0	\$1,005,695
UTAH DEPT. OF TRANSPORTATION	Federal Aid	\$432,231	\$372,325	\$0	\$0	\$0	\$804,556
	Match	\$108,058	\$93,081	\$0	\$0	\$0	\$201,139
T- 010409 +PARK CITY TRANSIT: CONSTRUCTION		\$0	\$1,250,000	\$0	\$0	\$0	\$1,250,000
UTAH DEPT. OF TRANSPORTATION	Federal Aid	\$0	\$1,000,000	\$0	\$0	\$0	\$1,000,000
	Match	\$0	\$250,000	\$0	\$0	\$0	\$250,000
T- 011403 +UINTAH BASIN AOG; CAPITAL -CONSTRUCTION/ BUS SHELTERS		\$0	\$24,000	\$0	\$0	\$0	\$24,000
UTAH DEPT. OF TRANSPORTATION	Federal Aid	\$0	\$19,200	\$0	\$0	\$0	\$19,200
	Match	\$0	\$4,800	\$0	\$0	\$0	\$4,800
T- 016649 PARK CITY TRANSIT - CAPITAL BUSES - 2019		\$2,807,910	\$0	\$0	\$0	\$0	\$2,807,910
UTAH DEPT. OF TRANSPORTATION	Federal Aid	\$2,246,328	\$0	\$0	\$0	\$0	\$2,246,328
	Match	\$561,582	\$0	\$0	\$0	\$0	\$561,582
T- 016650 CACHE VALLEY TRANSIT - CAPITAL BUSES - 2019		\$1,567,090	\$0	\$0	\$0	\$0	\$1,567,090
UTAH DEPT. OF TRANSPORTATION	Federal Aid	\$1,253,672	\$0	\$0	\$0	\$0	\$1,253,672
	Match	\$313,418	\$0	\$0	\$0	\$0	\$313,418
T- 017571 +PARK CITY TRANSIT - CAPITAL - BUSES (STATEWIDE)		\$2,000,000	\$1,000,000	\$0	\$0	\$0	\$3,000,000
UTAH DEPT. OF TRANSPORTATION	Federal Aid	\$1,600,000	\$800,000	\$0	\$0	\$0	\$2,400,000
	Match	\$400,000	\$200,000	\$0	\$0	\$0	\$600,000
T- 017572 +HIGH VALLEY TRANSIT - CAPITAL - CONSTRUCTION		\$0	\$2,101,000	\$0	\$0	\$0	\$2,101,000
UTAH DEPT. OF TRANSPORTATION	Federal Aid	\$0	\$1,680,800	\$0	\$0	\$0	\$1,680,800
	Match	\$0	\$420,200	\$0	\$0	\$0	\$420,200

Program Description TRANSIT - RURAL

T- 016652 PARK CITY - CAPITAL - BUSES/EQUIPMENT - 2020		\$430,000	\$0	\$0	\$0	\$0	\$430,000
UTAH DEPT. OF TRANSPORTATION	Federal Aid	\$344,000	\$0	\$0	\$0	\$0	\$344,000
	Match	\$86,000	\$0	\$0	\$0	\$0	\$86,000

Program Description TRANSIT - SMALL URBAN

T- 012444 +CACHE VALLEY TRANSIT - CAPITAL - BUSES (STATEWIDE)		\$1,875,000	\$0	\$0	\$0	\$0	\$1,875,000
UTAH DEPT. OF TRANSPORTATION	Federal Aid	\$1,500,000	\$0	\$0	\$0	\$0	\$1,500,000
	Match	\$375,000	\$0	\$0	\$0	\$0	\$375,000
T- 016651 CACHE VALLEY TRANSIT - CAPITAL BUSES - 2019		\$470,896	\$0	\$0	\$0	\$0	\$470,896
UTAH DEPT. OF TRANSPORTATION	Federal Aid	\$376,717	\$0	\$0	\$0	\$0	\$376,717
	Match	\$94,179	\$0	\$0	\$0	\$0	\$94,179



DRAFT

DRAFT STIP approved for Public Comment

UDOT electronic Program Management Statewide Transportation Improvement Program



STIP 2023-2028

Report Run on: Aug 30, 2022, 09:03 A.M.

epm345_stip_report (Rev 2179)

TRANSIT:		2023	2024	2025	2026	CD	Total
Fund FTA_5339_80A							
Program Description OGDEN/LAYTON URBANIZED AREA							
T- 017587 +BUS PURCHASES, OVERHAULS & BUS RELATED STOP & OPERATOR RELI		\$1,209,059	\$1,239,619	\$1,264,565	\$1,585,291	\$3,218,299	\$8,516,833
UTA WFRC PROJECT	Federal Aid	\$967,247	\$991,695	\$1,011,652	\$1,268,233	\$2,574,639	\$6,813,466
	Match	\$241,812	\$247,924	\$252,913	\$317,058	\$643,660	\$1,703,367
Program Description SALT LAKE URBANIZED AREA							
T- 007030 +BUS PURCHASES, OVERHAULS & BUS RELATED STOP & OPERATOR RELI		\$2,194,265	\$2,249,728	\$2,295,000	\$2,877,070	\$5,840,741	\$15,456,804
UTA WFRC PROJECT	Federal Aid	\$1,755,412	\$1,799,782	\$1,836,000	\$2,301,656	\$4,672,593	\$12,365,443
	Match	\$438,853	\$449,946	\$459,000	\$575,414	\$1,168,148	\$3,091,361
Program Description TRANSIT - NEW SERVICE							
T- 006170 +BUS: PURCHASE/OVERHAUL, BUS STOPS, AND OPERATOR RELIEF FACILI		\$738,345	\$757,008	\$772,241	\$968,101	\$1,965,343	\$5,201,038
UTA MAG PROJECT	Federal Aid	\$590,676	\$605,606	\$617,793	\$774,481	\$1,572,274	\$4,160,830
	Match	\$147,669	\$151,402	\$154,448	\$193,620	\$393,069	\$1,040,208
Fund FTA_5339_80B							
Program Description TRANSIT - STATEWIDE							
T- 017126 PARK CITY - CAPITAL - BUS & BUS FACILITIES DISCRETIONARY - 2019		\$500,000	\$0	\$0	\$0	\$0	\$500,000
UTAH DEPT. OF TRANSPORTATION	Federal Aid	\$400,000	\$0	\$0	\$0	\$0	\$400,000
	Match	\$100,000	\$0	\$0	\$0	\$0	\$100,000
Fund FTA_5339_80C							
Program Description LOW OR NO VEHICLE PROGRAM							
T- 017137 FY 2021 LOW NO TOOEELE EV MICROTRANSIT PROJECT - TOOEELE COUNTY		\$1,720,200	\$0	\$0	\$0	\$0	\$1,720,200
UTA WFRC PROJECT	Federal Aid	\$1,376,160	\$0	\$0	\$0	\$0	\$1,376,160
	Match	\$344,040	\$0	\$0	\$0	\$0	\$344,040
Program Description TRANSIT - STATEWIDE							
T- 016648 PARK CITY - CAPITAL - BUSES/EQUIPMENT - 2018		\$2,862,500	\$0	\$0	\$0	\$0	\$2,862,500
UTAH DEPT. OF TRANSPORTATION	Federal Aid	\$2,290,000	\$0	\$0	\$0	\$0	\$2,290,000
	Match	\$572,500	\$0	\$0	\$0	\$0	\$572,500
T- 017127 PARK CITY - CAPITAL - LONO DISCRETIONARY - 2020		\$1,350,000	\$0	\$0	\$0	\$0	\$1,350,000
UTAH DEPT. OF TRANSPORTATION	Federal Aid	\$1,080,000	\$0	\$0	\$0	\$0	\$1,080,000
	Match	\$270,000	\$0	\$0	\$0	\$0	\$270,000
Fund FTA_5339_85							
Program Description ST. GEORGE URBANIZED AREA							
T- 017570 EXPANSION BUSES (DIXIE MPO)		\$0	\$7,000,000	\$0	\$0	\$0	\$7,000,000
DIXIE MPO PROJECTS	Federal Aid	\$0	\$5,950,000	\$0	\$0	\$0	\$5,950,000
	Match	\$0	\$1,050,000	\$0	\$0	\$0	\$1,050,000
Fund FTA_ARPA_100							
Program Description RURAL PUBLIC TRANSIT PROGRAM							
T- 017128 HIGH VALLEY TRANSIT - CAPITAL - CONSTRUCTION		\$3,364,348	\$0	\$0	\$0	\$0	\$3,364,348
UTAH DEPT. OF TRANSPORTATION	Federal Aid	\$3,364,348	\$0	\$0	\$0	\$0	\$3,364,348
	Match	\$0	\$0	\$0	\$0	\$0	\$0



DRAFT

DRAFT STIP approved for Public Comment

UDOT electronic Program Management Statewide Transportation Improvement Program



STIP 2023-2028

Report Run on: Aug 30, 2022, 09:03 A.M.

epm345_stip_report (Rev 2179)

TRANSIT:		2023	2024	2025	2026	CD	Total
Fund FTA_CARE_100							
Program Description RURAL PUBLIC TRANSIT PROGRAM							
T- 016793 PARK CITY TRANSIT - CAPITAL - CONSTRUCTION - 2020 (BUS SHELTER EN		\$1,606,131	\$0	\$0	\$0	\$0	\$1,606,131
UTAH DEPT. OF TRANSPORTATION	Federal Aid	\$1,606,131	\$0	\$0	\$0	\$0	\$1,606,131
	Match	\$0	\$0	\$0	\$0	\$0	\$0
T- 017125 HIGH VALLEY TRANSIT - CAPITAL - CONSTRUCTION - 2020 (BUS SHELTERS		\$600,000	\$0	\$0	\$0	\$0	\$600,000
UTAH DEPT. OF TRANSPORTATION	Federal Aid	\$600,000	\$0	\$0	\$0	\$0	\$600,000
	Match	\$0	\$0	\$0	\$0	\$0	\$0
Fund FTA_CRRSAA_1							
Program Description RURAL PUBLIC TRANSIT PROGRAM							
T- 017130 HIGH VALLEY TRANSIT - CAPITAL - CONSTRUCTION		\$4,000,000	\$0	\$0	\$0	\$0	\$4,000,000
UTAH DEPT. OF TRANSPORTATION	Federal Aid	\$4,000,000	\$0	\$0	\$0	\$0	\$4,000,000
	Match	\$0	\$0	\$0	\$0	\$0	\$0
Fund LOCAL_GOVT							
Program Description OGDEN/LAYTON URBANIZED AREA							
T- 017540 OGDEN/LAYTON - FFY 2021 ONLY - ENHANCED MOBILITY OF SENIORS & IN		\$32,100	\$0	\$0	\$0	\$0	\$32,100
UTA WFRC PROJECT	Federal Aid	\$0	\$0	\$0	\$0	\$0	\$0
	Match	\$0	\$0	\$0	\$0	\$0	\$0
Program Description PROVO/OREM URBANIZED AREA							
T- 017546 PROVO/OREM AREA - FFY 2021 ONLY - ENHANCED MOBILITY OF SENIORS & I		\$22,000	\$0	\$0	\$0	\$0	\$22,000
UTA MAG PROJECT	Federal Aid	\$0	\$0	\$0	\$0	\$0	\$0
	Match	\$0	\$0	\$0	\$0	\$0	\$0
Program Description SALT LAKE URBANIZED AREA							
T- 017536 SALT LAKE AREA - FFY 2021 ONLY - ENHANCED MOBILITY OF SENIORS & I		\$48,000	\$0	\$0	\$0	\$0	\$48,000
UTA WFRC PROJECT	Federal Aid	\$0	\$0	\$0	\$0	\$0	\$0
	Match	\$0	\$0	\$0	\$0	\$0	\$0
Fund ST_TTIF							
Program Description TRANSIT - STATEWIDE							
T- 016456 FRONTRUNNER COMMUTER RAIL STRATEGIC ENHANCEMENTS		\$0	\$100,000,000	\$0	\$0	\$200,000,000	\$300,000,000
UTA WFRC PROJECT	Federal Aid	\$0	\$0	\$0	\$0	\$0	\$0
	Match	\$0	\$100,000,000	\$0	\$0	\$200,000,000	\$300,000,000



DRAFT

DRAFT STIP approved for Public Comment

UDOT electronic Program Management Statewide Transportation Improvement Program



STIP 2023-2028

Report Run on: Aug 30, 2022, 09:03 A.M.

epm345_stip_report (Rev 2179)

TRANSIT:		2023	2024	2025	2026	CD	Total
Fund TFER_2_UTA							
Program Description AIR QUALITY - FTA FUND TRANSFER							
T- 004964 AIR QUALITY - RIDESHARE - WFRC OGDEN/LAYTON AREA*		\$168,541	\$0	\$0	\$0	\$0	\$168,541
UTA WFRC PROJECT							
	Federal Aid	\$157,131	\$0	\$0	\$0	\$0	\$157,131
	Match	\$11,410	\$0	\$0	\$0	\$0	\$11,410
T- 004969 ITS/APTS DEPLOYMENT IN SALT LAKE*		\$536,308	\$0	\$0	\$0	\$0	\$536,308
UTA WFRC PROJECT							
	Federal Aid	\$500,000	\$0	\$0	\$0	\$0	\$500,000
	Match	\$36,308	\$0	\$0	\$0	\$0	\$36,308
T- 006367 ITS/APTS IN OGDEN/LAYTON		\$923,522	\$0	\$0	\$0	\$0	\$923,522
UTA WFRC PROJECT							
	Federal Aid	\$861,000	\$0	\$0	\$0	\$0	\$861,000
	Match	\$62,522	\$0	\$0	\$0	\$0	\$62,522
Program Description SALT LAKE OGDEN URBANIZED AREA							
T- 009528 SKI BUS SERVICE FROM DOWNTOWN OGDEN TO OGDEN VALLEY*		\$1,998,284	\$0	\$0	\$0	\$0	\$1,998,284
UTA WFRC PROJECT							
	Federal Aid	\$1,863,000	\$0	\$0	\$0	\$0	\$1,863,000
	Match	\$135,284	\$0	\$0	\$0	\$0	\$135,284
Program Description SALT LAKE URBANIZED AREA							
T- 016095 AIR QUALITY - RIDESHARE - WFRC - SALT LAKE AREA*		\$341,879	\$0	\$0	\$0	\$0	\$341,879
UTA WFRC PROJECT							
	Federal Aid	\$318,734	\$0	\$0	\$0	\$0	\$318,734
	Match	\$23,145	\$0	\$0	\$0	\$0	\$23,145
Fund UTA_FUNDS							
Program Description SALT LAKE/OGDEN/LAYTON URBANIZED AREA							
T- 004272 UTA 5 YEAR CAPITAL PLAN AT " WWW.RIDEUTA.COM/ABOUT-UTA/UTA-REF		\$0	\$0	\$0	\$0	\$0	\$0
Program and Planning Department							
	Federal Aid	\$0	\$0	\$0	\$0	\$0	\$0
	Match	\$0	\$0	\$0	\$0	\$0	\$0
Program Description TRANSIT - UTAH COUNTY SERVICE AREA							
T- 011419 UTA 5 YEAR CAPITAL PLAN AT " WWW.RIDEUTA.COM/ABOUT-UTA/UTA-REF		\$0	\$0	\$0	\$0	\$0	\$0
Program and Planning Department							
	Federal Aid	\$0	\$0	\$0	\$0	\$0	\$0
	Match	\$0	\$0	\$0	\$0	\$0	\$0