

TRANSPORTATION IMPROVEMENT PROGRAM (TIP) 2022-2027 PROJECTS

For the

WASATCH FRONT REGIONAL COUNCIL (WFRC) AREA

Including a separate listing of the following programs

Urban Surface Transportation Program (STP),
Congestion Mitigation/ Air Quality Program (CMAQ),
Transportation Alternatives Program (TAP)

Other Federal Highway Administration Funds	Federal Transit Administration Funds	State Funds
National Highway Performance Interstate Maintenance (IM) National Highway System (NHS) Bridge On State System Bridge Replacement Off System – Local Off System – Optional Minimum Guarantee Highway Safety Improvement Safety Any Area Rail/ Highway Crossing – Hazard Elimination Recreational Trails Program Safe Routes to School STP - Any Area Statewide TIGER Discretionary Funds Other Federal Funds	<u>Sec. 5303</u> – MPO & Statewide Planning <u>Sec. 5307</u> – Urbanized Area Formula <u>Sec. 5309</u> – Capital Investment Program – New Starts <u>Sec. 5309</u> – Capital Investment Program – Bus <u>Sec. 5309</u> – Capital Investment –Fixed Guide-way Modernization <u>Sect. 5310</u> – Elderly Persons and Persons with Disabilities <u>Sec. 5337</u> – State of Good Repair <u>Sec. 5339</u> – Buses and Bus Facilities Capital Investment Programs	State Construction Centennial Highway Funds Critical Highway Need Funds Highway Construction - Program State General Funds State Traffic Corridor - Preservation Transportation Investment - Fund (TIF)

Section includes;

- Glossary of Federal Funding Types
- Financial Tables
- Performance Measures
- Projects included in the 2022-2027 Transportation Improvement Program (TIP)
 - Urban Surface Transportation Program (STP) Projects
 - Congestion Mitigation/ Air Quality Program (CMAQ) Projects
 - Transportation Alternatives Program (TAP) Projects
 - Other Federal-Aid Funded and State Funded Projects
 - Transit Funded Projects

Glossary of Federal Funding Types

2022-2027 **TRANSPORTATION** **IMPROVEMENT PROGRAM (TIP)** **PROJECTS**

For the

WASATCH FRONT REGIONAL **COUNCIL (WFRC) AREA**



UDOT electronic Program Management

STIP Planning Fund Table



epm381_plan_fund (Rev 448)

Report run on: August 31, 2021 7:36 PM

Plan Fund	Description	Category	Fed Aid	Reg	Fed/St
5309 FIX_GDW	SEC 509 FIXED GUIDEWAY GRANT	LOCAL	100.00	Y	F
BRD_F	BRIDGE RESEARCH & DEPLOY PRG	MISC	50.00	Y	F
BR_OFF	BRIDGE REHAB/REPLACEMENT (OFF SYSTEM)	BRIDGE	80.00	Y	F
BR_ON/OFF	BRIDGE REHAB/REPLACEMENT (ON/OFF)	BRIDGE	80.00	Y	F
BYWAYS	SCENIC BYWAYS	FLH	80.00	Y	F
CMAQ_BOX_EL1	CONGESTION MITIGATION @100%	CMAQ	100.00	Y	F
CMAQ_BOX_ELD	CONGESTION MITIGATION / AIR (BOX ELDER)	CMAQ	93.23	Y	F
CMAQ_CACHE	CONGESTION MITIGATION/AIR QUALITY (CACHE	CMAQ	93.23	Y	F
CMAQ_CACHE1	CMAQ CACHE @ 100%	CMAQ	100.00	Y	F
CMAQ_MAG	CONGESTION MITIGATION/AIR QUALITY (MAG)	CMAQ	93.23	Y	F
CMAQ_MAG_100	CMAQ MAG @ 100 %	CMAQ	100.00	Y	F
CMAQ_PM2.5	CMAQ REDUCE PM 2.5 EMISSIONS	CMAQ	93.23	Y	F
CMAQ_PM2.5_1	CMAQ 2.5 @ 100% PRORATA	CMAQ	100.00	Y	F
CMAQ_TOOELE	CONGESTION MITIGATION/AIR QUALITY (TOOELE	CMAQ	93.23	Y	F
CMAQ_TOOELE1	CMAQ TOOELE @ 100 %	CMAQ	100.00	Y	F
CMAQ_WFRC	CONGESTION MITIGATION/AIR QUALITY (WFRC)	CMAQ	93.23	Y	F
CMAQ_WFRC_1	CMAQ WFRC @ 100 % PRO-RATA	CMAQ	100.00	Y	F
COVID_UTA	CRRSAA FUNDS FOR UTA	STP	100.00	Y	F
EM_2005_IMD	EARMARK - IM DISCRETIONARY (2005)	EARMARK	94.18	Y	F
EM_2005_PLH	EARMARK - PUBLIC LANDS HWYS (2005)	EARMARK	100.00	Y	F
EM_2006_112	EARMARK - SECTION 112 (2006)	EARMARK	100.00	Y	F
EM_2006_PLH	EARMARK - PUBLIC LANDS HWYS (2006)	EARMARK	100.00	Y	F
EM_2008_129	EARMARK - SECTION 129	EARMARK	100.00	Y	F
EM_2009_PLHD	EARMARK - PUBLIC LANDS HIGHWAY (2009)	EARMARK	100.00	Y	F
EM_2009_TCSP	EARMARK - TCSP (2009)	EARMARK	80.00	Y	F
EM_2010_FBD	EARMARK - FERRY BOAT DISCRETIONARY	EARMARK	80.00	Y	F
EM_2010_IMD	EARMARK - IM DISCRETIONARY (2010)	EARMARK	90.00	Y	F
EM_2011_PLHD	EARMARK - PUBLIC LANDS HWY DISCRETIONARY	EARMARK	100.00	Y	F
EM_2011_TPF	EARMARK - TRUCK PARKING FAC PROG (2011)	EARMARK	100.00	Y	F
EM_2012_HFL	EARMARK - HWY FOR LIFE (2012)	EARMARK	80.00	Y	F
EM_2012_IBRD	EARMARK - INNOVATIVE BRIDGE RESEARCH	EARMARK	100.00	Y	F
EM_2012_PLHD	EARMARK - PUBLIC LANDS HWY DISC. (2012)	EARMARK	100.00	Y	F
EM_2012_TCSP	EARMARK - TCSP PROGRAM (2012)	EARMARK	80.00	Y	F
EM_2014_FBD	FERRY BOAT DISC FUNDS - 2014	EARMARK	80.00	Y	F
EM_2015_FBD	FERRY BOAT DISCR FUND 2015	EARMARK	80.00	Y	F
EM_2016_FBD	FERRY BOAT DISC FUNDS - 2016	EARMARK	80.00	Y	F
EM_2017_FBD	FERRY BOAT DISCR FUNDS - 2017	EARMARK	80.00	Y	F
EM_2018_FBD	FERRY BOAT DISR FUNDS - 2018	EARMARK	80.00	Y	F
EM_2019_FBD	FERRY BOAT DISC FUND FOR 2019	EARMARK	80.00	Y	F
EM_2020_FBD	FERRY BOAT DISC FUND FOR 2020	EARMARK	80.00	Y	F
EM_2021_FBD	FERRY BOAT DISC FOR 2020	EARMARK	80.00	Y	F
EM_HPP_1702	EARMARK - HIGH PRIOR PROJ - SECTION 1702	EARMARK	80.00	Y	F
EM_HPP_2010	EARMARK - 2010 SURFACE TRANS PRIORTIES	EARMARK	100.00	Y	F
EM_HPP_T21	EARMARK - HIGH PRIOR PROJ - TEA 21	EARMARK	80.00	Y	F
EM_RN29	STP 5590 REPURPOSED EARMARK	EARMARK	80.00	Y	F



UDOT electronic Program Management

STIP Planning Fund Table



epm381_plan_fund (Rev 448)

Report run on: August 31, 2021 7:36 PM

Plan Fund	Description	Category	Fed Aid	Reg	Fed/St
EM_RPF0@80	EM_RPF0@80 REPURPOSED EARMARK 80/20	EARMARK	80.00	Y	F
EM_RPF1@93.2	REPURPOSED EARMARK @93.23	EARMARK	93.23	Y	F
EM_RPF9@80	REPURPOSED EARMARK @ 80	EARMARK	80.00	Y	F
EM_RPF9@93.2	REPURPOSED EARMARK @ 93.23	EARMARK	93.23	Y	F
EM_RPS0@93.2	REPURPOSED EARMARK SPECIAL	EARMARK	93.23	Y	F
EM_RPS9@100	REPURPOSED EARMARK @ 100%	EARMARK	100.00	Y	F
EM_RPS9@80	REPURPOSED EARMARK @ 80%	EARMARK	80.00	Y	F
EM_RPS9@93.2	REPURPOSED EARMARK @ 93.23	EARMARK	93.23	Y	F
EM_TI_1934	EARMARK - TRANS IMPROV PROJ - SEC 1934	EARMARK	93.23	Y	F
ENH_EAC_100%	STP ENHANCEMENT FUNDS @ 100%	STP	100.00	Y	F
EQ_BONUS(MG)	EQUITY BONUS / MINIMUM GUARANTY	EB / MG	93.23	Y	F
ER_2010	EMERGENCY RELIEF - 2010 EVENTS (93.23%)	ER	93.23	Y	F
ER_2016	EMERGENCY RELIEF - 2016 EVENT	ER	93.23	Y	F
ER_2019	EMERGENCY RELIEF - 2019	ER	100.00	Y	F
ER_2019@93.2	EMERGENCY RELIEF - 2019 @ 93.23	ER	93.23	Y	F
ER_2020	EMERGENCY RELIEVE FMIS FAST ACT	ER	93.23	Y	F
ER_2020_100%	EMERGENCY RELIEF - 100%	ER	100.00	Y	F
ER_OTHER	EMERGENCY RELIEF - OTHER EVENTS	ER	100.00	Y	F
FA_ATCMTD	ADVANCED TECH DEPLOY GRANT	MISC	100.00	Y	F
FA_INFRA@100	INFRA GRANT	MISC	100.00	Y	F
FA_LTAP	LOCAL TRANSPORTATION ASSISTANCE PRGM	MISC	50.00	Y	F
FA_MISC	FEDERAL AID MISCELLANEOUS	MISC	80.00	Y	F
FA_MISC_100%	MISC. FEDERAL AID WITH 100% PRO RATA	MISC	100.00	Y	F
FA_MISC_50%	FEDERAL AID WITH 50% PRO-RATA	MISC	50.00	Y	F
FA_PUB_LANDS	PUBLIC LANDS HIGHWAYS	FLH	100.00	Y	F
FA_SHRP2	SHRP2 IMPLEMENTATION ASSISTANCE	MISC	100.00	Y	F
FA_STIC_2015	STIC INCENTIVE PROGRAM	MISC	100.00	Y	F
FA_STIC_2017	FY17 STIC INCENTIVE PROGRAM	MISC	100.00	Y	F
FA_STIC_2018	STIC - INCENTIVE PROGRAM	MISC	100.00	Y	F
FA_STIC_2019	2019 STIC TECH INNOVATE DEPLOYMENT	MISC	100.00	Y	F
FA_STIC_2021	2021 STIC TECH INNOVATIION	MISC	100.00	Y	F
FLHP	FEDERAL LANDS HIGHWAY PROGRAM	FLH	100.00	Y	F
FTA 5309_FGC	FIXED GUIDEWAY CAPITAL INVESTMENTS GRANT	LOCAL	50.00	Y	F
FTA_5312_80	FTA SECTION 5312 @ 80%	FTA	80.00	Y	F
FTASEC_3028	FED TRANSIT ADMINISTRATION SEC 3028	STATE	80.00	Y	F
FTASEC_5303	FED TRANSIT ADMINISTRATION	PL	80.00	Y	F
FTASEC_5307	FED TRANSIT ADMINISTRATION SEC. 5307	STATE	80.00	Y	F
FTASEC_5309	FED TRANSIT ADMINISTRATION SEC 5309	STATE	80.00	Y	F
FTASEC_5310	FED TRANSIT ADMINISTRATION SEC 5310	STATE	80.00	Y	F
FTASEC_5320	TRANSIT IN THE PARK FUNDING	LOCAL	80.00	Y	F
FTASEC_5337	SECTION 5337 STATE OF GOOD REPAIR FUNDS	LOCAL	80.00	Y	F
FTASEC_5339	FED TRANSIT ADMINISTRATION SEC 5339	STATE	80.00	Y	F
FTA_5303	FTA-MPO (CPG) FUNDS @ 93.23 % PRORATA	PL	93.23	Y	F
FTA_5303_100	FTA MPO FUNDS @100 %	PL	100.00	Y	F
FTA_5304_80%	FTA SEC_5304 GRANT @ 80%	LOCAL	80.00	Y	F



UDOT electronic Program Management

STIP Planning Fund Table



epm381_plan_fund (Rev 448)

Report run on: August 31, 2021 7:36 PM

Plan Fund	Description	Category	Fed Aid	Reg	Fed/St
FTA_5307_50%	FTA SECTION 5307 GRANT 50% MATCH	LOCAL	50.00	Y	F
FTA_5310_100	FTA SECTION 5310 @ 100 %	LOCAL	100.00	Y	F
FTA_5310_50	FTA SECTION 5310 @50 % SM RURAL	LOCAL	50.00	Y	F
FTA_5310_80	FTA SECTION 5310 @ 80% SM RURAL	LOCAL	80.00	Y	F
FTA_5311_10	FTA-5311 60%@ 50%, 40% @ 20% MATCH	STATE	58.80	Y	F
FTA_5311_100	FTA SECTION 5311 GRANT AT 0% MATCH	LOCAL	100.00	Y	F
FTA_5311_50%	FTA SECTION 5311 GRANT 50 % MATCH	LOCAL	50.00	Y	F
FTA_5311_80	FTA SECTION 5311 @ 80%	LOCAL	80.00	Y	F
FTA_5312_77.	FTA 5312 FUNDS AT 77.5% PRORATA	FTA	77.48	Y	F
FTA_5312_85%	FTA SECTION 5312 LONO FUNDS	LOCAL	85.00	Y	F
FTA_5312_90%	FTA SECTIN 5312 LONO FUNDS @ 90%	LOCAL	90.00	Y	F
FTA_5316_10	FTA- 5316 JOB ACCESS & REVERSE COMMUTE	STATE	58.80	Y	F
FTA_5317	TRANSIT - NEW FREEDOM PROGRAM	STATE	50.00	Y	F
FTA_5317_10	FTA-5317 NEW FREEDOM PROGRAM	STATE	58.80	Y	F
FTA_5329_80	FTA SECTION 5329 @ 80 %	LOCAL	80.00	Y	F
FTA_5338	FTA SECTION 5338	FTA	80.00	Y	F
FTA_5339_80	FTA SECTION 5339 @ 80 %	LOCAL	80.00	Y	F
FTA_5339_80A	FTA FORMULA FUNDS	FTA	80.00	Y	F
FTA_5339_80B	FTA - DISCRETIONARY FUNDS	FTA	80.00	Y	F
FTA_5339_80C	LO/NO DISCRETIONARY FUNDS	FTA	80.00	Y	F
FTA_5339_85	FTA BUS & BUS FACILITY FUNDS	LOCAL	85.00	Y	F
FTA_CARE_100	FEDERAL CARES ACT @ 100%	FTA	100.00	Y	F
FTA_ILL	FED TRANSIT ADMINISTRATION ILLUSTRATIVE	STATE	80.00	Y	F
HPP_1702@100	earmark - HPP - SEC 1702 @ 100 %	EARMARK	100.00	Y	F
HSIP	HIGHWAY SAFETY IMPROVEMENT PROGAM	SAFETY	93.23	Y	F
HSIP_100%	HIGHWAY SAFETY PROGRAM @ 100 % FA	SAFETY	100.00	Y	F
HSIP_HRRR	HIGH RISK RURAL ROADS	SAFETY	93.23	Y	F
HSIP_HRRR@1	HSIP HIGH RISK RURAL ROADS @100%	SAFETY	100.00	Y	F
HSIP_HRRR_SR	HSIP HIGH RISK RURAL ROAD - SPECIAL RULE	SAFETY	93.23	Y	F
IM	INTERSTATE MAINTENANCE	IM	94.18	Y	F
ITS_RESEARCH	ITS RESEARCH ALLOCATION OF FUNDS	MISC	50.00	Y	F
LHIP	HIGHWAY INFRASTRUCTURE	MISC	80.00	Y	F
LOCAL_GOV	LOCAL GOVERNMENT FUNDS	LOCAL	0.00	Y	L
LOCAL_INKIND	LOCAL IN KIND (SOFTMATCH)	LOCAL	0.00	Y	O
LOCAL_MAG	LOCAL FUNDS FROM MAG	LOCAL	0.00	Y	L
LOCAL_MATCH	LOCAL MACHING FUNDS	LOCAL	0.00	Y	L
LOCAL_UNCOL	LOCAL GOVERNMENT UNCOLLECTED FUNDS	LOCAL	0.00	Y	O
LOCAL_WFRC	LOCAL FUNDS FROM WFRC	LOCAL	0.00	Y	L
L_BETTERMENT	LOCAL GOVT - BETTERMENT CO-OP	LOCAL	0.00	Y	O
L_CORR-WEBER	CORRIDOR PRESERVATION - WEBER CO	LOCAL	0.00	Y	O
L_CORR_DAVIS	CORRIDOR PRESERVATION - DAVIS CO	LOCAL	0.00	Y	O
L_CORR_MATCH	CORRIDOR PRESERVATION - STATE MATCH	LOCAL	0.00	Y	O
L_CORR_UTCO	CORRIDOR PRESERVATION - UTAH CO	LOCAL	0.00	Y	O
L_CORR_WASH	CORRIDOR PRESERVATION - WASHINGTON CO	LOCAL	0.00	Y	L
L_PASS_MATCH	LOCAL PASS THUR MATCH	LOCAL	0.00	Y	O



UDOT electronic Program Management

STIP Planning Fund Table



epm381_plan_fund (Rev 448)

Report run on: August 31, 2021 7:36 PM

Plan Fund	Description	Category	Fed Aid	Reg	Fed/St
MAG_EXCHANGESTATE/	FEDERAL FUNDS EXCHANGE W/MAG	LOCAL	0.00	Y	L
NHFP	NATIONAL HIGHWAY FREIGHT PROGRAM	NHFP	93.23	Y	F
NHPP_BR	NAT'L HIGHWAY PERFORM PROG. BRIDGE ON	NHPP	93.23	Y	F
NHPP_EXEMPT	NAT'L PERFORM PROG - EXEMPT	NHPP	93.23	Y	F
NHPP_IM	NAT'L HIGHWAY PERFORM PROGRAM - IM	NHPP	94.18	Y	F
NHPP_NHS	NAT'L HIGHWAY PERFORM PROG. NHS ROUTES	NHPP	93.23	Y	F
NHS	NATIONAL HIGHWAY SYSTEM	NH	93.23	Y	F
NRT	NATIONAL RECREATION TRAILS	REC TRAILS	50.00	Y	F
NSFL&TPGRANT	NAT'L SIG FED LAND & TRIBAL GRANT	MISC	100.00	Y	F
NSTI	NATIONAL SUMMER TRANSPORTATION INSTITUTE	MISC	100.00	Y	F
OTHER	PRIVATE FUNDS	MISC	0.00	Y	O
OTHER_STATE	OTHER STATE AGENCY	STATE	0.00	Y	S
PL_CMPO	PLANNING MPO (CACHE)	STP	93.23	Y	F
PL_CMPO_100	PLANNING FUND CMPO 100%	PL	100.00	Y	F
PL_DMPO	PLANNING MPO (DIXIE)	STP	93.23	Y	F
PL_MAG	PLANNING MPO (MAG)	STP	93.23	Y	F
PL_WFRC	PLANNING MPO (WFRC)	STP	93.23	Y	F
PL_WFRC_100	PLANNING WFRC AT 100 %	STP	100.00	Y	F
R/H_DEVIC90S	RAIL/HWY DEVICES WITH STATE MATCH	RAIL/HWY	90.00	Y	F
R/H_DEVICES1	RAIL/HWY DEVICES @ 100%	RAIL/HWY	100.00	Y	F
R/H_DEVICES90	RAIL/HIGHWAY DEVICES @90/10	RAIL/HWY	90.00	Y	F
R/H_HZ_EL90S	RAIL/HWY HAZARD ELIM W/ STATE MATCH	RAIL/HWY	90.00	Y	F
R/H_HZ_ELM1	RAIL/HWY HAZARD ELIM @100 %	RAIL/HWY	100.00	Y	F
R/H_HZ_ELM90	RAIL / HWY ELIM @90/10	RAIL/HWY	90.00	Y	F
SAFETY_406	SAFETY INITIATIVES SECTION 406 PROGRAM	SAFETY	100.00	Y	F
SEC154_HSIP	SECTION 154 PENALTIES FOR HSIP	HSIP	93.23	Y	F
SEC164_HSIP	SECTION 164 PENALTIES-FOR HSIP	HSIP	93.23	Y	F
SPR_P	STATEWIDE PLANNING & RESEARCH (PLANNING)	SPR	80.00	Y	F
SPR_P_100%	SPR PLANNING FUNDS @ 100%	SPR	100.00	Y	F
SPR_P_50%	SPR PLANNING FUNDS 50%	SPR	50.00	Y	F
SPR_P_MAG	SPR PLANNING FUNDS MAG	SPR	100.00	Y	F
SPR_P_WFRC	WFRC PLANNING FUNDS	SPR	100.00	Y	F
SPR_R	STATEWIDE PLANNING & RESEARCH (RESEARCH)	SPR	80.00	Y	F
SPR_R_100%	SPR POOLED FUND 100%	SPR	100.00	Y	F
SR2S_INFR	SAFE ROUTES TO SCHOOLS - INFRASTRUCTURE	SAFETY	100.00	Y	F
SR2S_OPT	SAFE ROUTES TO SCHOOLS - EITHER	SAFETY	100.00	Y	F
SR2S_PRGM	SAFE ROUTES TO SCHOOLS - PROGRAM ADMIN	STATE	100.00	Y	F
STP_BR	STP - JHC BRIDGE FUNDS UNDER MAPP-21	STP	93.23	Y	F
STP_BRIDGE	STP - BRIDGE FUNDS FOR STATE PROJECTS	STP	93.23	Y	F
STP_BR_100%	JHC BRIDGE FUNDS @ 100 % PRO-RATA	STP	100.00	Y	F
STP_COVID_OL	CRRSAA FUND FOR 2021- OGDEN LAYTON	STP	100.00	Y	F
STP_COVID_PO	CRRSAA FUNDS FOR 2021 FOR PROVO OREM	STP	100.00	Y	F
STP_COVID_SL	CRRSAA BILL - 2021 SALT LAKE	STP	100.00	Y	F
STP_COVID_ST	CRRSAA FUNDS FOR STATEWIDE	STP	100.00	Y	F
STP_ENH_EAC	STP - ENHANCEMENT - ADVISORY COMM	STP	80.00	Y	F



UDOT electronic Program Management

STIP Planning Fund Table



epm381_plan_fund (Rev 448)

Report run on: August 31, 2021 7:36 PM

Plan Fund	Description	Category	Fed Aid	Reg	Fed/St
STP_ENH_ST	STP - ENHANCEMENT - STATE	STP	80.00	Y	F
STP_EXCHANGE	STP FUNDS EXCHANGE WITH MPO	STP	93.23	Y	F
STP_FLX_100%	STP - FLEXIBLE @ 100 FEDERAL FUNDING	STP	100.00	Y	F
STP_FLX_CMPO	STP - FLEXIBLE CACHE (CMPO)	STP	93.23	Y	F
STP_FLX_DMPO	STP - FLEXIBLE DIXIE (DMPO)	STP	93.23	Y	F
STP_FLX_MAG	STP - FLEXIBLE SOUTH UTAH CO (MAG)	STP	93.23	Y	F
STP_FLX_ST	STP - FLEXIBLE (ANY AREA) STATEWIDE	STP	93.23	Y	F
STP_FLX_WFRC	STP - FLEXIBLE (WFRC)	STP	93.23	Y	F
STP_HIF_BR	HIF BRIDGE REPLACE & REHAB (2020)	STP	93.23	Y	F
STP_HIF_O/L	HIGHWAY INFRATRUCTURE - OGDEN/LAYTON	STP	93.23	Y	F
STP_HIF_P/O	HIGHWAY INFRASTRUCTURE - PROVO/OGDEN	STP	93.23	Y	F
STP_HIF_RURL	HIGHWAY INFRASTRUCTURE - NON URBAN	STP	93.23	Y	F
STP_HIF_SL	HIGHWAY INFRASTRUCTURE - SALT LAKE	STP	93.23	Y	F
STP_HIF_ST	HIGHWAY INFRASTRUCTURE FUNDS	STP	93.23	Y	F
STP_HIF_SU	HIGHWAY INFRASTRUCTURE - SMALL URBAN	STP	93.23	Y	F
STP_RURAL	STP-RURAL (NON URBAN)	STP	93.23	Y	F
STP_SU_CMPO	STP - SMALL URBAN (CACHE)	STP	93.23	Y	F
STP_SU_DMPO	STP - SMALL URBAN (DIXIE)	STP	93.23	Y	F
STP_SU_DMPO1	STP-SMALL URBAN DMPO @ 100	STP	100.00	Y	F
STP_SU_JHC	STP - SMALL URBAN (JHC)	STP	93.23	Y	F
STP_SU_JHC@1	STP- SMALL URBAN (JHC) @ 100 %	STP	100.00	Y	F
STP_SU_MAG	STP - SMALL URBAN SOUTH UTAH CO (MAG)	STP	93.23	Y	F
STP_SU_UDOT	STP SMALL URBAN FUNDS - UDOT	STP	93.23	Y	F
STP_TAP_ST	CONVERTED TAP FUNDS TO STP	TAP	93.23	Y	F
STP_UB_P/O_U	UDOT'S URBAN STP FROM MAG EXCHANGE	STP	93.23	Y	F
STP_URB_O/L	STP - URBAN AREA OGDEN / LAYTON (WFRC)	STP	93.23	Y	F
STP_URB_P/O	STP - URBAN AREA PROVO/OREM (MAG)	STP	93.23	Y	F
STP_URB_SL	STP - URBAN AREA SALT LAKE (WFRC)	STP	93.23	Y	F
STP_URB_SL@1	STP SALT LAKE URBAN FUNDS @ 100 %	STP	100.00	Y	F
STP_URB_SL_U	UDOT'S STP FUNDS FROM WFRC EXCHANGE	STP	93.23	Y	F
STP_UR_O/L@1	STP - O/L URBAN AREA @ 100%	STP	100.00	Y	F
STP_UR_P/O@1	STP-URBAN STEA 03 FUNDS	STP	100.00	Y	F
ST_ADA_RAMPS	STATE CONST-ADA RAMP PLACEMENTS	STATE	0.00	Y	S
ST_APPROP	STATE APPROPRIATED BUDGET	STATE	0.00	Y	S
ST_ATMS	STATE CONST - ATMS STATEWIDE	STATE	0.00	Y	S
ST_ATMS_AM	ATMS ASSET MANGEMENT (LIFE CYCLE REPLACE	STATE	0.00	Y	S
ST_BARRIER	STATE CONST - BARRIER TREATMENTS	STATE	0.00	Y	S
ST_BONDS_MVC	MTN VIEW CORRIDOR - LEG APPROVED BONDING	STATE	0.00	Y	S
ST_BRIDGE	STATE CONST - BRIDGE PROGRAM	STATE	0.00	Y	S
ST_CAV	CONNECTED AUTONOMOUS VEHICLE	STATE	0.00	Y	S
ST_CHF	CENTENNIAL HIGHWAY FUND	STATE	0.00	Y	S
ST_CHF_TIF	CENTENNIAL HWY FUND - DEPOSITS TO TIF	STATE	0.00	Y	S
ST_CLS_ADJ	CLOSE ADJUSTMENTS	STATE	0.00	N	S
ST_CODE_ONE	STATE CODE ONE FUNDS	STATE	0.00	Y	S
ST_CONCEPT_D	REGION CONCEPT DEVELOPMENT	STATE	0.00	Y	S



UDOT electronic Program Management

STIP Planning Fund Table



epm381_plan_fund (Rev 448)

Report run on: August 31, 2021 7:36 PM

Plan Fund	Description	Category	Fed Aid	Reg	Fed/St
ST_CONCPT_D1	REGION ONE CONCEPT FUNDS	STATE	0.00	Y	S
ST_CONCPT_D2	REGION TWO CONCEPT FUNDS	STATE	0.00	Y	S
ST_CONCPT_D3	REGION THREE CONCEPT FUNDS	STATE	0.00	Y	S
ST_CONCPT_D4	REGION FOUR CONCEPT FUNDS	STATE	0.00	Y	S
ST_CONST	STATE CONSTRUCTION	STATE	0.00	Y	S
ST_CONT_PG	STATE CONST - PROGRAMMING CONTINGENCY	STATE	0.00	Y	S
ST_CONT_R1	STATE CONST - REGION 1 CONTINGENCY	STATE	0.00	Y	S
ST_CONT_R2	STATE CONST - REGION 2 CONTINGENCY	STATE	0.00	Y	S
ST_CONT_R3	STATE CONST - REGION 3 CONTINGENCY	STATE	0.00	Y	S
ST_CONT_R4	STATE CONST - REGION 4 CONTINGENCY	STATE	0.00	Y	S
ST_CORR_CEVF	STATE CONST - CORRIDOR STUDIES & CEVP	STATE	0.00	Y	S
ST_CORR_PRES	OTHER CORRIDOR PRESERVATION FUNDS	STATE	0.00	Y	S
ST_EMERGING	EMERGING AREA PLAN - SB2	STATE	0.00	Y	S
ST_ER_FUND	STATE EMERGENCY RELIEF FUNDS	STATE	0.00	Y	S
ST_EXCHANGE	STATE CONST - FUNDS EXCHANGE PROGRAM	STATE	0.00	Y	S
ST_EXCH_MAG	STATE FUND EXCHANGE WITH MAG	STATE	0.00	Y	S
ST_EXPRESS	EXPRESS LANES REVENUE - CAPITAL PRGM	STATE	0.00	Y	S
ST_FWY_OPS	STATE FREEWAY OPERATIONAL FUNDS	STATE	0.00	Y	S
ST_GF_BRIDGE	GENERAL FUND - BRIDGE PROGRAM	STATE	0.00	Y	S
ST_GF_CHN	GENERAL FUND - CRITICAL HIGHWAY NEEDS	STATE	0.00	Y	S
ST_GF_HB173	STATE CONSTRUCTION PER HB 173	STATE	0.00	Y	S
ST_GF_HB185	GENERAL FUND - HB 185 (2010)	STATE	0.00	Y	S
ST_GF_HB242	GENERAL FUND - HB 242 (2009)	STATE	0.00	Y	S
ST_GF_HB3	GENERAL FUND - HB 3 (2012) ITEM 49	STATE	0.00	Y	S
ST_GF_HCP	GENERAL FUND - HWY CONSTRUCTION PRGM	STATE	0.00	Y	S
ST_GF_OTHER	GENERAL FUND - OTHER	STATE	0.00	Y	S
ST_GF_SB3	GENERAL FUNDS - SB3 (2021)	STATE	0.00	Y	S
ST_GF_STUDY	STATEWIDE E/W CORRIDOR PLANNING STUDY	STATE	0.00	Y	S
ST_GF_TIF	GENERAL FUND - TRANSP INVESTMENT FUND	STATE	0.00	Y	S
ST_GF_TPA	TECHNICAL PLANNING ASSISTANCE - HB3	STATE	0.00	Y	S
ST_HB377/TF	TRANSPORTATION FUNDING FROM HB377	STATE	0.00	Y	S
ST_HWY_TRNSF	STATE CONST - JURISDICTIONAL TRANSFER	STATE	0.00	Y	S
ST_ICTD	IMPACTED COMMUNITIES TRANS DEVELOP FUND	STATE	0.00	Y	S
ST_INELIGIBL	STATE INELIGIBLE FUNDS USED TO CLOSE OUT	STATE	0.00	Y	S
ST_INS-RECOV	FUNDS RECOVERED FOR DAMAGE REPAIR	STATE	0.00	Y	S
ST_ITS	STATE ITS FUNDS	STATE	0.00	Y	S
ST_KW_KW_C	KNOW WHERE KNOW WHY CAMPAIGN	STATE	0.00	Y	S
ST_LIGHTING	STATE CONST - LIGHTING	STATE	0.00	Y	S
ST_MATCH	STATE MATCHING FUNDS - F.A. PROGRAM	STATE	0.00	Y	S
ST_MOTOR_CAR	STATE MOTOR CARRIER FUNDS	STATE	0.00	Y	S
ST_PK_ACCESS	STATE PARK ACCESS ROADS (JHC)	STATE	0.00	Y	S
ST_PR	STATE - PUBLIC RELATIONS	STATE	0.00	Y	S
ST_PVMT	STATE CONST - PAVEMENT PRESERVATION	STATE	0.00	Y	S
ST_PVMT_LV2	STATE PAVEMENT LEVEL TWO FUNDS	STATE	0.00	Y	S
ST_PVMT_TAP	STATE TAP FUNDS FROM PVMT PROG.	STATE	0.00	Y	S



UDOT electronic Program Management

STIP Planning Fund Table



epm381_plan_fund (Rev 448)

Report run on: August 31, 2021 7:36 PM

Plan Fund	Description	Category	Fed Aid	Reg	Fed/St
ST_QTR_QTR	QUARTER OF QUARTER	STATE	0.00	Y	S
ST_RESEARCH	STATE RESEARCH MATCH FUNDS	STATE	0.00	Y	S
ST_RET_ROW	STATE FUNDS RETAINED FROM RIGHT OF WAY	STATE	0.00	Y	S
ST_RET_ROW_S	STATE RETAINED ROW FUNDS	STATE	0.00	Y	S
ST_SAFETY_ED	STATE FUNDS FOR SAFETY EDUCATION	STATE	0.00	Y	S
ST_SAFE_SIDE	SAFE SIDEWALK PROGRAM FUNDS	STATE	0.00	Y	S
ST_SB115	COUNTY OF 1ST CLASS FUNDS	STATE	0.00	Y	S
ST_SB215	SALT LAKE COUNTY BOND PROJECTS	STATE	0.00	Y	S
ST_SIB_LG	SIB FUNDS FOR LOCAL GOVERNMENT	STATE	0.00	Y	S
ST_SIGNALS	STATE CONSTRUCTION - SIGNAL PROGRAM	STATE	0.00	Y	S
ST_SIGNING	STATE CONST - SIGNING	STATE	0.00	Y	S
ST_SIGNL_M&O	SIGNALS MAINTENANCE & OPERATIONS	STATE	0.00	Y	S
ST_SPOT_MNT	STATE CONST - MAINT SPOT IMPROVEMENTS	STATE	0.00	Y	S
ST_SPOT_SFTY	STATE CONST - SAFETY SPOT IMPROVEMENTS	STATE	0.00	Y	S
ST_SRPLS_DOC	STATE SURPLUS PROPERTY DOCUMENTATION	STATE	0.00	Y	S
ST_STLMNT	STATE SETTLEMENT FUNDS	STATE	0.00	Y	S
ST_STUDIES	STATEWIDE CORRIDOR STUDIES	STATE	0.00	Y	S
ST_T&S_FUND	STATE TRAFFIC & SAFETY FUNDS	STATE	0.00	Y	S
ST_TF_HB2	TRANSPORTATION FUND - HB2 (2018)	STATE	0.00	Y	S
ST_TIF	STATE TIF FUNDS	STATE	0.00	Y	S
ST_TIFEX_CPO	STATE TIF EXCHANGE WITH CMPO	STATE	0.00	Y	S
ST_TIFEX_MAG	STATE TIF EXCHANGE WITH MAG	STATE	0.00	Y	S
ST_TIF_ACT	STATE TIF ACTIVE FUNDS	STATE	0.00	Y	S
ST_TIF_CC	TIF SPECIFICALLY FOR COTTONWOOD CYNS.	STATE	0.00	Y	S
ST_TIF_EXCH	TIF FUNDS EXCHANGED FOR FEDERAL FUNDS	STATE	0.00	Y	S
ST_TIF_HB377	GENERAL FUND - HB 377 (2013)	STATE	0.00	Y	S
ST_TIF_HB433	FUNDS PROGRAMMED BY HB433	STATE	0.00	Y	S
ST_TIF_MATCH	STATE TIF MATCH FUNDS	STATE	0.00	Y	S
ST_TIF_PRES	TIF FUNDS DEDICATED TO PRESERVATION	STATE	0.00	Y	S
ST_TIF_SB229	TIF FUNDS - SB229 (2012)	STATE	0.00	Y	S
ST_TOLL_CR	STATE TOLL CREDIT	STATE	0.00	Y	S
ST_TRANS_SOL	STATE TRANSPORTATION SOLUTIONS	STATE	0.00	Y	S
ST_TSP_MS4	TRANSPORTATION SOLUTIONS MS4 FUNDS	STATE	0.00	Y	S
ST_TTIF	STATE TRANS TRANSPORTATION INVEST FUND	STATE	0.00	Y	S
ST_UNITMATCH	STATE FUNDS FROM UNIT CODE	STATE	0.00	Y	S
TAP_FLEX	TRANSPORTATION ALTERNATIVE PROGRAM	TAP	93.23	Y	F
TAP_FLEX1	TAP 100% PRO RATA	TAP	100.00	Y	F
TAP_NU_JHC	TRANS ALT PROGRAM - NON URBAN JHC	TAP	93.23	Y	F
TAP_SU_CMPO	TRANS ALT PROGRAM - CMPO	TAP	93.23	Y	F
TAP_SU_DMPO	TRANS ALT PROGRAM - DMPO	TAP	93.23	Y	F
TAP_SU_JHC	TRANS ALT PROGRAM - JHC	TAP	93.23	Y	F
TAP_SU_JHC1	TAP SM URBAN JHC @ 100%	TAP	100.00	Y	F
TAP_SU_MAG	TRANS ALT PROGRAM SO. UTAH CO.	TAP	93.23	Y	F
TAP_URB_MAG	TRANS ALT PROGRAM - MAG	TAP	93.23	Y	F
TAP_URB_MAG1	TAP MAG AT 100% PRO RATA	TAP	100.00	Y	F



UDOT electronic Program Management

STIP Planning Fund Table



epm381_plan_fund (Rev 448)

Report run on: August 31, 2021 7:36 PM

Plan Fund	Description	Category	Fed Aid	Reg	Fed/St
TAP_URB_O/L	TRANS ALT. PROGRAM- OG/LAYTON	TAP	93.23	Y	F
TAP_URB_WFRC	TRANSPORTATION ALT PROGRAM - WFRC	TAP	93.23	Y	F
TAP_UR_WFRC1	TAP WFRC AT 100% PRO RATA	TAP	100.00	Y	F
TFER_2_UTA	FUNDS TRANSFER TO UTA	WFRC	93.23	Y	F
TIGER	TRANS INVESTMENT GEN ECON RECOVERY	BRIDGE	100.00	Y	F
TIGER_MAG	TIGER FIRST MILE/LAST MILE FOR MAG AREA	MISC	100.00	Y	F
TIGER_SUMMIT	TIGER FIRST MILE/LAST MILE SUMMIT CO	MISC	100.00	Y	F
TIGER_TOOELE	TIGER FIRST MILE/LAST MILE TOOELE CO	MISC	100.00	Y	F
TIGER_VI	NATL INFRA INVEST TIGER VI	MISC	80.00	Y	F
TIGER_WFRC	TIGER FIRST MILE/LAST MILE FOR WFRC AREA	MISC	100.00	Y	F
TIGGER	TRANSIT -GAS/ ENERGY REDUCTION GRANT	STP	100.00	Y	F
TRANSFER2UTA	FEDERAL FUNDS TRANSFERRED TO UTA	MISC	100.00	Y	F
UPRR	UNION PACIFIC RAILROAD	LOCAL	0.00	Y	O
UTA_FUNDS	UTA FUNDS	LOCAL	0.00	Y	O
UTC0_BOND	UTAH COUNTY TRANSPORTATION BOND	LOCAL	0.00	Y	O

Financial Plan

Tables 4.1 – 4.6 show that scheduled funds do not exceed available funds in both Urbanized Areas during fiscal years 2022 – 2027 for the three funding programs administered by the Wasatch Front Regional Council. In a few instances, usually in the 5th or 6th year of the program (concept development), the scheduled funds exceed the available funds by a small percentage. Table 5.1 shows a summary of other federal and state funding administered by the Utah Department of Transportation programmed during the same time period in both urbanized areas, as well as in Morgan and Tooele counties. Table 6.1 shows a similar summary for the federal and local funds administered by the Utah Transit Authority.

The underlying assumptions for future available revenues include the following: For Federal Highway Administration (FHWA) funds, levels of funding are assumed to remain the same in future years as they are for the last year of the Fixing America's Surface Transportation (FAST) Act, 2021; for Federal Transit Administration (FTA) formula funds, levels are estimated based on program amounts and formulas with their required inputs as set in the most recent authorizing legislation. If such legislation is expired and funding has been occurring with continuing resolutions, funding levels are estimated based on the last year's appropriation with a 1% increase annually. In regard to inflation adjustments, project costs for the STP, CMAQ, and TAP programs administered by the WFRC include inflation factors from the year of original project cost estimating. The federal aid agreements entered into by local governments include commitment on their part to maintain the transportation facility and equipment that is paid for with federal dollars. Programs/projects administered by UDOT and UTA also include inflation factors each year from time of programming to date of construction. UDOT and UTA both practice principles of not building more facilities and equipment than they are able to maintain.

2022-2027
TRANSPORTATION
IMPROVEMENT PROGRAM (TIP)
PROJECTS

For the

WASATCH FRONT REGIONAL
COUNCIL (WFRC) AREA

Federal Programs Administered by WFRC
(STP, CMAQ, and TAP)
Funds for the WFRC Area FY2022-FY2027

Table 4.1 SALT LAKE/ WEST VALLEY AREA Surface Transportation Program

	2022	2023	2024	2025	2026	2027
Apportioned STP Funds	\$ 20,020,000	\$ 20,020,000	\$ 20,020,000	\$ 20,020,000	\$ 20,020,000	\$ 20,020,000
Available STP Funds	\$ 20,401,500	\$ 20,634,800	\$ 21,741,500	\$ 23,942,200	\$ 20,086,000	\$ 19,171,700
Scheduled STP Funds	\$ 19,786,700	\$ 18,913,400	\$ 17,819,300	\$ 23,876,200	\$ 20,934,200	\$ 25,748,900
Balance of Funds	\$ 614,800	\$ 1,721,500	\$ 3,922,200	\$ 66,000	(\$848,300)	(\$6,577,200)
Local Match Funds	\$ 1,436,800	\$ 1,373,400	\$ 1,294,000	\$ 1,733,800	\$ 1,520,200	\$ 1,869,800
Total Program Funds	\$ 21,223,500	\$ 20,286,800	\$ 19,113,300	\$ 25,610,000	\$ 22,454,400	\$ 27,618,700

Table 4.2 OGDEN/ LAYTON AREA Surface Transportation Program

	2022	2023	2024	2025	2026	2027
Apportioned STP Funds	\$ 10,780,000	\$ 10,780,000	\$ 10,780,000	\$ 10,780,000	\$ 10,780,000	\$ 10,780,000
Available STP Funds	\$ 11,201,700	\$ 13,233,900	\$ 13,199,400	\$ 12,925,600	\$ 11,858,600	\$ 8,848,700
Scheduled STP Funds	\$ 8,747,700	\$ 10,814,500	\$ 11,053,800	\$ 11,847,000	\$ 13,789,900	\$ 16,285,600
Balance of Funds	\$ 2,453,900	\$ 2,419,400	\$ 2,145,600	\$ 1,078,600	(\$1,931,300)	(\$7,436,900)
Local Match Funds	\$ 635,200	\$ 785,300	\$ 802,700	\$ 860,300	\$ 1,001,400	\$ 1,182,600
Total Program Funds	\$ 9,383,000	\$ 11,599,800	\$ 11,856,500	\$ 12,707,200	\$ 14,791,300	\$ 17,468,200

Table 4.3 SALT LAKE/ WEST VALLEY AREA Congestion Mitigation/Air Quality Program

	2022	2023	2024	2025	2026	2027
Apportioned CMAQ Funds	\$ 5,634,600	\$ 5,634,600	\$ 5,634,600	\$ 5,634,600	\$ 5,634,600	\$ 5,634,600
Available CMAQ Funds	\$ 7,061,600	\$ 7,948,000	\$ 6,498,100	\$ 6,159,200	\$ 6,159,200	\$ 6,517,600
Scheduled CMAQ Funds	\$ 3,562,200	\$ 6,619,800	\$ 4,667,200	\$ 5,276,200	\$ 9,054,800	\$ 6,357,800
Balance of CMAQ Funds	\$ 2,313,400	\$ 863,500	\$ 524,600	\$ 883,000	(\$2,895,600)	\$ 159,800
Local Match Funds	\$ 258,700	\$ 480,700	\$ 338,900	\$ 383,100	\$ 657,500	\$ 461,700
Total Program Funds	\$ 3,820,900	\$ 7,100,500	\$ 5,006,100	\$ 5,659,300	\$ 9,712,300	\$ 6,819,500

Table 4.4 OGDEN/ LAYTON AREA Congestion Mitigation/Air Quality Program

	2022	2023	2024	2025	2026	2027
Apportioned CMAQ Funds	\$ 3,034,000	\$ 3,034,000	\$ 3,034,000	\$ 3,034,000	\$ 3,034,000	\$ 3,034,000
Available CMAQ Funds	\$ 3,489,900	\$ 4,652,600	\$ 5,615,500	\$ 5,550,300	\$ 3,711,600	\$ 3,061,100
Scheduled CMAQ Funds	\$ 1,232,700	\$ 1,820,900	\$ 2,460,600	\$ 4,872,700	\$ 3,684,600	\$ 1,581,900
Balance of CMAQ Funds	\$ 1,618,600	\$ 2,581,400	\$ 2,516,300	\$ 677,600	\$ 27,100	\$ 1,479,100
Local Match Funds	\$ 89,500	\$ 132,200	\$ 178,700	\$ 353,800	\$ 267,600	\$ 114,900
Total Program Funds	\$ 1,322,200	\$ 1,953,200	\$ 2,639,300	\$ 5,226,500	\$ 3,952,100	\$ 1,696,800

Table 4.5 SALT LAKE/ WEST VALLEY AREA Transportation Alternative Program

	2022	2023	2024	2025	2026	2027
Apportioned TAP Funds	\$ 936,400	\$ 936,400	\$ 0	\$ 0	\$ 0	\$ 0
Available TAP Funds	\$ 1,970,300	\$ 1,555,100	\$ 0	\$ 0	\$ 0	\$ 0
Scheduled TAP Funds	\$ 1,351,600	\$ 970,000	\$ 0	\$ 0	\$ 0	\$ 0
Balance of TAP Funds	\$ 618,700	\$ 585,100	\$ 0	\$ 0	\$ 0	\$ 0
Local Match Funds	\$ 98,100	\$ 70,400	\$ 0	\$ 0	\$ 0	\$ 0
Total Program Funds	\$ 1,449,700	\$ 1,040,400	\$ 0	\$ 0	\$ 0	\$ 0

Table 4.6 OGDEN/ LAYTON AREA Transportation Alternative Program

	2022	2023	2024	2025	2026	2027
Apportioned TAP Funds	\$ 500,700	\$ 500,700	\$ 0	\$ 0	\$ 0	\$ 0
Available TAP Funds	\$ 972,800	\$ 598,200	\$ 0	\$ 0	\$ 0	\$ 0
Scheduled TAP Funds	\$ 875,300	\$ 376,800	\$ 0	\$ 0	\$ 0	\$ 0
Balance of TAP Funds	\$ 97,600	\$ 221,400	\$ 0	\$ 0	\$ 0	\$ 0
Local Match Funds	\$ 63,600	\$ 27,400	\$ 0	\$ 0	\$ 0	\$ 0
Total Program Funds	\$ 938,800	\$ 404,200	\$ 0	\$ 0	\$ 0	\$ 0

Other Federal and State Funding

Programmed within the WFRC Area

FFY 2021 - FFY 2027

Table 5.1

Planning Fund	Prior Obligation	TOTAL 2021	TOTAL 2022	TOTAL 2023	TOTAL 2024	Total CD
BR_ON/OFF	\$ 2,848,025.09	\$ -	\$ -	\$ -	\$ -	\$ -
CMAQ_BOX_ELD	\$ -	\$ 101,898.53	\$ 651,273.84	\$ -	\$ -	\$ -
CMAQ_PM2.5	\$ 3,247,126.50	\$ 3,828,726.92	\$ 525,000.00	\$ 2,460,969.56	\$ 4,934,033.78	\$ 836,684.00
CMAQ_TOOELE	\$ 200,593.46	\$ 1,105,065.90	\$ -	\$ -	\$ -	\$ -
CMAQ_WFRC	\$ 15,398,616.20	\$ 8,501,768.14	\$ 724,000.00	\$ 4,168,510.00	\$ 3,715,435.11	\$ 21,962,211.74
COVID_UTA	\$ -	\$ 538,200.00	\$ -	\$ -	\$ -	\$ -
EM_2005_IMD	\$ 453,918.03	\$ -	\$ -	\$ -	\$ -	\$ -
EM_2010_IMD	\$ 2,222,222.22	\$ -	\$ -	\$ -	\$ -	\$ -
EM_HPP_1702	\$ 8,685,003.75	\$ -	\$ -	\$ -	\$ -	\$ -
EM_RPF1@93.2	\$ 2,945,155.05	\$ -	\$ -	\$ -	\$ -	\$ -
EM_RPF9@80	\$ 2,214.19	\$ -	\$ -	\$ -	\$ -	\$ -
EM_RPF9@93.2	\$ 588,335.30	\$ -	\$ -	\$ -	\$ -	\$ -
EM_RPS9@80	\$ 2,270.29	\$ -	\$ -	\$ -	\$ -	\$ -
EM_RPS9@93.2	\$ 202,568.58	\$ -	\$ -	\$ -	\$ -	\$ -
EM_TI_1934	\$ 1,943,876.43	\$ -	\$ -	\$ -	\$ -	\$ -
EQ_BONUS(MG)	\$ 2,700,000.00	\$ -	\$ -	\$ -	\$ -	\$ -
ER_2019	\$ 3,667,484.15					
ER_2020	\$ -	\$ 3,120,000.00	\$ -	\$ -	\$ -	\$ -
FA_INFRA@100	\$ 11,352,772.00	\$ 13,647,228.00	\$ -	\$ -	\$ -	\$ -
FTA_5339_80A	\$ -	\$ 18,905,641.00	\$ 4,625,000.00	\$ -	\$ -	\$ -
FTA_5339_80B	\$ -	\$ 17,000,000.00	\$ -	\$ -	\$ -	\$ -

Planning Fund	Prior Obligation	TOTAL 2021	TOTAL 2022	TOTAL 2023	TOTAL 2024	Total CD
FTASEC_5309	\$ -	\$ 97,903,590.00	\$ -	\$ -	\$ -	\$ -
HSIP	\$ 24,409,664.94	\$ 11,868,538.20	\$ 2,434,044.12	\$ -	\$ -	\$ -
L_BETTERMENT	\$ 78,679,329.21	\$ 12,381,347.05	\$ -	\$ -	\$ -	\$ -
L_CORR_DAVIS	\$ 13,605,219.13	\$ 2,753,565.40	\$ -	\$ -	\$ -	\$ -
L_CORR_MATCH	\$ 4,868,327.09	\$ 934.83	\$ -	\$ -	\$ -	\$ -
L_CORR-WEBER	\$ 5,303,335.40	\$ 96,664.60	\$ -	\$ -	\$ -	\$ -
LOCAL_GOV'T	\$ 8,860,503.06	\$ 100,918,237.60	\$ 3,109,131.17	\$ 5,256,970.00	\$ 39,771,674.78	\$ 92,492,053.66
NHFP	\$ 21,992,057.15	\$ -	\$ -	\$ -	\$ -	\$ -
NHPP_BR	\$ 26,048,347.47	\$ 19,345,094.40	\$ 8,400,000.00	\$ 15,500,000.00	\$ 15,500,000.00	\$ -
NHPP_IM	\$ 88,124,926.61	\$ 24,809,202.43	\$ 109,200,000.00	\$ -	\$ -	\$ -
NHPP_NHS	\$ 66,651,844.97	\$ 20,371,979.61	\$ 8,420,000.00	\$ 20,000,000.00	\$ -	\$ 70,000,000.00
OTHER	\$ 414,655.24	\$ 9,821,204.74	\$ -	\$ -	\$ -	\$ -
R/H_DEVICS90	\$ 3,271,000.82	\$ 1,556,600.56	\$ 385,000.00	\$ -	\$ -	\$ -
R/H_HZ_ELM90	\$ 3,408,888.52	\$ 197,403.30	\$ 500,000.00	\$ -	\$ -	\$ -
ST_ATMS	\$ 2,809,382.05	\$ 430,818.66	\$ -	\$ -	\$ -	\$ -
ST_BONDS_MVC	\$ 55,800,000.00	\$ -	\$ -	\$ -	\$ -	\$ -
ST_BRIDGE	\$ 21,889,358.32	\$ 12,511,753.05	\$ 2,000,000.00	\$ 9,000,000.00	\$ -	\$ -
ST_CHF	\$ 774,984,054.56	\$ 3,072,435.55	\$ -	\$ -	\$ -	\$ -
ST_CONST	\$ 30,836,359.43	\$ 27,134,339.62	\$ -	\$ -	\$ -	\$ -
ST_CONT_PG	\$ 127,337.18	\$ 21,335.06	\$ -	\$ -	\$ -	\$ -
ST_CONT_R1	\$ 2,120,314.81	\$ 1,746,481.35	\$ 49,700.00	\$ 49,700.00	\$ 49,700.00	\$ -
ST_CONT_R2	\$ 1,145,221.23	\$ 1,991,792.71	\$ 3,944.77	\$ -	\$ -	\$ -
ST_CORR_PRES	\$ 89,224,644.63	\$ 58,164,290.62	\$ -	\$ -	\$ -	\$ -

Planning Fund	Prior Obligation	TOTAL 2021	TOTAL 2022	TOTAL 2023	TOTAL 2024	Total CD
ST_GF_TPA	\$ -	\$ 93,000.00	\$ -	\$ -	\$ -	\$ -
ST_INS-RECOV	\$ 445,818.50	\$ 1,624,181.50	\$ -	\$ -	\$ -	\$ -
ST_ITS	\$ -	\$ 519,565.89	\$ -	\$ -	\$ -	\$ -
ST_LIGHTING	\$ 6,000.00	\$ -	\$ -	\$ -	\$ -	\$ -
ST_PVMT	\$ 2,965,985.11	\$ 8,980,800.71	\$ 195,115.16	\$ 434,325.00	\$ -	\$ -
ST_PVMT_LV2	\$ 2,195,148.20	\$ 3,541,542.28	\$ 3,000,000.00	\$ -	\$ -	\$ -
ST_PVMT_TAP	\$ 616,303.92					
ST_QTR_QTR	\$ 3,849,757.00	\$ -	\$ -	\$ -	\$ -	\$ -
ST_RET_ROW	\$ 5,590,221.37	\$ 9,504,737.35	\$ -	\$ -	\$ -	\$ -
ST_SAFE_SIDE	\$ 600,903.01	\$ 1,207,844.86	\$ -	\$ -	\$ -	\$ -
ST_SB115	\$ -	\$ 300,000.00	\$ -	\$ -	\$ -	\$ -
ST_SB215	\$ 29,708,613.38	\$ 26,711.62	\$ -	\$ -	\$ -	\$ -
ST_SIGNALS	\$ 1,452,124.44	\$ 4,017,634.45	\$ 305,000.00	\$ -	\$ -	\$ -
ST_SIGNL_M&O	\$ 1,569,044.90	\$ 3,584,472.73	\$ 945,000.00	\$ -	\$ -	\$ -
ST_SPOT_MNT	\$ 138,918.91	\$ 221,556.61	\$ -	\$ -	\$ -	\$ -
ST_STUDIES	\$ -	\$ 422,200.00	\$ 311,500.00	\$ -	\$ -	\$ -
ST_T&S_FUND	\$ 300,000.00	\$ 150,000.00	\$ -	\$ -	\$ -	\$ -
ST_TIF	\$ 2,293,450,370.75	\$ 637,853,381.41	\$ 590,165,394.55	\$ 481,666,342.00	\$ 443,886,936.83	\$ 119,654,337.00
ST_TRANS_SOL	\$ 6,709,984.14	\$ 2,045,837.46	\$ 1,425,000.00	\$ -	\$ -	\$ -
ST_TSP_MS4	\$ 1,347,352.64	\$ 9,666,531.76	\$ -	\$ -	\$ -	\$ -
ST_TTIF	\$ -	\$ -	\$ 23,028,000.00	\$ -	\$ -	\$ 4,000,000.00
STP_BRIDGE	\$ 16,819,744.14	\$ 15,309,128.99	\$ 7,097,012.99	\$ 11,821,000.00	\$ 6,600,000.00	\$ -
STP_COVID_OL	\$ -	\$ 750,000.00	\$ 3,531,728.00	\$ -	\$ -	\$ -

Planning Fund	Prior Obligation	TOTAL 2021	TOTAL 2022	TOTAL 2023	TOTAL 2024	Total CD
STP_COVID_SL	\$ -	\$ 2,500,000.00	\$ 5,508,199.00	\$ -	\$ -	\$ -
STP_FLX_ST	\$ 141,448,005.78	\$ 157,165,786.48	\$ 33,384,767.28	\$ -	\$ -	\$ -
STP_HIF_O/L	\$ 4,539,708.99					
STP_HIF_ST	\$ 5,531,462.00	\$ 11,670,858.10	\$ -	\$ -	\$ -	\$ -
TAP_FLEX	\$ 237,000.00	\$ 58,000.00	\$ -	\$ -	\$ -	\$ -
TFER_2_UTA	\$ -	\$ 27,257,008.16	\$ -	\$ -	\$ -	\$ -
TIGER_WFRC	\$ -	\$ 1,634,797.00	\$ -	\$ -	\$ -	\$ -
UPRR	\$ -	\$ 7,409,045.00	\$ -	\$ -	\$ -	\$ -
UTA_FUNDS	\$ 4,611.87	\$ 7,100,140.13	\$ -	\$ -	\$ -	\$ -
	\$ 3,904,499,030.34	\$ 1,393,739,479.29	\$ 811,775,758.99	\$ 550,357,816.56	\$ 514,457,780.50	\$ 308,945,286.40

Transit Funding
Programmed within the WFRC Area
FY2022-FY2027

Table 6.1

Planning Fund	Estimated Cost	Prior Obligation	TOTAL 2022	TOTAL 2023	TOTAL 2024	TOTAL 2025	Total CD	Local Share
FTA Section 5307 SL/ WV	\$ 262,893,287	\$ 27,678,035	\$ 27,954,815	\$ 30,323,785	\$ 30,627,023	\$ 30,933,293	\$ 62,797,678	\$ 52,578,657
FTA Section 5307 O/ L	\$ 121,161,984	\$ 13,105,359	\$ 13,236,413	\$ 13,838,021	\$ 13,976,401	\$ 14,116,165	\$ 14,257,327	\$ 24,232,397
FTA 5307_SL/ WV Related Locally Funded Transit Enhancements	\$ 2,628,932	\$ 345,975	\$ 349,435	\$ 379,047	\$ 382,838	\$ 386,666	\$ 784,971	\$ 2,628,932
FTA 5307_O/ L Related Locally Funded Transit Enhancements	\$ 1,211,620	\$ 163,817	\$ 165,455	\$ 172,975	\$ 174,705	\$ 176,452	\$ 358,216	\$ 1,211,620
FTA Section 5309 Small Starts	\$ 225,496,726	\$ 66,425,404	\$ 66,448,450	\$ 10,422,872	\$ 2,000,000	\$ 0	\$ 80,200,000	\$ 25,350,000
FTA Section 5337 State of Good Repair	\$ 212,120,576	\$ 23,524,729	\$ 23,759,976	\$ 23,997,576	\$ 24,237,552	\$ 24,479,927	\$ 49,696,701	\$ 42,424,115
FTA Section 5339 Bus and Bus Facilities Salt Lake/ West Valley Urbanized Area	\$ 22,049,861	\$ 3,452,963	\$ 3,487,493	\$ 3,522,368	\$ 3,557,591	\$ 3,593,167	\$ 7,294,489	\$ 4,409,972
FTA Section 5339 Bus and Bus Facilities Ogden/ Layton Urbanized Area	\$ 4,000,000	\$ 3,220,250	\$ 0	\$ 0	\$ 0	\$ 0	\$ 0	\$ 779,750
FTA Section 5310 Sp Needs - Elderly w/Disabilities - Salt Lake\ West Valley Urban Area	\$ 7,658,559	\$ 751,641	\$ 759,157	\$ 766,749	\$ 774,416	\$ 782,161	\$ 1,587,864	\$ 2,236,570
FTA Section 5310 Sp Needs - Elderly w/Disabilities - Ogden\ Layton Urbanized Area	\$ 4,334,910	\$ 425,445	\$ 429,699	\$ 433,996	\$ 438,336	\$ 442,720	\$ 898,765	\$ 1,265,947
Capital Investment Program Section 5312 Discretionary Grants	\$ 1,240,894	\$ 170,539	\$ 1,070,355	\$ 0	\$ 0	\$ 0	\$ 0	\$ 0
Total	\$ 864,797,349	\$ 139,264,157	\$ 137,711,248	\$ 89,857,389	\$ 130,168,862	\$ 160,298,071	\$ 723,898,014	\$ 426,757,841

2022 – 2027 Transportation Improvement Program (TIP)



Performance Measures

The Moving Ahead for Progress in the 21st Century Act (MAP-21), signed into law in 2012, included several provisions that collectively are transforming the Federal surface transportation program to be focused on the achievement of performance outcomes.

The Fixing America's Surface Transportation (FAST) Act, signed in 2015, built on the MAP-21 changes and provided long-term funding certainty for surface transportation infrastructure planning and investment.

2022-2027 TRANSPORTATION IMPROVEMENT PROGRAM (TIP) PROJECTS

For the

WASATCH FRONT REGIONAL COUNCIL (WFRC) AREA

On a continuing, cooperative, and comprehensive (“3-C”) planning process, Wasatch Front Regional Council, the Utah Department of Transportation (UDOT), Utah Transit Authority (UTA), and the Local Governments work together to identify projects that will build and improve the transportation systems along the Wasatch Front.

Usually each project that is reviewed and approved into the Transportation Improvement Program accomplishes multiple improvements.

Project improvements are not audited individually but holistically recognized as the entire system improves and goals are acknowledged through reduced accidents, improved mobility, longer lasting facilities, and air quality, etc..

The current projects, programmed in one of the three transportation programs (Surface Transportation Program (STP), Congestion Mitigation/ Air Quality (CMAQ), and Transportation Alternatives Program (TAP) that WFRC is responsible for, have been prioritized in one of following performance measures and example of various projects are listed on the following pages.

1	Pavement Condition; Improve and Maintain Existing Pavement and Transportation Investments (Asset Management).										
2	Mobility and System Reliability; An efficient, reliable, and well-connected transportation system for moving people and goods.										
3	Operation and System Management; Maintain and improve the performance of the exiting transportation system.										
4	Safety; A safe and secure transportation system.										
5	Environmental Sustainability; A transportation system that enhances the natural, cultural, and built environment.										
6	Livability and Travel Choice; A multimodal system that provides travel options to support a livable urban environment.										
7	Economic Vitality; A transportation system that supports economic vitality for residents and businesses.										
8	Funding and Cost Effectiveness; Collaboration in funding transportation projects tha maximizes user benefits										
	STP Program				CMAQ Program				TAP Program		
Performance Measure		Number of Projects	Project Funding			Number of Projects	Project Funding			Number of Projects	Amount
PM 1	1	26.0	\$ 85,538,685		1	1.0	\$ 2,105,134		1	3.0	\$ 567,612
PM 2	2	74.0	\$ 231,251,720		2	17.0	\$ 28,993,241		2	30.0	\$ 8,702,599
PM 2	3	25.0	\$ 66,073,041		3	41.0	\$ 69,413,598		3	10.0	\$ 1,531,096
PM 3	4	31.0	\$ 72,682,752		4	13.0	\$ 10,692,509		4	29.0	\$ 7,301,455
PM 4	5	13.0	\$ 40,940,310		5	36.0	\$ 51,598,331		5	3.0	\$ 843,502
PM 4	6	54.0	\$ 145,616,079		6	38.0	\$ 43,755,758		6	34.0	\$ 8,346,229
PM 2	7	42.0	\$ 126,036,178		7	16.0	\$ 25,502,763		7	1.0	\$ 120,000
	8	4.0	\$ 7,972,361		8	13.0	\$ 7,938,083		8	0.0	\$ 0
	Totals	269	\$ 776,111,126		Totals	175	\$ 239,999,417		Totals	110	\$ 27,412,493

Performance Impacts for the Wasatch Front Regional Council (WFRC)
2022-2027 Transportation Improvement Program (TIP)

Performance Goal 1 - Infrastructure Condition

System Maintenance; Improve and Maintain Existing Pavement and Transportation Investments (Asset Management).

**** Note**** The TIP implements the short range needs and the maintainance of our existing system. Wasatch Front Requires the Jurisdiction to Schedule and Perform Regular Manintenance Proceedures

Estimated Number of Contributing Projects		30	Associated Amount of Funding Benefits		\$ 88,211,431		
Sample Projects	Project Name	PIN	Project Description	Estimated Project Cost	Funds Programmed	Funding Type	Year
	4700 South; 4000 West to 5600 West	11085	Reconstruct with minor widening, improvements to Drainage, Curb, Gutter and Sidewalk	\$ 23,675,426	\$ 15,204,377 \$ 8,471,049	STP Local	21-23
	500 West; 3300 South to 3900 South	14034	Reconstruction with minor widening including; improvements to Drainage, Curb, Gutter and Sidewalk	\$ 7,718,985	\$ 5,000,000 \$ 2,718,985	STP Local	21-22
	UTA Locomotive Rebuild	16939	Rebuild locomotive prime mover engines to EPA's standard of Tier 1+	\$ 1,400,000	\$ 870,000 \$ 530,000	CMAQ Local	21-23
	Main Street; Center Street to 350 North	16937	Reconstruct with minor improvements to Drainage, Curb, Gutter and Sidewalk	\$ 1,312,200	\$ 1,223,364 \$ 88,836	STP Local	2022
	40th Street & Chimes View from Riverdale Road to Washington Blvd	16936	Reconstruct with minor widening, improvements to Drainage, Curb, Gutter and Sidewalk	\$ 4,745,200	\$ 4,000,000 \$ 745,200	STP Local	23-24
	Update Bike Cars on FrontRunner	15928	This project will install new bike racks on 10 of UTA's 16 FrontRunner bike cars.	\$ 194,800	\$ 181,612 \$ 13,188	TAP Local	20-22

Performance Measurements

** Note** Specific Areas of Measurements Regionwide		Est. for WFRC Area	Statewide Target	Current Status	Target Status
The percentage of good / poor interstate pavement statewide		57.6% / 0.7%	> 60% / < 5.0%	On Target	Excellent
The percentage of good / poor non-interstate NHS pavement statewide		38.6% / 2.1%	> 35% / < 5.0%	57% / 6%	Excellent
The percentage of good / poor condition NHS bridges statewide		26.8% / 0.0%	> 40% / < 10.0%	37.5% / 0.4%	Good

Project Name	PIN	Project Description	Estimated Project Cost	Funds Programmed	Funding Type	Year
US-89; SR-126 to Perry	15677	Major Pavement Rehab/ Reconstruction	\$ 20,000,000	\$ 20,000,000	NHPP_NHS	2023
Adams Avenue over I-84 Deck Replacement (OC 644)	17365	Bridge Deck Replacement	\$ 6,100,000	\$ 6,100,000	STP_Bridge	22-23
I-15; Pages Lane to Lagoon	15678	Major Pavement Rehab/ Reconstruction	\$ 17,000,000	\$ 17,000,000	NHPP_IM	21-22
700 West, 300 West & TRAX over I-215 Bridge Rehab	16490	Extend service life of three bridges over I-215	\$ 7,600,000	\$ 7,600,000	STP_Bridge	22-24

Performance Impacts for the Wasatch Front Regional Council (WFRC)
2022-2027 Transportation Improvement Program (TIP)

Performance Goal 2 - Reliability

Mobility and System Reliability; An efficient, reliable, and well-connected transportation system for moving people and goods *and*
Operation and System Management; Maintain and improve the performance of the exiting transportation system.

**** Note**** TIP investments are adding roadway capacity, intersection improvements, and active transportation facilities across the Region.

Estimated Number of Contributing Projects		256	Associated Amount of Funding Benefits		\$ 557,624,236		
Sample Projects	Project Name	PIN	Project Description	Estimated Project Cost	Funds Programmed	Funding Type	Year
	5300 South & College Drive Intersection Improvements	15921	Dual left-turn lanes SB & WB and dedicated right-turn WB direction.	\$ 1,842,400	\$ 1,694,362	CMAQ	2022
					\$ 148,038	Local	
	On Route Electric Bus Charging Infrastructure - Ogden/ Layton UA	18829	Construct electric charging station for 10 electric buses.	\$ 1,500,000	\$ 1,398,450	CMAQ	2022
					\$ 101,550	Local	
	Salt Lake County Bicycle Counters	15929	Place automatic counters at strategic locations around Salt Lake County to begin collecting vital user data.	\$ 300,000	\$ 200,000	TAP	2022
					\$ 100,000	Local	
	Bengal Blvd & 2300 East Round-About	12000	Construct a new five-leg round-about accessing Bengal Blvd, 2300 E, 2325 E, and Brighton High School	\$ 3,772,918	\$ 3,517,492	CMAQ	2022
					\$ 255,426	Local	
	450 East/ 400 East; 2600 North to Elberta Drive	14842	Widen existing roadway from 3-lane to 5-lane including improvements to Curb, Gutter, and Sidewalks	\$ 5,370,300	\$ 4,600,000	STP	21-23
					\$ 770,300	Local	
	Connected Vehicle Deployment	14050	Install roadside communication devices and connect to fiber communications along Bangerter Hwy	\$ 1,072,800	\$ 1,000,171	CMAQ	2022
					\$ 72,629	Local	

Performance Measurements

** Note** Specific Areas of Measurements Regionwide	Est. for WFRC Area	Statewide Target	Current Status	Target Status
Travel time reliability on the Interstate statewide	97.60%	> 85% (2yr), >90% (4yr)	90.30%	Met
Travel time reliability on the non-interstate NHS statewide	84.70%	> 80% (2yr), >75% (4yr)	84.70%	On Target
Truck Travel Time reliability on the Interstate statewide (Index)	1.3	< 1.2	1.23	Not Met

Project Name	PIN	Project Description	Estimated Project Cost	Funds Programmed	Funding Type	Year
Redwood Road; 4100 South to 5400 South	11082	Traffic Flow and Access Management and Safety Improvements	\$ 14,030,588	\$ 14,030,588	Various	2022
Traffic Signal Priority/Preemption for Transit, Freight, and Snow Plows	18818	Install Traffic Signal Preemption Equipment for Specific Corridors (SR-172, SR-71, & SR-111)	\$ 790,000	\$ 790,000	STP	2026
Northwest Quadrant West Rail Project	18885	Construct New Connector for New Swalt Lake Garfield and Western Rail Line	\$ 22,804,487	\$ 22,804,487	FA_INFRA	2022
Cottonwood Canyons Rec Hot Spot Project	17374	Place holder for the Cottonwood Canyons Rec Hot Spot Operations/ Maintenance Project(s)	\$ 48,324,000	\$ 48,324,000	ST_TIF	22-24

Performance Impacts for the Wasatch Front Regional Council (WFRC)
2022-2027 Transportation Improvement Program (TIP)

Performance Goal 3 - Safety

Safety and Security; A safe and secure transportation system.

**** Note**** The TIP seeks to improve regional roadway safety by improving roadways, intersections, bicycle and pedestrian facilities

Estimated Number of Contributing Projects		73	Associated Amount of Funding Benefits		\$ 90,676,716		
Sample Projects	Project Name	PIN	Project Description	Estimated Project Cost	Funds Programmed	Funding Type	Year
	1300 West & White Peach Drive (11170 South)	18821	Install a Signal at the T-intersection	\$ 460,800	\$ 429,604	STP	2023
					\$ 31,196	Local	
	300 North & 500 West	14932	New Construction - Pedestrian/ Bicycle Railroad Overpass	\$ 6,604,047	\$ 2,900,000	STP	2022
					\$ 3,704,047	Local	
	20th & Lincoln Traffic Signal	17865	Intersection, Bike & Ped Improvements	\$ 407,100	\$ 239,000	TAP	2022
					\$ 168,100	Local	
	3500 South (SR-171) Sidewalk Improvements	18833	Construct missing sidewalk from 6000 West to 8400 West	\$ 2,054,100	\$ 500,000	CMAQ	2022
					\$ 1,554,100	Local	
	2810 South at 8000 West Realignment	15912	Realign intersections to improve safety and connectivity and relocate a midblock school crossing to the new realignment.	\$ 200,900	\$ 1,203,189	STP	2023
					(\$1,002,289)	Local	
	North Bound - Acceleration Lane from Rosecrest Road to Mountain View Corridor	19634	Construct a right turn acceleration lane from Rosecrest onto NB MVC	\$ 1,599,600	\$ 1,486,646	STP	2023
					\$ 112,954	Local	

Performance Measurements

** Note** Specific Areas of Measurements Regionwide	Est. for WFRC Area		Statewide Target	Current Status	Target Status
The annual number of fatalities / Serious Injuries statewide	109 / 748		272 / 1.445	On Target	
The annual rate of fatalities / Serious Injuries per 100 million vehicle miles of travel	NA		0.89 / 4.750	'0.852 / 4.572	
The annual number of bicycle and pedestrian serious injuries and fatalities statewide	214.6		212	Not Met	

Project Name	PIN	Project Description	Estimated Project Cost	Funds Programmed	Funding Type	Year
Gentile Street Safe Routes To School; 3475 West to 3200 West	19627	Roadway widening improvements including constructing missing sidewalk	\$ 174,800	\$ 162,550	STP_Bridge	2023
3300 South and 900 West	17837	Realign traffic lanes, improve pedestrian mobility crossing, sidewalks where necessary, and upgrade signals and install a Hawk System.	\$ 3,140,000	\$ 3,140,000	Various	21-22
900 East; 3900 South to 4500 South	15911	Reconstruct & Widen to include center turn lane, curb, gutter, sidewalk, shoulders, and remove obstacles	\$ 6,970,135	\$ 6,311,797	STP	2022
Murray-Holladay Road Full Stop Pedestrian Crossing	19677	Construct T-intersection and add a new full traffic stop pedestrian crossing	\$ 417,200	\$ 388,956	STP	2023

Performance Impacts for the Wasatch Front Regional Council (WFRC)
2022-2027 Transportation Improvement Program (TIP)

Performance Goal 4 - Emissions Reductions

Environmental Sustainability; A transportation system that enhances the natural, cultural, and built environment.

Livability and Travel Choice; A multimodal system that provides travel options to support a livable urban environment.

**** Note**** The TIP continues to identify projects that improve the quality of life by providing multi modes of transportation flexibility, access to opportunities and improved air quality

Estimated Number of Contributing Projects		178	Associated Amount of Funding Benefits		\$ 291,100,209		
Sample Projects	Project Name	PIN	Project Description	Estimated Project Cost	Funds Programmed	Funding Type	Year
	Midvalley Connector Bus Rapid Transit (BRT); Atherton Drive to 2700 West	17842	Construct a BRT that will provide a local and regional connection from Murray Central to West Valley	\$ 121,282,732	\$ 2,000,000 \$ 119,282,732	CMAQ Various	22-27
	Electrified Truck Parking Facility (700 North John Glenn Road)	19683	Construct Secure Truck Parking Electrification Facility	\$ 9,681,992	\$ 2,412,792 \$ 7,269,200	CMAQ Local	21-22
	Westside Multimodal Transit Hub; North Temple Area between 900 West & Redwood Road	17850	Construct a new intermodal center/ bus hub to connect TRAX Green Line to bus routes and alternative transportation	\$ 4,200,300	\$ 3,670,092 \$ 530,208	CMAQ / STP Local	2025
	Salt Lake Green Bike Share Expansion	13631	Constructs additional Bike Docking Stations/ Purchases additional Bikes	\$ 1,700,000	\$ 590,482 \$ 1,109,518	CMAQ Local	2022
	Air Quality - Rideshare & Vanpool Management / Travelwise	10018	Comprehensive Travel Demand Management Program. (For Private & Public Partnership)	\$ 2,400,000	\$ 2,400,000 \$ 0	CMAQ Local	22-26
	Kensington Avenue; West Temple tp 600 East	18837	Enhance Bike/ Ped use of and connectivity for all ages & abilities	\$ 538,600	\$ 300,000 \$ 238,600	TAP Local	22-23

Performance Measurements

** Note** Specific Areas of Measurements Regionwide	Est. for WFRC Area	Statewide Target	Current Status	Target Status
Annual hours of Urbanized Area Peak Hour Excessive Delay on the NHS	6.86	< 12.4	NA	On Target
Percent of Urbanized non-SOV travel	NA	> 24.9 % (2 & 4 yr)	25.1	Met
On-road mobile source emissions (VOC, CO, NOx, PM10, PM2.5) Year 2019 (Performance/ Target)	VOC = 22.774/ 3823.01, CO = 531.306/ 112909.930, NOx = 119.533/ 6816.740, PM10 = 81.127/ 505.160, PM2.5 = 3.867/ 376.680			

Project Name	PIN	Project Description	Estimated Project Cost	Funds Programmed	Funding Type	Year
Ogden-WSU Bus Rapid Transit (BRT); Intermodal HUB to McKay Dee Hospital	16934	New Construction to Construct WSU BRT	\$ 112,315,184	\$ 112,315,184	Various	22-24
Davis County Ski Route Buses	15915	Purchase 2 buses for seasonal service from parts of Davis County to Snow Basin Resort.	\$ 1,020,000	\$ 912,830	CMAQ	21-22
Traffic Signal Synchronization	15920	Install detection to utilize signal performance and synchronize traffic signals.	\$ 1,000,000	\$ 930,000	CMAQ	2023
Transit Oriented Development (TOD) @ 10000 South TRAX Station	8599	Replace 11 acres of surface parking with two parking structures	\$ 13,500,000	\$ 2,000,000	STP	2022

Surface Transportation Program (STP) Funded Projects

2022-2027
**TRANSPORTATION
IMPROVEMENT PROGRAM (TIP)
PROJECTS**

For the

**WASATCH FRONT REGIONAL
COUNCIL (WFRC) AREA**

2022 – 2027 Transportation Improvement Program (TIP)

Surface Transportation Program (STP)
2022-2027 Transportation Improvement Program (TIP)

Print Date: 31-Aug-21												Amount Obligated	Current Federal Fiscal Year	New Project/ Additional Funds			
County	Sponsor	Route	Project Sequence	Project Identification Number (PIN)	Project Information		Year Added to TIP	Estimated Total Project Cost	Current Programmed Funds	Total Amount Obligated	Allocation of Programmed Funds per Federal Fiscal Year					Concept Development	
					Location/ Limits	Concept/ Type of Improvement					2021	2022	2023	2024	2025	2026	2027
SALT LAKE/ WEST VALLEY URBAN AREA																	
Salt Lake	Bluffdale		F-LC35(241)	11986	Porter Rockwell Blvd (Fifth Segment); Redwood Road to 0.46 miles east	New Construction	2013	\$ 6,266,378	\$ 5,236,150	\$ 5,842,144	\$ -	\$ -	\$ -	\$ -	\$ -	\$ -	\$ -
Salt Lake	Bluffdale	Var	F-LC35 (249)	13112	Porter Rockwell Blvd (Forth Segment); East Jordan Canal and 15800 South to 0.5 miles east	New Construction	2014	\$ 6,474,700	\$ 6,036,363	\$ 9,047,363	\$ -	\$ -	\$ -	\$ -	\$ -	\$ -	\$ -
Salt Lake	Bluffdale		NEWPROJ()	16929	14600 South Railroad Bridge	Engineering study of alternatives to replace/ improve existing one-lane railroad crossing	2018	\$ 128,600	\$ 119,894	\$ -	\$ 119,894	\$ -	\$ -	\$ -	\$ -	\$ -	\$ -
Salt Lake	Cottonwood Heights	2116	F-LC35(202)	8110	Fort Union Boulevard and Highland Drive Intersection	Intersection Improvements	2009	\$ 6,626,000	\$ 5,893,000	\$ 5,173,180	\$ 720,324	\$ -	\$ -	\$ -	\$ -	\$ -	\$ -
Salt Lake	Cottonwood Heights		F-2082 (11)11	8110	Highland Drive & I-215 ; I-215 Westbound On-Ramp to La Cresta	Provide a right turn only lane for southbound Highland Dr west onto La Cresta and on-ramp for WB I-215	2010	\$ -	\$ -	\$ -	\$ -	\$ -	\$ -	\$ -	\$ -	\$ -	\$ -
Salt Lake	Cottonwood Heights	1	NEWPROJ()	15907	Creek Road & Highland Drive Intersection	8072 South to 8340 South	2017	\$ 2,771,100	\$ 2,403,497	\$ -	\$ -	\$ -	\$ 2,403,497	\$ -	\$ -	\$ -	\$ -
Salt Lake	Cottonwood Heights	2	Newproject-001(2020)	18816	Bengal Boulevard & Highland Drive Intersection	Intersection Improvements - Turning movements & Bike Lanes	2020	\$ 1,657,000	\$ 1,544,821		\$ -	\$ -	\$ 1,544,821	\$ -	\$ -	\$ -	\$ -
Salt Lake	Cottonwood Heights	3		8601	Wasatch Boulevard & 7650 South	Park-n-Ride Lot	2010	\$ 1,357,503	\$ 1,144,401			\$ 1,144,401					
Salt Lake	Draper		F-R299(141)	10011	13800 South; Bangertter Hwy to 300 East	Widen Intersection to Accommodate two through lanes and dual left turn lanes	2011	\$ 4,220,000	\$ 3,776,000	\$ 3,186,630	\$ -	\$ -	\$ -	\$ -	\$ -	\$ -	\$ -
Salt Lake	Draper		NEWPROJ()	16923	1300 East; Wayne's World to Nashi Lane	Reconstruct and Widen to include center turn lane, curb, gutter, sidewalk, and shoulders	2018	\$ 4,343,763	\$ 3,270,000	\$ 233,075	\$ 566,925	\$ -	\$ -	\$ 2,970,000	\$ -	\$ -	\$ -
Salt Lake	Draper	Var	New Project - 004()	17807	Lone Peak Parkway; 12650 South to 12300 South	Roadway Realignment & Widening, Including Bike Lanes, Shoulders, Curb, Gutter, and Sidewalk	2019	\$ 5,140,000	\$ 3,980,000	\$ -	\$ -	\$ -	\$ 350,000	\$ -	\$ 3,630,000	\$ -	\$ -
Salt Lake	Draper	Fort Street	Newproject-007(2020)	18822	Fort Street; Pioneer Road to 13200 South	Reconstruct & Minor Widening, including Shoulder, Curb, Gutter, Sidewalk, Parkstrips, and Bike Lanes	2020	\$ 4,451,100	\$ 3,234,467		\$ -	\$ -	\$ -	\$ -	\$ -	\$ 3,234,467	\$ -
Salt Lake	Herriman		NEWPROJ()	14937	Herriman Parkway; 6400 West to 6800 West	New Construction - 5-lane facility with shoulders, curb, gutter, and sidewalks	2016	\$ 5,364,600	\$ 2,000,000	\$ 2,000,000	\$ -	\$ -	\$ -	\$ -	\$ -	\$ -	\$ -
Salt Lake	Holladay		NEWPROJ()	14041	Highland Drive; Spring Lane to Fardown Avenue	Phase I Highland Drive Corridor Renovation	2015	\$ 3,346,233	\$ 2,243,673	\$ 2,243,111	\$ 561	\$ -	\$ -	\$ -	\$ -	\$ -	\$ -
Salt Lake	Holladay		NEWPROJ()	14828	Highland Drive; Arbor Lane to Van Winkle Expressway	Study to Address Traffic Volumes, Expanded Transit Service, Increase Bicycle & Pedestrian use and safety	2016	\$ 183,800	\$ 171,357	\$ -	\$ 171,357	\$ -	\$ -	\$ -	\$ -	\$ -	\$ -
Salt Lake	Magna	Var	NEWPROJ()	15912	2810 South at 8000 West Realignment	Realign intersections to improve safety and connectivity and relocate a midblock school crossing to the new realignment.	2017	\$ 2,000,900	\$ 1,203,189	\$ -	\$ -	\$ -	\$ 1,203,189	\$ -	\$ -	\$ -	\$ -
Salt Lake	Magna		NEWPROJ()	16928	8000 West; 2600 South to 3100 South	Construct sidewalk, curb, gutter, and shoulder improvements on the west side	2018	\$ 1,346,700	\$ 1,255,528	\$ -	\$ -	\$ -	\$ -	\$ 1,255,528	\$ -	\$ -	\$ -
Salt Lake	Magna	8000 West	Newproject-011(2020)	18826	8000 West; SR-201 to 3100 South	Reconstruct & Minor Widening, including Shoulder, Curb, Gutter, Sidewalk, Parkstrips, and Bike Lanes	2020	\$ 2,679,000	\$ 2,497,632		\$ -	\$ -	\$ -	\$ -	\$ 2,497,632	\$ -	\$ -
Salt Lake	Midvale/ UDOT	Var	New Project - 009()	17841	7200 South and 300 West	Intersection and Signal Improvements	2019	\$ 323,000	\$ 287,148	\$ -	\$ 287,148	\$ -	\$ -	\$ -	\$ -	\$ -	\$ -
Salt Lake	Millcreek	1	NEWPROJ()	15911	900 East; 3900 South to 4500 South	Reconstruct w/ improvements to curb, gutter, sidewalk, ADA ramps, bicycle facilities, lighting and utility pole relocations.	2017	\$ 6,770,136	\$ 6,311,798	\$ 722,533	\$ 1,387,251	\$ 1,202,014	\$ -	\$ -	\$ -	\$ -	\$ -
Salt Lake	Millcreek	2	NEWPROJ()	15911	900 East; 3900 South to 4500 South	Reconstruct w/ improvements to curb, gutter, sidewalk, ADA ramps, bicycle facilities, lighting and utility pole relocations.	2017	\$ -	\$ 3,000,000	\$ -	\$ -	\$ 3,000,000	\$ -	\$ -	\$ -	\$ -	\$ -
Salt Lake	Millcreek		NEWPROJ()	16930	3900 South; 2300 East to Wasatch Blvd	Reconstruct and Widen to include center turn lane, curb, gutter, sidewalk, and shoulders	2018	\$ 8,652,500	\$ 4,000,000	\$ 4,000,000	\$ -	\$ -	\$ -	\$ -	\$ -	\$ -	\$ -
Salt Lake	Millcreek	3800 South	Newproject-012(2020)	18827	3800 South Skyline HS; Virginia Way to Birch Drive	Reconstruct with operational Improvements with turning restrictions and construction of a roundabout to increase safety	2020	\$ 2,082,000	\$ 1,801,204		\$ 450,000	\$ 1,351,204	\$ -	\$ -	\$ -	\$ -	\$ -
Salt Lake	Murray		F-LC35(242)	11987	Vine Street; 900 East to 1300 East	Reconstruct with minor widening, also Drainage, Curb, Gutter and Sidewalk	2013	\$ 5,081,000	\$ 4,000,000	\$ 4,000,000	\$ -	\$ -	\$ -	\$ -	\$ -	\$ -	\$ -
Salt Lake	Murray	1	NEWPROJ()	14923	Vine Street; 1300 East to Van Winkle Expressway	Reconstruction with minor widening including; improvements to Drainage, Curb, Gutter and Sidewalk	2016	\$ 5,641,700	\$ 4,500,000	\$ 993,354	\$ 1,648,447	\$ -	\$ -	\$ -	\$ -	\$ -	\$ -

Surface Transportation Program (STP)

2022-2027 Transportation Improvement Program (TIP)

Print Date: 31-Aug-21											Amount Obligated	Current Federal Fiscal Year	New Project/ Additional Funds				
County	Sponsor	Route	Project Sequence	Project Identification Number (PIN)	Project Information		Year Added to TIP	Estimated Total Project Cost	Current Programmed Funds	Total Amount Obligated	Allocation of Programmed Funds per Federal Fiscal Year					Concept Development	
					Location/ Limits	Concept/ Type of Improvement					2021	2022	2023	2024	2025	2026	2027
Salt Lake	Murray	2	NEWPROJ()	14923	Vine Street; 1300 East to Van Winkle Expressway	Reconstruction with minor widening including; improvements to Drainage, Curb, Gutter and Sidewalk	2016	\$ -	\$ 2,508,199	\$ -	\$ 2,508,199	\$ -	\$ -	\$ -	\$ -	\$ -	\$ -
Salt Lake	Murray	Var	New Project - 007()	17838	Winchester and 700 West	Intersection and Pedestrian Improvements	2019	\$ 2,753,900	\$ 2,567,461	\$ -	\$ -	\$ -	\$ -	\$ -	\$ 2,567,461	\$ -	\$ -
Salt Lake	Riverton	Var	NEWPROJ()	15913	4150 West; 12600 South to 13400 South	Construct a 4-lane concrete street with center running trax corridor, bike lanes, pedestrian trails or sidewalks, and traffic signals.	2017	\$ 17,712,800	\$ 5,500,000	\$ 6,199,225	\$ 50,775	\$ -	\$ -	\$ -	\$ -	\$ -	\$ -
Salt Lake	Salt Lake City		F-2076(1)	11083	1300 East; 1300 South to 2100 South	Reconstruction with minor improvements to Drainage, Curb, Gutter and Sidewalk	2012	\$ 11,099,000	\$ 6,774,915	\$ 6,401,833	\$ 373,082	\$ -	\$ -	\$ -	\$ -	\$ -	\$ -
Salt Lake	Salt Lake City		Transfer to FTA	14932	300 North & 500 West	New Construction - Pedestrian/ Bicycle Railroad Overpass	2016	\$ 5,462,000	\$ 2,500,000	\$ 2,500,000	\$ 400,000	\$ -	\$ -	\$ -	\$ -	\$ -	\$ -
Salt Lake	Salt Lake City	Combine Pins 16924 into PIN 15908	NEWPROJ()	15908	1300 East; 2100 South to Highland Drive	Pavement Rehabilitation including curb, gutter, and pedestrain improvements	2017	\$ 3,901,300	\$ 3,548,613	\$ -	\$ -	\$ -	\$ 1,548,613	\$ 2,000,000	\$ -	\$ -	\$ -
Salt Lake	Salt Lake City		NEWPROJ()	15908	1300 East/ Richmond; 2100 South to Southern City Boundary (PIN was 16924)	Reconstruct with improvements to Drainage, Curb, Gutter, Sidewalk, and Shoulder	2018	\$ 4,975,600	\$ 4,300,000	\$ -	\$ -	\$ -	\$ -	\$ 2,000,000	\$ 2,300,000	\$ -	\$ -
Salt Lake	Salt Lake City	Transit	Newproject-013(2020)	17850	Westside Multimodal Transit Hub; North Temple Area between 900 West & Redwood Road	Construct a new intermodal center/ bus hub to connect TRAX Green Line to bus routes and alternative transportation	2020	\$ 3,936,600	\$ 2,270,092	\$ -	\$ -	\$ -	\$ -	\$ -	\$ -	\$ 2,270,092	\$ -
Salt Lake	Salt Lake County	Var	NEWPROJ()	14036	Salt Lake County Area Signal Detection Upgrade	Improve Signal Detection and Coordination by ITS Measures	2015	\$ 3,657,400	\$ 2,072,076	\$ 1,999,711	\$ 72,076	\$ -	\$ -	\$ -	\$ -	\$ -	\$ -
Salt Lake	Salt Lake County	Var	NEWPROJ()	17493	Salt Lake County Area Signal Detection Upgrade	Improve Signal Detection and Coordination by ITS Measures	2015	\$ 3,657,400	\$ 1,409,794	\$ -	\$ -	\$ 1,338,007	\$ -	\$ -	\$ -	\$ -	\$ -
Salt Lake	Salt Lake County/ West Valley/ Kearns		F-2240(2)0	11085	4700 South; 4000 West to 5600 West	Reconstruct with minor widening, improvements to Drainage, Curb, Gutter and Sidewalk	2012	\$ 23,675,426	\$ 14,175,040	\$ 2,983,360	\$ 4,391,680	\$ 3,500,000	\$ 3,300,000	\$ -	\$ -	\$ -	\$ -
Salt Lake	Sandy	89	F-0089 (392)0	13114	9270 South & State Street; 150 East to State Street	Intersection Improvements and Signal Installation	2014	\$ 7,332,000	\$ 7,232,000	\$ 4,207,800	\$ 3,024,200	\$ -	\$ -	\$ -	\$ -	\$ -	\$ -
Salt Lake	Sandy	SR-209	NEWPROJ()	16921	Monroe and 90th Street (SR-209)	Intersection Improvements - dual left turns in all directions	2018	\$ 6,145,100	\$ 4,200,000	\$ 4,200,000	\$ -	\$ -	\$ -	\$ -	\$ -	\$ -	\$ -
Salt Lake	Sandy & Draper Cities		NEWPROJ()	14035	Highland Drive EIS	Environmental Study to determine Project Purpose and Needs	2015	\$ 4,680,000	\$ 4,300,000	\$ -	\$ -	\$ -	\$ -	\$ 2,000,000	\$ 2,300,000	\$ -	\$ -
Salt Lake	South Jordan	Var	F-LC35 (252)	13116	3200 West; 10431 South to 10600 South	Reconstruct with minor widening, improvements to Drainage, Curb, Gutter and Sidewalk	2014	\$ 1,396,200	\$ 1,000,000	\$ 999,999	\$ -	\$ -	\$ -	\$ -	\$ -	\$ -	\$ -
Salt Lake	South Jordan		NEWPROJ()	14040	2200 West; 9400 South to 11400 South (was 10400 South)	Reconstruction with minor widening including; improvements to Drainage, Curb, Gutter and Sidewalk	2015	\$ 4,505,900	\$ 4,200,851	\$ 6,360,397	\$ 171,204	\$ -	\$ -	\$ -	\$ -	\$ -	\$ -
Salt Lake	South Jordan	Var	NEWPROJ()	15910	2700 West; 10000 South to 10200 South	Reconstruction with minor widening to 3-lanes; including improvements to Curb, Gutter, Sidewalk, Parkstrips, Shoulders, and Streetlights	2017	\$ 953,200	\$ 777,788	\$ -	\$ -	\$ -	\$ 777,788	\$ -	\$ -	\$ -	\$ -
Salt Lake	South Jordan	Var	NEWPROJ()	15914	Riverfront Parkway; 11050 South 11400 South	Widen from 3 to 5 lanes including curb, gutter, sidewalk, park strip, intersection improvements, and necessary street lights.	2017	\$ 1,840,900	\$ 1,632,271	\$ -	\$ -	\$ -	\$ 1,632,271	\$ -	\$ -	\$ -	\$ -
Salt Lake	South Jordan	Var	New Project - 005()	17836	Bacchus Highway (SR-111); 10200 South to 10700 South	Reconstruct existing roadway and improve the vertical curve to increase site distance	2019	\$ 2,301,300	\$ 2,145,502	\$ -	\$ -	\$ -	\$ -	\$ -	\$ 2,145,502	\$ -	\$ -
Salt Lake	South Jordan	1300 West	Newproject-006(2020)	18821	1300 West & White Peach Drive (11170 South)	Install a Signal at the T-intersection	2020	\$ 460,800	\$ 429,604	\$ -	\$ 429,604	\$ -	\$ -	\$ -	\$ -	\$ -	\$ -
Salt Lake	South Salt Lake	1	NEWPROJ()	14034	500 West; 3300 South to 3900 South	Reconstruction with minor widening including; improvements to Drainage, Curb, Gutter and Sidewalk	2015	\$ 7,718,985	\$ 5,000,000	\$ 1,556,941	\$ 943,059	\$ -	\$ -	\$ -	\$ -	\$ -	\$ -
Salt Lake	South Salt Lake	2	NEWPROJ()	14034	500 West; 3300 South to 3900 South	Reconstruction with minor widening including; improvements to Drainage, Curb, Gutter and Sidewalk	2015		\$ 2,500,000	\$ -	\$ 2,500,000	\$ -	\$ -	\$ -	\$ -	\$ -	\$ -
Salt Lake	South Salt Lake		NEWPROJ()	16925	700 West; 3300 South to Carlisle Avenue (3655 South)	Reconstruct and widen to include center turn lane, curb, gutter, sidewalk, and shoulders	2018	\$ 6,571,575	\$ 4,000,000	\$ -	\$ -	\$ -	\$ -	\$ 2,000,000	\$ 2,000,000	\$ -	\$ -
Salt Lake	South Salt Lake	700 West	Newproject-005(2020)	18820	700 West Reconstruction Phase II; Carlisle Street to 3900 South	Reconstruct with Minor Widening Including Bike Lanes, Shoulders, Curb, Gutter, and Sidewalk	2020	\$ 4,908,805	\$ 4,200,000	\$ -	\$ -	\$ -	\$ -	\$ -	\$ -	\$ 4,200,000	\$ -
Salt Lake	South Salt Lake/ UDOT	Var	New Project - 006()	17837	3300 South and 900 West	Pedestrian and Signal Improvement Projects	2019	\$ 840,000	\$ 783,132	\$ -	\$ 783,132	\$ -	\$ -	\$ -	\$ -	\$ -	\$ -
Salt Lake	Taylorsville	1	F-0068 (73)52	11082	Redwood Road; 4100 South to 5400 South	Access Management and Safety Improvements	2012	\$ 13,767,800	\$ 12,159,548	\$ 3,766,492	\$ 3,572,266	\$ -	\$ -	\$ -	\$ -	\$ -	\$ -

Surface Transportation Program (STP)
2022-2027 Transportation Improvement Program (TIP)

Print Date: 31-Aug-21												Amount Obligated	Current Federal Fiscal Year	New Project/ Additional Funds			
County	Sponsor	Route	Project Sequence	Project Identification Number (PIN)	Project Information		Year Added to TIP	Estimated Total Project Cost	Current Programmed Funds	Total Amount Obligated	Allocation of Programmed Funds per Federal Fiscal Year					Concept Development	
					Location/ Limits	Concept/ Type of Improvement					2021	2022	2023	2024	2025	2026	2027
Salt Lake	Taylorsville	2	F-0068 (73)52	11082	Redwood Road; 4100 South to 5400 South	Access Management and Safety Improvements	2012	\$ -	\$ 4,820,791	\$ -	\$ 4,820,791	\$ -	\$ -	\$ -	\$ -	\$ -	\$ -
Salt Lake	Taylorsville	3	NEWPROJ()	11082	1780 BRT Connector Road; Bruin Blvd to 4700 S Proj combined to PIN 11082 (Redwood Rd) was PIN 16931	New Construction including curb, gutter, sidewalk, and shoulder improvements	2018	\$ -	\$ -	\$ -	\$ -	\$ -	\$ -	\$ -	\$ -	\$ -	\$ -
Salt Lake	Taylorsville	Var	NEWPROJ()	17953	I-215 Frontage Road; 4100 South to 4700 South	New Construction of Frontage Road and connectors to 2700 West	2017	\$ 8,845,569	\$ 3,000,000	\$ -	\$ -	\$ -	\$ -	\$ -	\$ 3,000,000	\$ -	\$ -
Salt Lake	Taylorsville/ UDOT	Var	New Project - 008()	17840	5400 South and 1900 West	Intersection and Signal Improvements	2019	\$ 406,500	\$ 364,995	\$ -	\$ 364,995	\$ -	\$ -	\$ -	\$ -	\$ -	\$ -
Salt Lake	UDOT	SR-68	Newproject-010(2020)	18825	Redwood Road (SR-68); 6200 South to I-215	Add an additional NB lane on Redwood Rd, Including option/entrance lanes at both EB and WB On-Ramps and CFI features on the east and south legs of the 6200 So intersection.	2020	\$ 9,858,600	\$ 1,000,000	\$ -	\$ 1,000,000	\$ -	\$ -	\$ -	\$ -	\$ -	\$ -
Salt Lake	UDOT TOC	Var	Newproject-003(2020)	18818	Traffic Signal Priority/Preemption for Transit, Freight, and Snow Plows	(1) SR-172 (5600 W) from Amelia Earhart Dr to 3500 South (2) SR-71 (12300 S & 700 E) from Bangerter Hwy to 400 South (3) U-111 (Bacchus Hwy) from SR-201 to New Bingham Hwy	2020	\$ 690,000	\$ 643,287	\$ -	\$ -	\$ -	\$ -	\$ -	\$ -	\$ 643,287	\$ -
Salt Lake	UTA		Newproject-0027()	8599	Transit Oriented Development (TOD) @ 10000 South TRAX Station	Replace 11 acres of surface parking with two parking structures	2010	\$ 13,500,000	\$ 2,000,000	\$ 2,000,000	\$ -	\$ -	\$ -	\$ -	\$ -	\$ -	\$ -
Salt Lake	UTA		Transfer to FTA	11984	Salt Lake Central Bus Maintenance Facility	Relocate, Replace, and Expand the Bus Maintenance Facility	2013	\$ 56,400,000	\$ 3,000,000	\$ 3,000,000	\$ -	\$ -	\$ -	\$ -	\$ -	\$ -	\$ -
Salt Lake	UTA		Transfer to FTA	16932	University of Utah Hospital Stop Expansion	Extend the bus bays to allow more buses to serve the area simultaneously	2018	\$ 399,400	\$ 372,361	\$ 372,361	\$ -	\$ -	\$ -	\$ -	\$ -	\$ -	\$ -
Salt Lake	UTA	Var	Newproject-002(2020)	18817	UTA - On-Board Technology System	Develop & Maintain a New Controlling Data System for Route Efficiency, Vehicle Monitoring & Dispatching	2020	\$ 5,000,000	\$ 500,000	\$ -	\$ 500,000	\$ -	\$ -	\$ -	\$ -	\$ -	\$ -
Salt Lake	UTA	Var	Newproject-004(2020)	18819	Traffic Signal Priority/Preemption Equipment for Additional Transit Vehicles	(1) SR-172 (5600 W) from Amelia Earhart Dr to 3500 South (2) SR-71 (12300 S & 700 E) from Bangerter Hwy to 400 South (3) U-111 (Bacchus Hwy) from SR-201 to New Bingham Hwy	2020	\$ 225,000	\$ 237,736	\$ -	\$ -	\$ -	\$ -	\$ -	\$ -	\$ 237,736	\$ -
Salt Lake	West Jordan		F-R299(139)	10009	5600 West; 7800 South to 8600 South	New Construction and Widening	2011	\$ 5,378,000	\$ 4,666,000	\$ 4,682,928	\$ -	\$ -	\$ -	\$ -	\$ -	\$ -	\$ -
Salt Lake	West Jordan		Newproject-S_STP-006(2021)	14830	7800 South; Mountain View Corridor to SR-111	Widen from 2-Lane to 5-Lane with Shoulders, Curb, Gutter, and Sidewalk	2016	\$ 5,234,500	\$ 2,400,000	\$ -	\$ 1,200,000	\$ 1,200,000	\$ -	\$ -	\$ -	\$ -	\$ 2,000,000
Salt Lake	West Jordan	Var	NEWPROJ()	15936	8600 South; 5600 West to 6000 West	Construct a bridge over Mountain View Corridor	2017	\$ 12,000,000	\$ 1,700,000	\$ -	\$ -	\$ -	\$ -	\$ -	\$ -	\$ -	\$ -
Salt Lake	West Jordan		NEWPROJ()	16922	7000 South; 1300 West to Bangerter Hwy (SR-154)	Environmental Impact Statement (EIS)	2018	\$ 2,000,000	\$ 1,000,000	\$ -	\$ -	\$ -	\$ 1,000,000	\$ -	\$ -	\$ -	\$ -
Salt Lake	West Jordan		NEWPROJ()	16927	7000 South & 1500 West	Construct Pedestrian Bridge	2018	\$ 1,608,900	\$ 1,499,977	\$ -	\$ 300,000	\$ -	\$ -	\$ 1,199,977	\$ -	\$ -	\$ -
Salt Lake	West Jordan	9000 South	Newproject-009(2020)	18824	9000 South; New Bingham Highway to SR-111	New Construction of a 5-lane facility with shoulders, curb, gutter, parkstrip, and sidewalk	2020	\$ 15,174,900	\$ 3,000,000	\$ -	\$ -	\$ -	\$ -	\$ -	\$ 3,000,000	\$ -	\$ -
Salt Lake	West Jordan		NEWPROJ()	14039	1300 West; 6600 South to 9400 South	Widen to include; Center Turn-lane, Right Turn-lanes and Bike Lanes	2015	\$ 11,442,800	#REF!	\$ 1,500,000	\$ -	\$ 4,200,000	\$ 4,800,000	\$ 2,000,000	\$ -	\$ -	\$ -
Salt Lake	West Valley City		Newproject-004()	8557	6200 South; 6100 West to SR-111	New Construction	2010	\$ 6,655,000	\$ 5,463,000	\$ 4,935,176	\$ -	\$ -	\$ -	\$ -	\$ -	\$ -	\$ -
Salt Lake	West Valley City	1	F-LC:35 (253)	14831	4100 South; Bangerter Highway to 5460 West	Roadway Reconstruction with improvements to Curb, Gutter, and Sidewalk were necessary	2016	\$ 5,558,600	#REF!	\$ 7,806,221	\$ -	\$ -	\$ -	\$ -	\$ -	\$ -	\$ -
Salt Lake	West Valley City	2	F-LC:35 (253)	14831	4100 South; Bangerter Highway to 5460 West	Roadway Reconstruction with improvements to Curb, Gutter, and Sidewalk were necessary	2016	\$ 3,421,462	\$ 3,421,462	\$ 3,421,462	\$ -	\$ -	\$ -	\$ -	\$ -	\$ -	\$ -
Salt Lake	West Valley City	Var	New Project - 003()	17806	Parkway Blvd (2700 So); Mountain View Corridor to 6400 West	Roadway Widening, Including Bike Lanes, Shoulders, Curb, Gutter, and Sidewalk	2019	\$ 5,767,800	\$ 5,300,000	\$ -	\$ -	\$ -	\$ -	\$ -	\$ 5,300,000	\$ -	\$ -
Salt Lake	West Valley City	3650 South	Newproject-008(2021)	18823	3650 South; 2700 West to 3200 West	Reconstruct & Minor Widening, including Shoulder, Curb, Gutter, Sidewalk, Parkstrips, and Bike Lanes	2020	\$ 5,869,100	\$ 2,570,000	\$ -	\$ -	\$ -	\$ -	\$ -	\$ -	\$ 2,570,000	\$ 3,201,489
Salt Lake	WFRC	Var	F-R299(50)	11985	Transportation and Landuse Connections (TLC) - Salt Lake County	Local Planning Assistance	2003	\$ 429,046	\$ 260,000	\$ 2,637,146	\$ 587,930	\$ 605,568	\$ 623,735	\$ 642,447	\$ 661,720	\$ 681,572	\$ 695,885

Surface Transportation Program (STP)
2022-2027 Transportation Improvement Program (TIP)

Print Date: 31-Aug-21												Amount Obligated	Current Federal Fiscal Year	New Project/ Additional Funds			
County	Sponsor	Route	Project Sequence	Project Identification Number (PIN)	Project Information		Year Added to TIP	Estimated Total Project Cost	Current Programmed Funds	Total Amount Obligated	Allocation of Programmed Funds per Federal Fiscal Year					Concept Development	
					Location/ Limits	Concept/ Type of Improvement					2021	2022	2023	2024	2025	2026	2027
OGDEN/ LAYTON URBAN AREA										\$ -							
Weber	Brigham City		NEWPROJ()	16938	1200 West Box Elder Creek Bridge; 550 South to 650 North	Widen Existing Bridge to accomdate the widening of 1200 West	2018	\$ 1,750,000	\$ 1,582,113	\$ -	\$ -	\$ -	\$ 791,057	\$ 791,056	\$ -	\$ -	\$ -
Davis	Clearfield/ Syracuse	1	NEWPROJ()	14843	500 West; 2000 South to Antelope Drive (1700 South or SR-108)	New Construction, 3-lane facility with Signal on SR-108 and Curb, Gutter and Sidewalk	2016	\$ 6,766,000	\$ 5,362,630	\$ 3,822,630	\$ -	\$ 240,000	\$ -	\$ -	\$ -	\$ -	\$ -
Davis	Clearfield/ Syracuse	2	NEWPROJ()	14843	500 West; 2000 South to Antelope Drive (1700 South or SR-108)	New Construction, 3-lane facility with Signal on SR-108 and Curb, Gutter and Sidewalk	2016		\$ 1,300,000	\$ -	\$ -	\$ 1,300,000	\$ -	\$ -	\$ -	\$ -	\$ -
Davis	Clinton/ West Point		NEWPROJ()	15899	800 North; 2000 West to 3000 West	Reconstruction with minor widening including; improvements to Drainage, Curb, Gutter and Sidewalk	2017	\$ 4,567,100	\$ 3,000,000	\$ 2,166,678	\$ 617,971	\$ -	\$ -	\$ -	\$ -		
Davis	Farmington	SR-106	NEWPROJ()	16933	Main Street (SR-106); Park Lane to Shepard Lane	Widen roadway (east - side) for curb, gutter, sidewalk and shoulder	2018	\$ 1,986,400	\$ 1,851,921	\$ -	\$ -	\$ -	\$ 925,960	\$ 925,960	\$ -		
Davis	Farmington	SR-106	New Project - 011()	17793	Main Street (SR-106); Park Lane to Shepard Lane	Widen roadway (west - side) for curb, gutter, sidewalk and shoulder	2019	\$ 2,287,800	\$ 2,053,670	\$ -	\$ -	\$ -	\$ -	\$ -	\$ 2,053,670		
Davis	Farmington	Commerce Drive	Newproject-017(2020)	18807	Commerce Drive Road; Burke Lane to 950 North	New construction of 5-Lane roadway with curb, gutter, sidewalk, ADA crossings, bike lanes, and utility lines.	2020	\$ 8,122,500	\$ 3,000,000		\$ -	\$ -	\$ -	\$ 1,000,000	\$ 1,000,000	\$ 1,000,000	\$ -
Weber	Farr West City	4000 North	Newproject-023(2020)	18814	4000 North; SR-126 to 2800 West	Reconstruct/ Widen with minor improvements to Drainage, Curb, Gutter, Sidewalk, and Bike Lanes	2020	\$ 7,100,600	\$ 2,700,000		\$ -	\$ -	\$ -	\$ -	\$ -	\$ 2,700,000	\$ -
Weber	Harrisville	1	F-LC57 (26)	11993	Larsen Lane; North Harrisville Road to Washington Blvd	Reconstruct with minor widening, improvements to Drainage, Curb, Gutter and Sidewalk	2013	\$ 3,748,000	\$ 946,476	\$ 946,476	\$ -	\$ -	\$ -	\$ -	\$ -		
Weber	Harrisville	2	F-LC57 (26)	11993	Larsen Lane; North Harrisville Road to Washington Blvd	Reconstruct with minor widening, improvements to Drainage, Curb, Gutter and Sidewalk	2013	\$ 2,577,523	\$ 2,577,523	\$ 2,577,523	\$ -	\$ -	\$ -	\$ -	\$ -		
Weber	Harrisville		F-R199(133)	11993	Washington Blvd & Larsen Lane ((was PIN 11091))	Intersection Improvements	2012	\$ 669,000	\$ 534,000	\$ -	\$ -	\$ -	\$ -	\$ -	\$ -		
Weber	Harrisville	Harrisville Road	New Project - 016()	17797	West Harrisville Road; Washington Blvd (US-89) to 750 West	Reconstruct and Widen to include Center turn lane, shoulders/ bike lanes, curb, gutter, and sidewalk	2019	\$ 3,460,200	\$ 3,109,407	\$ -	\$ -	\$ -	\$ -	\$ 609,407	\$ 2,500,000		
Weber	Hooper		NEWPROJ()	14045	4700 West; 4800 South to 5100 South	Reconstruction with minor widening including; improvements to Drainage, Curb, Gutter and Sidewalk	2015	\$ 2,915,200	\$ 2,717,841	\$ 2,006,819	\$ 439,238	\$ -	\$ -	\$ -	\$ -		
Weber	Hooper	5500 West	Newproject-020(2020)	18811	5500 West; 5500 South (SR-97) to Weber/ Davis County Line	Reconstruct/ Widen with minor improvements to Drainage, Curb, Gutter, Sidewalk, and Bike Lanes	2020	\$ 2,471,100	\$ 1,846,980		\$ -	\$ -	\$ -	\$ -	\$ -	\$ 1,846,980	\$ -
Davis	Kaysville	Var	New	13121	200 North & Angel Street Intersection	Intersection - Improvements	2014	\$ 3,271,900	\$ 3,050,392	\$ 3,050,392	\$ -	\$ -	\$ -	\$ -	\$ -		
Weber	Kaysville/ Farmington		NEWPROJ()	16935	WDC Connector; West Davis Corridor to Shepard Lane & I-15	New Construction	2018	\$ 10,833,600	\$ 4,300,000	\$ 262,000	\$ -	\$ -	\$ 3,608,000	\$ -	\$ -		
Davis	Layton		NEWPROJ()	14844	Gordon Avenue; 1600 East to Highway 89	Preliminary Engineering & ROW Acquisition	2016	\$ 3,500,000	\$ 2,500,000	\$ -	\$ -	\$ 1,000,000	\$ 1,500,000	\$ -	\$ -		
Weber	Marriott-Slaterville		NEWPROJ()	15904	1200 West; 400 North to Farr West Boundary	Reconstruction with minor widening including; improvements to Drainage, Curb, Gutter and Sidewalk	2017	\$ 5,605,300	\$ 3,762,110	\$ 2,373,892	\$ 1,012,007	\$ -	\$ -	\$ -	\$ -		
Weber	North Ogden	1	NEWPROJ()	14842	450 East/ 400 East; 2600 North to Elberta Drive	Widen existing roadway from 3-lane to 5-lane including improvements to Curb, Gutter, and Sidewalks	2016	\$ 5,370,300	\$ 4,140,000	\$ -	\$ 4,140,000	\$ -	\$ -	\$ -	\$ -		
Weber	North Ogden	2	NEWPROJ()	14842	450 East/ 400 East; 2600 North to Elberta Drive	Widen existing roadway from 3-lane to 5-lane including improvements to Curb, Gutter, and Sidewalks	2016	\$ 1,829,346	\$ 1,829,346	\$ -	\$ -		\$ -	\$ -	\$ -		
Davis	North Salt Lake	Var	New	13122	Center Street; Legacy Parkway to Redwood Road	Reconstruct with minor widening, improvements to Drainage, Curb, Gutter and Sidewalk	2014	\$ 1,938,300	\$ 1,778,176	\$ 1,636,960	\$ -	\$ -	\$ -	\$ -	\$ -		
Weber	North Salt Lake	1	NEWPROJ()	16937	Main Street; Center Street to 350 North	Reconstruct with minor improvements to Drainage, Curb, Gutter and Sidewalk	2018	\$ 1,440,914	\$ 1,223,364	\$ 282,920	\$ 190,444	\$ -	\$ -	\$ -	\$ -		
Weber	North Salt Lake	2	NEWPROJ()	16937	Main Street; Center Street to 350 North	Reconstruct with minor improvements to Drainage, Curb, Gutter and Sidewalk	2018	\$ -	\$ 750,000	\$ -	\$ 750,000	\$ -	\$ -	\$ -	\$ -		
Davis	North Salt Lake	Main Str	Newproject-022(2020)	18813	Main Street Sidewalk; I-15 Overpass to Pacific Avenue	Construct Missing Sidewalk	2020	\$ 366,200	\$ 274,650		\$ -	\$ -	\$ -	\$ -	\$ -	\$ 274,650	\$ -
Weber	Ogden		NEWPROJ()	14840	20th Street; Washington Blvd to Monroe Blvd	Reconstruction with minor widening including; improvements to Drainage, Curb, Gutter and Sidewalk	2016	\$ 6,477,200	\$ 3,000,000	\$ 2,850,961	\$ -	\$ -	\$ -	\$ -	\$ -		

Surface Transportation Program (STP)

2022-2027 Transportation Improvement Program (TIP)

Print Date: 31-Aug-21											Amount Obligated	Current Federal Fiscal Year	New Project/ Additional Funds				
County	Sponsor	Route	Project Sequence	Project Identification Number (PIN)	Project Information		Year Added to TIP	Estimated Total Project Cost	Current Programmed Funds	Total Amount Obligated	Allocation of Programmed Funds per Federal Fiscal Year					Concept Development	
					Location/ Limits	Concept/ Type of Improvement					2021	2022	2023	2024	2025	2026	2027
Davis	Ogden/ UTA	BRT	Transfer to FTA	15906	Ogden-WSU Bus Rapid Transit (BRT); Intermodal HUB to McKay Dee Hospital - Design	Ogden-WSU BRT Project Design	2017	\$ 5,000,000	\$ 1,500,000	\$ 1,500,000	\$ -	\$ -	\$ -	\$ -	\$ -		
Weber	Ogden/ UTA	BRT	Transfer to FTA	16934	Ogden-WSU Bus Rapid Transit (BRT); Intermodal HUB to McKay Dee Hospital - Construction	New Construction	2018	\$ 75,000,000	\$ 1,750,000	\$ 1,750,000	\$ -	\$ -	\$ -	\$ -	\$ -		
Box Elder	Perry		NEWPROJ()	14841	1200 West; 3600 South to Willard City Boundary	New Construction, 3-lane facility with Shoulders including; improvements to Drainage, Curb, Gutter and Sidewalk	2016	\$ 2,915,200	\$ 2,717,841	\$ 418,445	\$ 2,027,612	\$ -	\$ -	\$ -	\$ -		
Weber	Plain City	1	NEWPROJ()	15905	3600 West; 2600 North to 1975 North	Reconstruction with minor widening including; improvements to Drainage, Curb, Gutter and Sidewalk	2017	\$ 3,111,400	\$ 2,900,758	\$ -	\$ -	\$ 669,030	\$ -	\$ -	\$ -		
Weber	Plain City	2	NEWPROJ()	15905	3600 West; 2600 North to 1975 North	Reconstruction with minor widening including; improvements to Drainage, Curb, Gutter and Sidewalk	2017	\$ -	\$ 2,231,728	\$ -	\$ -	\$ 2,231,728	\$ -	\$ -	\$ -		
Weber	Plain City	North Plain City Road	Newproject-018(2020)	18809	North Plain City Road; 2917 West to 3350 West	Reconstruct/ Widen with minor improvements to Drainage, Curb, Gutter, Sidewalk, and Bike Lanes	2020	\$ 3,988,900	\$ 3,500,000		\$ -	\$ -	\$ -	\$ -	\$ -	\$ 3,500,000	\$ -
Weber	Pleasant View/ North Ogden	LC57	F-LC57(18)	17954	Skyline Drive; 1100 West to 4300 North (Pleasant View)	New Construction	2015	\$ 7,542,000	\$ 3,433,500	\$ 9,323	\$ -	\$ -	\$ -	\$ 1,712,089	\$ 1,712,089		
Weber	Roy	4800 South	Newproject-021(2020)	18812	4800 South & Layton Canal	Widen 4800 South with uniform cross section including sidewalk and bike lanes over the canal to improve safety for cyclists and pedestrians.	2020	\$ 471,500	\$ 439,579		\$ -	\$ 439,579	\$ -	\$ -	\$ -	\$ -	\$ -
Weber	South Ogden		NEWPROJ()	16936	40th Street & Chimes View from Riverdale Road to Washington Blvd	Reconstruct with minor widening, improvements to Drainage, Curb, Gutter and Sidewalk	2018	\$ 4,745,200	\$ 4,000,000	\$ -	\$ -	\$ -	\$ 1,000,000	\$ 1,500,000	\$ 1,500,000		
Davis	Sunset	2018	F-LC11 (53)	11996	800 North; Main St (SR-126) to 450 West	Reconstruction with minor improvements to Drainage, Curb, Gutter and Sidewalk	2013	\$ 2,547,000	\$ 2,258,000	\$ 1,009,492	\$ 1,022,708	\$ -	\$ -	\$ -	\$ -		
Davis	Syracuse City	2019	NEWPROJ()	14043	Bluff Road; 550 West (on Gentile) to 1000 West	Reconstruction with minor widening including; improvements to Drainage, Curb, Gutter and Sidewalk	2015	\$ 4,282,100	\$ 3,000,000	\$ 3,010,000	\$ -	\$ -	\$ -	\$ -	\$ -		
Davis	Syracuse City	500 West	New Project - 013()	17794	500 West Phase II; 2010 South to 2800 South	Widen roadway and Signal Installation	2019	\$ 3,990,800	\$ 3,720,623	\$ -	\$ -	\$ -	\$ -	\$ 1,000,000	\$ 2,720,623		
Davis	UDOT	37	F-0037(40)	6552	1800 North (SR-37); I-15 to 2000 West (SR-108)	1800 North Environmental Impact Statement (EIS)	2007	\$ 31,148,000	\$ 2,695,231	\$ 1,775,116	\$ -	\$ -	\$ 424,884	\$ -	\$ -		
Davis	UDOT	I-15	F-I15-7(301)313	10944	I-15; I-215 (No Salt Lake) to US-89 (Farmington)	I-15; South Davis Operational Upgrades	2013	\$ 121,000,000	\$ 22,830,999	\$ 22,830,999	\$ -	\$ -	\$ -	\$ -	\$ -		
Var	UDOT TOC	Var	Newproject-015(2020)	18803	Traffic Signal Priority/Preemption for Transit, Freight, and Snow Plows	(1) US-89 (Washington Blvd) from SR-235 (2nd St) to 40th Street (2) SR-108 (Antelope Dr) from 2000 W (Syracuse) to Fairfield Rd (Layton)	2020	\$ 500,000	\$ 466,150		\$ -	\$ -	\$ -	\$ -	\$ -	\$ 466,150	\$ -
Davis	UTA		NEWPROJ()	14044	Layton FrontRunner Station Parking	New Construction of Parking Structure for the Layton Station	2015	\$ 4,200,000	\$ 2,000,000	\$ -	\$ -	\$ -	\$ -	\$ 500,000	\$ 1,500,000		
Var	UTA	Var	Newproject-014(2020)	18802	UTA - On-Board Technology System	Develop & Maintain a New Controlling Data System for Route Efficiency, Vehicle Monitoring & Dispatching	2020	\$ 5,000,000	\$ 200,000		\$ 200,000	\$ -	.	\$ -	\$ -	\$ -	\$ -
Var	UTA	Var	Newproject-016(2020)	18806	Traffic Signal Priority/Preemption Equipment for Additional Transit Vehicles	(1) US-89 (Washington Blvd) from SR-235 (2nd St) to 40th Street (2) SR-108 (Antelope Dr) from 2000 W (Syracuse) to Fairfield Rd (Layton)	2020	\$ 85,000	\$ 79,245		\$ -	\$ -	\$ -	\$ -	\$ -	\$ 79,245	\$ -
Weber	Washington Terrace	LC57	Newproject-006()	8559	Adams Avenue; City Limits to US-89	Reconstruct	2010	\$ 5,290,000	\$ 4,964,287	\$ 4,644,301	\$ -	\$ -	\$ -	\$ -	\$ -		
Weber	Washington Terrace	300 West	New Project - 014()	17795	300 West; 5000 South to Riverdale City Boundary	Reconstruct Roadway and improve Curb, gutter, and sidewalk where necessary	2019	\$ 3,024,100	\$ 2,702,831	\$ -	\$ -	\$ -	\$ 1,702,831	\$ 1,000,000	\$ -		
Weber	West Haven	2018	New	13124	4700 West; 4000 South to 4600 South	Reconstruct with minor widening, improvements to Drainage, Curb, Gutter and Sidewalk	2014	\$ 3,870,700	\$ 2,500,000	\$ 533,995	\$ 1,790,862	\$ -	\$ -	\$ -	\$ -		
Davis	West Point	300 North	Newproject-019(2020)	18810	300 North; 2000 West to 3000 West	Reconstruct/ Widen with minor improvements to Drainage, Curb, Gutter, Sidewalk, and Bike Lanes	2020	\$ 3,312,700	\$ 2,981,216		\$ -	\$ -	\$ -	\$ -	\$ -	\$ 2,981,216	\$ -
Davis	West Point/ Clearfield	2018	F-LC11(54)	11997	300 North; 1000 West to 2000 West	Reconstruction with minor improvements to Drainage, Curb, Gutter and Sidewalk	2013	\$ 2,971,000	\$ 2,500,000	\$ 1,790,664	\$ 459,336	\$ -	\$ -	\$ -	\$ -		\$ -
Var	WFRC	Var	STP-LC57(10)	11049	Project Planning Support - Weber/ Davis County, 7223	Planning - Urban Transportation	2003	\$ 4,440,368	\$ 4,139,755	\$ 4,139,755	\$ 903,222	\$ 519,001	\$ 260,656	\$ 404,564	\$ 416,701	\$ 429,202	\$ 442,078
Var	WFRC	Var	STP-LC57(10)	UPWP/ 11049	Ogden\ Layton Travel Survey	Modeling Update Exercise (Originally Included in the Planning Support Line)				\$ -	\$ -	\$ 132,125	\$ 132,125				

Surface Transportation Program (STP)
2022-2027 Transportation Improvement Program (TIP)

Print Date: 31-Aug-21												Amount Obligated	Current Federal Fiscal Year	New Project/ Additional Funds			
County	Sponsor	Route	Project Sequence	Project Identification Number (PIN)	Project Information		Year Added to TIP	Estimated Total Project Cost	Current Programmed Funds	Total Amount Obligated	Allocation of Programmed Funds per Federal Fiscal Year					Concept Development	
					Location/ Limits	Concept/ Type of Improvement					2021	2022	2023	2024	2025	2026	2027
Var	WFRC	Var	F-LC11 (50)	11990	Transportation and Landuse Connections (TLC) - Weber & Davis County	Local Planning Assistance	2003	\$ 429,046	\$ 140,000	\$ 2,132,855	\$ 442,070	\$ 455,332	\$ 468,992	\$ 483,062	\$ 497,554	\$ 512,480	\$ 523,242
Davis	Woods Cross	2018	NEWPROJ()	14042	1500 South Phase 3; 1350 West to 1100 West	Reconstruction with minor widening including; improvements to Drainage, Curb, Gutter and Sidewalk	2015	\$ 3,003,400	\$ 2,753,641	\$ 3,064,505							
Davis	Woods Cross	800 West	New Project - 015()	17796	800 West & 1500 South	Intersection Improvements and Signal Installation	2019	\$ 1,056,500	\$ 984,975	\$ -	\$ 150,000	\$ 834,975	\$ -	\$ -	\$ -		
Weber	UDOT TOC	Var	Newproject-O_STP-001(2021)	19569	Traffic Signal Priority/Preemption for Transit, Freight, and Snow Plows	(1) Riverdale Rd (SR-26); 1900 W (in Roy) to Washington Blvd (2) Harrison Blvd (SR-203); 24th St to 36th St	2021	\$ 670,000	\$ 624,641	\$ -	\$ -	\$ -	\$ -	\$ -	\$ -	\$ -	\$ 624,641
Davis	West Point	300 North	Newproject-O_STP-002(2021)	19605	300 North; 3000 West to 4000 West	Reconstruct/ Widen with minor improvements to Drainage, Curb, Gutter, Sidewalk, and Bike Lanes	2021	\$ 3,907,800	\$ 2,643,242	\$ -	\$ -	\$ -	\$ -	\$ -	\$ -	\$ -	\$ 2,643,242
Weber	UDOT TOC	Var	Newproject-O_STP-003(2021)	19606	Ogden/ Layton Metro Area Signal Timing and Optimization	Wall Street (SR-204); 1200 S to Riverdale Rd	2021	\$ 400,000	\$ 372,920	\$ -	\$ -	\$ -	\$ -	\$ -	\$ -	\$ -	\$ 372,920
Weber	Marriott-Slaterville	1700 South	Newproject-O_STP-004(2021)	19620	1700 South; 12th Street to Marriott-Slaterville/ Ogden City Boundary Line	Reconstruct w/Minor Widening including curb, gutter, and eliminate the dangerous bend	2021	\$ 5,075,200	\$ 2,307,536	\$ -	\$ -	\$ -	\$ -	\$ -	\$ -	\$ -	\$ 2,307,536
Weber	Ogden	20th Street	Newproject-O_STP-005(2021)	19621	20th Street; Quincy Ave to Harrison Blvd	Reconstruct/ Widen with minor improvements to Drainage, Curb, Gutter, Sidewalk, and Bike Lanes & Intersection Improvements	2021	\$ 5,300,000	\$ 2,000,000	\$ -	\$ -	\$ -	\$ -	\$ -	\$ -	\$ -	\$ 2,000,000
Davis	North Salt Lake	Main Street	Newproject-O_STP-006(2021)	19623	Main Street; Pacific Avenue to 1001 North	Reconstruct/ Widen with minor improvements to Drainage, Curb, Gutter, Sidewalk, Bike Lanes, and Railroad Crossing	2021	\$ 3,604,000	\$ 2,536,702	\$ -	\$ -	\$ -	\$ -	\$ -	\$ -	\$ -	\$ 2,536,702
Davis	Centerville	400 East	Newproject-O_STP-007(2021)	19624	400 East; Pages Lane to Porter Lane	Reconstruct Roadway with improvements to bike and pedestrian facilities	2021	\$ 2,425,300	\$ 1,697,710	\$ -	\$ -	\$ -	\$ -	\$ -	\$ -	\$ -	\$ 1,697,710
Davis	Kaysville	Mutton Hollow	Newproject-O_STP-008(2021)	19625	Mutton Hollow; Main Street to Fairfield Road	Widen Main Str, Install traffic signals at Main St./Mutton Hollow and Fairfield/Mutton Hollow. Widen Mutton Hollow with bike and ped facilities	2021	\$ 5,050,400	\$ 2,000,000	\$ -	\$ -	\$ -	\$ -	\$ -	\$ -	\$ -	\$ 2,000,000
Davis	UTA	So Davis Connector	Newproject-O_STP-009(2021)	19626	Davis/ Salt Lake Connector Design	Davis - SLC Community Connector Design for Essential Transit Connection between Davis County and Salt Lake County	2021	\$ 4,700,000	\$ 750,000	\$ -	\$ -	\$ -	\$ -	\$ -	\$ -	\$ -	\$ 750,000
Davis	Layton	Gentile Street	Newproject-O_STP-010(2021)	19627	Gentile Street Safe Routes To School; 3475 West to 3200 West	Roadway widening improvements including constructing missing sidewalk	2021	\$ 174,800	\$ 162,550	\$ -	\$ -	\$ -	\$ -	\$ -	\$ -	\$ -	\$ 162,550
Weber	Roy	4000 South	Newproject-O_STP-011(2021)	19628	4000 South Safe Routes To School Rail Crossing; 2550 West to 2350 West	Construct Consistant at-grade pedestrian rail crossing, curb, gutter, and sidewalk	2021	\$ 250,000	\$ 225,000	\$ -	\$ -	\$ -	\$ -	\$ -	\$ -	\$ -	\$ 225,000

Surface Transportation Program (STP)
2022-2027 Transportation Improvement Program (TIP)

Print Date: 31-Aug-21											Amount Obligated	Current Federal Fiscal Year	New Project/ Additional Funds				
County	Sponsor	Route	Project Sequence	Project Identification Number (PIN)	Project Information		Year Added to TIP	Estimated Total Project Cost	Current Programmed Funds	Total Amount Obligated	Allocation of Programmed Funds per Federal Fiscal Year					Concept Development	
					Location/ Limits	Concept/ Type of Improvement					2021	2022	2023	2024	2025	2026	2027
OGDEN/ LAYTON LOCAL PROJECT'S EXCHANGED																	
Davis	North Salt Lake	LC11	F-LC11(45)	10013	1100 North Street; Redwood Road to 110 East	Reconstruct/ Widen	2011	\$ 5,512,000	\$ 2,512,000	\$ 1,828,396							
Weber	Ogden City	LC57	F-LC57(21)	10014	Harrison Blvd. (South); 7th Street to 2nd Street	Reconstruct/ Widen	2011	\$ 6,446,000	\$ 4,500,000	\$ 7,807							
Weber	Ogden		New	11995	Harrison Blvd./ 2nd Street/ Sheridan Drive	Intersection Realignment/ Improvements	2013	\$ 3,118,000	\$ 2,500,000	\$ -							
Davis	West Point	LC11	F-LC11(47)	10017	3000 West; 300 North to 1300 North	Reconstruct with minor widening, shoulders, Curb, Gutter and Sidewalk	2011	\$ 3,709,000	\$ 3,341,000	\$ 814,525							
Davis	Syracuse		New	11090	3000 West; 700 South to Bluff Road	Reconstruct with minor widening, shoulders, Curb, Gutter and Sidewalk	2012	\$ 4,079,000	\$ 3,699,000	\$ 1,351,340							
Weber	Hooper		New	11992	4300 West; 6000 South (Hooper) to 2300 North (Clinton)	New Construction	2012	\$ 3,860,000	\$ 3,495,000	\$ 1,485,375							
Davis	Clinton		New	11992	3000 West; 1400 North to 2300 North	Reconstruct with minor widening, shoulders, Curb, Gutter and Sidewalk	2013	\$ 3,492,000	\$ 2,784,000	\$ 1,183,200							
Weber	South Ogden	3354	F-R199(70) Exch to \$6,374,999.35	8141	40th Street; Washington Blvd. to Gramercy Avenue	Reconstruct and Widen	2009	\$ 7,562,000	\$ 7,500,000	\$ 7,500,000							

Congestion Mitigation / Air Quality Program CMAQ Funded Projects

2022-2027
TRANSPORTATION
IMPROVEMENT PROGRAM (TIP)
PROJECTS

For the

WASATCH FRONT REGIONAL
COUNCIL (WFRC) AREA

Congestion Mitigation/ Air Quality Program (CMAQ)
2022-2027 Transportation Improvement Program (TIP)

													Amount Obligated	Current Federal Fiscal Year	New Project/ Additional Funds	PM 2.5 CMAQ Funding Type			
County	Project Type	Sponsor	CMAQ Source	Project Number		Project Information		Year Added to TIP	Estimated Total Project Cost	Original Funds Programmed	Local Matching Funds Due	Total Amount Obligated	Allocation of Programmed Funds per Federal Fiscal Year					Concept Development	
					PIN	Location/ Limits	Concept/ Type of Improvement						2021	2022	2023	2024	2025	2026	2027
SALT LAKE/ WEST VALLEY URBAN AREA																			
CMAQ - PM _{2.5}																			
Salt Lake	Bike	Bluffdale	Regular	New	13130	14600 South (SR-140); Pony Express Road to UPRR Bridge over SR-140	Construct Bicycle & Pedestrian Facility	2014	\$ 669,700	\$ 624,361	\$ 45,339	\$ 48,480	\$ 575,881	\$ -	\$ -	\$ -	\$ -	\$ -	
Salt Lake	Trans	Bluffdale	Regular	New Project	16943	14600 South; Railroad Bridge to Redwood Road	Construct Sidewalk and Bike lanes	2018	\$ 1,142,000	\$ 1,064,687	\$ 77,313	\$ -	\$ -	\$ -	\$ -	\$ 1,064,687		\$ -	
Salt Lake	Trans	Cottonwood Heights	PM _{2.5}	Newproject-0028()	8601	Wasatch Boulevard & 7650 South	Park-n-Ride Lot	2010	\$ 1,357,503	\$ 1,265,600	\$ 8,801	\$ 121,199	\$ -	\$ -	\$ -	\$ -	\$ -	\$ -	
Salt Lake	Inter	Cottonwood Heights	Regular	New	12000	Bengal Blvd & 2300 East Round-About	Intersection Improvements	2013	\$ 2,655,000	\$ 2,655,000	\$ 255,427	\$ 988,704	\$ 2,528,788	\$ -	\$ -	\$ -	\$ -	\$ -	
Salt Lake	Trans	Cottonwood Heights	Regular	New	13128	Park and Ride Smart Boards	Construct "Live Parking Availability" Signs for Select Canyon Park-n-Ride Lots	2014	\$ 706,900	\$ 659,043	\$ 47,857	\$ -	\$ -	\$ -	\$ 300,000	\$ 359,043	\$ -	\$ -	
Salt Lake	Inter	Holladay	PM _{2.5}	F-LC35 (210)	8555	6200 South & Holladay Boulevard	Intersection Improvements	2010	\$ 2,438,000	\$ 2,174,000	\$ 157,141	\$ 2,163,524	\$ 476	\$ -	\$ -	\$ -	\$ -	\$ -	
Salt Lake	Inter	Holladay	PM _{2.5}	F-LC35 (210)	8555	6200 South & 2300 East Intersection - - Combined with 6200 South & Holladay Blvd -	Intersection Improvements	2011	\$ -	\$ -	\$ -	\$ -	\$ -	\$ -	\$ -	\$ -	\$ -	\$ -	
Salt Lake	Trans	Holladay	PM _{2.5}	New Project	16944	Highland Drive and 4500 South Intersection	Intersection Improvements	2018	\$ 2,597,900	\$ 1,200,000	\$ 87,139	\$ -	\$ -	\$ -	\$ -	\$ 1,200,000		\$ -	
Salt Lake	Trans	Murray	PM _{2.5}	New Project	15921	5300 South & College Drive Intersection Improvements	Dual left-turn lanes SB & WB and dedicated right-turn WB direction.	2017	\$ 1,842,400	\$ 1,694,362	\$ 123,038	\$ -	\$ 400,000	\$ -	\$ 1,294,362	\$ -	\$ -	\$ -	
Salt Lake	Trans	Murray/ UDOT	Regular	New Project	11086	State Street (US-89) and Vine Street Intersection	Intersection Improvements	2018	\$ 311,500	\$ 290,411	\$ 21,089	\$ 290,411	\$ -	\$ -	\$ -	\$ -	\$ -	\$ -	
Salt Lake	Trans	Riverton	Regular	New Project	14940	13400 South Bike Lanes; 2700 West to 3200 West	Widen and improve the parkstrips along the roadway to create the bike lanes	2016	\$ 490,900	\$ 280,000	\$ 20,333	\$ -	\$ 280,000	\$ -	\$ -	\$ -	\$ -	\$ -	
Salt Lake	Trans	Salt Lake City	Regular	F-LC35(235)	13631	Salt Lake Green Bike Share Expansion	Constructs additional Bike Docking Stations/ Purchases additional Bikes	2013	\$ 1,700,000	\$ 250,000	\$ 44,571	\$ 23,308	\$ 590,482	\$ -	\$ -	\$ -	\$ -	\$ -	
Salt Lake	Trans	Salt Lake City	Regular	New Project	14939	Bonneville Bike Trail	New Construction - Bicycle and Pedestrian Trail Facility	2016	\$ 479,700	\$ 447,000	\$ 32,459	\$ -	\$ -	\$ -	\$ 447,000	\$ -	\$ -	\$ -	
Salt Lake	Trans	Salt Lake City	Regular	New Project	15920	Traffic Signal Synchronization	Install detection to utilize signal performance and synchronize traffic signals.	2017	\$ 1,000,000	\$ 930,000	\$ 67,533	\$ -	\$ -	\$ -	\$ 930,000	\$ -	\$ -	\$ -	
Salt Lake	Trans	Salt Lake City	Regular	New Project	16940	Salt Lake Green Bike Share Expansion	Constructs additional Bike Docking Stations/ Purchases additional Bikes	2018	\$ 637,027	\$ 400,000	\$ 29,046	\$ -	\$ -	\$ -	\$ -	\$ 400,000	\$	\$ -	
Salt Lake	Trans	Salt Lake City	Regular	F-LC35(235)	17757	Salt Lake Green Bike Share Expansion	Constructs additional Bike Docking Stations/ Purchases additional Bikes	2014	\$ 1,700,000	\$ 324,000	\$ 16,266	\$ -	\$ -	\$ 224,000	\$ -	\$ -	\$ -	\$ -	
Salt Lake	Trans	Salt Lake City	Regular	F-LC35(235)	17758	Salt Lake Green Bike Share Expansion	Constructs additional Bike Docking Stations/ Purchases additional Bikes	2016	\$ 1,700,000	\$ 300,530	\$ 29,085	\$ -	\$ -	\$ -	\$ 400,530	\$ -	\$ -	\$ -	
Salt Lake	Trans	Salt Lake City	Regular	F-LC35(235)	17759	Salt Lake Green Bike Share Expansion	Constructs additional Bike Docking Stations/ Purchases additional Bikes	2016	\$ 1,700,000	\$ 300,000	\$ 29,046	\$ -	\$ -	\$ -	\$ -	\$ 400,000	\$ -	\$ -	
Salt Lake	Bike	Salt Lake City	Regular	New Project - 020()	17849	Salt Lake Green Bike Share Expansion	Constructs additional Bike Docking Stations/ Purchases additional Bikes	2019	\$ 643,570	\$ 200,000	\$ 29,046	\$ -	\$ -	\$ -	\$ -	\$ -	\$ 400,000	\$ -	
Salt Lake	Trans	Salt Lake County	Regular	New Project	15919	Signal Interconnect	Connect traffic signals to improve traffic signal performance	2017	\$ 1,608,600	\$ 900,000	\$ 65,354	\$ -	\$ -	\$ -	\$ 900,000	\$ -	\$ -	\$ -	

Congestion Mitigation/ Air Quality Program (CMAQ)
2022-2027 Transportation Improvement Program (TIP)

County	Project Type	Sponsor	CMAQ Source	Project Number		Project Information		Year Added to TIP	Estimated Total Project Cost	Original Funds Programmed	Local Matching Funds Due	Total Amount Obligated	Allocation of Programmed Funds per Federal Fiscal Year					Concept Development	
						PIN	Location/ Limits						Concept/ Type of Improvement	2021	2022	2023	2024	2025	2026
Salt Lake	Trans	Salt Lake County & UTA	Regular	F-LC35(255)	13126	Hillsborough Pond Park & Ride Expansion; Wasatch Blvd & Creek Rd	Expand and Improve Parking Facility	2014	\$ 1,784,700	\$ 1,663,876	\$ 120,824	\$ -	\$ -	\$ -	\$ -	\$ 831,938	\$ 831,938	\$ -	\$ -
Salt Lake	Inter	Sandy	PM _{2.5}	New Project - 022()	17851	9400 South & 700 East	Intersection & Pedestrian Improvements	2019	\$ 3,446,300	\$ 2,600,000	\$ 188,802	\$ -	\$ -	\$ -	\$ -	\$ -	\$ 2,600,000		\$ -
Salt Lake	Inter	Sandy	PM _{2.5}	Newproject-024(2020)	18831	9000 South and 450 W & Parkland Dr Intersection Improvements	Thru-U turn at 450 West and 9000 South.	2020	\$ 2,185,000	\$ 1,984,867	\$ 144,133	\$ -	\$ -	\$ -	\$ -	\$ -	\$ -	\$ 1,984,867	\$ -
Salt Lake	Trans	Taylorsville	PM _{2.5}	New Project - 010()	17842	Midvalley Connector Bus Rapid Transit (BRT); Atherton Drive to 2700 West	New Construction of BRT	2019	\$ 40,400,000	\$ 2,000,000	\$ 145,232	\$ -	\$ -	\$ -	\$ -	\$ 2,000,000	\$ -		\$ -
Salt Lake	ATMS	UDOT	Regular	CM-R299(9)	5996	Region 2 Commuter Link	ITS/ATMS - Commuter Link	1999	\$ 30,684,350	\$ -	\$ 726,063	\$ 9,998,649	\$ -	\$ -	\$ -	\$ -	\$ -	\$ -	\$ -
Salt Lake	Trans	UDOT	Regular	F-ST99(162)	10018	TravelWise	Comprehensive Travel Demand Management Program. (For Private & Public Partnership)	2011	\$ 2,400,000	\$ 746,077	\$ 44,301	\$ 474,077	\$ 136,000	\$ -	\$ -	\$ -	\$ -	\$ -	\$ -
Salt Lake	ATMS	UDOT	Regular	F-LC35(258)	13129	10400 South & Bangerter Hwy VMS; Northbound & Southbound	Install Variable Message Signs (VMS)	2014	\$ 915,200	\$ 863,124	\$ 62,677	\$ -	\$ -	\$ 863,124	\$ -	\$ -	\$ -	\$ -	\$ -
Salt Lake	ATMS	UDOT	Regular	F-LC35(260)	13131	Foothill VMS; Southbound	Install Variable Message Sign (VMS)	2014	\$ 462,900	\$ 431,562	\$ 31,338	\$ 431,562	\$ -	\$ -	\$ -	\$ -	\$ -	\$ -	\$ -
Salt Lake	ATMS	UDOT	Regular	New Project	14050	Connected Vehicle Deployment	Install roadside communication devices and connect to fiber communications along Bangerter Hwy	2015	\$ 1,072,800	\$ 1,000,171	\$ 72,629	\$ -	\$ -	\$ 1,000,171	\$ -	\$ -	\$ -	\$ -	\$ -
Salt Lake	Bike	UDOT	Regular	Newproject-026(2020)	18833	3500 South (SR-171) Sidewalk Improvements	Construct missing sidewalk from 6000 West to 8400 West	2020	\$ 2,054,100	\$ 500,000	\$ 36,308	\$ -	\$ -	\$ -	\$ -	\$ -	\$ -	\$ 500,000	\$ -
Salt Lake	Trans	UDOT, Murray, Midvale, Sandy	Regular	New Project	14942	SR-71 (700 E/ 900 E); Van Winkle to 90th South	Construct Bike lanes along roadway	2016	\$ 3,510,100	\$ 1,400,000	\$ 101,663	\$ -	\$ -	\$ -	\$ 500,000	\$ 900,000	\$ -	\$ -	\$ -
Salt Lake	ATMS	UDOT/ Local Governments	Regular	F_R299(102)	7947	Salt Lake County Area Signal Detection Upgrade	Traffic Signal Control Software & Update Signal Hardware (Controllers, etc)	2009	\$ 5,485,000	\$ 2,779,250	\$ 216,033	\$ 2,975,000	\$ -	\$ -	\$ -	\$ -	\$ -	\$ -	\$ -
Salt Lake	ATMS	UDOT/ Local Governments	Regular	F_R299(102)	14910	Salt Lake County Area Signal Detection Upgrade	Improve and add Signal Detection and Coordination	2009		\$ 2,500,000	\$ 169,747	\$ 2,337,594	\$ -	\$ -	\$ -	\$ -	\$ -	\$ -	\$ -
Salt Lake	Trans	UTA	PM _{2.5}	F-LC35(254)	13125	Sugar House Streetcar Double Track; (was) 500 East to 600 East Now project limits 300 E to 500 E	Construct a Double Track	2014	\$ 3,016,100	\$ 900,000	\$ 65,354	\$ 900,000	\$ -	\$ -	\$ -	\$ -	\$ -	\$ -	\$ -
Salt Lake	Trans	UTA	PM _{2.5}	New Project was PIN 14047	13125	Sugar House Streetcar Double Track; 600 East to 700 East	Construct a Double Track	2015	\$ 3,016,100	\$ 1,000,000	\$ 72,616	\$ 1,000,000	\$ -	\$ -	\$ -	\$ -	\$ -	\$ -	\$ -
Salt Lake	Trans	UTA	Regular	F-LC35(256)	13127	Depot District Service Center (DDSC); 669 West 200 South	Construct the CNG Facilities of the DDSC	2014	\$ 57,000,000	\$ 950,000	\$ 68,985	\$ 950,000	\$ -	\$ -	\$ -	\$ -	\$ -	\$ -	\$ -
Salt Lake	Bike	UTA	PM _{2.5}	New Project	14046	33/35 MAX Expansion and Optimization	Transit Service Expansion	2015	\$ 3,003,325	\$ 2,800,000	\$ 203,325	\$ 2,800,000	\$ -	\$ -	\$ -	\$ -	\$ -	\$ -	\$ -
Salt Lake	Bike	UTA	Regular	New Project	14049	Bus Route Service Expansion Subsidy	Expansion of Route 54 and Route 220 to Reduce Headway & Expand Hours of Service	2015	\$ 1,400,000	\$ 1,280,048	\$ 92,952	\$ 1,280,048	\$ -	\$ -	\$ -	\$ -	\$ -	\$ -	\$ -
Salt Lake	Trans	UTA	PM _{2.5}	New Project	14938	University of Utah Intermodal Center	New Construction - Intermodal Center on U of U Campus	2016	\$ 4,073,900	\$ 2,500,000	\$ 181,540	\$ -	\$ -	\$ 2,500,000	\$ -	\$ -	\$ -	\$ -	\$ -
Salt Lake	Trans	UTA	PM _{2.5}	New Project	15918	UTA Locomotive Rebuild	Rebuild locomotive prime mover engines to EPA's standard of Tier 1+	2017	\$ 3,516,000	\$ 2,105,134	\$ 152,867	\$ 2,105,134	\$ -	\$ -	\$ -	\$ -	\$ -	\$ -	\$ -
Salt Lake	Trans	UTA	Regular	New Project - 021()	17850	SLC West Intermodal Center; North Temple & Redwood Rd	Construct Intermodal Hub	2019	\$ 4,200,300	\$ 1,400,000	\$ 101,663	\$ -	\$ -	\$ -	\$ -	\$ -	\$ 1,400,000	\$ -	\$ -

Congestion Mitigation/ Air Quality Program (CMAQ)
2022-2027 Transportation Improvement Program (TIP)

County	Project Type	Sponsor	CMAQ Source	Project Number		Project Information		Year Added to TIP	Estimated Total Project Cost	Original Funds Programmed	Local Matching Funds Due	Total Amount Obligated	Allocation of Programmed Funds per Federal Fiscal Year					Concept Development	
						Location/ Limits	Concept/ Type of Improvement						2021	2022	2023	2024	2025	2026	2027
Salt Lake	Trans	UTA	PM _{2.5}	Newproject-025(2020)	18832	On Route Electric Bus Charging Infrastructure	Construct 2 electric charging stations for 20 electric buses.	2020	\$ 3,000,000	\$ 2,500,000	\$ 181,540	\$ -	\$ 1,750,000	\$ 750,000	\$ -	\$ -	\$ -	\$ -	\$ -
Salt Lake	Trans	UTA	Regular	CM-9999()	Tran SEC.	WFRC Area	Air Quality - Rideshare & Vanpool Management	1993	\$ 1,922,784	\$ 1,601,237	\$ 321,547	\$ 2,826,798	\$ 637,466	\$ 318,733	\$ 318,733	\$ 326,305			\$ -
Salt Lake	Trans	UTA	Regular	CM-9999()	Tran SEC.	ITS/APTS Deployment in S L	Air Quality - FTA Fund Transfer	1999	\$ 12,000,000	\$ -	\$ 60,998	\$ 840,000	\$ -	\$ -	\$ -	\$ -	\$ -	\$ -	\$ -
Salt Lake	Trans	UTA	Regular	CM-9999()	Tran SEC.	Lease Vans in S L	Air Quality - FTA Fund Transfer	1994	\$ 1,855,411	\$ 1,104,800	\$ 163,125	\$ 1,141,600	\$ 276,200	\$ 276,200	\$ 276,200	\$ 276,200	\$ -	\$ -	\$ -
Salt Lake	Trans	UTA\ UDOT	Regular	F-0172(18)	7650	5600 West Bus Rapid Transit (BRT) Phase I; 2700 South to 6200 South	ROW & Construction of Bus Rapid Transit (BRT) (Not to be used for Bus Purchase)	2010	\$ 5,000,000	\$ 2,000,000	\$ 145,232	\$ -	\$ -	\$ -	\$ -	\$ 1,000,000	\$ 1,000,000	\$ -	\$ -
Salt Lake	Inter	West Jordan	PM _{2.5}	F-LC35(217)	11094	7800 South & 1300 West	Intersection Improvements	2012	\$ 847,000	\$ 450,000	\$ 32,677	\$ 450,000	\$ -	\$ -	\$ -	\$ -	\$ -	\$ -	\$ -
Salt Lake	Inter	West Jordan	PM _{2.5}	F-LC35(218)	11095	9000 South & 4000 West	Intersection Improvements	2012	\$ 1,000,000	\$ 780,000	\$ 56,641	\$ 779,999	\$ -	\$ -	\$ -	\$ -	\$ -	\$ -	\$ -
Salt Lake	Bike	West Jordan	PM _{2.5}	F-LC35(219)	11097	Jordan River Trail (Gardner Village TRAX Station)	Pedestrian/ Bike Trail	2012	\$ 321,785	\$ 300,000	\$ 21,785	\$ 300,000	\$ -	\$ -	\$ -	\$ -	\$ -	\$ -	\$ -
Salt Lake	Other	Salt Lake/ Utah Inland Port Authority	PM2.5	Newproject-S_CMAQ-001(2021)	19683	Electrified Truck Parking Facility (700 North John Glenn Road)	Construct Secure Truck Parking Electrification Facility	2021	\$ 9,681,992	\$ 2,412,792	\$ 175,208	\$ -	\$ -	\$ -	\$ -	\$ -	\$ -	\$ -	\$ 2,412,792
Salt Lake	Trans	Salt Lake City/ UTA	Regular	Newproject-S_CMAQ-002(2021)	19684	East Downtown 200 South Transit Hub (400 East to 300 East)	Construct Bus Parking/ Layover infrastructure	2021	\$ 1,991,300	\$ 1,000,000	\$ 72,616	\$ -	\$ -	\$ -	\$ -	\$ -	\$ -	\$ -	\$ 1,000,000
Salt Lake	Inter	West Jordan	Regular	Newproject-S_CMAQ-003(2021)	19685	5490 West 7800 South Roundabout	Construct the south side, center and sides of a roundabout. Access control is strict with midblock access provided with RCUT islands.	2021	\$ 1,500,000	\$ 745,000	\$ 54,099	\$ -	\$ -	\$ -	\$ -	\$ -	\$ -	\$ -	\$ 745,000
Salt Lake	Inter	Sandy/ Midvale	Regular	Newproject-S_CMAQ-004(2021)	19630	9000 South 700 West Intersection	Construct dual left turn lanes on SB 700 West & Widen and Improve NB Leg 700 West	2021	\$ 6,831,560	\$ 2,200,000	\$ 159,755	\$ -	\$ -	\$ -	\$ -	\$ -	\$ -	\$ -	\$ 2,200,000

Congestion Mitigation/ Air Quality Program (CMAQ)
2022-2027 Transportation Improvement Program (TIP)

County	Project Type	Sponsor	CMAQ Source	Project Number		Project Information		Year Added to TIP	Estimated Total Project Cost	Original Funds Programmed	Local Matching Funds Due	Total Amount Obligated	Allocation of Programmed Funds per Federal Fiscal Year					Concept Development	
					PIN	Location/ Limits	Concept/ Type of Improvement						2021	2022	2023	2024	2025	2026	2027
OGDEN/ LAYTON URBAN AREA																			
CMAQ - PM _{2.5}																			
Davis	Bike	Centerville	Regular	F-LC57(28)	12003	Frontage Road Bike Lanes; 638 North to 2200 North (Lund Lane)	Construct Bike Lanes along Westside of Frontage Road	2013	\$ 1,215,000	\$ 970,000	\$ 133,614	\$ 970,001	\$ -	\$ -	\$ -	\$ -	\$ -	\$ -	\$ -
Davis	Trans	Centerville	PM _{2.5}	New Project	15917	Parrish Lane (SR-105) 400 West Intersection (Combined with PIN 17845)	Add turn lanes and storage lanes to reduce delay and improve safety.	2017	\$ 1,904,300	\$ 1,780,040	\$ 129,260	\$ -	\$ 300,000	\$ -	\$ 700,000	\$ 780,040	\$ -	\$ -	\$ -
Davis	Inter	Centerville	PM _{2.5}	New Project - 017()	15917	Marketplace Drive & Parrish Lane (Original PIN 17845 combined with PIN 15917)	Intersection & Pedestrian Improvements	2019	\$ 1,757,800	\$ 1,400,000	\$ 101,663	\$ -	\$ -	\$ -	\$ -	\$ -	\$ 1,400,000	\$ -	\$ -
Davis	Bike	Clearfield	Regular	New Project	14053	Clearfield City TOD Ped/ Bike; FrontRunner Station to Freeport Center	New Construction - Pedestrian/ Bicycle Bridge	2015	\$ 2,653,800	\$ 1,650,000	\$ 119,817	\$ 1,650,000	\$ -	\$ -	\$ -	\$ -	\$ -	\$ -	\$ -
Davis	Trans	Clinton	Regular	New Project	14849	2000 West (SR-108) & 1300 North	Intersection Improvements	2016	\$ 590,600	\$ 969,577	\$ 70,407	\$ 406,017	\$ 563,560	\$ -	\$ -	\$ -	\$ -	\$ -	\$ -
Davis	Inter	Clinton	Regular	New Project - 019()	17848	1500 West & 1300 North Round-a-bout	Intersection & Pedestrian Improvements	2019	\$ 2,190,100	\$ 850,000	\$ 61,724	\$ -	\$ -	\$ -	\$ -	\$ -	\$ 850,000	\$ -	\$ -
Weber	Trans	Ogden	PM _{2.5}	New Project	14847	Ogden City Bike Share	Purchase and Install Bike Share Stations and Bikes	2016	\$ 659,686	\$ 601,873	\$ 43,706	\$ 45,188	\$ 601,873	\$ -	\$ -	\$ -	\$ -	\$ -	\$ -
Weber	Trans	Ogden	Regular	New Project	16946	Polk Avenue; 36th Street to Franklin	Add sidewalks and intersection improvements	2018	\$ 595,302	\$ 555,000	\$ 40,302	\$ 76,449	\$ 478,551	\$ -	\$ -	\$ -	\$ -	\$ -	\$ -
Weber	Bike	Ogden	Regular	Newproject-029(2020)	18830	Ogden City Bike Share Expansion	Expand the Bike Share Program by adding 24 bikes and 4 kiosks	2020	\$ 435,200	\$ 405,737	\$ 29,463	\$ -	\$ -	\$ -	\$ -	\$ -	\$ -	\$ 405,737	\$ -
Weber	Trans	Ogden/ UDOT	Regular	New Project	16947	Wall Avenue & 20th Street Intersection	Intersection Improvements	2018	\$ 2,700,000	\$ 1,500,000	\$ 108,924	\$ -	\$ 500,000	\$ 500,000	\$ 500,000	\$ -	\$ -	\$ -	\$ -
Weber	Trans	Ogden/ UTA	PM _{2.5}	New Project	16934	Ogden-WSU Bus Rapid Transit (BRT); Intermodal HUB to McKay Dee Hospital - Construction	New Construction	2018	\$ 75,000,000	\$ 3,250,000	\$ 236,002	\$ 1,750,000	\$ 1,500,000	\$ -	\$ -	\$ -	\$ -	\$ -	\$ -
Box Elder	Trans	Perry	Regular	New Project	14848	1200 West; 2250 South (Dale Young Nature Park) to 775 West	Widen road facility to include a dedicated 8' bike path	2016	\$ 695,000	\$ 477,338	\$ 34,662	\$ -	\$ 10,000	\$ 467,338	\$ -	\$ -	\$ -	\$ -	\$ -
Weber	Trans	Riverdale	Regular	New Project	14850	Ritter Drive & SR-60 & 1150 West	Construct Round-About Intersection Improvements	2016	\$ 618,000	\$ 576,161	\$ 41,839	\$ 59,201	\$ 516,960	\$ -	\$ -	\$ -	\$ -	\$ -	\$ -
Weber	Inter	Roy	Regular	New Project - 018()	17847	6000 South & 3100 West Round-a-bout	Intersection & Pedestrian Improvements	2019	\$ 760,700	\$ 673,470	\$ 48,905	\$ -	\$ -	\$ -	\$ -	\$ -	\$ 673,470	\$ -	\$ -
Weber	Trans	South Ogden/ UDOT	PM _{2.5}	New Project	16945	US-89 & Skyline Drive Intersection	Intersection Improvements	2018	\$ 2,515,600	\$ 1,400,000	\$ 101,663	\$ -	\$ -	\$ -	\$ -	\$ 1,400,000	\$ -	\$ -	\$ -
Davis	ATMS	UDOT	Regular	CM-9999()	5981	Region 1 Commuter Link	ITS/ATMS - Commuter Link	2000	\$ 750,000	\$ 699,225	\$ 50,775	\$ 7,291,670	\$ -	\$ -	\$ -		\$ 699,225	\$ -	\$ -
Weber	Trans	UDOT	Regular	F-ST99(162)	10018	TravelWise	Comprehensive Travel Demand Management Program. (For Private & Public Partnership)	2011	\$ 2,400,000	\$ 64,000	\$ 14,523	\$ 192,000	\$ 64,000	\$ -	\$ -	\$ -	\$ -	\$ -	\$ -
Davis	Trans	UDOT	PM _{2.5}	F-I15-7(309)318	11092	650 North & I-15 Interchange/ Intersections	Intersection Improvements	2012	\$ 4,636,000	\$ 2,840,000	\$ 133,614	\$ 2,839,999	\$ -	\$ -	\$ -	\$ -	\$ -	\$ -	\$ -
Weber	Inter	UDOT	Regular	F-0097(9)	13132	SR-97 (5600 South); Hill Field Air Force Base to 2050 West	Intersection/ Operational Improvements	2014	\$ 3,037,700	\$ 750,000	\$ 133,614	\$ -	\$ -	\$ -	\$ -	\$ -	\$ 750,000	\$ -	\$ -
Davis	ATMS	UDOT	Regular	New Project	14052	I-15 Corridor Responsive Ramp Metering Management	Corridor Responsive Ramp Metering Software & Hardware	2015	\$ 332,900	\$ 310,363	\$ 22,537	\$ -	\$ 310,363	\$ -	\$ -	\$ -	\$ -	\$ -	\$ -

Congestion Mitigation/ Air Quality Program (CMAQ)
2022-2027 Transportation Improvement Program (TIP)

County	Project Type	Sponsor	CMAQ Source	Project Number		Project Information		Year Added to TIP	Estimated Total Project Cost	Original Funds Programmed	Local Matching Funds Due	Total Amount Obligated	Allocation of Programmed Funds per Federal Fiscal Year					Concept Development	
						Location/ Limits	Concept/ Type of Improvement						2021	2022	2023	2024	2025	2026	2027
Weber	Trans	UDOT	PM _{2.5}	F-R199(160)	14845	Advance Signal Detection	Install and Integrate Advance Signal Detection in Ogden	2016	\$ 525,000	\$ 489,458	\$ 35,543	\$ -	\$ -	\$ 489,458	\$ -	\$ -	\$ -	\$ -	\$ -
Davis	ATMS	UDOT	Regular	F-0089(394)	16041	US-89 VMS; Just North of Shepard Lane	Install Variable Message Sign (VMS)	2014	\$ 462,900	\$ 431,562	\$ 62,677	\$ 863,124	\$ -	\$ -	\$ -	\$ -	\$ -	\$ -	\$ -
Davis	Trans	UDOT/ North Salt Lake	Regular	New Project	12674	Redwood Road (SR-68) & Center Street	Intersection Improvements	2016	\$ 7,839,300	\$ 1,000,000	\$ 72,616	\$ 1,000,000	\$ -	\$ -	\$ -	\$ -	\$ -	\$ -	\$ -
Davis	Trans	UTA	Regular	F-LC11(48)	10021	Fruit Heights/ Kaysville 400/200 North Park n Ride Lot	Expand Park n Ride Lot	2011	\$ 1,498,000	\$ 1,233,000	\$ 89,536	\$ -	\$ -	\$ -	\$ -	\$ -	1,233,000	\$ -	\$ -
Weber	Trans	UTA	PM _{2.5}	New Project	14846	Weber State University Intermodal Center	New Construction - Intermodal Center on WSU Campus	2016	\$ 3,116,900	\$ 1,000,000	\$ 72,616	\$ 1,000,000	\$ -	\$ -	\$ -	\$ -	\$ -	\$ -	\$ -
Davis	Trans	UTA	Regular	New Project	15915	Davis County Ski Route Buses	Purchase 2 buses for seasonal service from parts of Davis County to Snow Basin Resort.	2017	\$ 1,020,000	\$ 912,830	\$ 66,286	\$ 912,830	\$ -	\$ -	\$ -	\$ -	\$ -	\$ -	\$ -
Weber	Trans	UTA	PM _{2.5}	New Project	16939	UTA Locomotive Rebuild	Rebuild locomotive prime mover engines to EPA's standard of Tier 1+	2018	\$ 1,400,000	\$ 950,000	\$ 68,985	\$ -	\$ 870,000	\$ -	\$ -	\$ -	\$ -	\$ -	\$ -
Weber	Trans	UTA	PM _{2.5}	Newproject-028(2020)	18829	On Route Electric Bus Charging Infrastructure	Construct electric charging station for 10 electric buses.	2020	\$ 1,500,000	\$ 1,398,450	\$ 101,550	\$ -	\$ -	\$ -	\$ -	\$ -	\$ -	1,398,450	\$ -
Weber	Trans	UTA	Regular	CM-9999()	Tran SEC.	ITS/APTS Deployment in Weber Co	Air Quality - FTA Fund Transfer	1999	\$ -	\$ -	\$ -	\$ 1,101,000	\$ -	\$ -	\$ -	\$ -	\$ -	\$ -	\$ -
Weber	Trans	UTA	Regular	CM-9999()	Tran SEC.	Lease Vans in Weber Co	Air Quality - FTA Fund Transfer	1994	\$ 509,707	\$ 475,200	\$ 34,507	\$ 504,400	\$ 118,800	\$ 118,800	\$ 118,800	\$ 118,800	\$ -	\$ -	\$ -
Weber	Trans	UTA	Regular	CM-9999()	Tran SEC.	WFRC Area	Air Quality - Rideshare & Vanpool Management	1993	\$ 847,661	\$ 790,274	\$ 57,387	\$ 1,294,440	\$ 314,260	\$ 157,130	\$ 157,130	\$ 161,754	\$ -	\$ -	\$ -
Weber	Trans	UTA	Regular	CM-9999()	Tran. SEC.	Ski Bus Service from Downtown Ogden to Ogden Valley	Purchase Canyon Service Buses	2013	\$ 1,027,000	\$ 2,383,000	\$ 89,536	\$ 2,813,000	\$ -	\$ -	\$ -	\$ -	\$ -	\$ -	\$ -
Weber	Trans	UTA/ Ogden	Regular	Newproject-027(2020)	18828	Bus Rapid Transit - Operating Subsidy	Operating cost subsidy for 3 years for the Ogden/WSU BRT.	2020	\$ 1,230,700	\$ 1,147,382	\$ 83,318	\$ -	\$ -	\$ -	\$ -	\$ -	\$ -	1,147,382	\$ -
Weber	Bike	West Haven	Regular	STP-LC11(25)	12166	River Parkway Trail; D&RGW Rail to 1800 So, Weber	Air Quality - Bike Ped Facility	2003	\$ 1,500,000	\$ 136,009	\$ 38,124	\$ 525,010	\$ -	\$ -	\$ -	\$ -	\$ -	\$ -	\$ -
Box Elder	Trans	Brigham City	Regular	Newproject-O_CMAQ- 001(2021)	19681	Brigham City Park n Ride Lot approx 1100 W on 1100 S (Hwy. 91)	Construct a park and ride to connect with UTA bus service and support ridesharing to Logan.	2021	\$ 1,696,802	\$ 1,581,929	\$ 114,874	\$ -	\$ -	\$ -	\$ -	\$ -	\$ -	\$ -	1,581,929
Davis	Inter	UDOT/ Kaysville	PM2.5	Newproject-O_CMAQ- 002(2021)	19682	200 North / I-15 Interchange Left Turn Lanes (NB & SB)	The project will provide both eastbound and westbound dual left turns at the I-15 Interchange	2021	\$ 906,118	\$ 845,000	\$ 61,361	\$ -	\$ -	\$ -	\$ -	\$ -	\$ -	\$ -	845,000
																	\$ -	\$ -	\$ -

Transportation Alternatives Program TAP Funded Projects

2022-2027
**TRANSPORTATION
IMPROVEMENT PROGRAM (TIP)
PROJECTS**

For the

**WASATCH FRONT REGIONAL
COUNCIL (WFRC) AREA**

2022-2027 Transportation Improvement Program (TIP)

										Amount Obligated	Current Federal Fiscal Year	New Project/ Additional Funds					
County	Sponsor	Route	Project Number	PIN	Project Information	Year Added to TIP	Estimated Total Project Cost	Original Funds Programmed	Total Amount Obligated	Current Federal Fiscal Year	Allocation of Programmed Funds per Federal Fiscal Year					Concept Development	
					Location/ Limits					Concept/ Type of Improvement	2021	2022	2023	2024	2025	2026	2027
SALT LAKE/ WEST VALLEY URBAN AREA																	
Salt Lake	Cottonwood Heights		New Project	16948	2600 East Sidewalk; 7550 South to 7655 South	Construct Sidewalk (Safe Routes to School Project)	2018	\$ 415,400	\$ 386,905	\$ -	\$ 386,905	\$ -	\$ -	\$ -	\$ -	\$ -	\$ -
Salt Lake	Draper		New Project	14946	Corner Canyon Creek/ East Jordan Canal Trail; Smith Fields Park (300 E & 13400 S) to Willow Creek Trail (900 East & 12800 South) & Stokes Ave (700 East & 13540 South)	Construct a 10 foot wide multi-use non-motorized paved trail with adjacent soft surface path.	2016	\$ 630,500	#REF!	\$ 734,722	\$ -	\$ -	\$ -	\$ -	\$ -	\$ -	\$ -
Salt Lake	Kearns Metro Township		New Project	15926	Kearns Bicycle Route Signing Wayfinding; Kearns Metro Boundaries	Provide wayfinding and route direction with pavement markings, signing and striping to city bike ways, bus stops, schools, industrial parks, trails, and parks.	2017	\$ 80,000	\$ 60,000	\$ 60,000	\$ -	\$ -	\$ -	\$ -	\$ -	\$ -	\$ -
Salt Lake	Kearns Metro Township		New Project	16949	Northwest Avenue Sidewalk; 5415 South to 5570 South	Construct Sidewalk (Safe Routes to School Project)	2018	\$ 259,022	\$ 207,903	\$ 193,918	\$ 33,985	\$ -	\$ -	\$ -	\$ -	\$ -	\$ -
Salt Lake	Magna	Var	New Project - 026()	17867	2820 South; 7584 West to 7630 West - Sidewalk	Safe Routes to School - Construct Missing Sidewalk	2019	\$ 199,000	\$ 185,528	\$ -	\$ 185,528	\$ -	\$ -	\$ -	\$ -	\$ -	\$ -
Salt Lake	Magna	Var	New Project - 027()	17868	Utah & Salt Lake Canal Trail, Phase 5	New Trail Construction	2019	\$ 100,000	\$ 90,000	\$ -	\$ 90,000	\$ -	\$ -	\$ -	\$ -	\$ -	\$ -
Salt Lake	Millcreek		New Project	16951	3300 South Sidewalk; 2600 East to 2700 East	Construct Sidewalk (Safe Routes to School Project)	2018	\$ 429,500	\$ 400,423	\$ 218,556	\$ 181,867	\$ -	\$ -	\$ -	\$ -	\$ -	\$ -
Salt Lake	Millcreek	Var	New Project - 029()	17870	4500 South (SR-266); 1500 East to 1630 East	Construct Missing Sidewalk	2019	\$ 357,600	\$ 333,390	\$ -	\$ 333,390	\$ -	\$ -	\$ -	\$ -	\$ -	\$ -
Salt Lake	Riverton		New Project	14945	Midas Creek Trail; Mountain View to 4000 West	Construct the west section of the Midas Creek Trail to connect the trail through 13800 South	2016	\$ 212,285	\$ 182,285	\$ 94,162	\$ 88,123	\$ -	\$ -	\$ -	\$ -	\$ -	\$ -
Salt Lake	Salt Lake		New Project	14952	Beck Street Bicycle Design; Chicago St (1820 North) to South end of the existing shared use path on the Beck Street Frontage Road	Design a dual direction physically separated bicycle facility to replace existing bicycle lanes	2016	\$ 55,400	\$ 51,649	\$ 51,649		\$ -	\$ -	\$ -	\$ -	\$ -	\$ -
Salt Lake	Salt Lake City		F-LC35(265)	14054	1300 South Bypass; 200 East to 500 West	Provide Safe Bicycle Route - Parallel to 1300 South and Improve Pedestrian Crossings to access Ballpark TRAX	2015	\$ 458,000	\$ 324,000	\$ -	\$ 324,000	\$ -	\$ -	\$ -	\$ -	\$ -	\$ -
Salt Lake	Salt Lake City		New Project	15927	Transit Stop Improvements; City Wide	This project would include concrete pads, ADA accessibility, and amenities at the busiest and highest need stops.	2017	\$ 200,000	\$ 186,000	\$ 186,000	\$ -	\$ -	\$ -	\$ -	\$ -	\$ -	\$ -
Salt Lake	Salt Lake City		F-R299(299)	16869	SLC Bike Share (GREENbike) Expansion	Construct Additional Bike Docking Stations/ Purchase Additional Bikes	2017	\$ 373,973	\$ 150,000	\$ 150,000	\$ -	\$ -	\$ -	\$ -	\$ -	\$ -	\$ -
Salt Lake	Salt Lake City	Var	New Project - 030()	17757	SLC Bike Share (GREENbike) Expansion	Constructs additional Bike Docking Stations/ Purchases additional Bikes	2019	\$ 375,416	\$ 200,000	\$ -	\$ 200,000	\$ -	\$ -	\$ -	\$ -	\$ -	\$ -

2022-2027 Transportation Improvement Program (TIP)

													Amount Obligated	Current Federal Fiscal Year	New Project/ Additional Funds		
County	Sponsor	Route	Project Number	PIN	Project Information	Year Added to TIP	Estimated Total Project Cost	Original Funds Programmed	Total Amount Obligated	Current Federal Fiscal Year	Allocation of Programmed Funds per Federal Fiscal Year					Concept Development	
					Location/ Limits					Concept/ Type of Improvement	2021	2022	2023	2024	2025	2026	2027
Salt Lake	Salt Lake County		New Project	14944	Grit Mill and Climbing Master Plan; Little Cottonwood Canyon Park & Ride	2016	\$ 822,008	\$ 537,927	\$ 537,927	\$ -	\$ -	\$ -	\$ -	\$ -	\$ -	\$ -	\$ -
Salt Lake	Salt Lake County		New Project	14948	3300 South; 3018 East to 3040 East	2016	\$ 190,200	\$ 186,000	\$ 177,869	\$ -	\$ -	\$ -	\$ -	\$ -	\$ -	\$ -	\$ -
Salt Lake	Salt Lake County		New Project	15929	Salt Lake County Bicycle Counters	2017	\$ 299,900	\$ 200,000	\$ 32,631	\$ 167,370	\$ -	\$ -	\$ -	\$ -	\$ -	\$ -	\$ -
Salt Lake	South Jordan		New Project	14950	Daybreak Parkway & Lake Run Intersection	2016	\$ 269,400	\$ 251,162	\$ 251,162	\$ -	\$ -	\$ -	\$ -	\$ -	\$ -	\$ -	\$ -
Salt Lake	Taylorsville		New Project	14949	Taylorsville Regional Trail; 5140 South to 5400 South	2016	\$ 310,500	\$ 268,502	\$ 217,437	\$ 51,065	\$ -	\$ -	\$ -	\$ -	\$ -	\$ -	\$ -
Salt Lake	UTA		New Project	16950	Salt Lake Urbanized Area Bike Rack Expansion	2018	\$ 91,200	\$ 33,198	\$ 33,198	\$ -	\$ -	\$ -	\$ -	\$ -	\$ -	\$ -	\$ -
Salt Lake	UTA		New Project	15928	Update Bike Cars on FrontRunner	2017	\$ 194,800	\$ 181,612	\$ 181,612	\$ -	\$ -	\$ -	\$ -	\$ -	\$ -	\$ -	\$ -
Salt Lake	UTA/ Salt Lake		New Project	14951	Downtown SLC Crosswalks; (900 South & 200 West) and (200 South & 600 West)	2016	\$ 200,000	\$ 186,460	\$ 186,460	\$ -	\$ -	\$ -	\$ -	\$ -	\$ -	\$ -	\$ -
Salt Lake	West Jordan		New Project	14947	7800 South Jordan River Pedestrian Bridge at 1100 West	2016	\$ 347,700	\$ 324,161	\$ 167,814	\$ 156,347	\$ -	\$ -	\$ -	\$ -	\$ -	\$ -	\$ -
Salt Lake	West Valley		New Project	15925	Utah & Salt Lake Canal Trail; MVC Trail to 6400 West	2017	\$ 291,000	\$ 271,299	\$ -	\$ 271,299	\$ -	\$ -	\$ -	\$ -	\$ -	\$ -	\$ -
Salt Lake	West Valley City	Var	New Project - 028()	17869	Cross Towne Trail; 2700 West to Bangerter Hwy	2019	\$ 600,000	\$ 451,458	\$ -	\$ 451,458	\$ -	\$ -	\$ -	\$ -	\$ -	\$ -	\$ -
Salt Lake	Magna	2820 South	Newproject-030(2020)	18836	2820 South; 7563 West to 7440 West - Sidewalk	2020	\$ 224,900	\$ 204,706	\$ -	\$ -	\$ 204,706	\$ -	\$ -	\$ -	\$ -	\$ -	\$ -
Salt Lake	Salt Lake City	Kensington	Newproject-031(2020)	18837	Kensington Avenue; West Temple tp 600 East	2020	\$ 538,600	\$ 300,000	\$ -	\$ -	\$ 300,000	\$ -	\$ -	\$ -	\$ -	\$ -	\$ -
Salt Lake	Salt Lake County	8425 South	Newproject-032(2020)	18838	8425 South; 1300 East to 1475 East - Sidewalk	2020	\$ 396,200	\$ 322,855	\$ -	\$ -	\$ 322,855	\$ -	\$ -	\$ -	\$ -	\$ -	\$ -
Salt Lake	Salt Lake City	Kensington	Newproject-S_TAP-001(2021)	19686	Kensington East-West Neighborhood Byway (Phase 2)	2021	\$ 587,900	\$ 350,000	\$ -	\$ -	\$ -	\$ -	\$ -	\$ 350,000	\$ -	\$ -	\$ -

Transportation Alternatives Program (TAP) 2022-2027 Transportation Improvement Program (TIP)																	
											Amount Obligated	Current Federal Fiscal Year	New Project/ Additional Funds				
County	Sponsor	Route	Project Number	PIN	Project Information	Year Added to TIP	Estimated Total Project Cost	Original Funds Programmed	Total Amount Obligated	Current Federal Fiscal Year	Allocation of Programmed Funds per Federal Fiscal Year					Concept Development	
					Location/ Limits					Concept/ Type of Improvement	2021	2022	2023	2024	2025	2026	2027
Salt Lake	Magna	2820	Newproject-S_TAP-002(2021)	19687	2820 South; 7630 West to 7736 West - Sidewalk	Safe Routes to School - Construct Missing Sidewalk	2021	\$ 514,900	\$ 250,000	\$ -	\$ -	\$ -	\$ -	\$ -	\$ 250,000	\$ -	\$ -
Salt Lake	Herriman	Juniper Crest	Newproject-S_TAP-003(2021)	19688	Juniper Crest Crosswalk & Mt Ogden Peak Dr	This is an intersection crosswalk reconfiguration and Traffic Signal Installation and Reconfiguration of Intersection Crosswalks	2021	\$ 330,000	\$ 250,000	\$ -	\$ -	\$ -	\$ -	\$ -	\$ 250,000	\$ -	\$ -
Salt Lake	West Jordan	TRAX Rail	Newproject-S_TAP-004(2021)	19689	TRAX Rail Trail Design	Project will design new trail in and near the UTA TRAX Redline.	2021	\$ 160,000	\$ 120,000	\$ -	\$ -	\$ -	\$ -	\$ -	\$ 120,000	\$ -	\$ -

2022-2027 Transportation Improvement Program (TIP)

Amount Obligated	Current Federal Fiscal Year	New Project/ Additional Funds
------------------	-----------------------------	----------------------------------

2022-2027 Transportation Improvement Program (TIP)

														Amount Obligated	Current Federal Fiscal Year	New Project/ Additional Funds		
County	Sponsor	Route	Project Number	PIN	Project Information	Year Added to TIP	Estimated Total Project Cost	Original Funds Programmed	Total Amount Obligated	Current Federal Fiscal Year	Allocation of Programmed Funds per Federal Fiscal Year					Concept Development		
					Location/ Limits					Concept/ Type of Improvement	2021	2022	2023	2024	2025	2026	2027	
Davis	West Bountiful		New Project	14855	Pages Lane Bike Lanes; 800 West to Legacy Trail	Construct Bike/ Pedestrian Facility	2016	\$ 450,000	\$ 375,000	\$ -	\$ -	\$ -	\$ -	\$ -	\$ -	\$ -	\$ -	
Weber	West Haven		F-LC57(33)	12166	River Parkway Trail; 1800 South to City Cemetery	New Construction of Bike/ Ped Trail	2014	\$ 1,280,465	\$ 966,311	\$ 966,311	\$ -	\$ -	\$ -	\$ -	\$ -	\$ -	\$ -	
Weber	Riverdale	1050 West	Newproject-033(2020)	18834	UDOT Reg One/ Riverdale - 1050 West & I-84 Sidewalk, Bike/ Ped Facility	Safe Routes to School - Construct Missing Sidewalk	2020	\$ 507,525	\$ 480,000	\$ -	\$ -	\$ 480,000	\$ -	\$ -	\$ -	\$ -	\$ -	
Davis	Layton	Kay's Creek	Newproject-034(2020)	18835	East & West Trail Connections for Kay's Creek Trail Highway 89 Underpass	New Trail Construction	2020	\$ 790,500	\$ 395,250	\$ -	\$ -	\$ 395,250	\$ -	\$ -	\$ -	\$ -	\$ -	
Davis	South Weber	Weber River	Newproject-O_TAP-001(2021)	19690	Weber River Parkway Trailhead Connection Phase 1 Fisherman's Trailhead and US-89 Crossing	Construct Phase I of Trail from US-89 Crossing	2021	\$ 383,700	\$ 241,186	\$ -	\$ -	\$ -	\$ -	\$ -	\$ 241,186	\$ -	\$ -	
Davis	Clearfield	Canal Trail	Newproject-O_TAP-002(2021)	19691	Clearfield Canal Trail; 200 So to 300 No (Clearfield)	Complete a Section of the Trail, Completing a 3 mile bike/ ped facility	2021	\$ 145,500	\$ 135,650	\$ -	\$ -	\$ -	\$ -	\$ -	\$ 135,650	\$ -	\$ -	

State & Other Federal Highway Administration Funds ePM Tables For –

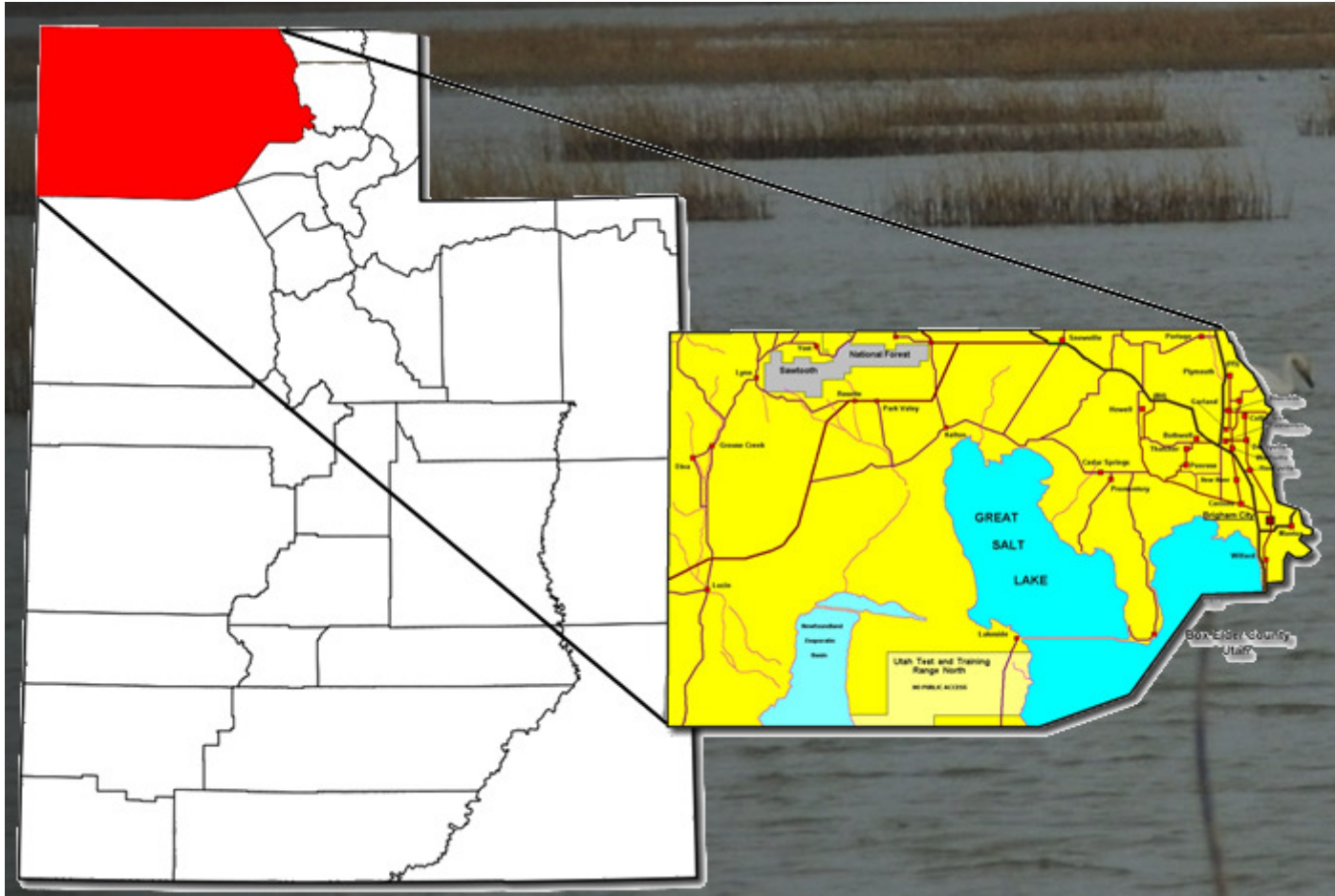
**Box Elder County
Davis County
Morgan County
Salt Lake County
Tooele County
Weber County
Including Statewide Programs**

National Highway Performance Program (NHPP)
- Interstate Maintenance (NHPP-IM)
- National Highway System (NHPP-NHS)
- Bridge On - State System (NHPP-BR)
Any Area Statewide Bridge Replacement
Off System – Local
Off System – Optional
Highway Safety Improvement Program (HSIP)
Safety Any Area
Rail/ Highway Crossing – Hazard Elimination
Recreational Trails Program
Safe Routes to School
Economic Recovery
Surface Transportation Program Flexible Funding
Other Federal Funds
State Transportation Investment Funds
Statewide Pavement Program

Box Elder County

The Wasatch Front Regional Council (WFRC) is responsible for coordinating the transportation planning process in the Salt Lake/ West Valley and the Ogden/ Layton urbanized areas as the designated Metropolitan Planning Organization (MPO).

Only the projects within the urbanized boundaries of the Ogden/ Layton area (Brigham City, Perry, and Willard) are actually part of the WFRC 2022-2027 Transportation Improvement Program (TIP). All other projects in the Box Elder County section of this table are listed for reference only.





DRAFT

DRAFT STIP

UDOT electronic Program Management

Statewide Transportation Improvement Program



STIP 2022-2027

epm345_stip_report (Rev 1716)

Report Run on: Aug 30, 2021, 09:13 A.M.

Region	PIN	Status	Project No.	Rt.	Beg	Len	PIN Description / Project Location				Concept Description			State	Other
		Fund	Prior		2022		2023	2024	2025		CD	Total	Fed Aid		
Box Elder County Projects															
BOX EL	19478	Funding	NEWPROJ(19478)	30	6		Grouse Creek Bridge Replacement (0C 459)					New Bridge/Bridge Replacement			
		To Be Adv Dt:					SR-30; MP 6.04 - 6.22								
NEW		NHPP_BR					\$800,000	\$4,200,000	\$0		\$0	\$5,000,000	\$4,661,500	\$338,500	\$0
BOX EL	15677	STIP	F-0089(456)423	89	423	9	US-89; SR-126 to Perry					High Volume			
		To Be Adv Dt:					US-89; MP 423.31 - 432.52								
		NHPP_NHS					\$20,000,000	\$0	\$0		\$0	\$20,000,000	\$18,646,000	\$1,354,000	\$0
BOX EL	19474	Funding	NEWPROJ(19474)	1064	1		Snowville Deep Creek Bridge Replacement (003004D)					New Bridge/Bridge Replacement			
		To Be Adv Dt:					Cnty:FA-1064; MP 1.48 - 1.73								
NEW		STP_BRIDGE					\$0	\$3,100,000	\$0		\$0	\$3,100,000	\$2,890,130	\$0	\$209,870
BOX EL	16938	STIP	F-1098(2)1	1098	1		1200 West Box Elder Creek Bridge at 600 North					New Bridge/Bridge Replacement			
		To Be Adv Dt:					Cnty:FA-1098; MP .81 - .81								
		LOCAL_GOV					\$0	\$53,000	\$0		\$0	\$53,000	\$0	\$0	\$53,000
		STP_URB_O/L					\$0	\$848,500	\$848,500	\$0	\$0	\$1,697,000	\$1,582,113	\$0	\$114,887
		Total					\$0	\$848,500	\$901,500	\$0	\$0	\$1,750,000	\$1,582,113	\$0	\$167,887
BOX EL	19475	Funding	NEWPROJ(19475)	1122	5		Elwood Malad River Bridge Replacement (003040C)					New Bridge/Bridge Replacement			
		To Be Adv Dt:					Cnty:FA-1122; MP 5.21 - 5.39								
NEW		STP_BRIDGE					\$0	\$710,000	\$0		\$0	\$710,000	\$661,933	\$0	\$48,067
BOX EL	18257	Funding	F-I84-4(7)0	MULT			Bridge Replacement & Rehabilitation near Tremonton					Replacement and Rehabilitation - Structure			
		To Be Adv Dt:					POCATELLO/VALLEY - OVERPASS; MP .00 - .25 & BOTHWELL INT. - OVERPASS; MP .00 - .12 & SR-102; MP 14.00 - 14.49								
NEW		NHPP_BR					\$2,000,000	\$16,500,000	\$0		\$0	\$18,500,000	\$17,247,550	\$1,252,450	\$0
BOX EL	13932	Scoping	F-LC03(22)	OTHER			750 North 200 West, Willard City					Intersection Modification			
		Will Not Adv					750 North 200 West, Willard City, Utah								
		CMAQ_BOX_ELD					\$0	\$91,172	\$0	\$0	\$0	\$91,172	\$85,000	\$0	\$6,172
BOX EL	14841	Scoping	S-LC03(25)	OTHER			1200 West; 3600 S. to S. Perry Boundry Extension					TIF - Transportation Investment Fund			
		Will Not Adv					1200 West; 3600 South to Southern Perry Boundary								
		LOCAL_MATCH					\$0	\$0	\$0		\$0	\$0	\$0	\$0	\$0
		L_PASS_MATCH					\$0	\$0	\$0		\$0	\$207,915	\$0	\$0	\$207,915
		STP_URB_O/L					\$0	\$0	\$0		\$0	\$0	\$0	\$0	\$0
		ST_TIF					\$0	\$0	\$0		\$0	\$0	\$0	\$0	\$0
		ST_TIF_EXCH					\$1,109,803	\$969,345	\$0	\$0	\$0	\$2,079,148	\$0	\$2,079,148	\$0
		Total					\$1,109,803	\$1,177,260	\$0	\$0	\$0	\$2,287,063	\$0	\$2,079,148	\$207,915
BOX EL	14848	Scoping	F-LC03(26)	OTHER			1200 W; 2250 S. to 775 W., Bike Trail, Perry					Pedestrian/Bike facility			
		To Be Adv Dt: 11/23/22					1200 West, 2250 South to 775 West								
		CMAQ_BOX_ELD					\$10,726	\$651,274	\$0	\$0	\$0	\$662,000	\$617,183	\$0	\$44,817
		LOCAL_GOV					\$0	\$33,000	\$0	\$0	\$0	\$33,000	\$0	\$0	\$33,000
		Total					\$10,726	\$684,274	\$0	\$0	\$0	\$695,000	\$617,183	\$0	\$77,817



DRAFT

DRAFT STIP

UDOT electronic Program Management Statewide Transportation Improvement Program



STIP 2022-2027

epm345_stip_report (Rev 1716)

Report Run on: Aug 30, 2021, 09:13 A.M.

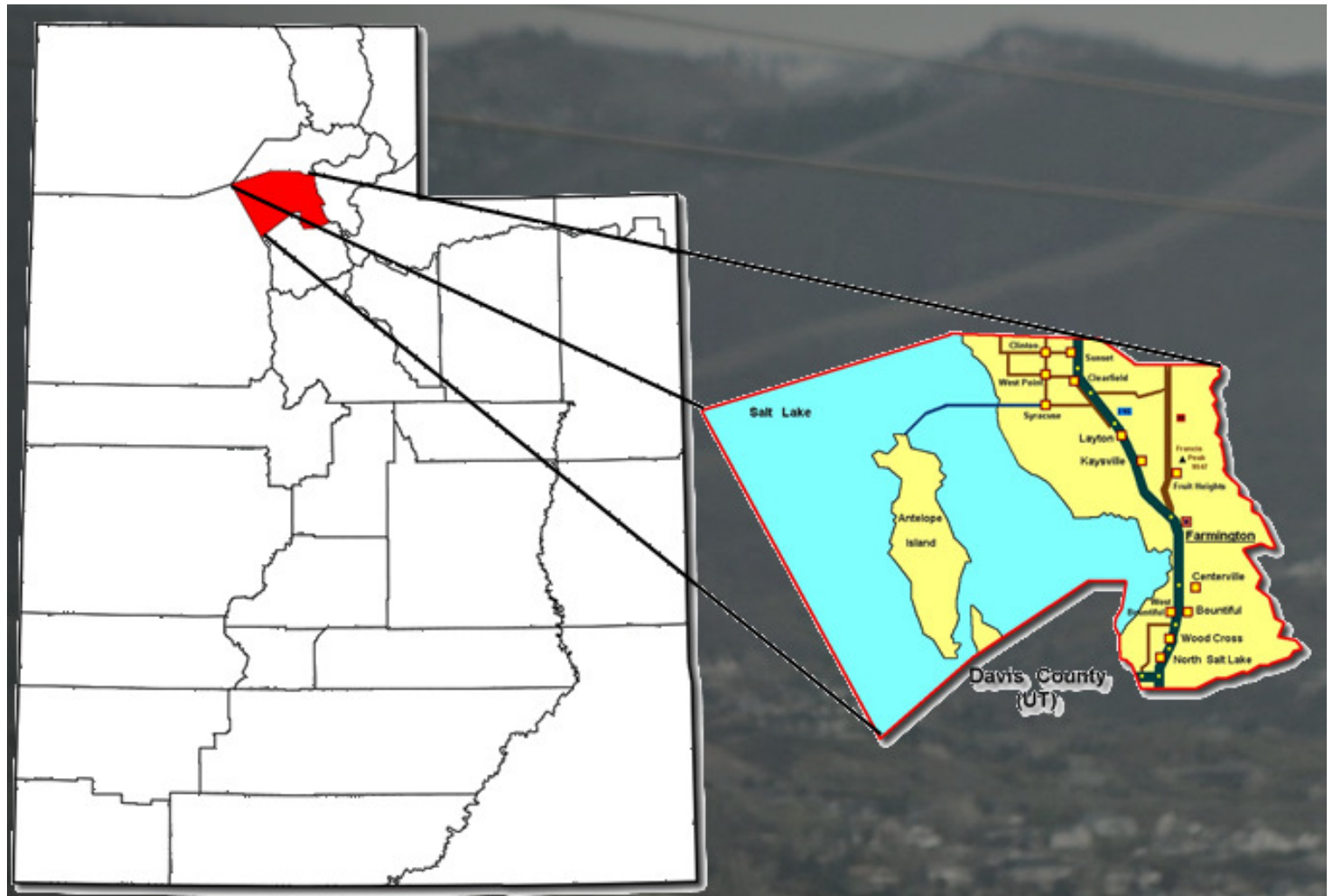
Region	PIN	Status	Project No.	Rt. Beg Len	PIN Description / Project Location				Concept Description			State	Other
		Fund	Prior	2022	2023	2024	2025	CD	Total	Fed Aid			
Box Elder County Projects													
BOX EL	19681	Funding	NEWPROJ(19681)	OTHER	Brigham City Park n Ride Lot 1100 So (HWY 91)				UTA/Transit				
		To Be Adv Dt:			Brigham City Park n Ride Lot - approx 1100 West on 1100 South (Hwy 91)								
NEW		CMAQ_WFRC		\$0	\$0	\$0	\$0	\$0	\$1,581,929	\$1,581,929	\$1,474,832	\$0	\$107,097
BOX EL	19557	Funding	NEWPROJ(19557)		WILLARD BAY WEST ACCESS ROAD PHASE I - STUDY				Federal Lands Access Program				
		To Be Adv Dt:			WILLARD BAY WEST ACCESS ROAD PHASE I - UT FTBR PA WIBA(1)								
NEW		FLHP		\$0	\$100	\$0	\$0	\$0	\$0	\$100	\$100	\$0	\$0
BOX EL	19563	Funding	NEWPROJ(19563)		Auto Tour Route - UT FTFW BERI 10(1)				Federal Lands Access Program				
		To Be Adv Dt:			Auto Tour Route - Rehabilitate Auto Tour Route 10								
NEW		FLHP		\$0	\$0	\$0	\$0	\$1,300,000	\$0	\$1,300,000	\$1,300,000	\$0	\$0

Davis County

The Wasatch Front Regional Council (WFRC) is responsible for coordinating the transportation planning process in the Salt Lake/ West Valley and the Ogden/ Layton urbanized areas as the designated Metropolitan Planning Organization (MPO).

The Cities of Davis County include;

Bountiful
Centerville
Clearfield
Clinton
Farmington
Fruit Heights
Kaysville
Layton
North Salt Lake
South Weber
Sunset
Syracuse
West Bountiful
West Point
Woods Cross





DRAFT

DRAFT STIP

UDOT electronic Program Management

Statewide Transportation Improvement Program



STIP 2022-2027

Report Run on: Aug 30, 2021, 09:13 A.M.

epm345_stip_report (Rev 1716)

Region	PIN	Status	Project No.	Rt.	Beg	Len	PIN Description / Project Location	Concept Description	CD	Total	Fed Aid	State	Other
		Fund	Prior		2022		2023	2024	2025				
Davis County Projects													
DAVIS	17812	Scoping Will Not Adv	S-I15-7(361)313	15	313	24	I-15 Ramp Destination Sensors in Davis County I-15; MP 313.00 - 337.00	Local/MPO/Other Agency Pass-Through					
		LOCAL_GOV			\$0		\$250,000	\$0	\$0	\$0	\$250,000	\$0	\$250,000
DAVIS	15022	Scoping Will Not Adv	S-0037(13)	37		2	SR-37; Corridor Preservation SR-37; MP .00 - 2.00	Corridor Preservation					
		ST_CORR_PRES			\$5,464,803		\$976,824	\$0	\$0	\$0	\$6,441,627	\$0	\$6,441,627
DAVIS	6552	Scoping Will Not Adv	F-0037(4)0	37		2	1800 NO. (SR-37) 2000 W, to I-15 Enviro. Study SR-37; MP .00 - 2.00						
		STP_URB_O/L			\$2,002,210		\$357,545	\$0	\$0	\$0	\$2,359,755	\$2,200,000	\$159,755
		ST_CONCPT_D1			\$16,402		\$180	\$0	\$0	\$0	\$16,583	\$0	\$16,583
		Total			\$2,018,613		\$357,725	\$0	\$0	\$0	\$2,376,338	\$2,200,000	\$176,338
DAVIS	13363	Undr Const Will Not Adv	S-R199(190)	68	66		FY2015 Region One TAP, North Salt Lake SR-68; MP 65.62 - 65.82	Trails					
		LOCAL_GOV			\$0		\$0	\$0	\$0	\$0	\$0	\$0	\$0
		L_PASS_MATCH			\$0		\$34,250	\$0	\$0	\$0	\$34,250	\$0	\$34,250
		ST_PVMT			\$85,864		\$12,886	\$0	\$0	\$0	\$98,750	\$0	\$98,750
		Total			\$85,864		\$47,136	\$0	\$0	\$0	\$133,000	\$0	\$98,750
DAVIS	17864	Scoping To Be Adv Dt: 02/25/22	F-0068(127)64	68	64	1	Redwood Road Westside Path Connections SR-68; MP 64.37 - 65.74	Safe Sidewalk					
		LOCAL_GOV			\$0		\$83,740	\$0	\$0	\$0	\$83,740	\$0	\$83,740
		TAP_URB_O/L			\$45,000		\$170,167	\$0	\$0	\$0	\$215,167	\$200,600	\$14,567
		Total			\$45,000		\$253,907	\$0	\$0	\$0	\$298,907	\$200,600	\$98,307
DAVIS	13480	Scoping Will Not Adv	S-R199(198)	89	399		US-89; Nicholls Rd Grade Separation, Frontage Rds. US-89; MP 398.60 - 398.80 & US-89; Mutton Hollow to Oak Hills, East and West side Frontage Roads	New Capacity					
		ST_CONCPT_D1			\$33,848		\$18,280	\$0	\$0	\$0	\$52,128	\$0	\$52,128
		ST_TIF			\$953,277		\$0	\$0	\$0	\$0	\$953,277	\$0	\$953,277
		Total			\$987,125		\$18,280	\$0	\$0	\$0	\$1,005,405	\$0	\$1,005,405
DAVIS	10021	Scoping Will Not Adv	F-LC11(48)	89	400		Fruit Heights / Kaysville 400/200 North US-89; MP 399.70 - 399.80	UTA/Transit					
		CMAQ_WFRC			\$0		\$0	\$0	\$0	\$1,322,536	\$1,322,536	\$1,233,000	\$89,536
DAVIS	13120	STIP To Be Adv Dt: 09/06/16	F-LC11(59)	89	399		Nicholls Road / US-89 Grade Searation US-89; MP 398.50 - 398.90	PE					
		STP_URB_O/L			\$0		\$0	\$0	\$0	\$1,081,100	\$1,081,100	\$1,007,910	\$73,190
DAVIS	18835	Scoping To Be Adv Dt: 03/23/22	F-0089(537)402	89	402		East/ West Kay's Creek Trail Connections US-89; MP 401.91 - 402.16	Transportation Alternatives					
		LOCAL_GOV			\$0		\$366,549	\$0	\$0	\$0	\$366,549	\$0	\$366,549
		TAP_URB_O/L			\$0		\$423,952	\$0	\$0	\$0	\$423,952	\$395,250	\$28,702
		Total			\$0		\$790,500	\$0	\$0	\$0	\$790,500	\$395,250	\$395,250



DRAFT

DRAFT STIP

UDOT electronic Program Management

Statewide Transportation Improvement Program



STIP 2022-2027

Report Run on: Aug 30, 2021, 09:13 A.M.

epm345_stip_report (Rev 1716)

Region	PIN	Status	Project No.	Rt.	Beg Len	PIN Description / Project Location				Concept Description				
		Fund	Prior		2022	2023	2024	2025	CD	Total	Fed Aid	State	Other	
Davis County Projects														
DAVIS	15917	Scoping	F-0105(8)1	105	1	Parrish Ln Intersections at 400 W & Marketplace Dr				Intersection Improvements				
		To Be Adv Dt: 06/02/23												
		CMAQ_PM2.5			\$0	\$321,785	\$750,831	\$0	\$0	\$836,684	\$1,909,300	\$1,780,040	\$0	\$129,260
		CMAQ_WFRC			\$0	\$0	\$0	\$0	\$0	\$1,501,663	\$1,501,663	\$1,400,000	\$0	\$101,663
		LOCAL_GOV			\$0	\$0	\$0	\$0	\$0	\$256,137	\$256,137	\$0	\$0	\$256,137
		Total			\$0	\$321,785	\$750,831	\$0	\$0	\$2,594,484	\$3,667,100	\$3,180,040	\$0	\$487,060
DAVIS	16933	STIP	F-0106(21)8	106	8	1	Main Street (SR-106); Park Lane to Shepard Lane				Reconstruct & Widening			
		To Be Adv Dt: SR-106; MP 8.30 - 9.05												
		LOCAL_GOV			\$0	\$0	\$0	\$0	\$0	\$84,200	\$84,200	\$0	\$0	\$84,200
		STP_URB_O/L			\$0	\$0	\$993,200	\$993,200	\$0	\$2,202,800	\$4,189,200	\$3,905,591	\$0	\$283,609
		Total			\$0	\$0	\$993,200	\$993,200	\$0	\$2,287,000	\$4,273,400	\$3,905,591	\$0	\$367,809
DAVIS	19605	Funding	NEWPROJ(19605)	107		1	300 North; 3000 West to 4000 West - Reconstruction				Reconstruct & Widening			
		To Be Adv Dt: SR-107; MP .49 - 1.50												
NEW		LOCAL_GOV			\$0	\$0	\$0	\$0	\$0	\$1,072,616	\$1,072,616	\$0	\$0	\$1,072,616
		STP_URB_O/L			\$0	\$0	\$0	\$0	\$0	\$2,835,184	\$2,835,184	\$2,643,242	\$0	\$191,942
		Total			\$0	\$0	\$0	\$0	\$0	\$3,907,800	\$3,907,800	\$2,643,242	\$0	\$1,264,558
DAVIS	15680	Scoping	S-0108(36)6	108	6	2	SR-108; 300 North to 1800 North				Widen Existing Facility			
		To Be Adv Dt: 12/23/22												
		ST_TIF			\$3,988,096	\$10,020,858	\$26,600,000	\$19,391,046	\$0	\$0	\$60,000,000	\$0	\$60,000,000	\$0
DAVIS	16954	Awarded	F-0225(8)1	225	1	Park Lane & 326 West Sidewalk - Farmington				Pedestrian/Bike facility				
		Adv Dt: 04/24/21												
		LOCAL_GOV			\$0	\$16,000	\$0	\$0	\$0	\$0	\$16,000	\$0	\$0	\$16,000
		TAP_URB_O/L			\$0	\$0	\$0	\$0	\$0	\$0	\$0	\$0	\$0	\$0
		TAP_URB_WFRC			\$76,198	\$2	\$0	\$0	\$0	\$0	\$76,200	\$71,041	\$5,159	\$0
		Total			\$76,198	\$16,002	\$0	\$0	\$0	\$0	\$92,200	\$71,041	\$5,159	\$16,000
DAVIS	19682	Funding	NEWPROJ(19682)	273	3	200 No/ I-15 Interchange Left Turn Lanes (NB & SB)				Intersection Modification				
		To Be Adv Dt: SR-273; MP 2.90 - 3.02												
NEW		CMAQ_WFRC			\$0	\$0	\$0	\$0	\$0	\$906,360	\$906,360	\$844,999	\$61,361	\$0
DAVIS	16937	Awarded	F-1384(0)0	1384		Main Street; Center Street to 350 North - NSL				Reconstruct no widening				
		Adv Dt: 07/17/21												
		LOCAL_GOV			\$0	\$54,462	\$0	\$0	\$0	\$0	\$54,462	\$0	\$0	\$54,462
		LOCAL_MATCH			\$0	\$0	\$0	\$0	\$0	\$0	\$0	\$0	\$0	\$0
		STP_COVID_OL			\$750,000	\$0	\$0	\$0	\$0	\$0	\$750,000	\$750,000	\$0	\$0
		STP_URB_O/L			\$636,451	\$0	\$0	\$0	\$0	\$0	\$636,451	\$593,364	\$0	\$43,088
		Total			\$1,386,451	\$54,462	\$0	\$0	\$0	\$0	\$1,440,914	\$1,343,364	\$0	\$97,550



DRAFT

DRAFT STIP

UDOT electronic Program Management

Statewide Transportation Improvement Program



STIP 2022-2027

epm345_stip_report (Rev 1716)

Report Run on: Aug 30, 2021, 09:13 A.M.

Region	PIN	Status	Project No.	Rt.	Beg	Len	PIN Description / Project Location	Concept Description	CD	Total	Fed Aid	State	Other
		Fund	Prior		2022		2023	2024	2025				
Davis County Projects													
DAVIS	18813	STIP	F-1384(1)1	1384	1	1	Main St Sidewalk; I-15 to Pacific Avenue Cnty:FA-1384; MP .80 - 1.31	Transportation Alternatives					
		To Be Adv Dt:											
		LOCAL_GOV'T			\$0	\$0	\$0	\$0	\$0	\$71,606	\$71,606	\$0	\$0
		STP_URB_O/L			\$0	\$0	\$0	\$0	\$0	\$294,594	\$294,594	\$274,650	\$19,944
		Total			\$0	\$0	\$0	\$0	\$0	\$366,200	\$366,200	\$274,650	\$91,550
DAVIS	19623	Funding	NEWPROJ(19623)	1384	1		NSL - Main Street; Pacific Avenue to 1001 North Cnty:FA-1384; MP 1.09 - 1.56	Reconstruct & Widening					
		To Be Adv Dt:											
NEW		LOCAL_GOV'T			\$0	\$0	\$0	\$0	\$0	\$883,093	\$883,093	\$0	\$883,093
		STP_URB_O/L			\$0	\$0	\$0	\$0	\$0	\$2,720,907	\$2,720,907	\$2,536,702	\$184,205
		Total			\$0	\$0	\$0	\$0	\$0	\$3,604,000	\$3,604,000	\$2,536,702	\$1,067,298
DAVIS	19624	Funding	NEWPROJ(19624)	1388	4		Centerville - 400 East; Pages Lane to Porter Lane Cnty:FA-1388; MP 3.91 - 4.37	Reconstruct no widening					
		To Be Adv Dt:											
NEW		LOCAL_GOV'T			\$0	\$0	\$0	\$0	\$0	\$604,309	\$604,309	\$0	\$604,309
		STP_URB_O/L			\$0	\$0	\$0	\$0	\$0	\$1,820,991	\$1,820,991	\$1,697,710	\$123,281
		Total			\$0	\$0	\$0	\$0	\$0	\$2,425,300	\$2,425,300	\$1,697,710	\$727,590
DAVIS	19625	Funding	NEWPROJ(19625)	1450		1	Mutton Hollow; Main Street to Fairfield Road Cnty:FA-1450; MP .00 - .78	Intersection Modification					
		To Be Adv Dt:											
NEW		LOCAL_GOV'T			\$0	\$0	\$0	\$0	\$0	\$2,905,168	\$2,905,168	\$0	\$2,905,168
		STP_URB_O/L			\$0	\$0	\$0	\$0	\$0	\$2,145,232	\$2,145,232	\$2,000,000	\$145,232
		Total			\$0	\$0	\$0	\$0	\$0	\$5,050,400	\$5,050,400	\$2,000,000	\$3,050,400
DAVIS	16953	Advertised	F-1454(1)1	1454	1		State Street and 400 West Ped Crossing and Signal Cnty:FA-1454; MP .81 - .84	Pedestrian/Bike facility					
		Adv Dt: 04/24/21											
		TAP_URB_O/L			\$0	\$0	\$0	\$0	\$0	\$0	\$0	\$0	\$0
		TAP_URB_WFRC			\$249,943	\$57	\$0	\$0	\$0	\$0	\$250,000	\$233,075	\$16,925
		Total			\$249,943	\$57	\$0	\$0	\$0	\$0	\$250,000	\$233,075	\$16,925
DAVIS	19627	Funding	NEWPROJ(19627)	1458			Gentile Street SRTS; 3475 W - 3200 W Cnty:FA-1458; MP .48 - .76	Pedestrian/Bicycle Safety					
		To Be Adv Dt:											
NEW		LOCAL_GOV'T			\$0	\$0	\$0	\$0	\$0	\$500	\$500	\$0	\$500
		STP_URB_O/L			\$0	\$0	\$0	\$0	\$0	\$174,300	\$174,300	\$162,500	\$11,800
		Total			\$0	\$0	\$0	\$0	\$0	\$174,800	\$174,800	\$162,500	\$12,300
DAVIS	18810	STIP	F-1489(1)0	1489		1	300 North; 2000 West to 3000 West Cnty:FA-1489; MP .00 - 1.01	Reconstruct & Widening					
		To Be Adv Dt:											
		LOCAL_GOV'T			\$0	\$0	\$0	\$0	\$0	\$115,000	\$115,000	\$0	\$115,000
		STP_URB_O/L			\$0	\$0	\$0	\$0	\$0	\$3,197,700	\$3,197,700	\$2,981,216	\$216,484
		Total			\$0	\$0	\$0	\$0	\$0	\$3,312,700	\$3,312,700	\$2,981,216	\$331,484



DRAFT

DRAFT STIP

UDOT electronic Program Management

Statewide Transportation Improvement Program



STIP 2022-2027

epm345_stip_report (Rev 1716)

Report Run on: Aug 30, 2021, 09:13 A.M.

Region	PIN	Status	Project No.	Rt.	Beg	Len	PIN Description / Project Location				Concept Description				
		Fund	Prior		2022		2023	2024	2025	CD	Total	Fed Aid	State	Other	
Davis County Projects															
DAVIS	15899	Undr Const	S-1492(1)2	1492	2	1	800 North; 2000 W to 3000 W, Clinton/ West Point				Reconstruct & Widening				
		Will Not Adv					Cnty:FA-1492; MP 1.51 - 2.51								
		LOCAL_GOV			\$0		\$1,356,352	\$0	\$0	\$0	\$1,356,352	\$0	\$0	\$1,356,352	
		LOCAL_MATCH			\$0		\$0	\$0	\$0	\$0	\$0	\$0	\$0	\$0	
		L_PASS_MATCH			\$0		\$236,695	\$0	\$0	\$0	\$236,695	\$0	\$0	\$236,695	
		STP_URB_O/L			\$0		\$0	\$0	\$0	\$0	\$0	\$0	\$0	\$0	
		ST_TIF			\$0		\$0	\$0	\$0	\$0	\$0	\$0	\$0	\$0	
		ST_TIF_EXCH			\$2,366,952		\$0	\$0	\$0	\$0	\$2,366,952	\$0	\$2,366,952	\$0	
		Total			\$2,366,952		\$1,593,047	\$0	\$0	\$0	\$3,959,999	\$0	\$2,366,952	\$1,593,047	
DAVIS	17848	STIP	F-1504(1)3	1504	3		1500 West & 1300 North Round-a-bout				Intersection Modification				
		To Be Adv Dt:					Cnty:FA-1504; MP 3.01 - 3.01								
		CMAQ_WFRC			\$0		\$0	\$0	\$0	\$911,724	\$911,724	\$850,000	\$0	\$61,724	
		LOCAL_GOV			\$0		\$0	\$0	\$0	\$1,278,376	\$1,278,376	\$0	\$0	\$1,278,376	
		Total			\$0		\$0	\$0	\$0	\$2,190,100	\$2,190,100	\$850,000	\$0	\$1,340,100	
DAVIS	17365	Scoping	F-I84-5(50)1	1508	1		Adams Ave over I-84 Deck Replacement (0C 644)				Deck Repair/Replacement				
		To Be Adv Dt: 10/17/22					Cnty:FA-1508; MP .60 - .82								
		STP_BRIDGE			\$100,000		\$500,000	\$5,500,000	\$0	\$0	\$0	\$6,100,000	\$5,687,030	\$412,970	\$0
DAVIS	11268	Undr Const	S-R199(229)	MULT			SR-177, West Davis Hwy; I-15 & SR-67 to SR-193				New Capacity				
		Adv Dt: 04/16/20					SR-177; MP 0.00 to 15.54								
		L_BETTERMENT			\$3,470,926		\$0	\$0	\$0	\$0	\$3,470,926	\$0	\$0	\$3,470,926	
		ST_CONST			\$40,000,000		\$0	\$0	\$0	\$0	\$40,000,000	\$0	\$40,000,000	\$0	
		ST_TIF			\$277,929,841		\$181,000,000	\$214,300,000	\$24,415,159	\$0	\$697,645,000	\$0	\$697,645,000	\$0	
		Total			\$321,400,767		\$181,000,000	\$214,300,000	\$24,415,159	\$0	\$741,115,926	\$0	\$737,645,000	\$3,470,926	
DAVIS	15678	Scoping	F-I15-7(343)319	MULT			I-15; Pages Lane to Lagoon				High Volume				
		To Be Adv Dt: 01/11/22					I-15; MP 318.50 - 324.75 & I-15; MP 318.50 - 324.75								
		NHPP_IM			\$150,000		\$16,850,000	\$0	\$0	\$0	\$17,000,000	\$16,010,600	\$989,400	\$0	
DAVIS	15682	Scoping	S-I15-8(157)336	MULT			I-15; 1800 North Interchange				New Interchange on Existing Freeway				
		To Be Adv Dt: 12/12/23					I-15; MP 336.40 - 337.40 & I-15; MP 336.40 - 337.40 & SR-37; MP .00 - 2.00 & To add the map for the widening of roadway on sr-37								
		ST_TIF			\$0		\$10,000,000	\$50,000,000	\$0	\$20,000,000	\$90,000,000	\$0	\$90,000,000	\$0	
DAVIS	15684	Scoping	S-I15-7(340)325	MULT			I-15; Shepard Lane Interchange				New Interchange on Existing Freeway				
		To Be Adv Dt: 10/26/23					I-15; MP 325.20 - 326.00 & I-15; MP 325.20 - 326.00								
		ST_TIF			\$4,857,254		\$7,300,000	\$5,000,000	\$26,842,746	\$0	\$65,000,000	\$109,000,000	\$0	\$109,000,000	\$0
DAVIS	14843	Active	F-LC11(68)	MULT			500 West; 2000 S. to D St., Extension, Clearfield				New Capacity				
		To Be Adv Dt: 04/27/22					500 West; 2000 South to SR-108								
		LOCAL_GOV			\$17,989		\$977,968	\$0	\$0	\$0	\$995,957	\$0	\$0	\$995,957	
		LOCAL_MATCH			\$0		\$94,401	\$0	\$0	\$0	\$94,401	\$0	\$0	\$94,401	
		STP_COVID_OL			\$0		\$1,300,000	\$0	\$0	\$0	\$1,300,000	\$1,300,000	\$0	\$0	
		STP_URB_O/L			\$4,100,214		\$257,428	\$0	\$0	\$0	\$4,357,642	\$4,062,630	\$0	\$295,012	
		Total			\$4,118,203		\$2,629,797	\$0	\$0	\$0	\$6,748,000	\$5,362,630	\$0	\$1,385,370	



DRAFT

DRAFT STIP

UDOT electronic Program Management

Statewide Transportation Improvement Program



STIP 2022-2027

Report Run on: Aug 30, 2021, 09:13 A.M.

epm345_stip_report (Rev 1716)

Region	PIN	Status	Project No.	Rt. Beg Len	PIN Description / Project Location				Concept Description				
		Fund	Prior	2022	2023	2024	2025	CD	Total	Fed Aid	State	Other	
Davis County Projects													
DAVIS	16935	Scoping Will Not Adv	S-LC11(74)	OTHER	WDC Connector; West Davis to Shepard Ln & I-15 A new road connecting the proposed Shepard Lane interchange on I-15 to the West Davis Corridor and Sunset Drive				New Capacity				
		LOCAL_GOV		\$0	\$365,500	\$0	\$0	\$0	\$0	\$365,500	\$0	\$0	\$365,500
		STP_URB_O/L		\$0	\$0	\$0	\$0	\$0	\$0	\$0	\$0	\$0	\$0
		ST_PVMT		\$0	\$3,289,500	\$0	\$0	\$0	\$0	\$3,289,500	\$0	\$3,289,500	\$0
			Total	\$0	\$3,655,000	\$0	\$0	\$0	\$0	\$3,655,000	\$0	\$3,289,500	\$365,500
DAVIS	7176	Scoping Will Not Adv	S-0067(14)0	OTHER	West Davis Corridor EIS West Davis Corridor				Document EA/EIS				
		ST_GF_CHN		\$9,453,585	\$0	\$0	\$0	\$0	\$9,453,585	\$0	\$9,453,585	\$0	
		ST_TIF		\$2,163,831	\$386,169	\$0	\$0	\$0	\$2,550,000	\$0	\$2,550,000	\$0	
		ST_TIF_SB229		\$5,000,000	\$0	\$0	\$0	\$0	\$5,000,000	\$0	\$5,000,000	\$0	
			Total	\$16,617,415	\$386,169	\$0	\$0	\$0	\$17,003,585	\$0	\$17,003,585	\$0	
DAVIS	7318	Active Will Not Adv	S-R199(50)	OTHER	West Davis Corridor Preservation West Davis Corridor								
		L_CORR_DAVIS		\$12,861,887	\$2,753,565	\$0	\$0	\$0	\$15,615,452	\$0	\$0	\$15,615,452	
		L_CORR_MATCH		\$2,844,501	\$0	\$0	\$0	\$0	\$2,844,501	\$0	\$0	\$2,844,501	
			Total	\$15,706,388	\$2,753,565	\$0	\$0	\$0	\$18,459,953	\$0	\$0	\$18,459,953	
DAVIS	14849	Undr Const Adv Dt: 01/23/21	F-LC11(73)	OTHER	2000 West & 1300 North Intersection, Clinton 2000 West & 1300 North, Clinton				Intersection Modification				
		CMAQ_WFRC		\$1,039,984	\$0	\$0	\$0	\$0	\$1,039,984	\$969,577	\$0	\$70,407	
		LOCAL_GOV		\$0	\$311,516	\$0	\$0	\$0	\$311,516	\$0	\$0	\$311,516	
			Total	\$1,039,984	\$311,516	\$0	\$0	\$0	\$1,351,500	\$969,577	\$0	\$381,923	
DAVIS	14855	Undr Const Will Not Adv	S-LC11(72)	OTHER	Pages Lane; 800 W. to SR-67, Bike Lane, W. Btfl. Pages Lane; 800 West to SR-67				Pedestrian/Bike facility				
		L_PASS_MATCH		\$0	\$75,000	\$0	\$0	\$0	\$75,000	\$0	\$0	\$75,000	
		ST_PVMT_TAP		\$375,103	\$0	\$0	\$0	\$0	\$375,103	\$0	\$375,103	\$0	
		TAP_URB_WFRC		\$0	\$0	\$0	\$0	\$0	\$0	\$0	\$0	\$0	
			Total	\$375,103	\$75,000	\$0	\$0	\$0	\$450,103	\$0	\$375,103	\$75,000	
DAVIS	15915	STIP Will Not Adv	F-R199(238)	OTHER	Davis County Ski Bus, Layton to Snow Basin, Layton Commuter Rail Layton Station to Snow Basin via Layton Hills Mall Area Hotels and Park and Ride Lots				Transportation Alternatives				
		CMAQ_WFRC		\$0	\$0	\$0	\$0	\$0	\$0	\$0	\$0	\$0	
		LOCAL_GOV		\$0	\$40,884	\$0	\$0	\$0	\$40,884	\$0	\$0	\$40,884	
		TFER_2_UTA		\$0	\$979,116	\$0	\$0	\$0	\$979,116	\$912,830	\$66,286	\$0	
			Total	\$0	\$1,020,000	\$0	\$0	\$0	\$1,020,000	\$912,830	\$66,286	\$40,884	
DAVIS	15924	Scoping To Be Adv Dt: 07/25/24	F-R199(237)	OTHER	Davis/ Weber Bicycle Counters 'Davis/Weber County Bicycle Counters				Transportation Alternatives				
		LOCAL_GOV		\$0	\$285,477	\$0	\$0	\$0	\$285,477	\$0	\$0	\$285,477	
		TAP_URB_WFRC		\$0	\$214,523	\$0	\$0	\$0	\$214,523	\$200,000	\$0	\$14,523	
			Total	\$0	\$500,000	\$0	\$0	\$0	\$500,000	\$200,000	\$0	\$300,000	



DRAFT

DRAFT STIP

UDOT electronic Program Management

Statewide Transportation Improvement Program



STIP 2022-2027

epm345_stip_report (Rev 1716)

Report Run on: Aug 30, 2021, 09:13 A.M.

Region	PIN	Status	Project No.	Rt.	Beg Len	PIN Description / Project Location			Concept Description				
		Fund	Prior		2022	2023	2024	2025	CD	Total	Fed Aid	State	Other
Davis County Projects													
DAVIS	17794	STIP	F-R199(9)		OTHER	500 West Phase II; 2010 South to 2800 South			Reconstruct & Widening				
		To Be Adv Dt:				500 West Phase II; 2010 South to 2800 South, Syracuse Utah							
		STP_URB_O/L		\$0	\$0	\$0	\$1,072,616	\$0	\$2,918,184	\$3,990,800	\$3,720,623	\$0	\$270,177
DAVIS	17796	Scoping	F-R199(8)		OTHER	800 West & 1500 South Intersection			Intersection Modification				
		To Be Adv Dt:	05/31/22			800 West & 1500 South Intersection, Woods Cross, Utah 84087							
		STP_URB_O/L		\$97,000	\$959,500	\$0	\$0	\$0	\$0	\$1,056,500	\$984,975	\$0	\$71,525
DAVIS	18807	STIP	F-LC11(75)0		OTHER	Commerce Drive Road; Burke Lane to 950 North			New Capacity				
		To Be Adv Dt:				Burke Lane to 950 North, Farmington Utah							
		LOCAL_GOV		\$0	\$0	\$0	\$0	\$0	\$4,904,652	\$4,904,652	\$0	\$0	\$4,904,652
		STP_URB_O/L		\$0	\$0	\$0	\$1,072,616	\$0	\$2,145,232	\$3,217,848	\$3,000,000	\$0	\$217,848
		Total		\$0	\$0	\$0	\$1,072,616	\$0	\$7,049,884	\$8,122,500	\$3,000,000	\$0	\$5,122,500
DAVIS	19690	Funding	NEWPROJ(19690)		OTHER	Weber River Parkway Trailhead Connection Phase 1			Pedestrian/Bike facility				
		To Be Adv Dt:				Weber River Parkway Trailhead Connection Phase 1 - Fisherman's Trailhead (Weber River and I-84) to US-89 Crossing (Weber River and US-89)							
NEW		LOCAL_GOV		\$0	\$0	\$0	\$0	\$0	\$125,000	\$125,000	\$0	\$0	\$125,000
		TAP_URB_O/L		\$0	\$0	\$0	\$0	\$0	\$258,700	\$258,700	\$241,186	\$0	\$17,514
		Total		\$0	\$0	\$0	\$0	\$0	\$383,700	\$383,700	\$241,186	\$0	\$142,514
DAVIS	19691	Funding	NEWPROJ(19691)		OTHER	Clearfield Canal Trail; 200 So to 300 No			Pedestrian/Bike facility				
		To Be Adv Dt:				Clearfield Canal Trail; 200 S Clearfield to 300 N Clearfield							
NEW		TAP_URB_O/L		\$0	\$0	\$0	\$0	\$0	\$145,500	\$145,500	\$135,650	\$0	\$9,850
DAVIS	4955	Active	SP-9999(807)			West Davis Corridor; Corridor Preservation							
		Will Not Adv				North Legacy Corridor; N Ext. of Legacy Parkway							
		ST_CORR_PRES		\$8,364,246	\$31,941,316	\$0	\$0	\$0	\$0	\$40,305,561	\$0	\$40,305,561	\$0
DAVIS	19740	STIP	S-R199(340)			Kays Creek Parkway Shared Use Path			Pedestrian/Bike facility				
		To Be Adv Dt:				Kays Creek Parkway Shared Use Path							
		L_PASS_MATCH		\$0	\$78,800	\$0	\$0	\$0	\$0	\$78,800	\$0	\$0	\$78,800
		ST_TIF_ACT		\$0	\$315,200	\$0	\$0	\$0	\$0	\$315,200	\$0	\$315,200	\$0
		Total		\$0	\$394,000	\$0	\$0	\$0	\$0	\$394,000	\$0	\$315,200	\$78,800
DAVIS	11990	Active	F-LC11(50)			Transportation and Land Use Connection Program			Local/MPO/Other Agency Pass-Through				
		Will Not Adv				Project Planning Support -Weber & Davis County							
		L_PASS_MATCH		\$63,902	\$141,601	\$0	\$0	\$0	\$0	\$205,503	\$0	\$0	\$205,503
		STP_URB_O/L		\$0	\$0	\$0	\$0	\$0	\$0	\$0	\$0	\$0	\$0
		STP_UR_O/L@1		\$1,972,855	\$897,402	\$468,992	\$483,062	\$0	\$1,010,034	\$4,832,345	\$4,832,345	\$0	\$0
		ST_STUDIES		\$0	\$309,350	\$0	\$0	\$0	\$0	\$309,350	\$0	\$309,350	\$0
		ST_TRANS_SOL		\$340,182	\$0	\$0	\$0	\$0	\$0	\$340,182	\$0	\$340,182	\$0
		Total		\$2,376,939	\$1,348,353	\$468,992	\$483,062	\$0	\$1,010,034	\$5,687,380	\$4,832,345	\$649,532	\$205,503



DRAFT

DRAFT STIP

UDOT electronic Program Management Statewide Transportation Improvement Program



STIP 2022-2027

epm345_stip_report (Rev 1716)

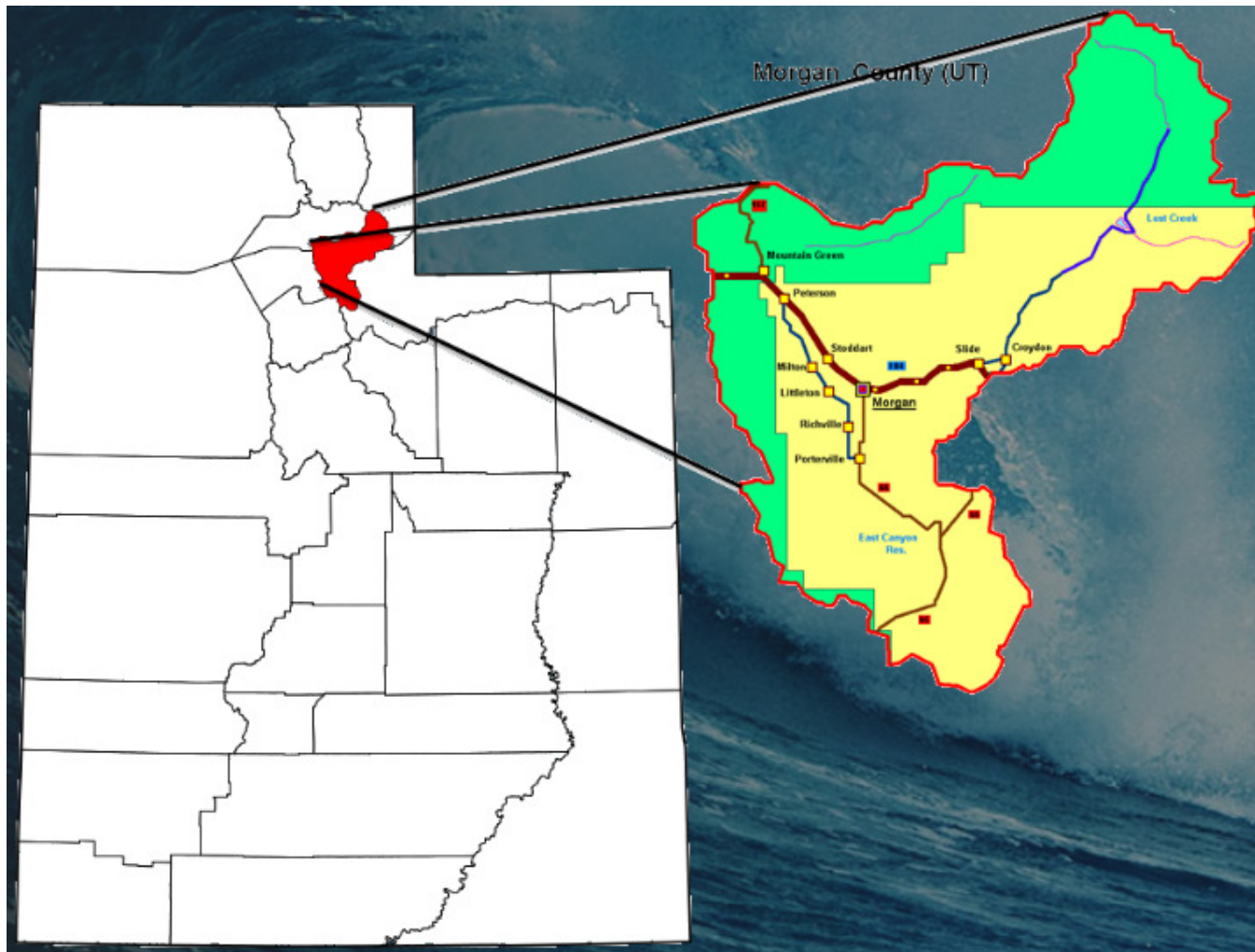
Report Run on: Aug 30, 2021, 09:13 A.M.

Region	PIN	Status	Project No.	Rt. Beg Len	PIN Description / Project Location				Concept Description			State	Other
		Fund	Prior	2022	2023	2024	2025	CD	Total	Fed Aid			
Davis County Projects													
DAVIS	14044	STIP	F-LC11(64)										
		To Be Adv Dt: 12/16/24											
		STP_URB_O/L		\$0	\$0	\$0	\$536,308	\$0	\$1,608,924	\$2,145,232	\$2,000,000	\$0	\$145,232
DAVIS	14053	STIP	F-LC11(67)										
		Will Not Adv											
		CMAQ_WFRC		\$0	\$0	\$0	\$0	\$0	\$0	\$0	\$0	\$0	\$0
		TFER_2_UTA		\$0	\$1,769,817	\$0	\$0	\$0	\$0	\$1,769,817	\$1,650,000	\$119,817	\$0
		Total		\$0	\$1,769,817	\$0	\$0	\$0	\$0	\$1,769,817	\$1,650,000	\$119,817	\$0

Morgan County

Morgan County and its lone municipality joined the Regional Council in 1972. And like Tooele County, Morgan County is not within the Urbanized Boundaries of Wasatch Front Regional Council (WFRC), but they are a member of the Regional Council Board and as such, their projects are included in the WFRC TIP as a resource to the County and the City.

Morgan City is the only incorporated city in Morgan County.





DRAFT

DRAFT STIP

UDOT electronic Program Management

Statewide Transportation Improvement Program



STIP 2022-2027

Report Run on: Aug 30, 2021, 09:13 A.M.

epm345_stip_report (Rev 1716)

Region	PIN	Status	Project No.	Rt.	Beg Len	PIN Description / Project Location				Concept Description			State	Other
		Fund	Prior		2022	2023	2024	2025		CD	Total	Fed Aid		
Morgan County Projects														
MORGAN	15896	Active	S-0167(7)2	167	2	Mtn. Green Interchange Corridor Preservation				Corridor Preservation				
		Will Not Adv				SR-167; MP 1.50 - 1.65								
		ST_CORR_PRES			\$6,592,533	\$1,226	\$0	\$0	\$0	\$0	\$6,593,758	\$0	\$6,593,758	\$0
MORGAN	16512	Active	F-1972(2)9	1972	9	4300 N over UPRR Bridge Preservation, 029007F				Preservation - Structure				
		To Be Adv Dt: 12/23/21				Cnty:FA-1972; MP 8.69 - 8.78								
		NHPP_BR			\$990,000	\$1,812,000	\$0	\$0	\$0	\$0	\$2,802,000	\$2,612,305	\$0	\$189,695
MORGAN	19312	Funding	NEWPROJ(19312)	1978	1	9	Old Highway Road; Trapper's Loop to North Morgan				Non-Urban			
		To Be Adv Dt:				Cnty:FA-1978; MP .88 - 10.18 & Old Highway Road; Trapper's Loop to North Morgan								
NEW		STP_RURAL			\$0	\$0	\$0	\$2,145,232	\$0	\$0	\$2,145,232	\$2,000,000	\$0	\$145,232
MORGAN	12624	Advertised	F-R199(194)	1980		Devils Slide Bridge, Near Croydon, 029014D				New Bridge/Bridge Replacement				
		Adv Dt: 08/28/21				Cnty:FA-1980; MP .00 - .14								
		NHPP_BR			\$0	\$150,000	\$0	\$0	\$0	\$0	\$150,000	\$139,845	\$0	\$10,155
		STP_BRIDGE			\$3,989,000	\$0	\$0	\$0	\$0	\$0	\$3,989,000	\$3,718,945	\$0	\$270,055
		Total			\$3,989,000	\$150,000	\$0	\$0	\$0	\$0	\$4,139,000	\$3,858,790	\$0	\$280,210
MORGAN	16595	Scoping	F-R199(254)	OTHER		Young Street Bridge and Connector Road				Non-Urban				
		To Be Adv Dt: 03/15/22				Young Street Bridge and Connector Road								
		LOCAL_GOV			\$0	\$1,659,768	\$0	\$0	\$0	\$0	\$1,659,768	\$0	\$0	\$1,659,768
		STP_RURAL			\$650,000	\$1,495,232	\$0	\$0	\$0	\$0	\$2,145,232	\$2,000,000	\$0	\$145,232
		Total			\$650,000	\$3,155,000	\$0	\$0	\$0	\$0	\$3,805,000	\$2,000,000	\$0	\$1,805,000

Salt Lake County

The Wasatch Front Regional Council (WFRC) is responsible for coordinating the transportation planning process in the Salt Lake/ West Valley and the Ogden-Layton urbanized areas as the designated Metropolitan Planning Organization (MPO).

The Cities of Salt Lake County include;

Bluffdale

Cottonwood Heights

Draper

Herriman

Holladay

Midvale

Murray

Riverton

Salt Lake City

Salt Lake County

Sandy

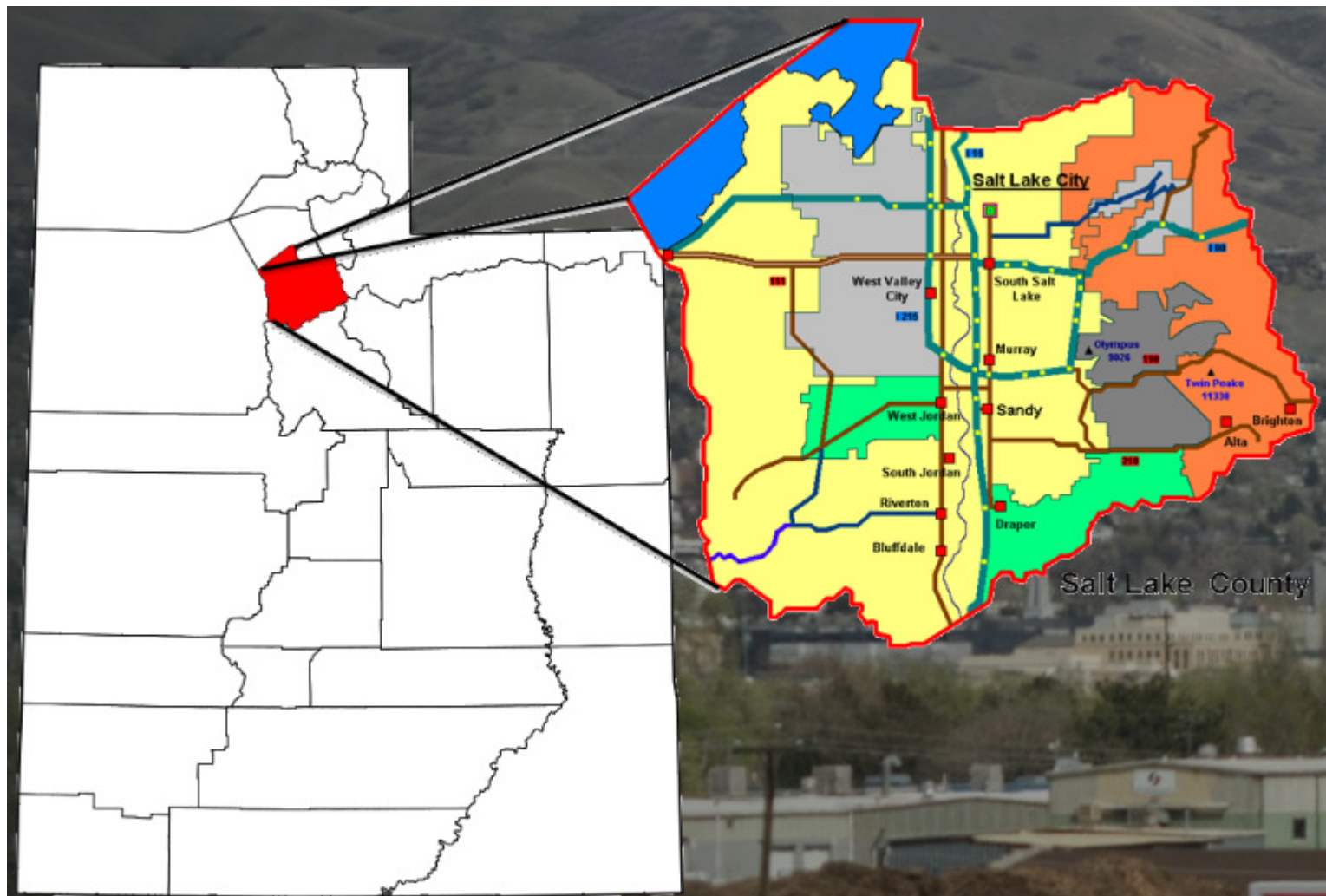
South Jordan

South Salt Lake

Taylorsville

West Jordan

West Valley





DRAFT

DRAFT STIP

UDOT electronic Program Management

Statewide Transportation Improvement Program



STIP 2022-2027

epm345_stip_report (Rev 1716)

Report Run on: Aug 30, 2021, 09:13 A.M.

Region	PIN	Status	Project No.	Rt.	Beg	Len	PIN Description / Project Location				Concept Description			State	Other
		Fund	Prior		2022		2023	2024	2025		CD	Total	Fed Aid		
Salt Lake County Projects															
SALT L	18449	Funding	NEWPROJ(18449)	15	290	6	I-15 NB; Bangeter Hwy to 9000 S				New Capacity				
		To Be Adv Dt:					I-15; MP 289.76 - 295.50								
NEW		ST_TIF			\$0		\$0	\$0	\$22,000,000		\$353,000,000	\$375,000,000	\$0	\$375,000,000	\$0
SALT L	19211	Funding	NEWPROJ(19211)	15	299	9	I-15 NB; I-215 to 600 South				Widen Existing Facility				
		To Be Adv Dt:					I-15; MP 298.81 - 307.50								
NEW		ST_TIF			\$0		\$0	\$0	\$0		\$365,000,000	\$365,000,000	\$0	\$365,000,000	\$0
SALT L	16927	Scoping	F-0048(42)2	48	2		7000 South & 1500 West Pedestrian Bridge				Pedestrian/Bike facility				
		To Be Adv Dt: 06/27/22					SR-48; MP 2.29 - 2.29								
		STP_URB_SL			\$0		\$321,785	\$0	\$1,287,115	\$0	\$0	\$1,608,900	\$1,499,977	\$0	\$108,923
SALT L	17841	Awarded	F-0048(44)4	48	4		7200 South and 300 West Intersection				Intersection Modification				
		Adv Dt: 07/24/21					SR-48; MP 4.08 - 4.08								
		LOCAL_GOV			\$0		\$0	\$0	\$0	\$0	\$0	\$0	\$0	\$0	\$0
		STP_FLX_ST			\$108,000		\$0	\$0	\$0	\$0	\$0	\$108,000	\$100,688	\$7,312	\$0
		STP_URB_SL			\$287,148		\$0	\$0	\$0	\$0	\$0	\$287,148	\$287,148	\$0	\$0
		ST_PVMT			\$0		\$20,852	\$0	\$0	\$0	\$0	\$20,852	\$0	\$20,852	\$0
		Total			\$395,148		\$20,852	\$0	\$0	\$0	\$0	\$416,000	\$387,836	\$28,163	\$0
SALT L	11082	Active	F-0068(73)52	68	51	2	Redwood Road 4100 South to 5400 South				Intersection Improvements				
		To Be Adv Dt: 09/14/21					SR-68; MP 51.31 - 53.37								
		LOCAL_GOV			\$78,254		\$221,746	\$0	\$0	\$0	\$0	\$300,000	\$0	\$0	\$300,000
		L_BETTERMENT			\$0		\$233,060	\$0	\$0	\$0	\$0	\$233,060	\$0	\$0	\$233,060
		STP_FLX_ST			\$0		\$455,000	\$0	\$0	\$0	\$0	\$455,000	\$424,197	\$0	\$30,804
		STP_HIF_SL			\$0		\$5,170,858	\$0	\$0	\$0	\$0	\$5,170,858	\$4,820,791	\$0	\$350,067
		STP_URB_SL			\$7,097,814		\$773,856	\$0	\$0	\$0	\$0	\$7,871,670	\$7,338,758	\$0	\$532,912
		Total			\$7,176,069		\$6,854,519	\$0	\$0	\$0	\$0	\$14,030,588	\$12,583,745	\$0	\$1,446,843
SALT L	14942	Scoping	F-LC35(303)	71	10	6	SR-71 (700 E/ 900 E); Van Winkle to 90th South				Pedestrian/Bicycle Safety				
		To Be Adv Dt: 10/16/23					SR-71; MP 10.19 - 15.72								
		CMAQ_WFRC			\$0		\$536,308	\$965,354	\$0	\$0	\$0	\$1,501,662	\$1,399,999	\$0	\$101,663
		LOCAL_GOV			\$0		\$2,110,100	\$0	\$0	\$0	\$0	\$2,110,100	\$0	\$0	\$2,110,100
		Total			\$0		\$2,646,408	\$965,354	\$0	\$0	\$0	\$3,611,762	\$1,399,999	\$0	\$2,211,763
SALT L	13130	Awarded	F-LC35(259)	140		1	14600 South; Bike Lanes				Transportation Alternatives				
		Adv Dt: 07/17/21					SR-140; MP .00 - .56 & 14600 South; Pony Express Rd to UPRR Bridge								
		CMAQ_WFRC			\$669,126		\$574	\$0	\$0	\$0	\$0	\$669,700	\$624,361	\$0	\$45,339
		LOCAL_INKIND			\$0		\$22,942	\$0	\$0	\$0	\$0	\$22,942	\$0	\$0	\$22,942
		Total			\$669,126		\$23,516	\$0	\$0	\$0	\$0	\$692,642	\$624,361	\$0	\$68,280
SALT L	8166	Active	S-0154(58)3	154		12	BANGERTER HWY CORRIDOR PRESERVATION								
		Will Not Adv					SR-154; BANGERTER HWY @ REDWOOD RD. CORRIDOR PRESERVATION								
		ST_CORR_PRES			\$3,685,342		\$3,808,702	\$0	\$0	\$0	\$0	\$7,494,044	\$0	\$7,494,044	\$0



DRAFT

DRAFT STIP

UDOT electronic Program Management

Statewide Transportation Improvement Program



STIP 2022-2027

epm345_stip_report (Rev 1716)

Report Run on: Aug 30, 2021, 09:13 A.M.

Region	PIN	Status	Project No.	Rt.	Beg	Len	PIN Description / Project Location				Concept Description			State	Other
		Fund	Prior		2022		2023	2024	2025		CD	Total	Fed Aid		
Salt Lake County Projects															
SALT L	18808	Scoping Will Not Adv ST_TIF	S-0154(92)0	154	22		Bangerter Highway Corridor - Environmental SR-154; MP .00 - 22.35					Document EA/EIS			
							\$1,340,845	\$6,659,155	\$0	\$0	\$0	\$8,000,000	\$0	\$8,000,000	\$0
SALT L	18448	Funding To Be Adv Dt: ST_TIF	NEWPROJ(18448)	154	17	5	Bangerter Interchanges; 4100 S to California SR-154; MP 17.47 - 22.64					Upgrade Existing At-Grade Intersection			
NEW							\$0	\$0	\$0	\$0	\$570,000,000	\$570,000,000	\$0	\$570,000,000	\$0
SALT L	16383	Funding To Be Adv Dt: 01/31/23 ST_TIF_HB433	S-0154(96)5	154	5	1	Bangerter Highway @ 13400 South SR-154; MP 5.20 - 6.20					Upgrade Existing At-Grade Intersection			
NEW							\$0	\$7,500,000	\$7,500,000	\$45,000,000	\$15,000,000	\$0	\$75,000,000	\$0	\$75,000,000
SALT L	16951	Awarded Adv Dt: 05/01/21 LOCAL_GOV TAP_URB_WFRC	F-0171(57)15	171	14		3300 South Sidewalk; 2600 East to 2700 East SR-171; MP 14.47 - 14.60					Pedestrian/Bike facility			
							\$0	\$158,686	\$0	\$0	\$0	\$158,686	\$0	\$0	\$158,686
							\$429,500	\$0	\$0	\$0	\$0	\$429,500	\$400,423	\$0	\$29,077
			Total				\$429,500	\$158,686	\$0	\$0	\$0	\$588,186	\$400,423	\$0	\$187,763
SALT L	17837	Scoping To Be Adv Dt: 01/27/22 HSIP STP_FLX_ST STP_URB_SL	F-0171(60)9	171	9		3300 South and 900 West SR-171; MP 9.22 - 9.22					Pedestrian/Bicycle Safety			
							\$0	\$1,800,000	\$0	\$0	\$0	\$1,800,000	\$1,678,140	\$121,860	\$0
							\$307,000	\$193,000	\$0	\$0	\$0	\$500,000	\$466,150	\$33,850	\$0
							\$0	\$840,000	\$0	\$0	\$0	\$840,000	\$783,132	\$56,868	\$0
			Total				\$307,000	\$2,833,000	\$0	\$0	\$0	\$3,140,000	\$2,927,422	\$212,578	\$0
SALT L	18833	Scoping To Be Adv Dt: 02/28/22 CMAQ_WFRC LOCAL_GOV STP_FLX_ST	F-0171(65)0	171	4		3500 South (SR-171) Sidewalk Improvements SR-171; MP .00 - 3.50					Transportation Alternatives			
							\$0	\$0	\$0	\$0	\$536,308	\$536,308	\$500,000	\$36,308	\$0
							\$0	\$0	\$0	\$0	\$0	\$0	\$0	\$0	\$0
							\$150,000	\$850,000	\$0	\$0	\$0	\$1,000,000	\$932,300	\$67,700	\$0
			Total				\$150,000	\$850,000	\$0	\$0	\$536,308	\$1,536,308	\$1,432,300	\$104,008	\$0



DRAFT
DRAFT STIP

UDOT electronic Program Management Statewide Transportation Improvement Program



STIP 2022-2027

epm345_stip_report (Rev 1716)

Report Run on: Aug 30, 2021, 09:13 A.M.

Region	PIN	Status	Project No.	Rt.	Beg	Len	PIN Description / Project Location				Concept Description				
		Fund	Prior		2022		2023	2024	2025	CD	Total	Fed Aid	State	Other	
Salt Lake County Projects															
SALT L	14413	Undr Const	F-0172(32)7	172	6	3	SR-172; 5600 W. Railroad Crossing				Widen Existing Facility				
		Adv Dt: 08/24/19					SR-172; MP 6.18 - 9.21								
		FA_INFRA@100	\$11,352,772		\$0		\$0	\$0	\$0	\$0	\$11,352,772	\$11,352,772	\$0	\$0	
		L_BETTERMENT	\$54,987		\$17,613		\$0	\$0	\$0	\$0	\$72,600	\$0	\$0	\$72,600	
		NHFP	\$21,992,057		\$0		\$0	\$0	\$0	\$0	\$21,992,057	\$20,503,195	\$1,488,862	\$0	
		NHPP_NHS	\$8,724,598		\$0		\$0	\$0	\$0	\$0	\$8,724,598	\$8,133,943	\$590,655	\$0	
		R/H_DEVICES90	\$0		\$0		\$0	\$0	\$0	\$0	\$0	\$0	\$0	\$0	
		R/H_HZ_EL90S	\$500,000		\$0		\$0	\$0	\$0	\$0	\$500,000	\$450,000	\$50,000	\$0	
		R/H_HZ_ELM90	\$0		\$0		\$0	\$0	\$0	\$0	\$0	\$0	\$0	\$0	
		STP_FLX_ST	\$15,231,145		\$0		\$0	\$0	\$0	\$0	\$15,231,145	\$14,199,996	\$1,031,149	\$0	
		STP_HIF_SL	\$0		\$0		\$0	\$0	\$0	\$0	\$0	\$0	\$0	\$0	
		STP_URB_SL	\$1,930,709		\$0		\$0	\$0	\$0	\$0	\$1,930,709	\$1,800,000	\$130,709	\$0	
		ST_TIF	\$0		\$8,344,090		\$0	\$0	\$0	\$0	\$8,344,090	\$0	\$8,344,090	\$0	
		ST_TIF_MATCH	\$7,568,515		\$0		\$0	\$0	\$0	\$0	\$7,568,515	\$0	\$7,568,515	\$0	
		UPRR	\$219,008		\$6,690,037		\$0	\$0	\$0	\$0	\$6,909,045	\$0	\$0	\$6,909,045	
		Total	\$67,573,792		\$15,051,740		\$0	\$0	\$0	\$0	\$82,625,531	\$56,439,906	\$19,203,980	\$6,981,645	
SALT L	7650	Scoping	F-0172(18)	172		1	SR-172; 5600 WEST BUS RAPID TRANSIT (BRT)								
		Will Not Adv					SR-172; 5600 WEST BUS RAPID TRANSIT (BRT)								
		CMAQ_WFRC	\$0		\$0		\$0	\$1,072,616	\$0	\$1,072,616	\$2,145,232	\$2,000,000	\$0	\$145,232	
		STP_URB_SL	\$0		\$0		\$0	\$0	\$0	\$0	\$0	\$0	\$0	\$0	
		Total	\$0		\$0		\$0	\$1,072,616	\$0	\$1,072,616	\$2,145,232	\$2,000,000	\$0	\$145,232	
SALT L	15921	Active	F-0173(36)9	173	9		5300 South & College Dr Intersection - Murray				Intersection Improvements				
		To Be Adv Dt: 07/13/22					SR-173; MP 9.05 - 9.05								
		CMAQ_PM2.5	\$301,000		\$128,046		\$1,388,354	\$0	\$0	\$0	\$1,817,400	\$1,694,362	\$0	\$123,038	
		CMAQ_WFRC	\$0		\$0		\$0	\$0	\$0	\$0	\$0	\$0	\$0	\$0	
		LOCAL_GOV	\$0		\$0		\$25,000	\$0	\$0	\$0	\$25,000	\$0	\$0	\$25,000	
		STP_FLX_ST	\$0		\$250,000		\$0	\$0	\$0	\$0	\$250,000	\$233,075	\$0	\$16,925	
		Total	\$301,000		\$378,046		\$1,413,354	\$0	\$0	\$0	\$2,092,400	\$1,927,437	\$0	\$164,963	
SALT L	17840	Active	F-0173(40)7	173	7		5400 South and 1900 West Intersection				Intersection Modification				
		To Be Adv Dt: 02/02/22					SR-173; MP 7.05 - 7.05								
		LOCAL_GOV	\$0		\$0		\$0	\$0	\$0	\$0	\$0	\$0	\$0	\$0	
		STP_FLX_ST	\$0		\$30,000		\$0	\$0	\$0	\$0	\$30,000	\$27,969	\$2,031	\$0	
		STP_URB_SL	\$139,845		\$225,150		\$0	\$0	\$0	\$0	\$364,995	\$364,995	\$0	\$0	
		ST_PVMT	\$0		\$26,505		\$0	\$0	\$0	\$0	\$26,505	\$0	\$26,505	\$0	
		Total	\$139,845		\$281,655		\$0	\$0	\$0	\$0	\$421,500	\$392,964	\$28,536	\$0	
SALT L	14412	Scoping	S-0209(35)10	209	10	2	SR-209 (9000 S); Redwood Rd. to 700 West				Widen Existing Facility				
		To Be Adv Dt: 10/28/22					SR-209; MP 9.68 - 11.30								
		ST_PVMT_LV2	\$0		\$1,600,000		\$0	\$0	\$0	\$0	\$1,600,000	\$0	\$1,600,000	\$0	
		ST_TIF	\$1,817,571		\$13,182,429		\$25,000,000	\$0	\$0	\$0	\$40,000,000	\$0	\$40,000,000	\$0	
		Total	\$1,817,571		\$14,782,429		\$25,000,000	\$0	\$0	\$0	\$41,600,000	\$0	\$41,600,000	\$0	



DRAFT

DRAFT STIP

UDOT electronic Program Management

Statewide Transportation Improvement Program



STIP 2022-2027

epm345_stip_report (Rev 1716)

Report Run on: Aug 30, 2021, 09:13 A.M.

Region	PIN	Status	Project No.	Rt.	Beg Len	PIN Description / Project Location				Concept Description			State	Other
		Fund	Prior		2022	2023	2024	2025		CD	Total	Fed Aid		
Salt Lake County Projects														
SALT L	16921	Undr Const	F-0209(47)12	209	12	Monroe and 90th Street (SR-209) Intersection Imp				Intersection Modification				
		Adv Dt: 08/29/20				SR-209; MP 11.92 - 11.92								
		LOCAL_GOV			\$4,954,530	\$857,655	\$0	\$0	\$0	\$0	\$5,812,184	\$0	\$0	\$5,812,184
		STP_URB_SL			\$4,504,988	\$0	\$0	\$0	\$0	\$0	\$4,504,988	\$4,200,000	\$0	\$304,988
		Total			\$9,459,517	\$857,655	\$0	\$0	\$0	\$0	\$10,317,172	\$4,200,000	\$0	\$6,117,172
SALT L	16092	Scoping	S-R299(281)	210	11	Little Cottonwood Canyon (EIS)				Document EA/EIS				
		Will Not Adv				SR-210; MP .00 - 10.75								
		ST_GF_HB3			\$500,000	\$0	\$0	\$0	\$0	\$0	\$500,000	\$0	\$500,000	\$0
		ST_TIF			\$12,416,736	\$468,473	\$0	\$0	\$0	\$0	\$12,885,209	\$0	\$12,885,209	\$0
		Total			\$12,916,736	\$468,473	\$0	\$0	\$0	\$0	\$13,385,209	\$0	\$13,385,209	\$0
SALT L	15689	Scoping	F-I215(192)19	215	19	4 I-215; SR-201 to North Temple				High Volume				
		To Be Adv Dt: 04/28/27				I-215; MP 19.29 - 22.80								
		NHPP_NHS			\$0	\$0	\$0	\$0	\$0	\$70,000,000	\$70,000,000	\$65,261,000	\$4,739,000	\$0
SALT L	17953	Scoping	F-I215(196)16	215	16	1 I-215 Frontage Rd, 4100 - 4700 S and 2700 W Access				New Capacity				
		To Be Adv Dt: 08/17/23				I-215; MP 15.53 - 16.53								
		LOCAL_GOV			\$0	\$0	\$0	\$0	\$0	\$5,627,721	\$5,627,721	\$0	\$0	\$5,627,721
		STP_URB_SL			\$0	\$0	\$0	\$0	\$0	\$3,217,848	\$3,217,848	\$3,000,000	\$0	\$217,848
		Total			\$0	\$0	\$0	\$0	\$0	\$8,845,569	\$8,845,569	\$3,000,000	\$0	\$5,845,569
SALT L	17870	Scoping	F-0266(71)6	266	6	4500 South (SR-266); 1500 East to 1630 East				Safe Sidewalk				
		To Be Adv Dt: 01/11/22				SR-266; MP 5.63 - 5.74								
		TAP_URB_WFRC			\$55,000	\$302,600	\$0	\$0	\$0	\$0	\$357,600	\$333,390	\$0	\$24,210
SALT L	14938	Scoping	F-LC35(299)	282	1	University of Utah Intermodal Center				Transportation Alternatives				
		Will Not Adv				SR-282; MP .80 - .80 & South Campus near the Central Campus TRAX Station								
		CMAQ_WFRC			\$0	\$622,117	\$0	\$0	\$0	\$0	\$622,117	\$622,117	\$0	\$0
		TFER_2_UTA			\$0	\$1,750,000	\$0	\$0	\$0	\$0	\$1,750,000	\$1,750,000	\$0	\$0
		UTA_FUNDS			\$0	\$2,573,900	\$0	\$0	\$0	\$0	\$2,573,900	\$0	\$0	\$2,573,900
		Total			\$0	\$4,946,017	\$0	\$0	\$0	\$0	\$4,946,017	\$2,372,117	\$0	\$2,573,900
SALT L	17836	STIP	F-2030(2)1	2030	1	1 Bacchus Hwy (SR-111): 10200 South to 10700 South				Intersection Modification				
		To Be Adv Dt:				Cnty:FA-2030; MP .68 - 1.45								
		STP_URB_SL			\$0	\$0	\$0	\$0	\$0	\$2,301,300	\$2,301,300	\$2,145,502	\$0	\$155,798
SALT L	14940	Scoping	F-LC35(301)	2035	6	1 Riverton - 13400 So Bike Lanes; 2700 W to 3200 W				Pedestrian/Bicycle Safety				
		To Be Adv Dt: 02/02/22				Cnty:FA-2035; MP 6.00 - 6.51								
		CMAQ_WFRC			\$0	\$280,000	\$0	\$0	\$0	\$0	\$280,000	\$280,000	\$0	\$0
		LOCAL_GOV			\$0	\$210,900	\$0	\$0	\$0	\$0	\$210,900	\$0	\$0	\$210,900
		Total			\$0	\$490,900	\$0	\$0	\$0	\$0	\$490,900	\$280,000	\$0	\$210,900



DRAFT

DRAFT STIP

UDOT electronic Program Management

Statewide Transportation Improvement Program



STIP 2022-2027

epm345_stip_report (Rev 1716)

Report Run on: Aug 30, 2021, 09:13 A.M.

Region	PIN	Status	Project No.	Rt.	Beg Len	PIN Description / Project Location				Concept Description				
		Fund	Prior		2022	2023	2024	2025	CD	Total	Fed Aid	State	Other	
Salt Lake County Projects														
SALT L	14830	Scoping	F-LC35(293)		2036	1	7800 S. Widening			TIF - Transportation Investment Fund				
		To Be Adv Dt: 10/17/22 Cnty:FA-2036; MP .00 - 1.05												
		LOCAL_GOV			\$0	\$3,158,600	\$0	\$0	\$0	\$0	\$3,158,600	\$0	\$0	\$3,158,600
		STP_URB_SL			\$0	\$2,400,000	\$0	\$0	\$0	\$0	\$2,400,000	\$2,400,000	\$0	\$0
		Total			\$0	\$5,558,600	\$0	\$0	\$0	\$0	\$5,558,600	\$2,400,000	\$0	\$3,158,600
SALT L	19685	Funding	NEWPROJ(19685)		2036	2	5490 West 7800 South Roundabout			Intersection Modification				
		To Be Adv Dt: Cnty:FA-2036; MP 1.82 - 1.82												
NEW		CMAQ_WFRC			\$0	\$0	\$0	\$0	\$799,099	\$799,099	\$745,000	\$0	\$0	\$54,099
		LOCAL_GOV			\$0	\$0	\$0	\$0	\$700,901	\$700,901	\$0	\$0	\$0	\$700,901
		Total			\$0	\$0	\$0	\$0	\$1,500,000	\$1,500,000	\$745,000	\$0	\$0	\$755,000
SALT L	16929	Scoping	F-2038(2)2		2038	2	14600 South Railroad Bridge Study - Bluffdale			Planning				
		Will Not Adv Cnty:FA-2038; MP 2.17 - 2.17												
		STP_URB_SL			\$128,600	\$0	\$0	\$0	\$0	\$128,600	\$119,894	\$0	\$0	\$8,706
SALT L	17578	Active	F-ST99(580)		2040	14	RUC STSFA Federal Grant			Research				
		Will Not Adv Cnty:FA-2040; MP 13.75 - 13.95 & Statewide research effort - non infrastructure												
		FA_MISC_50%			\$2,500,000	\$0	\$0	\$0	\$0	\$2,500,000	\$1,250,000	\$1,250,000	\$0	\$0
SALT L	19665	Active	F-ST99(794)		2040	14	RUC Customer Experience Federal STSFA Grant			Research				
		Will Not Adv Cnty:FA-2040; MP 13.89 - 14.02												
		FA_MISC_50%			\$0	\$2,500,000	\$0	\$0	\$0	\$2,500,000	\$1,250,000	\$1,250,000	\$0	\$0
SALT L	15910	Scoping	F-2040(1)7		2040	7	1	2700 West; 10000 S to 10200 S, Recon - So Jordan			Reconstruct & Widening			
		To Be Adv Dt: 06/27/23 Cnty:FA-2040; MP 6.65 - 7.16												
		LOCAL_GOV			\$0	\$118,932	\$0	\$0	\$0	\$118,932	\$0	\$0	\$0	\$118,932
		STP_URB_SL			\$10,000	\$824,268	\$0	\$0	\$0	\$834,268	\$777,788	\$0	\$0	\$56,480
		Total			\$10,000	\$943,200	\$0	\$0	\$0	\$953,200	\$777,788	\$0	\$0	\$175,412
SALT L	18822	STIP	F-2048(1)1		2048	1	1	Fort Street; Pioneer Road to 13200 South			Reconstruct & Widening			
		To Be Adv Dt: Cnty:FA-2048; MP .83 - 1.75												
		LOCAL_GOV			\$0	\$0	\$0	\$0	\$981,759	\$981,759	\$0	\$0	\$0	\$981,759
		STP_URB_SL			\$0	\$0	\$0	\$0	\$3,469,341	\$3,469,341	\$3,234,467	\$0	\$0	\$234,874
		Total			\$0	\$0	\$0	\$0	\$4,451,100	\$4,451,100	\$3,234,467	\$0	\$0	\$1,216,633
SALT L	14039	Scoping	F-LC35(276)		2066	7	4	1300 West; 6600 South to 9400 South			Reconstruct & Widening			
		To Be Adv Dt: 12/01/22 Cnty:FA-2066; MP 6.65 - 10.16 & 1300 West; 6600 South to 9400 South												
		LOCAL_GOV			\$0	\$2,143,196	\$0	\$0	\$0	\$2,143,196	\$0	\$0	\$0	\$2,143,196
		STP_URB_SL			\$2,008,924	\$6,250,220	\$5,148,557	\$0	\$0	\$13,407,701	\$12,500,000	\$0	\$0	\$907,701
		Total			\$2,008,924	\$8,393,415	\$5,148,557	\$0	\$0	\$15,550,897	\$12,500,000	\$0	\$0	\$3,050,897
SALT L	18821	Scoping	F-2066(2)4		2066	4	1300 West & White Peach Drive (11170 South)			Intersection Improvements				
		To Be Adv Dt: 06/22/22 Cnty:FA-2066; MP 4.46 - 4.46												
		STP_URB_SL			\$62,542	\$398,258	\$0	\$0	\$0	\$460,800	\$429,604	\$0	\$0	\$31,196



DRAFT

DRAFT STIP

UDOT electronic Program Management

Statewide Transportation Improvement Program



STIP 2022-2027

epm345_stip_report (Rev 1716)

Report Run on: Aug 30, 2021, 09:13 A.M.

Region	PIN	Status	Project No.	Rt.	Beg Len	PIN Description / Project Location				Concept Description				
		Fund	Prior		2022	2023	2024	2025	CD	Total	Fed Aid	State	Other	
Salt Lake County Projects														
SALT L	16923	Scoping	F-2068(1)0		2068	1300 East; Waynes World to Nashi Lane - Draper				Reconstruct & Widening				
		To Be Adv Dt: 11/01/21 Cnty:FA-2068; MP .06 - .40												
		LOCAL_GOV			\$0	\$300,000	\$0	\$0	\$0	\$300,000	\$0	\$0	\$300,000	
		STP_URB_SL			\$712,000	\$109,785	\$0	\$3,221,978	\$0	\$0	\$4,043,763	\$3,770,000	\$273,763	
		Total			\$712,000	\$409,785	\$0	\$3,221,978	\$0	\$0	\$4,343,763	\$3,770,000	\$573,763	
SALT L	15135	Scoping	S-R299(242)		2075	2	Bluffdale Reimbursement for Porter Rockwell				TIF - Transportation Investment Fund			
		Will Not Adv Cnty:FA-2075; MP 2.38 - 2.62												
		ST_TIF			\$3,553,188	\$5,005,757	\$0	\$0	\$0	\$0	\$8,558,944	\$0	\$8,558,944	
SALT L	15908	Scoping	F-2076(2)4		2076	4	1	1300 East; 2100 South to Southern City Boundary				Reconstruct no widening		
		To Be Adv Dt: 09/15/23 Cnty:FA-2076; MP 3.55 - 4.59												
		LOCAL_GOV			\$0	\$0	\$95,000	\$0	\$0	\$363,350	\$458,350	\$0	\$458,350	
		STP_URB_SL			\$0	\$0	\$1,661,067	\$4,290,464	\$0	\$2,467,017	\$8,418,549	\$7,848,613	\$569,936	
		Total			\$0	\$0	\$1,756,067	\$4,290,464	\$0	\$2,830,367	\$8,876,899	\$7,848,613	\$1,028,286	
SALT L	19631	Funding	NEWPROJ(19631)		2076	1	1300 East; 4220 South to 4500 South				Reconstruct no widening			
		To Be Adv Dt: Cnty:FA-2076; MP 1.04 - 1.39												
NEW		LOCAL_GOV			\$0	\$0	\$0	\$0	\$0	\$267,952	\$267,952	\$0	\$267,952	
		STP_URB_SL			\$0	\$0	\$0	\$0	\$0	\$3,217,848	\$3,217,848	\$3,000,000	\$217,848	
		Total			\$0	\$0	\$0	\$0	\$0	\$3,485,800	\$3,485,800	\$3,000,000	\$485,800	
SALT L	19676	Funding	NEWPROJ(19676)		2080	3	1300 W & Shield's Lane Intersection Improvements				Intersection Modification			
		To Be Adv Dt: Cnty:FA-2080; MP 2.51 - 2.51												
NEW		LOCAL_GOV			\$0	\$0	\$0	\$0	\$0	\$536,308	\$536,308	\$0	\$536,308	
		STP_URB_SL			\$0	\$0	\$0	\$0	\$0	\$3,239,592	\$3,239,592	\$3,020,272	\$219,320	
		Total			\$0	\$0	\$0	\$0	\$0	\$3,775,900	\$3,775,900	\$3,020,272	\$755,628	
SALT L	15907	Scoping	F-2082(12)11		2082	11	Creek Rd & Highland Dr Interse, Cottonwood Heights				Intersection Modification			
		To Be Adv Dt: 02/28/23 Cnty:FA-2082; MP 10.60 - 10.60												
		LOCAL_GOV			\$0	\$0	\$0	\$0	\$0	\$193,070	\$193,070	\$0	\$193,070	
		STP_URB_SL			\$0	\$0	\$2,578,030	\$0	\$0	\$0	\$2,578,030	\$2,403,497	\$174,533	
		Total			\$0	\$0	\$2,578,030	\$0	\$0	\$193,070	\$2,771,100	\$2,403,497	\$367,603	
SALT L	14040	Undr Const	F-LC35(277)		2085	2	2200 West Reconstruction w/ Minor Widening				Reconstruct & Widening			
		Adv Dt: 12/19/20 Cnty:FA-2085; MP .00 - 2.49 & 2200 West; 9400 South to 11400 South												
		STP_URB_SL			\$7,005,900	\$0	\$0	\$0	\$0	\$0	\$7,005,900	\$6,531,601	\$474,299	
SALT L	18831	STIP	F-2093(1)4		2093	4	9000 South and 450 W & Parkland Dr Intersection				Intersection Improvements			
		To Be Adv Dt: Cnty:FA-2093; MP 4.47 - 4.66												
		CMAQ_WFRC			\$0	\$0	\$0	\$0	\$0	\$2,129,000	\$2,129,000	\$1,984,867	\$144,133	
		LOCAL_GOV			\$0	\$0	\$0	\$0	\$0	\$56,000	\$56,000	\$0	\$56,000	
		Total			\$0	\$0	\$0	\$0	\$0	\$2,185,000	\$2,185,000	\$1,984,867	\$200,133	



DRAFT

DRAFT STIP

UDOT electronic Program Management

Statewide Transportation Improvement Program



STIP 2022-2027

epm345_stip_report (Rev 1716)

Report Run on: Aug 30, 2021, 09:13 A.M.

Region	PIN	Status	Project No.	Rt.	Beg Len	PIN Description / Project Location				Concept Description			State	Other
		Fund	Prior		2022	2023	2024	2025		CD	Total	Fed Aid		
Salt Lake County Projects														
SALT L	17851	Scoping	F-2098(1)1	2098	1	9400 South & 700 East Intersection				Intersection Modification				
		To Be Adv Dt: 03/31/22				Cnty:FA-2098; MP 1.43 - 1.43								
		CMAQ_WFRC			\$10,000	\$726	\$0	\$0	\$0	\$2,778,076	\$2,788,802	\$2,600,000	\$0	\$188,802
		LOCAL_GOV			\$0	\$0	\$0	\$0	\$0	\$657,498	\$657,498	\$0	\$0	\$657,498
		Total			\$10,000	\$726	\$0	\$0	\$0	\$3,435,574	\$3,446,300	\$2,600,000	\$0	\$846,300
SALT L	14923	Active	F-LC35(296)	2102	3	1 Vine Str; 1300 E to Van Winkle - Recon & Widen				Reconstruct & Widening				
		To Be Adv Dt: 09/02/21				Cnty:FA-2102; MP 2.97 - 3.94 & Vine Street; 1300 East to Van Winkle Expressway								
		LOCAL_GOV			\$437,800	\$0	\$0	\$0	\$0	\$0	\$437,800	\$0	\$0	\$437,800
		LOCAL_MATCH			\$182,136	\$0	\$0	\$0	\$0	\$0	\$182,136	\$0	\$0	\$182,136
		STP_COVID_SL			\$0	\$2,508,199	\$0	\$0	\$0	\$0	\$2,508,199	\$2,508,199	\$0	\$0
		STP_URB_SL			\$1,192,560	\$1,641,077	\$0	\$0	\$0	\$0	\$2,833,637	\$2,641,800	\$0	\$191,837
		Total			\$1,812,495	\$4,149,276	\$0	\$0	\$0	\$0	\$5,961,772	\$5,149,999	\$0	\$811,772
SALT L	14947	Scoping	F-LC35(308)	2105	1	7800 So Jordan River Pedestrian Bridge at 1100 W				Pedestrian/Bicycle Safety				
		To Be Adv Dt: 10/27/21				Cnty:FA-2105; MP .93 - .93								
		LOCAL_GOV			\$0	\$0	\$0	\$0	\$0	\$0	\$0	\$0	\$0	\$0
		TAP_URB_WFRC			\$180,000	\$167,700	\$0	\$0	\$0	\$0	\$347,700	\$324,161	\$0	\$23,539
		Total			\$180,000	\$167,700	\$0	\$0	\$0	\$0	\$347,700	\$324,161	\$0	\$23,539
SALT L	19630	Funding	NEWPROJ(19630)	2108		9000 South & 700 West Southbound Dual Left Lanes				Intersection Modification				
		To Be Adv Dt:				Cnty:FA-2108; MP .00 - .12								
NEW		CMAQ_WFRC			\$0	\$0	\$0	\$0	\$0	\$2,359,755	\$2,359,755	\$2,200,000	\$0	\$159,755
		LOCAL_GOV			\$0	\$0	\$0	\$0	\$0	\$2,830,993	\$2,830,993	\$0	\$0	\$2,830,993
		STP_URB_SL			\$0	\$0	\$0	\$0	\$0	\$1,640,812	\$1,640,812	\$1,529,729	\$0	\$111,083
		Total			\$0	\$0	\$0	\$0	\$0	\$6,831,560	\$6,831,560	\$3,729,729	\$0	\$3,101,831
SALT L	14034	Scoping	F-LC35(272)	2118	5	1 500 West; 3300 South to 3900 South				Reconstruct & Widening				
		To Be Adv Dt: 11/30/21				Cnty:FA-2118; MP 4.76 - 5.64 & 500 West; 3300 South to 3900 South								
		HSIP			\$0	\$250,000	\$0	\$0	\$0	\$0	\$250,000	\$233,075	\$0	\$16,925
		LOCAL_GOV			\$0	\$100,000	\$0	\$0	\$0	\$0	\$100,000	\$0	\$0	\$100,000
		LOCAL_MATCH			\$0	\$181,540	\$0	\$0	\$0	\$0	\$181,540	\$0	\$0	\$181,540
		STP_COVID_SL			\$0	\$2,500,000	\$0	\$0	\$0	\$0	\$2,500,000	\$2,500,000	\$0	\$0
		STP_URB_SL			\$1,670,000	\$1,011,540	\$0	\$0	\$0	\$0	\$2,681,540	\$2,500,000	\$0	\$181,540
		Total			\$1,670,000	\$4,043,080	\$0	\$0	\$0	\$0	\$5,713,080	\$5,233,075	\$0	\$480,006
SALT L	17440	Scoping	F-2122(2)3	2122	3	5600 S over Jordan & SL Canal Bridge Replacement				Rehabilitation or Replacement				
		To Be Adv Dt: 08/18/22				Cnty:FA-2122; MP 2.64 - 2.79								
		STP_BRIDGE			\$0	\$0	\$0	\$0	\$0	\$0	\$997,000	\$929,503	\$0	\$67,497
SALT L	17838	STIP	F-2124(3)1	2124	1	Winchester and 700 West				Intersection Modification				
		To Be Adv Dt:				Cnty:FA-2124; MP 1.01 - 1.01								
		STP_URB_SL			\$0	\$0	\$0	\$0	\$0	\$2,753,900	\$2,753,900	\$2,567,461	\$0	\$186,439



DRAFT

DRAFT STIP

UDOT electronic Program Management

Statewide Transportation Improvement Program



STIP 2022-2027

Report Run on: Aug 30, 2021, 09:13 A.M.

epm345_stip_report (Rev 1716)

Region	PIN	Status	Project No.	Rt.	Beg	Len	PIN Description / Project Location				Concept Description			State	Other
		Fund	Prior		2022		2023	2024	2025		CD	Total	Fed Aid		
Salt Lake County Projects															
SALT L	18845	STIP	S-2128(1)6	2128	6	2	300 W; 400 S to 2100 S - Separated Bike Lanes				Transportation Alternatives				
	To Be Adv Dt:						Cnty:FA-2128; MP 5.93 - 8.37								
		LOCAL_MATCH			\$0		\$0	\$1,400,000	\$0	\$0	\$0	\$1,400,000	\$0	\$0	\$1,400,000
		ST_TIF			\$0		\$0	\$2,100,000	\$0	\$0	\$0	\$2,100,000	\$0	\$2,100,000	\$0
		Total		\$0	\$0		\$0	\$3,500,000	\$0	\$0	\$0	\$3,500,000	\$0	\$2,100,000	\$1,400,000
SALT L	16925	Scoping	F-2138(1)0	2138		1	700 West; 3300 South to 3655 South (Carlisle Ave.)				Reconstruct & Widening				
	To Be Adv Dt: 10/03/22						Cnty:FA-2138; MP .32 - .86								
		LOCAL_GOV'T			\$0		\$0	\$0	\$0	\$2,281,110	\$2,281,110	\$0	\$0	\$0	\$2,281,110
		STP_URB_SL			\$0		\$0	\$2,145,232	\$0	\$2,145,233	\$4,290,465	\$4,000,001	\$0	\$0	\$290,464
		Total		\$0	\$0		\$0	\$2,145,232	\$0	\$4,426,343	\$6,571,575	\$4,000,001	\$0	\$0	\$2,571,574
SALT L	18820	STIP	F-2138(2)0	2138			700 W Reconstruct Phase II; Carlisle St - 3900 S				Reconstruct & Widening				
	To Be Adv Dt:						Cnty:FA-2138; MP .00 - .31								
		LOCAL_GOV'T			\$0		\$0	\$0	\$0	\$403,817	\$403,817	\$0	\$0	\$0	\$403,817
		STP_URB_SL			\$0		\$0	\$0	\$0	\$4,504,988	\$4,504,988	\$4,200,000	\$0	\$0	\$304,988
		Total		\$0	\$0		\$0	\$0	\$0	\$4,908,805	\$4,908,805	\$4,200,000	\$0	\$0	\$708,805
SALT L	19677	Funding	NEWPROJ(19677)	2144	1		4705 South 1500 East Full Stop Pedestrian Crossing				Intersection Modification				
	To Be Adv Dt:						Cnty:FA-2144; MP .88 - .88								
NEW		STP_URB_SL			\$0		\$0	\$0	\$0	\$417,200	\$417,200	\$388,956	\$0	\$0	\$28,244
SALT L	16928	Scoping	F-2151(1)1	2151	1	1	8000 West; 2600 South to 3100 South - Magna				Pedestrian/Bike facility				
	To Be Adv Dt: 01/06/22						Cnty:FA-2151; MP 1.49 - 2.21								
		STP_URB_SL			\$0		\$0	\$1,346,700	\$0	\$0	\$1,346,700	\$1,255,528	\$0	\$0	\$91,172
SALT L	18826	STIP	F-2151(2)1	2151	1	1	8000 West; SR-201 to 3100 South				Reconstruct & Widening				
	To Be Adv Dt:						Cnty:FA-2151; MP 1.49 - 2.49								
		STP_URB_SL			\$0		\$0	\$0	\$0	\$2,679,000	\$2,679,000	\$2,497,632	\$0	\$0	\$181,368
SALT L	19679	Funding	NEWPROJ(19679)	2156	8		Cougar Lane; Niagara Way to Kearns High Drive				Adding a lane/shoulder				
	To Be Adv Dt:						Cnty:FA-2156; MP 8.03 - 8.30								
NEW		LOCAL_GOV'T			\$0		\$0	\$0	\$0	\$536,308	\$536,308	\$0	\$0	\$0	\$536,308
		STP_URB_SL			\$0		\$0	\$0	\$0	\$2,267,692	\$2,267,692	\$2,114,169	\$0	\$0	\$153,523
		Total		\$0	\$0		\$0	\$0	\$0	\$2,804,000	\$2,804,000	\$2,114,169	\$0	\$0	\$689,831
SALT L	17869	Scoping	F-2162(2)1	2162		1	Cross Towne Trail; 2700 West to Bangerter Hwy				Transportation Alternatives				
	To Be Adv Dt: 06/10/22						Cnty:FA-2162; MP .37 - 1.60								
		LOCAL_GOV'T			\$0		\$115,759	\$0	\$0	\$0	\$0	\$115,759	\$0	\$0	\$115,759
		TAP_URB_WFRC			\$110,000		\$374,241	\$0	\$0	\$0	\$0	\$484,241	\$451,458	\$0	\$32,783
		Total		\$110,000	\$490,000		\$0	\$0	\$0	\$0	\$0	\$600,000	\$451,458	\$0	\$148,542



DRAFT

DRAFT STIP

UDOT electronic Program Management

Statewide Transportation Improvement Program



STIP 2022-2027

Report Run on: Aug 30, 2021, 09:13 A.M.

epm345_stip_report (Rev 1716)

Region	PIN	Status	Project No.	Rt.	Beg	Len	PIN Description / Project Location				Concept Description			State	Other
		Fund	Prior		2022		2023	2024	2025		CD	Total	Fed Aid		
Salt Lake County Projects															
SALT L	14831	Undr Const	F-LC35(294)	2172	4	2	4100 South; Bangerter Highway to 5460 West				Major Rehabilitation - Roadway				
		Adv Dt:	01/19/19				Cnty:FA-2172; MP 3.53 - 5.79 & Cnty FA-2172; MP 3.707 - 5.579								
		LOCAL_GOV			\$7,214,323		\$2,415,677	\$0	\$0	\$0	\$0	\$9,630,000	\$0	\$0	\$9,630,000
		LOCAL_MATCH			\$815,311		\$0	\$0	\$0	\$0	\$0	\$815,311	\$0	\$0	\$815,311
		L_BETTERMENT			\$5,345,650		\$460,682	\$0	\$0	\$0	\$0	\$5,806,332	\$0	\$0	\$5,806,332
		STP_HIF_SL			\$3,421,462		\$0	\$0	\$0	\$0	\$0	\$3,421,462	\$3,421,462	\$0	\$0
		STP_URB_SL			\$7,806,221		\$136,067	\$0	\$0	\$0	\$0	\$7,942,288	\$7,942,288	\$0	\$0
		Total			\$24,602,967		\$3,012,426	\$0	\$0	\$0	\$0	\$27,615,393	\$11,363,750	\$0	\$16,251,643
SALT L	16930	Undr Const	F-2172(6)14	2172	14	1	3900 South; 2300 East to Wasatch Blvd				Reconstruct & Widening				
		Adv Dt:	11/14/20				Cnty:FA-2172; MP 14.03 - 15.53								
		LOCAL_GOV			\$1,672		\$4,407,864	\$0	\$0	\$0	\$0	\$4,409,536	\$0	\$0	\$4,409,536
		STP_URB_SL			\$4,290,464		\$152	\$0	\$0	\$0	\$0	\$4,290,616	\$4,000,142	\$0	\$290,475
		Total			\$4,292,136		\$4,408,016	\$0	\$0	\$0	\$0	\$8,700,152	\$4,000,142	\$0	\$4,700,010
SALT L	15914	Scoping	F-2179(1)0	2179			Riverfront Parkway; 11050 S to 11400 S, Widen				Widen Existing Facility				
		To Be Adv Dt:	03/24/23				Cnty:FA-2179; MP .00 - .42								
		LOCAL_GOV			\$0		\$0	\$90,100	\$0	\$0	\$0	\$90,100	\$0	\$0	\$90,100
		STP_URB_SL			\$0		\$0	\$1,750,800	\$0	\$0	\$0	\$1,750,800	\$1,632,271	\$0	\$118,529
		Total			\$0		\$0	\$1,840,900	\$0	\$0	\$0	\$1,840,900	\$1,632,271	\$0	\$208,629
SALT L	15911	Scoping	F-2180(3)1	2180	1	1	900 East; 3900 S to 4500 S, Safety/ Recon, Millcre				Spot Safety Improvement				
		To Be Adv Dt:	03/14/22				Cnty:FA-2180; MP .59 - 1.47								
		LOCAL_GOV			\$0		\$300,064	\$0	\$0	\$0	\$0	\$300,064	\$0	\$0	\$300,064
		LOCAL_MATCH			\$0		\$217,848	\$0	\$0	\$0	\$0	\$217,848	\$0	\$0	\$217,848
		STP_COVID_SL			\$0		\$3,000,000	\$0	\$0	\$0	\$0	\$3,000,000	\$3,000,000	\$0	\$0
		STP_URB_SL			\$2,187,988		\$1,364,299	\$0	\$0	\$0	\$0	\$3,552,287	\$3,311,797	\$0	\$240,490
		Total			\$2,187,988		\$4,882,211	\$0	\$0	\$0	\$0	\$7,070,199	\$6,311,797	\$0	\$758,402
SALT L	19688	Funding	NEWPROJ(19688)	2189			Juniper Crest Crosswalk & Mt Ogden Peak Dr				Safe Routes to Schools				
		To Be Adv Dt:					Cnty:FA-2189; MP .23 - .23								
NEW		LOCAL_GOV			\$0		\$0	\$0	\$0	\$0	\$61,846	\$61,846	\$0	\$0	\$61,846
		TAP_URB_WFRC			\$0		\$0	\$0	\$0	\$0	\$268,154	\$268,154	\$250,000	\$0	\$18,154
		Total			\$0		\$0	\$0	\$0	\$0	\$330,000	\$330,000	\$250,000	\$0	\$80,000
SALT L	17807	Scoping	F-2213(1)1	2213	1		Lone Peak Parkway; 12650 South to 12300 South				Reconstruct & Widening				
		To Be Adv Dt:	02/21/24				Cnty:FA-2213; MP 1.23 - 1.65								
		LOCAL_GOV			\$0		\$0	\$0	\$0	\$0	\$870,988	\$870,988	\$0	\$0	\$870,988
		STP_URB_SL			\$0		\$0	\$375,416	\$0	\$0	\$3,893,596	\$4,269,012	\$3,980,000	\$0	\$289,012
		Total			\$0		\$0	\$375,416	\$0	\$0	\$4,764,584	\$5,140,000	\$3,980,000	\$0	\$1,160,000



DRAFT

DRAFT STIP

UDOT electronic Program Management

Statewide Transportation Improvement Program



STIP 2022-2027

epm345_stip_report (Rev 1716)

Report Run on: Aug 30, 2021, 09:13 A.M.

Region	PIN	Status	Project No.	Rt.	Beg Len	PIN Description / Project Location			Concept Description				
		Fund	Prior		2022	2023	2024	2025	CD	Total	Fed Aid	State	Other
Salt Lake County Projects													
SALT L	18823	STIP	F-2215(1)0		2215	1	3650 South; 2700 West to 3200 West			Reconstruct & Widening			
		To Be Adv Dt:											
		LOCAL_GOV			\$0	\$0	\$0	\$0	\$0	\$3,112,477	\$3,112,477	\$0	\$0
		STP_URB_SL			\$0	\$0	\$0	\$0	\$0	\$2,756,623	\$2,756,623	\$2,570,000	\$0
			Total		\$0	\$0	\$0	\$0	\$0	\$5,869,100	\$5,869,100	\$2,570,000	\$0
					\$0	\$0	\$0	\$0	\$0	\$5,869,100	\$5,869,100	\$2,570,000	\$0
					\$0	\$0	\$0	\$0	\$0	\$5,869,100	\$5,869,100	\$2,570,000	\$0
SALT L	12000	Active	F-LC35(247)		2218		Bengal Blvd & 2300 East Round-About			Intersection Modification			
		To Be Adv Dt:	09/08/21										
		CMAQ_WFRC			\$0	\$925,123	\$0	\$0	\$0	\$0	\$925,123	\$862,492	\$0
		CMAQ_WFRC_1			\$2,655,000	\$0	\$0	\$0	\$0	\$0	\$2,655,000	\$2,655,000	\$0
		LOCAL_INKIND			\$0	\$192,796	\$0	\$0	\$0	\$0	\$192,796	\$0	\$0
			Total		\$2,655,000	\$1,117,919	\$0	\$0	\$0	\$0	\$3,772,919	\$3,517,492	\$0
					\$2,655,000	\$1,117,919	\$0	\$0	\$0	\$0	\$3,772,919	\$3,517,492	\$0
					\$2,655,000	\$1,117,919	\$0	\$0	\$0	\$0	\$3,772,919	\$3,517,492	\$0
SALT L	18816	STIP	F-2218(1)0		2218		Bengal Boulevard & Highland Drive Intersection			Intersection Improvements			
		To Be Adv Dt:											
		STP_URB_SL			\$0	\$0	\$0	\$0	\$0	\$1,657,000	\$1,657,000	\$1,544,821	\$0
					\$0	\$0	\$0	\$0	\$0	\$1,657,000	\$1,657,000	\$1,544,821	\$0
					\$0	\$0	\$0	\$0	\$0	\$1,657,000	\$1,657,000	\$1,544,821	\$0
SALT L	19680	Funding	NEWPROJ(19680)		2218	1	Bengal Boulevard - Bike and Pedestrian Walkway			Pedestrian/Bike facility			
		To Be Adv Dt:											
		LOCAL_GOV			\$0	\$0	\$0	\$0	\$0	\$10,000	\$10,000	\$0	\$0
		STP_URB_SL			\$0	\$0	\$0	\$0	\$0	\$477,200	\$477,200	\$444,894	\$0
			Total		\$0	\$0	\$0	\$0	\$0	\$487,200	\$487,200	\$444,894	\$0
					\$0	\$0	\$0	\$0	\$0	\$487,200	\$487,200	\$444,894	\$0
					\$0	\$0	\$0	\$0	\$0	\$487,200	\$487,200	\$444,894	\$0
SALT L	16948	Scoping	F-2224(1)0		2224		2600 East Sidewalk; 7550 South to 7655 South			Pedestrian/Bike facility			
		To Be Adv Dt:	05/31/22										
		TAP_URB_WFRC			\$110,000	\$305,000	\$0	\$0	\$0	\$0	\$415,000	\$386,905	\$0
					\$110,000	\$305,000	\$0	\$0	\$0	\$0	\$415,000	\$386,905	\$0
					\$110,000	\$305,000	\$0	\$0	\$0	\$0	\$415,000	\$386,905	\$0
SALT L	17806	Scoping	F-2233(1)1		2233	1	Parkway Blvd (2700 S); MVC to 6400 West			Reconstruct & Widening			
		To Be Adv Dt:	01/18/22										
		LOCAL_GOV			\$0	\$0	\$0	\$0	\$0	\$82,935	\$82,935	\$0	\$0
		STP_URB_SL			\$0	\$0	\$0	\$0	\$0	\$5,684,865	\$5,684,865	\$5,300,000	\$0
			Total		\$0	\$0	\$0	\$0	\$0	\$5,767,800	\$5,767,800	\$5,300,000	\$0
					\$0	\$0	\$0	\$0	\$0	\$5,767,800	\$5,767,800	\$5,300,000	\$0
					\$0	\$0	\$0	\$0	\$0	\$5,767,800	\$5,767,800	\$5,300,000	\$0
SALT L	17867	Scoping	F-2236(1)2		2236	2	2820 South; 7630 West to 7440 West			Safe Sidewalk			
		To Be Adv Dt:	12/13/21										
		LOCAL_GOV			\$0	\$5,329	\$0	\$0	\$0	\$0	\$5,329	\$0	\$0
		TAP_URB_WFRC			\$160,000	\$258,571	\$0	\$0	\$0	\$0	\$418,571	\$390,234	\$0
			Total		\$160,000	\$263,900	\$0	\$0	\$0	\$0	\$423,900	\$390,234	\$0
					\$160,000	\$263,900	\$0	\$0	\$0	\$0	\$423,900	\$390,234	\$0
					\$160,000	\$263,900	\$0	\$0	\$0	\$0	\$423,900	\$390,234	\$0
SALT L	19687	Funding	NEWPROJ(19687)		2236	2	2820 South; 7630 West to 7736 West - Sidewalk			Pedestrian/Bicycle Safety			
		To Be Adv Dt:											
		LOCAL_GOV			\$0	\$0	\$0	\$0	\$0	\$246,746	\$246,746	\$0	\$0
		TAP_URB_WFRC			\$0	\$0	\$0	\$0	\$0	\$268,154	\$268,154	\$250,000	\$0
			Total		\$0	\$0	\$0	\$0	\$0	\$514,900	\$514,900	\$250,000	\$0
					\$0	\$0	\$0	\$0	\$0	\$514,900	\$514,900	\$250,000	\$0
					\$0	\$0	\$0	\$0	\$0	\$514,900	\$514,900	\$250,000	\$0



DRAFT

DRAFT STIP

UDOT electronic Program Management

Statewide Transportation Improvement Program



STIP 2022-2027

Report Run on: Aug 30, 2021, 09:13 A.M.

epm345_stip_report (Rev 1716)

Region	PIN	Status	Project No.	Rt. Beg Len	PIN Description / Project Location				Concept Description			
		Fund	Prior	2022	2023	2024	2025	CD	Total	Fed Aid	State	Other
Salt Lake County Projects												
SALT L	11085	Active	F-2240(2)0	2240	2	4700 South; 4000 West to 5600 West				Reconstruct & Widening		
		To Be Adv Dt: 12/07/21				Cnty:FA-2240; MP .00 - 2.01						
		LOCAL_GOV	\$7,530,000	\$0	\$0	\$0	\$0	\$941,049	\$8,471,049	\$0	\$0	\$8,471,049
		STP_URB_SL	\$5,350,000	\$6,314,743	\$3,539,633	\$0	\$0	\$0	\$15,204,377	\$14,175,040	\$0	\$1,029,336
		Total	\$12,880,000	\$6,314,743	\$3,539,633	\$0	\$0	\$941,049	\$23,675,426	\$14,175,040	\$0	\$9,500,385
SALT L	14041	Undr Const	F-LC35(278)	2266	1	Highland Drive; Spring Lane to Fardown Avenue				Reconstruct no widening		
		Adv Dt: 09/12/20				Cnty:FA-2266; MP .24 - 1.08 & Highland Drive; Spring Lane to Fardown Avenue						
		EM_HPP_1702	\$250,000	\$0	\$0	\$0	\$0	\$0	\$250,000	\$200,000	\$0	\$50,000
		EQ_BONUS(MG)	\$0	\$0	\$0	\$0	\$0	\$0	\$0	\$0	\$0	\$0
		LOCAL_GOV	\$0	\$300,000	\$0	\$0	\$0	\$0	\$300,000	\$0	\$0	\$300,000
		STP_FLX_ST	\$389,634	\$0	\$0	\$0	\$0	\$0	\$389,634	\$363,256	\$0	\$26,378
		STP_URB_SL	\$2,405,996	\$603	\$0	\$0	\$0	\$0	\$2,406,599	\$2,243,672	\$0	\$162,927
		Total	\$3,045,630	\$300,603	\$0	\$0	\$0	\$0	\$3,346,233	\$2,806,928	\$0	\$539,305
SALT L	14828	Scoping	F-LC35(291)	2266	1	Highland Dr. Corridor Feasibility Study				Planning		
		Will Not Adv				Cnty:FA-2266; MP .00 - 1.39						
		LOCAL_GOV	\$0	\$12,443	\$0	\$0	\$0	\$0	\$12,443	\$0	\$0	\$12,443
		STP_URB_SL	\$171,357	\$0	\$0	\$0	\$0	\$0	\$171,357	\$171,357	\$0	\$0
		Total	\$171,357	\$12,443	\$0	\$0	\$0	\$0	\$183,800	\$171,357	\$0	\$12,443
SALT L	16944	Scoping	F-2266(2)2	2266	2	Highland Drive & 4500 South Intersection Imp				Intersection Modification		
		To Be Adv Dt: 09/08/23				Cnty:FA-2266; MP 2.43 - 2.43						
		CMAQ_PM2.5	\$0	\$0	\$0	\$1,287,139	\$0	\$0	\$1,287,139	\$1,200,000	\$0	\$87,139
		CMAQ_WFRC	\$0	\$0	\$0	\$0	\$0	\$0	\$0	\$0	\$0	\$0
		LOCAL_GOV	\$0	\$0	\$0	\$1,309,861	\$0	\$0	\$1,309,861	\$0	\$0	\$1,309,861
		Total	\$0	\$0	\$0	\$2,597,000	\$0	\$0	\$2,597,000	\$1,200,000	\$0	\$1,397,000
SALT L	19684	Funding	NEWPROJ(19684)	2322	4	East Downtown 200 So Transit Hub (400 E to 300 E)				UTA/Transit		
		To Be Adv Dt:				Cnty:FA-2322; MP 3.64 - 3.79						
NEW		CMAQ_WFRC	\$0	\$0	\$0	\$0	\$0	\$1,072,616	\$1,072,616	\$1,000,000	\$0	\$72,616
		LOCAL_GOV	\$0	\$0	\$0	\$0	\$0	\$918,684	\$918,684	\$0	\$0	\$918,684
		Total	\$0	\$0	\$0	\$0	\$0	\$1,991,300	\$1,991,300	\$1,000,000	\$0	\$991,300
SALT L	17850	STIP	F-2330(1)1	2330	1	SLC West Intermodal Center				UTA/Transit		
		To Be Adv Dt:				Cnty:FA-2330; MP 1.30 - 1.30						
		CMAQ_WFRC	\$0	\$0	\$0	\$0	\$0	\$1,501,663	\$1,501,663	\$1,400,000	\$0	\$101,663
		LOCAL_GOV	\$0	\$0	\$0	\$0	\$0	\$2,698,637	\$2,698,637	\$0	\$0	\$2,698,637
		STP_URB_SL	\$0	\$0	\$0	\$0	\$0	\$2,270,092	\$2,270,092	\$2,116,407	\$153,685	\$0
		Total	\$0	\$0	\$0	\$0	\$0	\$6,470,392	\$6,470,392	\$3,516,407	\$153,685	\$2,800,300



DRAFT

DRAFT STIP

UDOT electronic Program Management

Statewide Transportation Improvement Program



STIP 2022-2027

Report Run on: Aug 30, 2021, 09:13 A.M.

epm345_stip_report (Rev 1716)

Region	PIN	Status	Project No.	Rt.	Beg	Len	PIN Description / Project Location				Concept Description				
		Fund	Prior		2022		2023	2024	2025	CD	Total	Fed Aid	State	Other	
Salt Lake County Projects															
SALT L	19633	Funding	NEWPROJ(19633)	2354	1	1	700 North; 2200 West to Redwood Rd (1700 West)				Major Rehabilitation - Roadway				
		To Be Adv Dt:					Cnty:FA-2354; MP .99 - 1.72								
NEW		LOCAL_GOV					\$0	\$0	\$0	\$1,462,752	\$1,462,752	\$0	\$0	\$1,462,752	
		STP_URB_SL					\$0	\$0	\$0	\$3,217,848	\$3,217,848	\$3,000,000	\$0	\$217,848	
		Total					\$0	\$0	\$0	\$4,680,600	\$4,680,600	\$3,000,000	\$0	\$1,680,600	
SALT L	14932	Scoping	F-LC35(297)	2364	1		300 North Pedestrian/ Bicyclist Safety Overpass				Pedestrian/Bicycle Safety				
		Will Not Adv					Cnty:FA-2364; MP .60 - .60 & 300 North over the Union Pacific and Commuter Rail Railroad Tracks (West of 500 W and East of 490 W)								
		LOCAL_GOV					\$0	\$0	\$0	\$0	\$0	\$0	\$0	\$0	
		LOCAL_MATCH					\$0	\$0	\$0	\$0	\$0	\$0	\$0	\$0	
		L_PASS_MATCH					\$0	\$1,069,250	\$0	\$0	\$1,069,250	\$0	\$0	\$1,069,250	
		R/H_HZ_EL90S					\$0	\$500,000	\$0	\$0	\$500,000	\$450,000	\$0	\$50,000	
		STP_URB_SL					\$0	\$2,900,000	\$0	\$0	\$2,900,000	\$2,900,000	\$0	\$0	
		TIGER_WFRC					\$0	\$1,634,797	\$0	\$0	\$1,634,797	\$1,634,797	\$0	\$0	
		UPRR					\$0	\$500,000	\$0	\$0	\$500,000	\$0	\$0	\$500,000	
		Total					\$0	\$6,604,047	\$0	\$0	\$6,604,047	\$4,984,797	\$0	\$1,619,250	
SALT L	13963	Active	S-R299(210)	MULT			Environmental for 4 locations on Bangerter				Document EA/EIS				
		Will Not Adv					SR-154; MP 7.79 - 8.89 & SR-175; MP .00 - .41 & SR-154; MP 10.92 - 11.90 & SR-154; MP 13.69 - 14.14 & SR-154; MP 15.71 - 16.19								
		ST_TIF					\$2,413,257	\$0	\$0	\$0	\$2,413,257	\$0	\$2,413,257	\$0	
SALT L	14415	Undr Const	S-0154(84)14	MULT			Bangerter Three Interchanges				Upgrade Existing At-Grade Intersection				
		Adv Dt: 08/29/19					SR-154; MP 9.11 - 10.19 & SR-154; MP 14.13 - 15.98 & SR-154; MP 6.17 - 7.51								
		LOCAL_GOV					\$0	\$0	\$0	\$0	\$0	\$0	\$0	\$0	
		L_BETTERMENT					\$8,718,295	\$0	\$0	\$0	\$8,718,295	\$0	\$0	\$8,718,295	
		ST_CONST					\$10,000,000	\$0	\$0	\$0	\$10,000,000	\$0	\$10,000,000	\$0	
		ST_RET_ROW					\$0	\$0	\$0	\$0	\$0	\$0	\$0	\$0	
		ST_RET_ROW_S					\$3,000,000	\$0	\$0	\$0	\$3,000,000	\$0	\$3,000,000	\$0	
		ST_TIF					\$153,415,764	\$56,777,236	\$0	\$0	\$210,193,000	\$0	\$210,193,000	\$0	
		Total					\$175,134,059	\$56,777,236	\$0	\$0	\$231,911,295	\$0	\$223,193,000	\$8,718,295	
SALT L	15264	Scoping	S-R299(244)	MULT			I-80 and State Street Interchange R/W				PE				
		Will Not Adv					US-89; MP 375.64 - 375.91 & I-80; MP 122.93 - 123.46								
		ST_HB377/TF					\$0	\$0	\$0	\$0	\$0	\$0	\$0	\$0	
		ST_TIF					\$0	\$500,000	\$0	\$0	\$500,000	\$0	\$500,000	\$0	
		Total					\$0	\$500,000	\$0	\$0	\$500,000	\$0	\$500,000	\$0	
SALT L	15669	Undr Const	S-I15-7(341)295	MULT			I-15 NB; Bangerter Hwy to I-215				Widen Existing Facility				
		Adv Dt: 10/18/18					I-15; MP 294.50 - 298.30 & I-15; MP 289.50 - 299.00								
		ST_APPROP					\$1,365,417	\$0	\$0	\$0	\$1,365,417	\$0	\$1,365,417	\$0	
		ST_BRIDGE					\$0	\$140,055	\$0	\$0	\$140,055	\$0	\$140,055	\$0	
		ST_PVMT_LV2					\$495,000	\$0	\$0	\$0	\$495,000	\$0	\$495,000	\$0	
		ST_TIF					\$159,521,033	\$9,413,550	\$0	\$0	\$168,934,583	\$0	\$168,934,583	\$0	
		Total					\$161,381,450	\$9,553,605	\$0	\$0	\$170,935,055	\$0	\$170,935,055	\$0	



DRAFT
DRAFT STIP

UDOT electronic Program Management Statewide Transportation Improvement Program



STIP 2022-2027

epm345_stip_report (Rev 1716)

Report Run on: Aug 30, 2021, 09:13 A.M.

Region	PIN	Status	Project No.	Rt. Beg Len	PIN Description / Project Location				Concept Description			
		Fund	Prior	2022	2023	2024	2025	CD	Total	Fed Aid	State	Other
Salt Lake County Projects												
SALT L	15688	Undr Const	F-I80-3(193)125	MULT	I-80; 1300 E to 2300 E and I-215; 3300 S to 4500 S				High Volume			
		Adv Dt: 10/01/20			I-80; MP 124.96 - 127.57 & I-215; MP 1.60 - 4.00							
		NHPP_BR	\$13,700,000	\$0	\$0	\$0	\$0	\$0	\$13,700,000	\$12,772,510	\$927,490	\$0
		NHPP_IM	\$13,264,817	\$23,000,000	\$0	\$0	\$0	\$0	\$36,264,817	\$34,154,205	\$2,110,612	\$0
		STP_BRIDGE	\$0	\$12,127,013	\$0	\$0	\$0	\$0	\$12,127,013	\$11,306,014	\$820,999	\$0
		STP_FLX_ST	\$0	\$80,215,960	\$0	\$0	\$0	\$0	\$80,215,960	\$74,785,340	\$5,430,621	\$0
		ST_RET_ROW	\$4,192,210	\$0	\$0	\$0	\$0	\$0	\$4,192,210	\$0	\$4,192,210	\$0
		Total	\$31,157,027	\$115,342,973	\$0	\$0	\$0	\$0	\$146,500,000	\$133,018,069	\$13,481,931	\$0
SALT L	16490	Scoping	F-I215(197)11	MULT	700 W, 300 W & TRAX over I-215 Bridge Rehab				Replacement and Rehabilitation - Structure			
		To Be Adv Dt: 11/01/22			I-215; MP 11.14 - 11.19 & I-215; MP 11.11 - 11.22 & Cnty:FA-2118; MP 1.00 - 1.08							
		NHPP_BR	\$0	\$0	\$0	\$0	\$0	\$0	\$0	\$0	\$0	\$0
		STP_BRIDGE	\$0	\$1,000,000	\$0	\$6,600,000	\$0	\$0	\$7,600,000	\$7,085,480	\$514,520	\$0
		Total	\$0	\$1,000,000	\$0	\$6,600,000	\$0	\$0	\$7,600,000	\$7,085,480	\$514,520	\$0
SALT L	18843	Scoping	S-2354(1)2	MULT	600/700 N Frequent Transit Network Improvements				UTA/Transit			
		Will Not Adv			SR-268; MP .00 - .73 & Cnty:FA-2354; MP 1.72 - 3.09							
		LOCAL_MATCH	\$0	\$0	\$0	\$0	\$0	\$0	\$0	\$0	\$0	\$0
		L_PASS_MATCH	\$0	\$152,000	\$0	\$0	\$0	\$0	\$152,000	\$0	\$0	\$152,000
		ST_TTIF	\$0	\$228,000	\$0	\$0	\$0	\$0	\$228,000	\$0	\$228,000	\$0
		Total	\$0	\$380,000	\$0	\$0	\$0	\$0	\$380,000	\$0	\$228,000	\$152,000
SALT L	18844	Scoping	S-2354(2)1	MULT	600/700 N Active Transportation Improvements				Transportation Alternatives			
		Will Not Adv			Cnty:FA-2354; MP .99 - 3.09 & SR-268; MP .00 - .73							
		LOCAL_MATCH	\$0	\$0	\$0	\$0	\$0	\$0	\$0	\$0	\$0	\$0
		L_PASS_MATCH	\$0	\$0	\$1,600,000	\$0	\$0	\$0	\$1,600,000	\$0	\$0	\$1,600,000
		ST_TIF	\$0	\$0	\$2,400,000	\$0	\$0	\$0	\$2,400,000	\$0	\$2,400,000	\$0
		Total	\$0	\$0	\$4,000,000	\$0	\$0	\$0	\$4,000,000	\$0	\$2,400,000	\$1,600,000
SALT L	18847	STIP	S-2066(3)10	MULT	1300 W; 6400 S to 4800 S - Active Transportation				Transportation Alternatives			
		To Be Adv Dt:			Cnty:FA-2066; MP 10.03 - 11.72							
		LOCAL_MATCH	\$0	\$0	\$0	\$0	\$0	\$1,120,000	\$1,120,000	\$0	\$0	\$1,120,000
		ST_TIF	\$0	\$0	\$0	\$0	\$0	\$1,680,000	\$1,680,000	\$0	\$1,680,000	\$0
		Total	\$0	\$0	\$0	\$0	\$0	\$2,800,000	\$2,800,000	\$0	\$1,680,000	\$1,120,000
SALT L	19737	STIP	S-R299(425)	MULT	3100 S Buffered Bike Ln; 8000 W to 4000 W				Transportation Alternatives			
		To Be Adv Dt:			Cnty:FA-2232; MP 1.46 - 4.47 & Cnty:FA-2246; MP .00 - 2.00							
		L_PASS_MATCH	\$0	\$180,000	\$0	\$0	\$0	\$0	\$180,000	\$0	\$0	\$180,000
		ST_TIF_ACT	\$0	\$720,000	\$0	\$0	\$0	\$0	\$720,000	\$0	\$720,000	\$0
		Total	\$0	\$900,000	\$0	\$0	\$0	\$0	\$900,000	\$0	\$720,000	\$180,000



DRAFT
DRAFT STIP

UDOT electronic Program Management Statewide Transportation Improvement Program



STIP 2022-2027

epm345_stip_report (Rev 1716)

Report Run on: Aug 30, 2021, 09:13 A.M.

Region	PIN	Status	Project No.	Rt. Beg Len	PIN Description / Project Location				Concept Description				
		Fund	Prior	2022	2023	2024	2025	CD	Total	Fed Aid	State	Other	
Salt Lake County Projects													
SALT L	18452	Funding	NEWPROJ(18452)	MULT	MVC; Old Bing Hwy to Porter Rockwell				New Capacity				
		Will Not Adv			SR-85; MP 3.53 - 12.46 & SR-85; MP 3.53 - 12.46								
NEW		ST_CONCPT_D2	\$45,649	\$0	\$0	\$0	\$0	\$0	\$45,649	\$0	\$45,649	\$0	
		ST_TIF	\$0	\$0	\$0	\$0	\$0	\$490,000,000	\$490,000,000	\$0	\$490,000,000	\$0	
		Total	\$45,649	\$0	\$0	\$0	\$0	\$490,000,000	\$490,045,649	\$0	\$490,045,649	\$0	
SALT L	19632	Funding	NEWPROJ(19632)	MULT	SLC Metro - Signal Timing and Optimization				Traffic Signal Coordination				
		To Be Adv Dt:			Cnty:FA-2161; MP 1.51 - 4.25 & SR-48; MP .00 - 2.00								
NEW		STP_URB_SL	\$0	\$0	\$0	\$0	\$0	\$600,000	\$600,000	\$559,380	\$40,620	\$0	
SALT L	7703	Active	MP-0182(6)	MULT	MVC; Salt Lake County PM				Staffing Support				
		Will Not Adv			MVC; Salt Lake County PM								
		LOCAL_INKIND	\$0	\$0	\$0	\$0	\$0	\$0	\$0	\$0	\$0	\$0	
		L_BETTERMENT	\$38,333,979	\$0	\$0	\$0	\$0	\$0	\$38,333,979	\$0	\$0	\$38,333,979	
		ST_BONDS_MVC	\$55,800,000	\$0	\$0	\$0	\$0	\$0	\$55,800,000	\$0	\$55,800,000	\$0	
		ST_CHF_TIF	\$193,845,199	\$0	\$0	\$0	\$0	\$0	\$193,845,199	\$0	\$193,845,199	\$0	
		ST_CONST	\$500,000	\$0	\$0	\$0	\$0	\$0	\$500,000	\$0	\$500,000	\$0	
		ST_GF_CHN	\$128,755,865	\$0	\$0	\$0	\$0	\$0	\$128,755,865	\$0	\$128,755,865	\$0	
		ST_GF_TIF	\$7,500,000	\$0	\$0	\$0	\$0	\$0	\$7,500,000	\$0	\$7,500,000	\$0	
		ST_TIF	\$12,438,674	\$5,235,763	\$2,266,342	\$0	\$0	\$0	\$19,940,779	\$0	\$19,940,779	\$0	
		Total	\$437,173,716	\$5,235,763	\$2,266,342	\$0	\$0	\$0	\$444,675,822	\$0	\$406,341,843	\$38,333,979	
SALT L	12587	Undr Const	S-I15-7(324)297	MULT	I-15; SB 12300 South to SR-201				Upgrade Existing Interchange				
		Adv Dt: 09/06/17			I-15; MP 297.28 - 299.05 & I-15; MP 291.40 - 304.50								
		ST_ATMS	\$0	\$0	\$0	\$0	\$0	\$0	\$0	\$0	\$0	\$0	
		ST_ATMS_AM	\$309,000	\$0	\$0	\$0	\$0	\$0	\$309,000	\$0	\$309,000	\$0	
		ST_BRIDGE	\$10,800,000	\$0	\$0	\$0	\$0	\$0	\$10,800,000	\$0	\$10,800,000	\$0	
		ST_INS-RECOV	\$300,000	\$0	\$0	\$0	\$0	\$0	\$300,000	\$0	\$300,000	\$0	
		ST_PVMT_LV2	\$495,000	\$0	\$0	\$0	\$0	\$0	\$495,000	\$0	\$495,000	\$0	
		ST_T&S_FUND	\$300,000	\$0	\$0	\$0	\$0	\$0	\$300,000	\$0	\$300,000	\$0	
		ST_TIF	\$192,140,006	\$6,659,994	\$0	\$0	\$0	\$0	\$198,800,000	\$0	\$198,800,000	\$0	
		ST_TIF_SB229	\$0	\$0	\$0	\$0	\$0	\$0	\$0	\$0	\$0	\$0	
		Total	\$204,344,006	\$6,659,994	\$0	\$0	\$0	\$0	\$211,004,000	\$0	\$211,004,000	\$0	
SALT L	13114	Undr Const	F-0089(392)0	MULT	9270 South & State Street; 150 East to State St.				Intersection Improvements				
		Adv Dt: 11/07/20			US-89; MP 366.42 - 366.62 & 9270 South between State St. to 150 East; Length = 0.280 Miles								
		LOCAL_GOV	\$92,448	\$0	\$0	\$0	\$0	\$0	\$92,448	\$0	\$0	\$92,448	
		STP_URB_SL	\$7,135,046	\$96,954	\$0	\$0	\$0	\$0	\$7,232,000	\$6,742,394	\$0	\$489,606	
		Total	\$7,227,494	\$96,954	\$0	\$0	\$0	\$0	\$7,324,448	\$6,742,394	\$0	\$582,055	



DRAFT

DRAFT STIP

UDOT electronic Program Management

Statewide Transportation Improvement Program



STIP 2022-2027

Report Run on: Aug 30, 2021, 09:13 A.M.

epm345_stip_report (Rev 1716)

Region	PIN	Status	Project No.	Rt. Beg Len	PIN Description / Project Location				Concept Description			
		Fund	Prior	2022	2023	2024	2025	CD	Total	Fed Aid	State	Other
Salt Lake County Projects												
SALT L	14945	Awarded	F-LC35(306)	MULT	Midas Creek Trail over Welby Jacob Canal				Transportation Alternatives			
		Adv Dt: 02/20/21			Sec 1 completes a gap, Sec 2 Bridge over Welby Jacobs Canal, Sec 3 will extend trail to 4000 West							
		LOCAL_GOV		\$0	\$118,963	\$0	\$0	\$0	\$118,963	\$0	\$0	\$118,963
		LOCAL_MATCH		\$0	\$14,689	\$0	\$0	\$0	\$14,689	\$0	\$0	\$14,689
		TAP_URB_WFRC	\$202,285	\$0	\$0	\$0	\$0	\$0	\$202,285	\$202,285	\$0	\$0
		Total	\$202,285	\$133,652	\$0	\$0	\$0	\$0	\$335,937	\$202,285	\$0	\$133,652
SALT L	16922	Scoping	F-2104(1)1	MULT	7000 South; 1300 West to Bangerter Highway - Study				Document EA/EIS			
		Will Not Adv			Cnty:FA-2104; MP 1.24 - 3.19 & Cnty:FA-2104; MP 3.19 - 3.19							
		LOCAL_GOV	\$0	\$0	\$0	\$0	\$0	\$927,384	\$927,384	\$0	\$0	\$927,384
		STP_URB_SL	\$0	\$0	\$0	\$0	\$0	\$1,072,616	\$1,072,616	\$1,000,000	\$0	\$72,616
		Total	\$0	\$0	\$0	\$0	\$0	\$2,000,000	\$2,000,000	\$1,000,000	\$0	\$1,000,000
SALT L	16943	Scoping	F-2038(1)1	MULT	14600 South; Railroad Bridge to Redwood Bike/ Ped				Pedestrian/Bike facility			
		To Be Adv Dt: 10/31/22			Cnty:FA-2038; MP .92 - 2.17 & Cnty:FA-2038; MP 2.17 - 2.17							
		CMAQ_WFRC	\$0	\$0	\$0	\$0	\$0	\$1,142,000	\$1,142,000	\$1,064,687	\$0	\$77,313
SALT L	17842	Scoping	F-R299(344)	MULT	Midvalley Connector BRT; Atherton DR to 2700 W				UTA/Transit			
		To Be Adv Dt: 02/29/24			SR-266; MP .27 - 1.71 & SR-266; MP .00 - .27 & Cnty:FA-2240; MP 3.50 - 3.74							
		CMAQ_PM2.5	\$0	\$0	\$0	\$2,145,232	\$0	\$0	\$2,145,232	\$2,000,000	\$0	\$145,232
		FTASEC_5309	\$0	\$0	\$0	\$0	\$0	\$80,687,500	\$80,687,500	\$64,550,000	\$16,137,500	\$0
		LOCAL_GOV	\$0	\$0	\$0	\$0	\$0	\$11,000,000	\$11,000,000	\$0	\$0	\$11,000,000
		LOCAL_INKIND	\$0	\$0	\$0	\$0	\$0	\$4,650,000	\$4,650,000	\$0	\$0	\$4,650,000
		ST_TTIF	\$0	\$22,800,000	\$0	\$0	\$0	\$0	\$22,800,000	\$0	\$22,800,000	\$0
		Total	\$0	\$22,800,000	\$0	\$2,145,232	\$0	\$96,337,500	\$121,282,732	\$66,550,000	\$38,937,500	\$15,795,232
SALT L	18818	STIP	F-R299(392)	MULT	TSP/ Preemption for Transit, Freight, & Snow Plows				ATMS			
		To Be Adv Dt:			SR-172; MP 4.00 - 9.22 & Cnty:FA-2386; MP .00 - .28 & Cnty:FA-2358; MP .00 - .33 & SR-111; MP .00 - 10.60 & SR-71; MP .00 - .00 & SR-71; MP .00 - 22.47 & SR-71; MP .00 - .00							
		STP_URB_SL	\$0	\$0	\$0	\$0	\$0	\$690,000	\$690,000	\$643,287	\$46,713	\$0
SALT L	18819	STIP	F-R299(393)	MULT	TSP/ Preemption Equipment for Transit Vehicles				UTA/Transit			
		To Be Adv Dt:			SR-172; MP 4.03 - 9.22 & Cnty:FA-2386; MP .00 - .30 & SR-111; MP .00 - 10.60 & SR-71; MP .00 - 22.47 & Cnty:FA-2358; MP .00 - .33							
		STP_URB_SL	\$0	\$0	\$0	\$0	\$0	\$255,000	\$255,000	\$237,737	\$0	\$17,264
SALT L	16382	Funding	NEWPROJ(16382)	MULT	Bangerter Highway @ 9800 S & 4700 S				Upgrade Existing At-Grade Intersection			
		To Be Adv Dt:			SR-154; MP 16.50 - 17.40 & SR-154; MP 10.04 - 10.68							
NEW		ST_TIF	\$0	\$2,000,000	\$15,000,000	\$65,000,000	\$75,000,000	\$3,000,000	\$160,000,000	\$0	\$160,000,000	\$0
SALT L	19569	Funding	NEWPROJ(19569)	MULT	Traffic Signal Priority/Preemption				Detection			
		To Be Adv Dt:			SR-266; MP .00 - 8.12 & SR-173; MP 1.67 - 5.03 & SR-173; MP 7.26 - 9.27 & SR-48; MP .00 - 2.00 & Cnty:FA-2161; MP 3.20 - 4.25 & SR-48; MP .00 - .00 & Cnty:FA-2036; MP 1.06 - 3.24							
NEW		STP_URB_SL	\$0	\$0	\$0	\$0	\$0	\$790,000	\$790,000	\$736,517	\$53,483	\$0



DRAFT

DRAFT STIP

UDOT electronic Program Management

Statewide Transportation Improvement Program



STIP 2022-2027

epm345_stip_report (Rev 1716)

Report Run on: Aug 30, 2021, 09:13 A.M.

Region	PIN	Status	Project No.	Rt. Beg Len	PIN Description / Project Location				Concept Description			
		Fund	Prior	2022	2023	2024	2025	CD	Total	Fed Aid	State	Other
Salt Lake County Projects												
SALT L	19629	Funding	NEWPROJ(19629)	MULT	TSP Project ; SR-266, 5400 So., SR-48				Detection			
		To Be Adv Dt:			Cnty:FA-2161; MP 1.01 - 4.25 & SR-173; MP 1.69 - 5.04 & SR-48; MP .00 - 2.00 & Cnty:FA-2161; MP .00 - 1.02 & Cnty:FA-2034; MP 3.18 - 3.50 & Cnty:FA-2034; MP 2.62 - 3.17 & SR-266; MP .00 - 8.12 & Cnty:FA-2161; MP 4.25 - 4.25							
NEW		STP_URB_SL		\$0	\$0	\$0	\$0	\$790,000	\$790,000	\$736,517	\$53,483	\$0
SALT L	19634	Funding	NEWPROJ(19634)	MULT	NB Acceleration Lane from Rosecrest Rd to MVC				Adding a lane/shoulder			
		To Be Adv Dt:			SR-85; MP 6.56 - 6.66							
NEW		LOCAL_GOV		\$0	\$0	\$0	\$0	\$5,000	\$5,000	\$0	\$0	\$5,000
		STP_URB_SL		\$0	\$0	\$0	\$0	\$1,594,600	\$1,594,600	\$1,486,646	\$107,954	\$0
		Total		\$0	\$0	\$0	\$0	\$1,599,600	\$1,599,600	\$1,486,646	\$107,954	\$5,000
SALT L	19678	Funding	NEWPROJ(19678)	MULT	Point of the Mountain Transit Environmental Study				UTA/Transit			
		To Be Adv Dt:			https://www.rideuta.com/About-UTA/Active-Projects/Point-of-the-Mountain-Transit-Study							
NEW		LOCAL_GOV		\$0	\$0	\$0	\$0	\$5,854,768	\$5,854,768	\$0	\$0	\$5,854,768
		STP_URB_SL		\$0	\$0	\$0	\$0	\$2,145,232	\$2,145,232	\$2,000,000	\$0	\$145,232
		Total		\$0	\$0	\$0	\$0	\$8,000,000	\$8,000,000	\$2,000,000	\$0	\$6,000,000
SALT L	13149	Undr Const	S-0085(9)	OTHER	SR-85, MVC; 4100 South to SR-201				New Capacity			
		Adv Dt: 06/26/18			New Mountain View Corridor Alignment							
		LOCAL_GOV		\$0	\$0	\$0	\$0	\$0	\$0	\$0	\$0	\$0
		L_BETTERMENT		\$3,099,549	\$112,645	\$0	\$0	\$0	\$3,212,194	\$0	\$0	\$3,212,194
		OTHER		\$0	\$37,298	\$0	\$0	\$0	\$37,298	\$0	\$0	\$37,298
		ST_CONT_R2		\$0	\$0	\$0	\$0	\$0	\$0	\$0	\$0	\$0
		ST_TIF		\$304,088,672	\$40,911,328	\$10,000,000	\$0	\$0	\$355,000,000	\$0	\$355,000,000	\$0
		Total		\$307,188,221	\$41,061,271	\$10,000,000	\$0	\$0	\$358,249,492	\$0	\$355,000,000	\$3,249,492
SALT L	15670	Undr Const	S-R299(261)	OTHER	Porter Rockwell (Bridge)				New Capacity			
		Adv Dt: 01/22/20			NA							
		L_BETTERMENT		\$96,017	\$0	\$0	\$0	\$0	\$96,017	\$0	\$0	\$96,017
		ST_TIF		\$20,084,548	\$23,915,452	\$0	\$0	\$0	\$44,000,000	\$0	\$44,000,000	\$0
		Total		\$20,180,565	\$23,915,452	\$0	\$0	\$0	\$44,096,017	\$0	\$44,000,000	\$96,017
SALT L	18885	Scoping	F-R299(401)	OTHER	Northwest Quadrant West Rail Project				Freight			
		Will Not Adv			New Salt Lake Garfield and Western Rail Line							
		FA_INFRA@100		\$0	\$13,647,228	\$0	\$0	\$0	\$13,647,228	\$13,647,228	\$0	\$0
		OTHER		\$0	\$9,157,259	\$0	\$0	\$0	\$9,157,259	\$0	\$0	\$9,157,259
		Total		\$0	\$22,804,487	\$0	\$0	\$0	\$22,804,487	\$13,647,228	\$0	\$9,157,259
SALT L	18969	Scoping	S-R299(405)	OTHER	7300 West Corridor Study				Planning			
		Will Not Adv			This study is to find a new route for the extension of SR-111.							
		ST_SB115		\$109,082	\$190,918	\$0	\$0	\$0	\$300,000	\$0	\$300,000	\$0



DRAFT

DRAFT STIP

UDOT electronic Program Management

Statewide Transportation Improvement Program



STIP 2022-2027

Report Run on: Aug 30, 2021, 09:13 A.M.

epm345_stip_report (Rev 1716)

Region	PIN	Status	Project No.	Rt. Beg Len	PIN Description / Project Location				Concept Description			
		Fund	Prior	2022	2023	2024	2025	CD	Total	Fed Aid	State	Other
Salt Lake County Projects												
SALT L	19466	Scoping	S-R299(412)	OTHER	Parley's Trail Gap Project				Local/MPO/Other Agency Pass-Through			
		Will Not Adv			Parley's Trail Gap							
		L_PASS_MATCH		\$0	\$625,000	\$0	\$0	\$0	\$625,000	\$0	\$0	\$625,000
		ST_GF_SB3		\$0	\$0	\$0	\$0	\$0	\$0	\$0	\$0	\$0
		ST_TIF_ACT		\$0	\$2,500,000	\$0	\$0	\$0	\$2,500,000	\$0	\$2,500,000	\$0
		Total		\$0	\$3,125,000	\$0	\$0	\$0	\$3,125,000	\$0	\$2,500,000	\$625,000
SALT L	19472	Scoping	S-R299(416)	OTHER	SR-111; Herriman Pkwy to 11800 S				New Capacity			
		To Be Adv Dt: 04/20/23			7300 W; Herriman Pkwy to 11800 S							
		ST_TIF_HB433		\$0	\$2,000,000	\$3,000,000	\$37,000,000	\$0	\$8,000,000	\$50,000,000	\$0	\$50,000,000
SALT L	19736	STIP	S-R299(426)	OTHER	U&SL Canal SUP; Midway Dr to 6200 S				Transportation Alternatives			
		To Be Adv Dt:			U&SL Canal SUP							
		L_PASS_MATCH		\$0	\$680,000	\$0	\$0	\$0	\$680,000	\$0	\$0	\$680,000
		ST_TIF_ACT		\$0	\$2,720,000	\$0	\$0	\$0	\$2,720,000	\$0	\$2,720,000	\$0
		Total		\$0	\$3,400,000	\$0	\$0	\$0	\$3,400,000	\$0	\$2,720,000	\$680,000
SALT L	8599	Scoping	NEWPROJECT-0027()	OTHER	TRANSIT ORIENTED DEVELOPMENT @ 1000 SO. TRAX STA.							
		Will Not Adv			TRANSIT ORIENTED DEVELOPMENT (TOD) @ 10000 SOUTH TRAX STA.							
		STP_URB_SL		\$0	\$0	\$0	\$0	\$0	\$0	\$0	\$0	\$0
		TFER_2_UTA		\$0	\$2,681,540	\$0	\$0	\$0	\$2,681,540	\$2,500,000	\$181,540	\$0
		Total		\$0	\$2,681,540	\$0	\$0	\$0	\$2,681,540	\$2,500,000	\$181,540	\$0
SALT L	8601	Scoping	F-0210(16)0	OTHER	1 WASATCH BOULEVARD & 7650 SOUTH							
		To Be Adv Dt: 12/02/21			WASATCH BOULEVARD & 7650 SOUTH							
		CMAQ_PM2.5		\$130,000	\$0	\$0	\$0	\$0	\$130,000	\$121,199	\$0	\$8,801
		CMAQ_WFRC		\$0	\$0	\$0	\$0	\$0	\$0	\$0	\$0	\$0
		STP_URB_SL		\$0	\$1,227,503	\$0	\$0	\$0	\$1,227,503	\$1,144,401	\$83,102	\$0
		Total		\$130,000	\$1,227,503	\$0	\$0	\$0	\$1,357,503	\$1,265,600	\$83,102	\$8,801
SALT L	14939	Scoping	F-LC35(300)	OTHER	SLC Emigration Creek Trail; Connor St - Wasatch Dr				Transportation Alternatives			
		To Be Adv Dt: 03/09/23			Bonneville Golf Course between Connor Street and Wasatch Drive							
		CMAQ_WFRC		\$0	\$0	\$447,000	\$0	\$0	\$447,000	\$447,000	\$0	\$0
		LOCAL_GOV'T		\$0	\$0	\$32,700	\$0	\$0	\$32,700	\$0	\$0	\$32,700
		Total		\$0	\$0	\$479,700	\$0	\$0	\$479,700	\$447,000	\$0	\$32,700
SALT L	14949	Awarded	F-LC35(310)	OTHER	Taylorsville Regional Trail; 5140 So to 5400 So				Transportation Alternatives			
		Adv Dt: 06/26/21			TAYLORSVILLE REGIONAL TRAIL; 5140 South to 5400 South, MP 0.00 to MP 0.4023; LENGTH 0.4023 MILES							
		LOCAL_GOV'T		\$0	\$434,433	\$0	\$0	\$0	\$434,433	\$0	\$0	\$434,433
		TAP_URB_WFRC		\$268,502	\$0	\$0	\$0	\$0	\$268,502	\$268,502	\$0	\$0
		Total		\$268,502	\$434,433	\$0	\$0	\$0	\$702,935	\$268,502	\$0	\$434,433



DRAFT
DRAFT STIP

UDOT electronic Program Management Statewide Transportation Improvement Program



STIP 2022-2027

epm345_stip_report (Rev 1716)

Report Run on: Aug 30, 2021, 09:13 A.M.

Region	PIN	Status	Project No.	Rt. Beg Len	PIN Description / Project Location				Concept Description				
		Fund	Prior	2022	2023	2024	2025	CD	Total	Fed Aid	State	Other	
Salt Lake County Projects													
SALT L	14952	Scoping	F-LC35(313)	OTHER	Beck Street Protected Bicycle Facility Design				Pedestrian/Bicycle Safety				
		Will Not Adv			Beck Street bicycle lanes in SLC between Chicago St and the existing shared use path on the frontage road								
		LOCAL_GOV		\$0	\$0	\$0	\$0	\$0	\$0	\$0	\$0	\$0	
		TAP_URB_WFRC		\$55,400	\$0	\$0	\$0	\$0	\$55,400	\$51,649	\$0	\$3,751	
		Total		\$55,400	\$0	\$0	\$0	\$0	\$55,400	\$51,649	\$0	\$3,751	
SALT L	15912	Scoping	F-LC35(315)	OTHER	2810 South at 8000 West Realignment - Magna				Intersection Modification				
		To Be Adv Dt: 12/20/22			2810 South at 8000 West from 8000 West to 8058 West								
		LOCAL_GOV		\$0	\$0	\$710,340	\$0	\$0	\$710,340	\$0	\$0	\$710,340	
		STP_URB_SL		\$0	\$0	\$1,290,560	\$0	\$0	\$1,290,560	\$1,203,189	\$0	\$87,371	
		Total		\$0	\$0	\$2,000,900	\$0	\$0	\$2,000,900	\$1,203,189	\$0	\$797,711	
SALT L	15913	Undr Const	F-LC35(316)	OTHER	4150 West from Majestic Rise Parkway to 12600 So.				New Capacity				
		Adv Dt: 08/22/20			4150 West from Majestic Rise Parkway (13200 So) to 12600 South								
		LOCAL_GOV		\$0	\$131,423	\$0	\$0	\$0	\$131,423	\$0	\$0	\$131,423	
		LOCAL_INKIND		\$0	\$192,802	\$0	\$0	\$0	\$192,802	\$0	\$0	\$192,802	
		STP_URB_SL		\$6,649,389	\$0	\$0	\$0	\$0	\$6,649,389	\$6,199,225	\$0	\$450,164	
		Total		\$6,649,389	\$324,225	\$0	\$0	\$0	\$6,973,614	\$6,199,225	\$0	\$774,389	
SALT L	15918	Scoping	F-R299(271)	OTHER	UTA Locomotive Over Haul				UTA/Transit				
		Will Not Adv			UTA Frontrunner Station								
		CMAQ_PM2.5		\$0	\$0	\$0	\$0	\$0	\$0	\$0	\$0	\$0	
		CMAQ_WFRC		\$0	\$0	\$0	\$0	\$0	\$0	\$0	\$0	\$0	
		LOCAL_GOV		\$0	\$1,257,999	\$0	\$0	\$0	\$1,257,999	\$0	\$0	\$1,257,999	
		TFER_2_UTA		\$0	\$2,258,001	\$0	\$0	\$0	\$2,258,001	\$2,105,134	\$0	\$152,867	
		Total		\$0	\$3,516,000	\$0	\$0	\$0	\$3,516,000	\$2,105,134	\$0	\$1,410,866	
SALT L	15919	Scoping	F-R299(272)	OTHER	Salt Lake County Signal Interconnect - UDOT TOC				Traffic Signal Coordination				
		To Be Adv Dt: 03/06/23			Signal Interconnect - UDOT TOC								
		CMAQ_WFRC		\$0	\$0	\$965,354	\$0	\$0	\$965,354	\$900,000	\$0	\$65,354	
		LOCAL_GOV		\$0	\$0	\$643,246	\$0	\$0	\$643,246	\$0	\$0	\$643,246	
		Total		\$0	\$0	\$1,608,600	\$0	\$0	\$1,608,600	\$900,000	\$0	\$708,600	
SALT L	15920	Scoping	F-R299(273)	OTHER	Salt Lake City Traffic Signal Synchronization				Traffic Signal Coordination				
		To Be Adv Dt: 03/06/23			349 South 200 East								
		CMAQ_WFRC		\$0	\$0	\$997,533	\$0	\$0	\$997,533	\$930,000	\$0	\$67,533	
		LOCAL_GOV		\$0	\$0	\$2,467	\$0	\$0	\$2,467	\$0	\$0	\$2,467	
		Total		\$0	\$0	\$1,000,000	\$0	\$0	\$1,000,000	\$930,000	\$0	\$70,000	
SALT L	15925	Scoping	F-R299(274)	OTHER	'Utah & Salt Lake Canal Trail Extension				Pedestrian/Bicycle Safety				
		To Be Adv Dt: 03/07/22			'Utah & Salt Lake Canal Trail Extension from Mountain View Corridor Trail to 6400 West								
		TAP_URB_WFRC		\$0	\$291,000	\$0	\$0	\$0	\$291,000	\$271,299	\$0	\$19,701	



DRAFT

DRAFT STIP

UDOT electronic Program Management

Statewide Transportation Improvement Program



STIP 2022-2027

Report Run on: Aug 30, 2021, 09:13 A.M.

epm345_stip_report (Rev 1716)

Region	PIN	Status	Project No.	Rt. Beg Len	PIN Description / Project Location			Concept Description				
		Fund	Prior	2022	2023	2024	2025	CD	Total	Fed Aid	State	Other
Salt Lake County Projects												
SALT L	15928	Scoping	F-R299(277)	OTHER	Update Bike Cars on FrontRunner			Pedestrian/Bicycle Safety				
		Will Not Adv			Update Bike Cars on FrontRunner, This request is for new bike racks on 10 of UTA's 16 FrontRunner bike cars.							
		TAP_URB_WFRC		\$0	\$0	\$0	\$0	\$0	\$0	\$0	\$0	\$0
		TFER_2_UTA		\$0	\$194,800	\$0	\$0	\$0	\$0	\$194,800	\$181,612	\$13,188
		Total		\$0	\$194,800	\$0	\$0	\$0	\$0	\$194,800	\$181,612	\$13,188
SALT L	15929	Scoping	F-R299(278)	OTHER	'Salt Lake County Bicycle Counters - SL Valley			Pedestrian/Bicycle Safety				
		To Be Adv Dt: 11/30/21			Salt Lake County Bicycle Counters - Salt Lake Valley Metro Area							
		LOCAL_GOV		\$0	\$0	\$0	\$0	\$0	\$0	\$0	\$0	\$0
		TAP_URB_WFRC		\$45,000	\$169,523	\$0	\$0	\$0	\$0	\$214,523	\$200,000	\$14,523
		Total		\$45,000	\$169,523	\$0	\$0	\$0	\$0	\$214,523	\$200,000	\$14,523
SALT L	15936	Active	S-LC35(322)	OTHER	8600 South; 5600 West to 6000 West			New Bridge/Bridge Replacement				
		To Be Adv Dt: 03/02/22			8600 South Bridge over Mountain View Corridor from 5600 West to 6000 West							
		LOCAL_GOV		\$533,518	\$438,486	\$0	\$0	\$7,027,996	\$8,000,000	\$0	\$0	\$8,000,000
		STP_URB_SL		\$0	\$0	\$0	\$0	\$0	\$0	\$0	\$0	\$0
		ST_TIF		\$0	\$4,000,000	\$0	\$0	\$0	\$4,000,000	\$0	\$4,000,000	\$0
		Total		\$533,518	\$4,438,486	\$0	\$0	\$7,027,996	\$12,000,000	\$0	\$4,000,000	\$8,000,000
SALT L	16932	Scoping	F-LC35(321)	OTHER	University of Utah Hospital Stop Expansion			UTA/Transit				
		Will Not Adv			Extend the existing Bus Bays and Bus Parking area							
		STP_URB_SL		\$0	\$0	\$0	\$0	\$0	\$0	\$0	\$0	\$0
		TFER_2_UTA		\$0	\$399,400	\$0	\$0	\$0	\$399,400	\$372,361	\$27,039	\$0
		Total		\$0	\$399,400	\$0	\$0	\$0	\$399,400	\$372,361	\$27,039	\$0
SALT L	17868	Scoping	F-R299(346)	OTHER	Utah & Salt Lake Canal Trail, Phase 5			Transportation Alternatives				
		To Be Adv Dt: 03/24/22			7200 West (West Valley City) - northwest to the Elk Run Subdivision in the Magna Metro Township							
		LOCAL_GOV		\$0	\$3,465	\$0	\$0	\$0	\$3,465	\$0	\$0	\$3,465
		TAP_URB_WFRC		\$0	\$96,535	\$0	\$0	\$0	\$96,535	\$90,000	\$0	\$6,535
		Total		\$0	\$100,000	\$0	\$0	\$0	\$100,000	\$90,000	\$0	\$10,000
SALT L	18817	STIP	F-R299(391)	OTHER	UTA - On-Board Technology System			Data System Development/Enhancement				
		To Be Adv Dt:			UTA - 669 West 200 South, Salt Lake City, Utah 84101							
		LOCAL_GOV		\$0	\$0	\$0	\$0	\$4,463,692	\$4,463,692	\$0	\$0	\$4,463,692
		STP_URB_SL		\$0	\$0	\$0	\$0	\$536,308	\$536,308	\$500,000	\$0	\$36,308
		Total		\$0	\$0	\$0	\$0	\$5,000,000	\$5,000,000	\$500,000	\$0	\$4,500,000
SALT L	18824	STIP	F-LC35(324)	OTHER	9000 South; New Bingham Highway to SR-111			New Capacity				
		To Be Adv Dt:			9000 South from New Bingham Highway to SR-111							
		LOCAL_GOV		\$0	\$0	\$0	\$0	\$11,957,052	\$11,957,052	\$0	\$0	\$11,957,052
		STP_URB_SL		\$0	\$0	\$0	\$0	\$3,217,848	\$3,217,848	\$3,000,000	\$0	\$217,848
		Total		\$0	\$0	\$0	\$0	\$15,174,900	\$15,174,900	\$3,000,000	\$0	\$12,174,900



DRAFT

DRAFT STIP

UDOT electronic Program Management

Statewide Transportation Improvement Program



STIP 2022-2027

epm345_stip_report (Rev 1716)

Report Run on: Aug 30, 2021, 09:13 A.M.

Region	PIN	Status	Project No.	Rt. Beg Len	PIN Description / Project Location				Concept Description				
		Fund	Prior	2022	2023	2024	2025	CD	Total	Fed Aid	State	Other	
Salt Lake County Projects													
SALT L	18827	Scoping	F-LC35(323)	OTHER	3800 South Skyline HS; Virginia Way to Birch Drive				Intersection Modification				
		To Be Adv Dt: 01/25/22											
		LOCAL_GOV		\$0	\$150,000	\$0	\$0	\$0	\$150,000	\$0	\$0	\$150,000	
		STP_URB_SL		\$400,000	\$1,532,000	\$0	\$0	\$0	\$1,932,000	\$1,801,204	\$0	\$130,796	
		Total		\$400,000	\$1,682,000	\$0	\$0	\$0	\$2,082,000	\$1,801,204	\$0	\$280,796	
SALT L	18832	STIP	F-R299(390)	OTHER	On Route Electric Bus Charging Infrastructure				UTA/Transit				
		To Be Adv Dt:											
		CMAQ_WFRC		\$0	\$0	\$0	\$0	\$2,681,540	\$2,681,540	\$2,500,000	\$0	\$181,540	
		LOCAL_GOV		\$0	\$0	\$0	\$0	\$318,460	\$318,460	\$0	\$0	\$318,460	
		Total		\$0	\$0	\$0	\$0	\$3,000,000	\$3,000,000	\$2,500,000	\$0	\$500,000	
SALT L	18837	STIP	F-LC35(325)	OTHER	Kensington East-West Neighborhood Byway				Transportation Alternatives				
		To Be Adv Dt:											
		LOCAL_GOV		\$0	\$216,815	\$0	\$0	\$0	\$216,815	\$0	\$0	\$216,815	
		TAP_URB_WFRC		\$0	\$321,785	\$0	\$0	\$0	\$321,785	\$300,000	\$0	\$21,785	
		Total		\$0	\$538,600	\$0	\$0	\$0	\$538,600	\$300,000	\$0	\$238,600	
SALT L	18838	Active	F-LC35(326)	OTHER	8425 South Sidewalk				Transportation Alternatives				
		To Be Adv Dt: 12/29/21											
		LOCAL_GOV		\$0	\$49,901	\$0	\$0	\$0	\$49,901	\$0	\$0	\$49,901	
		TAP_URB_WFRC		\$173,268	\$173,032	\$0	\$0	\$0	\$346,299	\$322,855	\$0	\$23,444	
		Total		\$173,268	\$222,932	\$0	\$0	\$0	\$396,200	\$322,855	\$0	\$73,345	
SALT L	19683	Funding	NEWPROJ(19683)	OTHER	Electrified Truck Parking Facility John Glenn Rd				Other				
		To Be Adv Dt:											
NEW		CMAQ_WFRC		\$0	\$0	\$0	\$0	\$2,588,000	\$2,588,000	\$2,412,792	\$0	\$175,208	
		LOCAL_GOV		\$0	\$0	\$0	\$0	\$7,093,992	\$7,093,992	\$0	\$0	\$7,093,992	
		Total		\$0	\$0	\$0	\$0	\$9,681,992	\$9,681,992	\$2,412,792	\$0	\$7,269,200	
SALT L	19686	Funding	NEWPROJ(19686)	OTHER	Kensington East-West Neighborhood Byway (Phase 2)				Pedestrian/Bike facility				
		To Be Adv Dt:											
NEW		LOCAL_GOV		\$0	\$0	\$0	\$0	\$212,484	\$212,484	\$0	\$0	\$212,484	
		TAP_URB_WFRC		\$0	\$0	\$0	\$0	\$375,416	\$375,416	\$350,000	\$0	\$25,416	
		Total		\$0	\$0	\$0	\$0	\$587,900	\$587,900	\$350,000	\$0	\$237,900	
SALT L	19689	Funding	NEWPROJ(19689)	OTHER	TRAX Rail Trail Design				Concept Development				
		To Be Adv Dt:											
NEW		LOCAL_GOV		\$0	\$0	\$0	\$0	\$31,286	\$31,286	\$0	\$0	\$31,286	
		TAP_URB_WFRC		\$0	\$0	\$0	\$0	\$128,714	\$128,714	\$120,000	\$0	\$8,714	
		Total		\$0	\$0	\$0	\$0	\$160,000	\$160,000	\$120,000	\$0	\$40,000	
SALT L	3616	Active	SP-0182(1)0		Mountain View Corridor Presevation								
		Will Not Adv											
		ST_CORR_PRES		\$69,863,636	\$13,840	\$0	\$0	\$0	\$69,877,476	\$0	\$69,877,476	\$0	



DRAFT

DRAFT STIP

UDOT electronic Program Management

Statewide Transportation Improvement Program



STIP 2022-2027

epm345_stip_report (Rev 1716)

Report Run on: Aug 30, 2021, 09:13 A.M.

Region	PIN	Status	Project No.	Rt. Beg Len	PIN Description / Project Location				Concept Description			
		Fund	Prior	2022	2023	2024	2025	CD	Total	Fed Aid	State	Other
Salt Lake County Projects												
SALT L	3904	Active Will Not Adv	SP-0071(14)4		700 East Corridor Corridor Preservation / Adv. Acquisition							
		ST_CORR_PRES	\$1,521,988	\$0	\$0	\$0	\$0	\$0	\$1,521,988	\$0	\$1,521,988	\$0
SALT L	4308	Active Will Not Adv	SP-9999(697)		Highland Drive Corridor Draper/Sandy to Highland Drive							
		ST_CORR_PRES	\$1,394,679	\$0	\$0	\$0	\$0	\$0	\$1,394,679	\$0	\$1,394,679	\$0
SALT L	4310	Active Will Not Adv	SP-0068(32)36		Redwood Road Corridor Redwood Road Corridor				Chip Seal			
		ST_CORR_PRES	\$949,302	\$0	\$0	\$0	\$0	\$0	\$949,302	\$0	\$949,302	\$0
SALT L	17374	Scoping To Be Adv Dt: 11/30/23	S-R299(312)		Cottonwood Canyons Rec Hot Spot Project Placeholde Placeholder for the Cottonwood Canyons Rec Hot Spot Project(s)				Operations/Maintenance			
		ST_TIF	\$9,506	\$2,576,508	\$33,500,000	\$12,237,986	\$0	\$0	\$48,324,000	\$0	\$48,324,000	\$0
SALT L	17414	Scoping Will Not Adv	S-R299(318)		Cottonwood Canyons Transportation Study Little Cottonwood Canyon & Big Cottonwood Canyons (and vice versa)				Study			
		ST_GF_HB3	\$0	\$0	\$0	\$0	\$0	\$0	\$0	\$0	\$0	\$0
		ST_TIF	\$0	\$0	\$0	\$0	\$0	\$2,000,000	\$2,000,000	\$0	\$2,000,000	\$0
		Total	\$0	\$0	\$0	\$0	\$0	\$2,000,000	\$2,000,000	\$0	\$2,000,000	\$0
SALT L	17916	Scoping Will Not Adv	S-R299(350)		Rail Access through I-80 in Western SL County Rail Access through I-80 in Western SL County				UTA/Transit			
		ST_TIF	\$174,314	\$75,686	\$0	\$0	\$0	\$0	\$250,000	\$0	\$250,000	\$0
SALT L	19561	Funding To Be Adv Dt:	NEWPROJ(19561)		MILL CREEK CANYON ROAD - UT FLAP SLA 10(1) MILL CREEK CANYON ROAD - Reconstruction of 10 miles of Mill Creek Canyon Road, including adding a 5' bike lane				Federal Lands Access Program			
NEW		FLHP	\$0	\$0	\$0	\$16,000,000	\$0	\$0	\$16,000,000	\$16,000,000	\$0	\$0
SALT L	11985	Scoping Will Not Adv	F-LC35(240)		Transportation and Land Use Connection Program Project Planning Support - Salt Lake County				Local/MPO/Other Agency Pass-Through			
		L_PASS_MATCH	\$76,973	\$178,636	\$0	\$0	\$0	\$0	\$255,609	\$0	\$0	\$255,609
		STP_URB_SL	\$0	\$0	\$0	\$0	\$0	\$0	\$0	\$0	\$0	\$0
		STP_URB_SL@1	\$2,965,076	\$605,568	\$623,735	\$642,447	\$0	\$1,343,292	\$6,180,118	\$6,180,118	\$0	\$0
		ST_STUDIES	\$0	\$309,350	\$0	\$0	\$0	\$0	\$309,350	\$0	\$309,350	\$0
		ST_TRANS_SOL	\$288,188	\$0	\$0	\$0	\$0	\$0	\$288,188	\$0	\$288,188	\$0
		Total	\$3,330,237	\$1,093,554	\$623,735	\$642,447	\$0	\$1,343,292	\$7,033,265	\$6,180,118	\$597,538	\$255,609
SALT L	13126	Scoping Will Not Adv	F-LC35(255)		Hillsborough Pond Park & Ride; Wasatch Blvd. Hillsborough Pond Park & Ride; Wasatch Blvd.				UTA/Transit			
		CMAQ_WFRC	\$0	\$0	\$0	\$892,350	\$0	\$892,350	\$1,784,700	\$1,663,876	\$0	\$120,824



DRAFT

DRAFT STIP

UDOT electronic Program Management

Statewide Transportation Improvement Program



STIP 2022-2027

epm345_stip_report (Rev 1716)

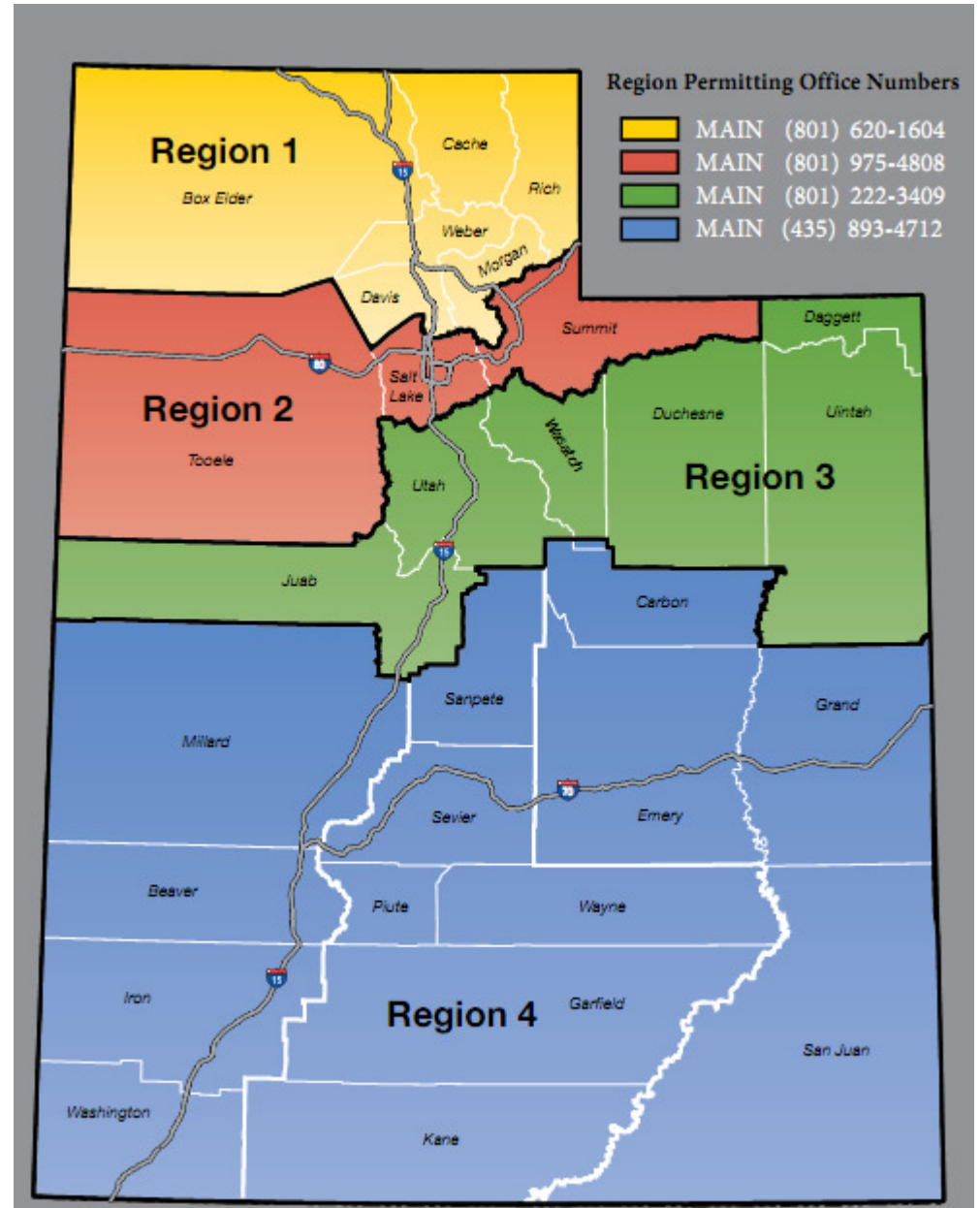
Report Run on: Aug 30, 2021, 09:13 A.M.

Region	PIN	Status	Project No.	Rt. Beg Len	PIN Description / Project Location				Concept Description			
		Fund	Prior	2022	2023	2024	2025	CD	Total	Fed Aid	State	Other
Salt Lake County Projects												
SALT L	13127	Scoping	F-LC35(256)		Depot District Service Center (DDSC): 669 W 200 So				UTA/Transit			
		Will Not Adv			Depot District Service Center (DDSC): 669 W 200 So							
		CMAQ_WFRC		\$0	\$0	\$0	\$0	\$0	\$0	\$0	\$0	\$0
		FTASEC_5309		\$0	\$0	\$0	\$0	\$0	\$0	\$0	\$0	\$0
		FTASEC_5339		\$0	\$0	\$0	\$0	\$0	\$0	\$0	\$0	\$0
		FTA_5339_80		\$0	\$0	\$0	\$0	\$0	\$0	\$0	\$0	\$0
		FTA_5339_80A		\$0	\$23,530,641	\$0	\$0	\$0	\$23,530,641	\$18,824,513	\$4,706,128	\$0
		FTA_5339_80B		\$0	\$17,000,000	\$0	\$0	\$0	\$17,000,000	\$13,600,000	\$3,400,000	\$0
		LOCAL_GOVT		\$0	\$43,700,287	\$0	\$0	\$0	\$43,700,287	\$0	\$0	\$43,700,287
		STP_URB_SL		\$0	\$0	\$0	\$0	\$0	\$0	\$0	\$0	\$0
		ST_GF_OTHER		\$0	\$7,500,000	\$2,500,000	\$0	\$0	\$10,000,000	\$0	\$10,000,000	\$0
		TFER_2_UTA		\$0	\$4,236,834	\$0	\$0	\$0	\$4,236,834	\$3,950,000	\$0	\$286,834
		Total		\$0	\$95,967,762	\$2,500,000	\$0	\$0	\$98,467,762	\$36,374,513	\$18,106,128	\$43,987,121
SALT L	13128	Scoping	F-LC35(257)		Park & Ride Smart Boards, Cottonwood Cnys				Traveler Information			
		To Be Adv Dt: 07/13/23			Park & Ride Smart Boards, Cottonwood Cnys							
		CMAQ_WFRC		\$0	\$0	\$321,785	\$385,115	\$0	\$0	\$706,900	\$659,043	\$47,857
SALT L	14035	Scoping	F-LC35(273)		Highland Drive EIS				Concept Development			
		Will Not Adv			Highland Drive EIS							
		STP_URB_SL		\$0	\$0	\$0	\$2,145,232	\$0	\$2,467,017	\$4,612,249	\$4,300,000	\$312,249
SALT L	14046	Scoping	F-LC35(279)		33/35 MAX Expansion and Optimization				UTA/Transit			
		Will Not Adv			33/35 MAX Expansion and Optimization							
		CMAQ_WFRC		\$0	\$0	\$0	\$0	\$0	\$0	\$0	\$0	\$0
		TFER_2_UTA		\$0	\$3,003,325	\$0	\$0	\$0	\$3,003,325	\$2,800,000	\$203,325	\$0
		Total		\$0	\$3,003,325	\$0	\$0	\$0	\$3,003,325	\$2,800,000	\$203,325	\$0
SALT L	14054	Scoping	F-LC35(285)		1300 South Bypass; 200 East to 200 West				Pedestrian/Bicycle Safety			
		To Be Adv Dt: 05/30/25			1300 South Bypass; 200 East to 200 West							
		TAP_URB_WFRC		\$0	\$347,528	\$0	\$0	\$0	\$347,528	\$324,000	\$0	\$23,528
SALT L	17493	Scoping	F-R299(320)		SLC Area Signal Detection Upgrade Phase II				Detection			
		To Be Adv Dt: 04/26/22			Phase II of the SL Co Signal Detection Upgrade							
		STP_URB_SL		\$150,000	\$1,285,168	\$0	\$0	\$0	\$1,435,168	\$1,338,007	\$0	\$97,161

Statewide

Projects that are included in programs often cross city and county lines and as a result, frequently include projects within the boundaries of one or more of the Metropolitan Planning Organizations (MPO).

The “Statewide County Projects” will identify projects and programs in each of the UDOT Regions across the state, but for programming and information are listed all together.





DRAFT

DRAFT STIP

UDOT electronic Program Management

Statewide Transportation Improvement Program



STIP 2022-2027

Report Run on: Aug 30, 2021, 09:13 A.M.

epm345_stip_report (Rev 1716)

Region	PIN	Status	Project No.	Rt. Beg Len	PIN Description / Project Location				Concept Description			
		Fund	Prior	2022	2023	2024	2025	CD	Total	Fed Aid	State	Other
Statewide County Projects												
STATEW	4677	Active	SP-9999(743)	OTHER	UDOT Wetland Mitigation Sites State Funded Project				UDOT Wetland Mitigation Sites State Funded Project			
		Will Not Adv										
		ST_APPROP	\$23,311	\$0	\$0	\$0	\$0	\$0	\$23,311	\$0	\$23,311	\$0
		ST_CONST	\$604	\$9,396	\$0	\$0	\$0	\$0	\$10,000	\$0	\$10,000	\$0
		Total	\$23,916	\$9,396	\$0	\$0	\$0	\$0	\$33,311	\$0	\$33,311	\$0
STATEW	5451	Active	SP-R299(13)		Various Locations Statewide				Various Locations Statewide			
		Will Not Adv										
		ST_CORR_PRES	\$1,388,251	\$426,946	\$0	\$0	\$0	\$0	\$1,815,198	\$0	\$1,815,198	\$0
STATEW	10903	Scoping	F-TPF-5(264)		Passive Force-Displacement for Skewed Abutments				Research			
		Will Not Adv										
		EM_2012_IBRD	\$25,000	\$0	\$0	\$0	\$0	\$0	\$25,000	\$25,000	\$0	\$0
		SPR_R_100%	\$375,000	\$0	\$0	\$0	\$0	\$0	\$375,000	\$375,000	\$0	\$0
		Total	\$400,000	\$0	\$0	\$0	\$0	\$0	\$400,000	\$400,000	\$0	\$0
STATEW	14378	Scoping	F-ST99(379)		Develop Long Range Plan Framework Using SHRP2 C01				Planning			
		To Be Adv Dt: 01/28/16										
		FA_SHRP2	\$300,000	\$0	\$0	\$0	\$0	\$0	\$300,000	\$300,000	\$0	\$0
		SPR_P	\$1,068,487	\$0	\$0	\$0	\$0	\$0	\$1,068,487	\$854,789	\$213,697	\$0
		Total	\$1,368,487	\$0	\$0	\$0	\$0	\$0	\$1,368,487	\$1,154,789	\$213,697	\$0
STATEW	14395	Active	S-ST99(380)		Property Inventory				Develop Documents			
		To Be Adv Dt: 03/07/16										
		ST_CONST	\$204,319	\$45,681	\$0	\$0	\$0	\$0	\$250,000	\$0	\$250,000	\$0
STATEW	14647	Scoping	S-ST99(394)		Statewide Storm Drain System and Outfall Mapping				Enviro. Mitigation/Storm Water Pollution/ etc			
		Will Not Adv										
		ST_CONST	\$22,110	\$412,890	\$0	\$0	\$0	\$0	\$435,000	\$0	\$435,000	\$0
STATEW	15004	Active	F-TPF-5(349)		2017 Pooled Fund Study, Western Alliance QTC				Research			
		Will Not Adv										
		OTHER	\$87,614	\$171,905	\$0	\$0	\$0	\$0	\$259,519	\$0	\$0	\$259,519
		SPR_P_100%	\$12,000	\$0	\$0	\$0	\$0	\$0	\$12,000	\$12,000	\$0	\$0
		SPR_R_100%	\$207,000	\$0	\$0	\$0	\$0	\$0	\$207,000	\$207,000	\$0	\$0
		ST_APPROP	\$12,000	\$0	\$0	\$0	\$0	\$0	\$12,000	\$0	\$12,000	\$0
		Total	\$318,614	\$171,905	\$0	\$0	\$0	\$0	\$490,519	\$219,000	\$12,000	\$259,519
STATEW	15017	Scoping	F-TPF-5(350)		TPF-5(350) Development of NGL				Research			
		Will Not Adv										
		LOCAL_GOV	\$0	\$0	\$0	\$0	\$0	\$0	\$0	\$0	\$0	\$0
		OTHER	\$9,645	\$30,355	\$0	\$0	\$0	\$0	\$40,000	\$0	\$0	\$40,000
		SPR_R_100%	\$100,000	\$0	\$0	\$0	\$0	\$0	\$100,000	\$100,000	\$0	\$0
		Total	\$109,645	\$30,355	\$0	\$0	\$0	\$0	\$140,000	\$100,000	\$0	\$40,000



DRAFT

DRAFT STIP

UDOT electronic Program Management

Statewide Transportation Improvement Program



STIP 2022-2027

epm345_stip_report (Rev 1716)

Report Run on: Aug 30, 2021, 09:13 A.M.

Region	PIN	Status	Project No.	Rt. Beg Len	PIN Description / Project Location				Concept Description			
		Fund	Prior	2022	2023	2024	2025	CD	Total	Fed Aid	State	Other
Statewide County Projects												
STATEW	15032	Active	S-ST99(417)		Wet Weather Monitoring				Drainage - Maint			
		Will Not Adv			Statewide ; Wet Water Sampling Project							
		ST_CODE_ONE		\$3,398	\$574,102	\$0	\$0	\$0	\$0	\$577,500	\$0	\$577,500
STATEW	15880	Scoping	S-ST99(480)		RECREATION & TOURISM PROGRAM DEVELOPMENT & ADMIN.				Develop Documents			
		Will Not Adv			Recreation & Tourism Program							
		ST_TIF		\$119,116	\$0	\$0	\$0	\$0	\$0	\$119,116	\$0	\$119,116
STATEW	16101	Scoping	F-ST99(500)		Highway Use Tax Evasion Project FY 2018- 2021				Annual Work Program			
		Will Not Adv			N/A							
		FA_MISC_100%		\$0	\$0	\$0	\$0	\$0	\$0	\$0	\$0	\$0
		STP_FLX_ST		\$574,400	\$0	\$0	\$0	\$0	\$0	\$574,400	\$574,400	\$0
		Total		\$574,400	\$0	\$0	\$0	\$0	\$0	\$574,400	\$574,400	\$0
STATEW	16761	Active	F-TPF-5(381)		TPF-5(381) Evaluation of Lateral Pile Resistance				Study			
		Will Not Adv			Study							
		SPR_P_100%		\$20,000	\$0	\$0	\$0	\$0	\$0	\$20,000	\$20,000	\$0
		SPR_R_100%		\$220,000	\$0	\$0	\$0	\$0	\$0	\$220,000	\$220,000	\$0
		Total		\$240,000	\$0	\$0	\$0	\$0	\$0	\$240,000	\$240,000	\$0
STATEW	17039	Scoping	S-ST99(561)		Document Controls for Project Delivery				Education			
		Will Not Adv			Document Controls for Project Delivery							
		ST_CONT_PG		\$1,110	\$0	\$0	\$0	\$0	\$0	\$1,110	\$0	\$1,110
		ST_T&S_FUND		\$34,507	\$165,493	\$0	\$0	\$0	\$0	\$200,000	\$0	\$200,000
		ST_TIF		\$248,880	\$3,120	\$0	\$0	\$0	\$0	\$252,000	\$0	\$252,000
		Total		\$284,497	\$168,613	\$0	\$0	\$0	\$0	\$453,110	\$0	\$453,110
STATEW	17049	Active	S-ST99(562)		UVISION - Statewide Planning Development				Staffing Support			
		Will Not Adv			UVISION - Statewide Planning Development							
		ST_PR		\$169,368	\$0	\$0	\$0	\$0	\$0	\$169,368	\$0	\$169,368
STATEW	17120	Active	F-ST99(567)		Measuring Multimodal Network Connectivity				Planning			
		Will Not Adv			Project Name - Measuring Multimodal Network Connectivity							
		FA_MISC		\$76,400	\$0	\$0	\$0	\$0	\$0	\$76,400	\$61,120	\$15,280
STATEW	17138	Active	F-ST99(568)		Freight Demand Modeling and Data Improvement				Planning			
		Will Not Adv			Freight Demand Modeling and Data Improvement - SHRP2							
		FA_SHRP2		\$142,237	\$0	\$0	\$0	\$0	\$0	\$142,237	\$142,237	\$0
STATEW	17279	Active	F-ST99(571)		MBDC AID Grant				Data System Development/Enhancement			
		Will Not Adv			The AID grant will be used to capture data from multiple MBDC pilots on roadway projects that have yet to be selected							
		FA_MISC		\$1,250,000	\$0	\$0	\$0	\$0	\$0	\$1,250,000	\$1,000,000	\$250,000



DRAFT

DRAFT STIP

UDOT electronic Program Management

Statewide Transportation Improvement Program



STIP 2022-2027

epm345_stip_report (Rev 1716)

Report Run on: Aug 30, 2021, 09:13 A.M.

Region	PIN	Status	Project No.	Rt. Beg Len	PIN Description / Project Location				Concept Description			
		Fund	Prior	2022	2023	2024	2025	CD	Total	Fed Aid	State	Other
Statewide County Projects												
STATEW	17384	Active	F-TPF-5(394)		Western Maintenance Partnership - Phase 3				Planning			
		Will Not Adv			Western Maintenance Partnership - Phase 3							
		OTHER	\$0	\$15,000	\$0	\$0	\$0	\$0	\$15,000	\$0	\$0	\$15,000
		SPR_P_100%	\$5,000	\$0	\$0	\$0	\$0	\$0	\$5,000	\$5,000	\$0	\$0
		SPR_R_100%	\$70,000	\$0	\$0	\$0	\$0	\$0	\$70,000	\$70,000	\$0	\$0
		Total	\$75,000	\$15,000	\$0	\$0	\$0	\$0	\$90,000	\$75,000	\$0	\$15,000
STATEW	17482	Active	F-ST99(578)		FISCAL YEAR 2020-2021 LTAP PROGRAM				Annual Work Program			
		Will Not Adv			Annual Work Program							
		FA_LTAP	\$600,000	\$0	\$0	\$0	\$0	\$0	\$600,000	\$300,000	\$300,000	\$0
STATEW	17606	Active	S-ST99(584)		Infrastructure for Emerging Vehicle Technology				ATMS			
		Will Not Adv			"Infrastructure for emerging vehicle technology."							
		LOCAL_GOV	\$1,189,647	\$169,140	\$0	\$0	\$0	\$0	\$1,358,788	\$0	\$0	\$1,358,788
		ST_CONST	\$200,560	\$0	\$0	\$0	\$0	\$0	\$200,560	\$0	\$200,560	\$0
		Total	\$1,390,208	\$169,140	\$0	\$0	\$0	\$0	\$1,559,348	\$0	\$200,560	\$1,358,788
STATEW	17895	Scoping	F-ST99(625)		FY20-21 FTA 5304 Statewide /Rural Transit Planning				UTA/Transit			
		Will Not Adv			N/A							
		FTA_5304_80%	\$1,716,018	\$0	\$0	\$0	\$0	\$0	\$1,716,018	\$1,716,018	\$0	\$0
		L_PASS_MATCH	\$0	\$429,005	\$0	\$0	\$0	\$0	\$429,005	\$0	\$0	\$429,005
		Total	\$1,716,018	\$429,005	\$0	\$0	\$0	\$0	\$2,145,023	\$1,716,018	\$0	\$429,005
STATEW	18759	Active	F-ST99(699)		FY 2021 State Training Budget				Annual Work Program			
		Will Not Adv			N/A Annual Work Program							
		STP_FLX_ST	\$571,768	\$0	\$0	\$0	\$0	\$0	\$571,768	\$571,768	\$0	\$0
		ST_CONST	\$81,738	\$83,262	\$0	\$0	\$0	\$0	\$165,000	\$0	\$165,000	\$0
		Total	\$653,506	\$83,262	\$0	\$0	\$0	\$0	\$736,768	\$571,768	\$165,000	\$0
STATEW	18854	Active	S-ST99(705)		FY 2021 Statewide Pavement Management				Develop Documents			
		Will Not Adv			N/A							
		ST_PVMT	\$315,196	\$1,084,804	\$0	\$0	\$0	\$0	\$1,400,000	\$0	\$1,400,000	\$0
STATEW	18859	Active	S-ST99(706)		FY2021 Mandli Communications Collection				Develop Documents			
		Will Not Adv			N/A							
		ST_PVMT	\$571,677	\$0	\$0	\$0	\$0	\$0	\$571,677	\$0	\$571,677	\$0
STATEW	19461	Active	F-ST99(752)		2022-2026 LTAP Program				Annual Work Program			
		Will Not Adv			Statewide LTAP Services							
		FA_LTAP	\$300,050	\$0	\$0	\$0	\$0	\$0	\$300,050	\$150,025	\$150,025	\$0



DRAFT

DRAFT STIP

UDOT electronic Program Management

Statewide Transportation Improvement Program



STIP 2022-2027

Report Run on: Aug 30, 2021, 09:13 A.M.

epm345_stip_report (Rev 1716)

Region	PIN	Status	Project No.	Rt. Beg Len	PIN Description / Project Location				Concept Description			
		Fund	Prior	2022	2023	2024	2025	CD	Total	Fed Aid	State	Other
Statewide County Projects												
STATEW	19538	Active	F-TPF-5(476)		2021 Pooled Fund Study, Western Alliance QTC				Research			
		Will Not Adv			N/A							
		OTHER		\$0	\$40,000	\$0	\$0	\$0	\$0	\$40,000	\$0	\$40,000
		SPR_P_100%		\$12,000	\$0	\$0	\$0	\$0	\$0	\$12,000	\$12,000	\$0
		SPR_R_100%		\$0	\$12,000	\$0	\$0	\$0	\$0	\$12,000	\$12,000	\$0
		ST_APPROP		\$0	\$12,000	\$0	\$0	\$0	\$0	\$12,000	\$0	\$12,000
		Total		\$12,000	\$64,000	\$0	\$0	\$0	\$0	\$76,000	\$24,000	\$12,000
STATEW	19600	Active	F-ST99(762)		FY2022 Statewide Planning Work Program				Annual Work Program			
		Will Not Adv			N/A							
		SPR_P		\$5,633,431	\$0	\$0	\$0	\$0	\$0	\$5,633,431	\$5,633,431	\$0
		ST_MATCH		\$0	\$1,408,358	\$0	\$0	\$0	\$0	\$1,408,358	\$0	\$1,408,358
		Total		\$5,633,431	\$1,408,358	\$0	\$0	\$0	\$0	\$7,041,789	\$5,633,431	\$1,408,358
STATEW	19601	Active	F-ST99(763)		FY2022 Research Work Program				Annual Work Program			
		Will Not Adv			N/A							
		SPR_R		\$2,937,094	\$585,906	\$0	\$0	\$0	\$0	\$3,523,000	\$2,818,400	\$704,600
		ST_MATCH		\$0	\$0	\$0	\$0	\$0	\$0	\$0	\$0	\$0
		ST_RESEARCH		\$10,582	\$679,699	\$0	\$0	\$0	\$0	\$690,281	\$0	\$690,281
		Total		\$2,947,676	\$1,265,606	\$0	\$0	\$0	\$0	\$4,213,281	\$2,818,400	\$1,394,881
STATEW	19602	Active	F-ST99(764)		FY2022 State Training Budget				Annual Work Program			
		Will Not Adv			N/A							
		STP_FLX_100%		\$500,000	\$0	\$0	\$0	\$0	\$0	\$500,000	\$500,000	\$0
		ST_MATCH		\$0	\$165,000	\$0	\$0	\$0	\$0	\$165,000	\$0	\$165,000
		Total		\$500,000	\$165,000	\$0	\$0	\$0	\$0	\$665,000	\$500,000	\$165,000
STATEW	19663	Scoping	S-ST99(763)		FY2022 Statewide Pavement Management				Develop Documents			
		Will Not Adv			N/A							
		ST_PVMT		\$0	\$1,000,000	\$0	\$0	\$0	\$0	\$1,000,000	\$0	\$1,000,000
STATEW	12668	Active	F-ST99(262)		GIS / Enterprise Data Management Support				Staffing Support			
		Will Not Adv			Statewide; Staffing Support							
		HSIP		\$200,000	\$0	\$0	\$0	\$0	\$0	\$200,000	\$186,460	\$13,540
		SEC164_HSIP		\$0	\$0	\$0	\$0	\$0	\$0	\$0	\$0	\$0
		SPR_P		\$165,000	\$50,000	\$0	\$0	\$0	\$0	\$215,000	\$172,000	\$43,000
		SPR_R		\$35,000	\$0	\$0	\$0	\$0	\$0	\$35,000	\$28,000	\$7,000
		ST_CONST		\$0	\$0	\$0	\$0	\$0	\$0	\$0	\$0	\$0
		Total		\$400,000	\$50,000	\$0	\$0	\$0	\$0	\$450,000	\$386,460	\$63,540

Tooele County

In October 2004, the Tooele Valley Rural Planning Organization (RPO) was formed to establish a process to assist the local jurisdictions within Tooele Valley in working cooperatively to plan the transportation system and prioritize transportation projects.

Although Tooele County is not within the Urbanized Boundaries of Wasatch Front Regional Council (WFRC), they are a member of the Regional Council Board and as such, their projects are included in the WFRC TIP as a resource to the County and the Cities and Towns.

The Cities and Towns of Tooele County include;

Grantsville City

Ophir Town

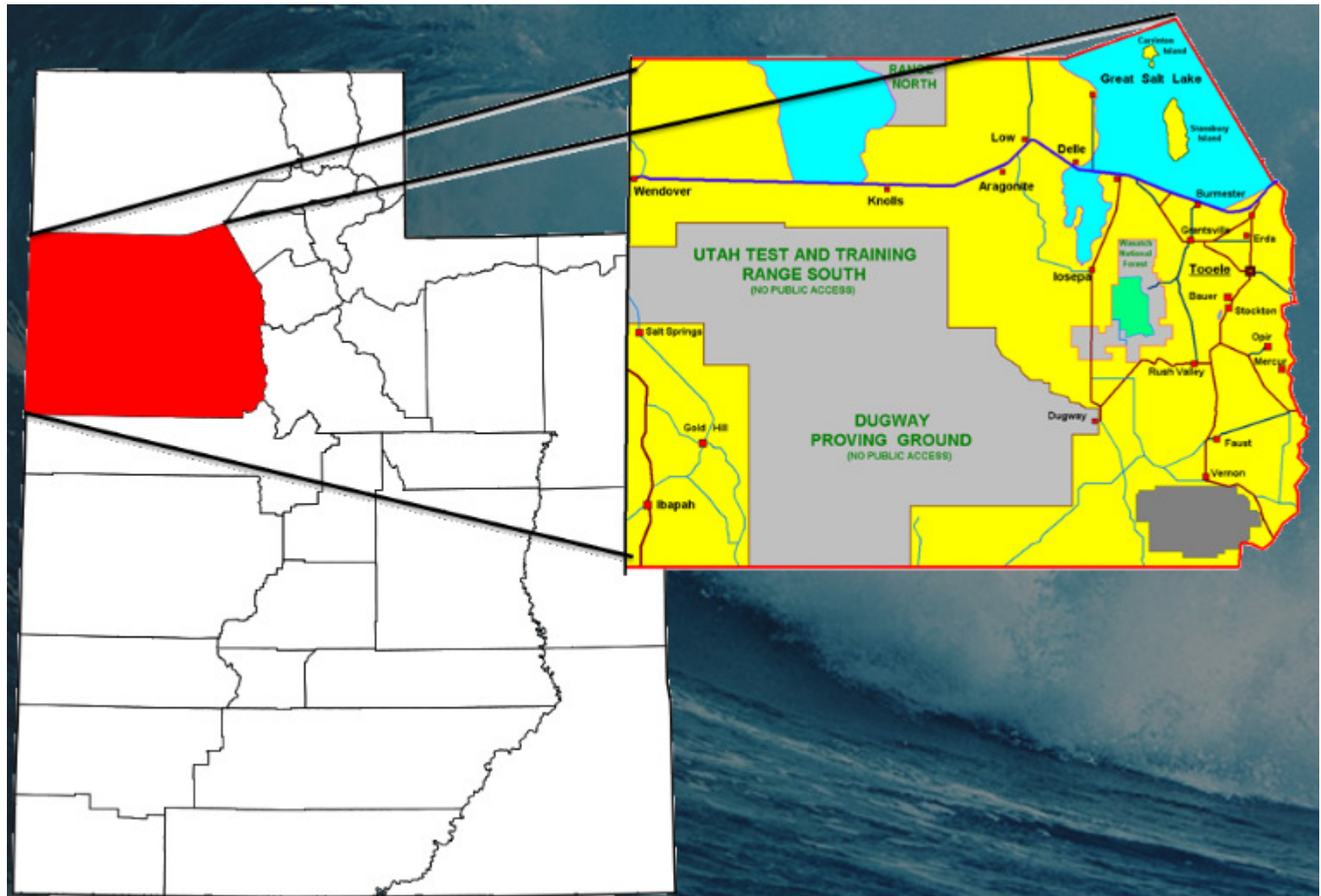
Rush Valley Town

Stockton Town

Tooele City

Vernon Town

Wendover City





DRAFT

DRAFT STIP

UDOT electronic Program Management

Statewide Transportation Improvement Program



STIP 2022-2027

epm345_stip_report (Rev 1716)

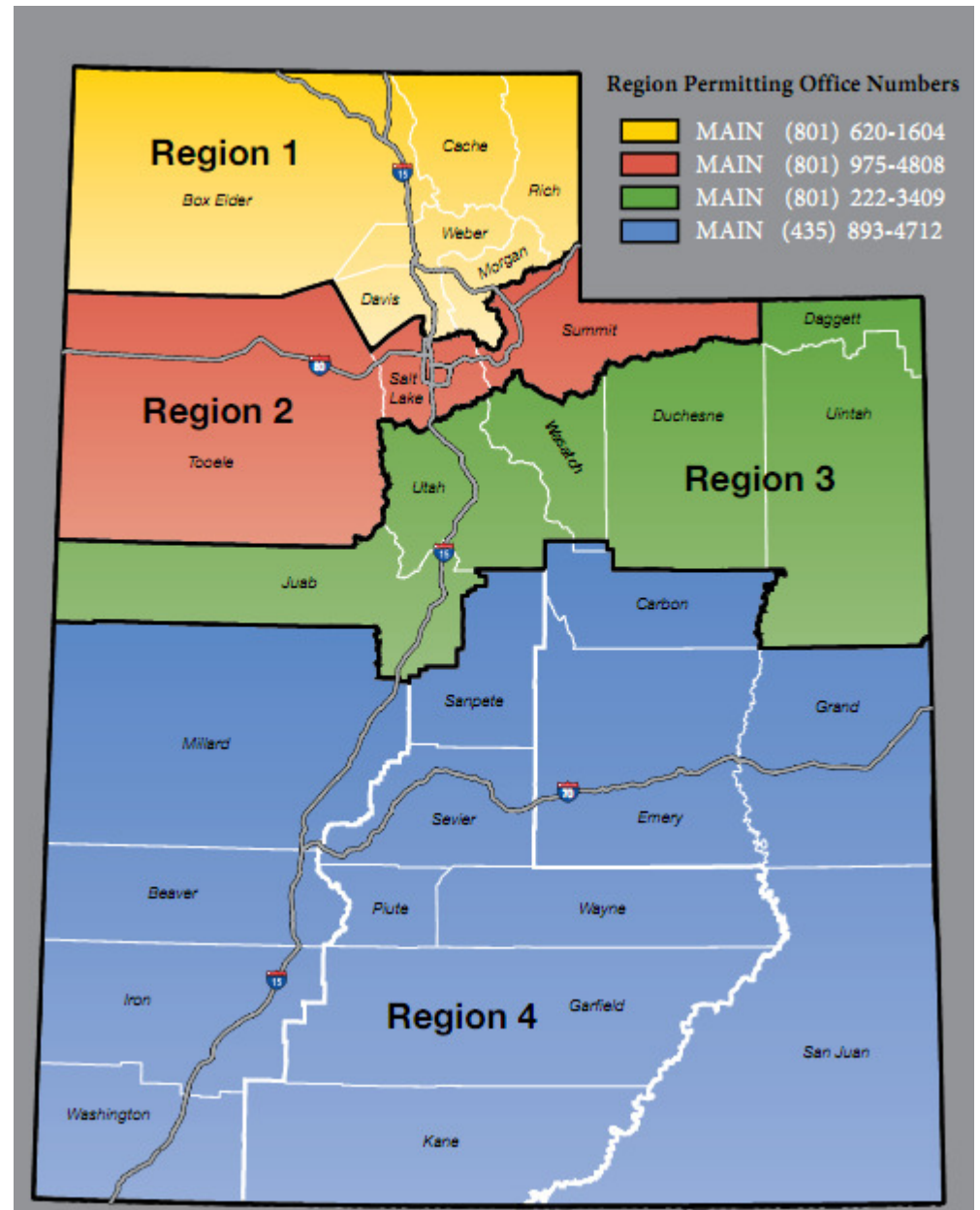
Report Run on: Aug 30, 2021, 09:13 A.M.

Region	PIN	Status	Project No.	Rt.	Beg	Len	PIN Description / Project Location				Concept Description				
		Fund	Prior		2022		2023	2024	2025	CD	Total	Fed Aid	State	Other	
Tooele County Projects															
TOOELE	19738	STIP	S-0036(51)61		36	61	2	Tooele Cnty Soundwall Trail; SR-138 to Village Blv SR-36; MP 61.28 - 62.90				Transportation Alternatives			
		To Be Adv Dt:													
		L_PASS_MATCH			\$0		\$133,600	\$0	\$0	\$0	\$0	\$133,600	\$0	\$133,600	
		ST_TIF_ACT			\$0		\$534,400	\$0	\$0	\$0	\$0	\$534,400	\$0	\$534,400	
			Total		\$0		\$668,000	\$0	\$0	\$0	\$0	\$668,000	\$0	\$534,400	
TOOELE	17628	Funding	NEWPROJ(17628)		36	61	4	SR-36 SB; Sunset Ln to Stansbury Pkwy SR-36; MP 61.28 - 65.12				Widen Existing Facility			
		Will Not Adv													
NEW		ST_TIF			\$0		\$0	\$0	\$2,000,000	\$5,000,000	\$7,000,000	\$0	\$7,000,000	\$0	
TOOELE	18878	Scoping	F-0138(22)13		138	13	SR-138 Park & Ride SR-138; MP 12.80 - 13.12				UTA/Transit				
		To Be Adv Dt: 11/02/21													
		CMAQ_TOOELE			\$80,000		\$461,631	\$0	\$0	\$0	\$0	\$541,631	\$504,963	\$36,668	
TOOELE	14421	Undr Const	S-R299(259)		MULT		SR-179; Midvalley Highway MP 0.0 to MP 4.0 SR-138; MP 14.50 - 14.50 & I-80; MP 95.20 - 95.20 & midvalley hwy				New Capacity				
		Adv Dt: 05/11/19													
		L_BETTERMENT			\$5,409		\$26,711	\$0	\$0	\$0	\$0	\$32,120	\$0	\$32,120	
		ST_APPROP			\$931,405		\$0	\$0	\$0	\$0	\$0	\$931,405	\$0	\$931,405	
		ST_TIF			\$41,784,474		\$26,684,120	\$0	\$0	\$0	\$0	\$68,468,595	\$0	\$68,468,595	
			Total		\$42,721,289		\$26,710,831	\$0	\$0	\$0	\$0	\$69,432,120	\$0	\$69,400,000	
TOOELE	16276	Undr Const	S-I80-2(76)41		MULT		Knolls Interchange Bridge Rehabilitation Cross Over - Knolls; MP .00 - .30 & I-80; MP 41.14 - 41.38 & I-80; MP 41.15 - 41.38				Rehabilitation or Replacement				
		Adv Dt: 02/20/21													
		ST_BRIDGE			\$189,875		\$2,510,125	\$0	\$0	\$0	\$0	\$2,700,000	\$0	\$2,700,000	
TOOELE	18877	Active	F-R299(400)		MULT		Grantsville Sidewalk Project Cnty:FA-2653; MP 3.26 - 3.52 & Cnty:FA-2651; MP 1.48 - 1.92				Transportation Alternatives				
		To Be Adv Dt: 10/01/21													
		CMAQ_TOOELE			\$282,394		\$273,606	\$0	\$0	\$0	\$0	\$556,000	\$518,359	\$37,641	
TOOELE	17626	Funding	NEWPROJ(17626)		MULT		I-80; EB Auxiliary Lane and SR-36 NB Lane I-80; MP 99.00 - 101.30 & SR-36; MP 61.06 - 65.80 & I-80 EB MP 99 - 101.3				Widen Existing Facility				
		To Be Adv Dt:													
NEW		ST_TIF			\$0		\$0	\$0	\$0	\$27,500,000	\$27,500,000	\$0	\$27,500,000	\$0	
TOOELE	16588	Scoping	F-R299(297)		OTHER		Tom's Lane South Extension Tom's Lane South Extension				Small Urban				
		To Be Adv Dt: 09/09/22													
		STP_SU_JHC			\$0		\$1,585,665	\$0	\$0	\$0	\$0	\$1,585,665	\$1,478,315	\$107,350	
TOOELE	16603	Scoping	F-R199(257)		OTHER		Burmester Road Improvement Burmester Road Improvement (Grantsville City Limit North 1.6 miles)				Non-Urban				
		To Be Adv Dt: 09/09/22													
		LOCAL_GOV			\$0		\$0	\$238,468	\$0	\$0	\$0	\$238,468	\$0	\$238,468	
		STP_RURAL			\$0		\$0	\$2,145,232	\$0	\$0	\$0	\$2,145,232	\$2,000,000	\$145,232	
			Total		\$0		\$0	\$2,383,700	\$0	\$0	\$0	\$2,383,700	\$2,000,000	\$383,700	
TOOELE	19500	Scoping	S-0179(2)0		OTHER		Midvalley Highway Re-evaluation Midvalley Phase 2 alignment				Document EA/EIS				
		Will Not Adv													
		ST_TIF			\$0		\$1,000,000	\$0	\$0	\$0	\$0	\$1,000,000	\$0	\$1,000,000	

Various

Projects that are included in “Various Projects” often cross city and county lines and as a result, frequently include projects within the boundaries of one or more of the Metropolitan Planning Organization (MPO).

The “Various Projects” will identify projects and programs in each of the UDOT Regions across the state, but for programming and information are listed all together.





DRAFT

DRAFT STIP

UDOT electronic Program Management

Statewide Transportation Improvement Program



STIP 2022-2027

epm345_stip_report (Rev 1716)

Report Run on: Aug 30, 2021, 09:13 A.M.

Region	PIN	Status	Project No.	Rt.	Beg	Len	PIN Description / Project Location				Concept Description				
		Fund	Prior		2022		2023	2024	2025		CD	Total	Fed Aid	State	Other
Various County Projects															
VARIOU	18857	Scoping Will Not Adv	S-I15-7(369)309	15	309	16	I-15; 600 N. to Farmington Environmental I-15; MP 309.00 - 325.00				TIF - Transportation Investment Fund				
		ST_TIF			\$189,495		\$5,810,505	\$4,000,000	\$0	\$0		\$0	\$10,000,000	\$0	\$10,000,000
VARIOU	18217	Funding To Be Adv Dt:	NEWPROJ(18217)	15	38	5	I-15; Add SB Lane, MP 38 to Mp 43 I-15; MP 38.00 - 43.00				TIF - Transportation Investment Fund				
NEW		ST_TIF			\$0		\$0	\$0	\$0	\$4,500,000	\$27,150,000	\$31,650,000	\$0	\$31,650,000	\$0
VARIOU	13822	Undr Const Adv Dt:	F-I15-7(328)332 01/26/19	15	330	11	I-15; SR-232 to I-84 I-15; MP 329.79 - 340.71 & I-15; Hill Field Road to Davis/Weber County Line to I-84				Widen Existing Facility				
		NHPP_BR			\$8,622,688		\$0	\$0	\$0	\$0	\$0	\$8,622,688	\$8,038,932	\$583,756	\$0
		NHPP_IM			\$6,110,964		\$0	\$0	\$0	\$0	\$0	\$6,110,964	\$5,755,306	\$355,658	\$0
		NHPP_NHS			\$653,531		\$0	\$0	\$0	\$0	\$0	\$653,531	\$609,287	\$44,244	\$0
		STP_BRIDGE			\$3,000,000		\$0	\$0	\$0	\$0	\$0	\$3,000,000	\$2,796,900	\$203,100	\$0
		STP_FLX_ST			\$8,889,036		\$0	\$0	\$0	\$0	\$0	\$8,889,036	\$8,287,248	\$601,788	\$0
		STP_HIF_O/L			\$1,962,186		\$0	\$0	\$0	\$0	\$0	\$1,962,186	\$1,829,346	\$132,840	\$0
		STP_URB_O/L			\$26,378,038		\$0	\$0	\$0	\$0	\$0	\$26,378,038	\$24,592,244	\$1,785,793	\$0
		ST_TIF			\$65,921,226		\$41,462,331	\$0	\$0	\$0	\$0	\$107,383,557	\$0	\$107,383,557	\$0
		Total			\$121,537,669		\$41,462,331	\$0	\$0	\$0	\$0	\$163,000,000	\$51,909,264	\$111,090,736	\$0
VARIOU	13224	Scoping Will Not Adv	S-R199(185)	30	91	18	SR-30; Environmental Document, I-15 to SR-252 SR-30; MP 90.62 - 108.66				Document EA/EIS				
		ST_TIF			\$1,795,049		\$416,444	\$0	\$0	\$0	\$0	\$2,211,493	\$0	\$2,211,493	\$0
VARIOU	1793	Undr Const Adv Dt:	SP-0067(1)0 05/10/03	67		14	Legacy Parkway Project - *ROW* SR-67; MP .00 - 14.00 & I-15; MP 350.00 - 352.00								
		ST_CHF			\$389,179,782		\$0	\$0	\$0	\$0	\$0	\$389,179,782	\$0	\$389,179,782	\$0
VARIOU	4278	Active Will Not Adv	SP-0089(98)334	89	398	11	US-89 Corridor Preservation US-89; MP 397.55 - 408.38								
		ST_CONT_R1			\$1,000		\$0	\$0	\$0	\$0	\$0	\$1,000	\$0	\$1,000	\$0
		ST_CORR_PRES			\$18,468,751		\$0	\$0	\$0	\$0	\$0	\$18,468,751	\$0	\$18,468,751	\$0
		Total			\$18,469,751		\$0	\$0	\$0	\$0	\$0	\$18,469,751	\$0	\$18,469,751	\$0
VARIOU	13821	Undr Const Adv Dt:	S-0089(406)398 12/12/19	89	398	9	US-89; Farmington to I-84 US-89; MP 398.00 - 406.64 & US-89; I-84 to Antelope Drive, I-84 to Harrison				TIF - Transportation Investment Fund				
		LOCAL_GOV			\$86,658		\$0	\$0	\$0	\$0	\$0	\$86,658	\$0	\$0	\$86,658
		L_BETTERMENT			\$3,766,882		\$2,703,434	\$0	\$0	\$0	\$0	\$6,470,316	\$0	\$0	\$6,470,316
		ST_BRIDGE			\$2,050,000		\$0	\$0	\$0	\$0	\$0	\$2,050,000	\$0	\$2,050,000	\$0
		ST_TIF			\$316,220,931		\$117,425,792	\$78,400,000	\$0	\$0	\$0	\$512,046,723	\$0	\$512,046,723	\$0
		ST_TRANS_SOL			\$5,125,000		\$0	\$0	\$0	\$0	\$0	\$5,125,000	\$0	\$5,125,000	\$0
		Total			\$327,249,471		\$120,129,226	\$78,400,000	\$0	\$0	\$0	\$525,778,697	\$0	\$519,221,723	\$6,556,974
VARIOU	13051	Scoping Will Not Adv	S-R199(177)	108	4	9	SR-108; Corridor Preservation SR-108; MP 4.01 - 12.92				Corridor Preservation				
		ST CORR PRES			\$832,370		\$18,671	\$0	\$0	\$0	\$0	\$851,041	\$0	\$851,041	\$0



DRAFT

DRAFT STIP

UDOT electronic Program Management

Statewide Transportation Improvement Program



STIP 2022-2027

epm345_stip_report (Rev 1716)

Report Run on: Aug 30, 2021, 09:13 A.M.

Region	PIN	Status	Project No.	Rt.	Beg	Len	PIN Description / Project Location				Concept Description				
		Fund	Prior		2022		2023	2024	2025		CD	Total	Fed Aid	State	Other
Various County Projects															
VARIOU	11479	Funding	NEWPROJ(11479)	108	8	3	SR-108; SR-37 to 4275 South				Widen Existing Facility				
		Will Not Adv					SR-108; MP 7.51 - 10.02								
NEW		ST_CONCPT_D1			\$10,103		\$0	\$0	\$0	\$0	\$0	\$10,103	\$0	\$10,103	\$0
		ST_TIF			\$0		\$0	\$0	\$123,000,000	\$0	\$0	\$123,000,000	\$0	\$123,000,000	\$0
		Total			\$10,103		\$0	\$0	\$123,000,000	\$0	\$0	\$123,010,103	\$0	\$123,010,103	\$0
VARIOU	18225	Scoping	S-0132(29)41	132	41	4	SR-132; WB & EB Passing Lanes				TIF - Transportation Investment Fund				
		To Be Adv Dt: 02/28/22					SR-132; MP 41.37 - 45.34								
		ST_TIF_HB433			\$0		\$1,000,000	\$5,200,000	\$0	\$0	\$0	\$6,200,000	\$0	\$6,200,000	\$0
VARIOU	14775	Undr Const	S-R499(287)	3270		6	Wayne County Fish Lake Cutoff Road				Non-Urban				
		Will Not Adv					Cnty:FA-3270; MP .00 - 5.80 & Fish Lake Cutoff Road 7 Miles West of Loa MP 0.0 to MP 5.77								
		STP_HIF_RURL			\$0		\$0	\$0	\$0	\$0	\$0	\$0	\$0	\$0	\$0
		STP_RURAL			\$0		\$0	\$0	\$0	\$0	\$0	\$0	\$0	\$0	\$0
		ST_PVMT_LV2			\$71,359		\$1,528,641	\$0	\$0	\$0	\$0	\$1,600,000	\$0	\$1,600,000	\$0
		Total			\$71,359		\$1,528,641	\$0	\$0	\$0	\$0	\$1,600,000	\$0	\$1,600,000	\$0
VARIOU	13323	Undr Const	F-I80-3(186)102	MULT			I-80; Structure Replacement (MP 101 and 99)				Rehabilitation or Replacement				
		Adv Dt: 09/13/18					I-80; MP 101.61 - 102.09 & I-80; MP 101.61 - 102.09 & SR-36; MP 65.64 - 66.41								
		NHPP_BR			\$7,489,532		\$0	\$0	\$0	\$0	\$0	\$7,489,532	\$6,982,491	\$507,041	\$0
		NHPP_IM			\$5,995,000		\$0	\$0	\$0	\$0	\$0	\$5,995,000	\$5,646,091	\$348,909	\$0
		NHPP_NHS			\$0		\$0	\$0	\$0	\$0	\$0	\$0	\$0	\$0	\$0
		STP_BRIDGE			\$5,000,000		\$0	\$0	\$0	\$0	\$0	\$5,000,000	\$4,661,500	\$338,500	\$0
		STP_FLX_ST			\$16,600,177		\$0	\$0	\$0	\$0	\$0	\$16,600,177	\$15,476,345	\$1,123,832	\$0
		ST_BRIDGE			\$900,000		\$0	\$0	\$0	\$0	\$0	\$900,000	\$0	\$900,000	\$0
		ST_PVMT			\$31,196		\$4	\$0	\$0	\$0	\$0	\$31,200	\$0	\$31,200	\$0
		ST_RET_ROW			\$995,098		\$0	\$0	\$0	\$0	\$0	\$995,098	\$0	\$995,098	\$0
		ST_RET_ROW_S			\$2,228,896		\$2,271,104	\$0	\$0	\$0	\$0	\$4,500,000	\$0	\$4,500,000	\$0
		Total			\$39,239,901		\$2,271,107	\$0	\$0	\$0	\$0	\$41,511,008	\$32,766,427	\$8,744,581	\$0
VARIOU	14264	Scoping	F-I84-6(131)91	MULT			I-84; Over Weber River and UPRR Bridge Repl, C-476				Rehabilitation or Replacement				
		To Be Adv Dt: 05/13/25					I-84; MP 90.67 - 91.18 & I-84; MP 90.67 - 91.18								
		NHPP_BR			\$0		\$0	\$15,500,000	\$15,500,000	\$0	\$0	\$31,000,000	\$28,901,300	\$2,098,700	\$0
		STP_BRIDGE			\$3,500,000		\$1,500,000	\$0	\$0	\$0	\$0	\$5,000,000	\$4,661,500	\$338,500	\$0
		Total			\$3,500,000		\$1,500,000	\$15,500,000	\$15,500,000	\$0	\$0	\$36,000,000	\$33,562,800	\$2,437,200	\$0
VARIOU	14411	Advertised	F-0040(199)12	MULT			US-40; Wasatch Co Line to SR-32 Pvmt & Structures				Replacement and Rehabilitation - Structure				
		Adv Dt: 08/07/21					US-40; MP 5.90 - 12.95 & US-40; MP 5.90 - 12.95								
		STP_FLX_ST			\$5,100,000		\$0	\$0	\$0	\$0	\$0	\$5,100,000	\$4,754,730	\$345,270	\$0
		ST_BRIDGE			\$463,204		\$6,286,796	\$0	\$0	\$0	\$0	\$6,750,000	\$0	\$6,750,000	\$0
		Total			\$5,563,204		\$6,286,796	\$0	\$0	\$0	\$0	\$11,850,000	\$4,754,730	\$7,095,270	\$0
VARIOU	15676	STIP	F-I15-7(342)332	MULT			I-15; SR-232 to I-84, Ogden				High Volume				
		To Be Adv Dt:					I-15; MP 331.50 - 340.10 & I-15; MP 331.50 - 340.10								
		NHPP_IM			\$0		\$50,000,000	\$0	\$0	\$0	\$0	\$50,000,000	\$47,090,000	\$2,910,000	\$0



DRAFT

DRAFT STIP

UDOT electronic Program Management

Statewide Transportation Improvement Program



STIP 2022-2027

Report Run on: Aug 30, 2021, 09:13 A.M.

epm345_stip_report (Rev 1716)

Region	PIN	Status	Project No.	Rt. Beg Len	PIN Description / Project Location			Concept Description					
		Fund	Prior	2022	2023	2024	2025	CD	Total	Fed Aid	State	Other	
Various County Projects													
VARIOU	19507	Scoping	S-I84-6(146)87	MULT	I-84/ US-89 Interchange Reconstruction			New Capacity					
		To Be Adv Dt: 01/11/23			I-84; MP 87.39 - 88.10 & I-84; MP 87.39 - 88.10 & I-84/US-89 Interchange								
		ST_TIF		\$0	\$5,000,000	\$0	\$55,000,000	\$0	\$0	\$60,000,000	\$0	\$60,000,000	\$0
VARIOU	7704	Active	S-0085(1)0	MULT	MVC; UTILITIES TRANSMISSION LOCATION								
		Will Not Adv			MVC; UTILITIES TRANSMISSION LOCATION (SR-201TO 4700 SOUTH)								
		ST_CHF_TIF		\$48,760,149	\$1,692,151	\$0	\$0	\$0	\$0	\$50,452,300	\$0	\$50,452,300	\$0
		ST_GF_CHN		\$31,925,331	\$27,059	\$0	\$0	\$0	\$0	\$31,952,390	\$0	\$31,952,390	\$0
		Total		\$80,685,480	\$1,719,210	\$0	\$0	\$0	\$0	\$82,404,690	\$0	\$82,404,690	\$0
VARIOU	8312	Active	S-0085(4)0	MULT	MVC; AQ MONITOR AND FILTERS								
		Will Not Adv			MVC; AQ MONITOR AND FILTERS								
		ST_CHF_TIF		\$2,830,906	\$1,269,094	\$0	\$0	\$0	\$0	\$4,100,000	\$0	\$4,100,000	\$0
VARIOU	18803	STIP	F-R199(295)	MULT	TSP/ Preemption for Transit, Freight, & Snow Plows			Detection					
		To Be Adv Dt:			US-89; MP 411.65 - 416.51 & Cnty:FA-1478; MP .00 - .74 & SR-108; MP .00 - 4.01 & SR-108; MP 3.85 - 3.97								
		STP_URB_O/L		\$0	\$0	\$0	\$0	\$500,000	\$500,000	\$466,150	\$33,850	\$0	
VARIOU	18806	STIP	F-R199(296)	MULT	TSP/ Preemption Equipment for Additional Buses			UTA/Transit					
		To Be Adv Dt:			US-89; MP 411.65 - 416.48 & SR-108; MP .00 - 4.01 & Cnty:FA-1478; MP .00 - .80 & SR-108; MP 3.98 - 4.00								
		STP_URB_O/L		\$0	\$0	\$0	\$0	\$85,000	\$85,000	\$79,246	\$0	\$5,755	
VARIOU	19626	Funding	NEWPROJ(19626)	MULT	Davis/ Salt Lake Connector Design			UTA/Transit					
		To Be Adv Dt:			SR-225; MP .00 - .75 & SR-106; MP 1.15 - 8.27 & Cnty:FA-1404; MP .75 - 2.74 & SR-106; MP 1.06 - 1.14 & Cnty:FA-2322; MP 3.34 - 3.80 & US-89; MP 379.97 - 380.00 & Cnty:FA-2330; MP 3.11 - 3.64 & Cnty:FA-2330; MP 3.63 - 3.70 & SR-186; MP 1.91 - 2.36 & U								
NEW		LOCAL_GOV		\$0	\$0	\$0	\$0	\$3,895,538	\$3,895,538	\$0	\$0	\$3,895,538	
		STP_URB_O/L		\$0	\$0	\$0	\$0	\$804,462	\$804,462	\$750,000	\$0	\$54,462	
		Total		\$0	\$0	\$0	\$0	\$4,700,000	\$4,700,000	\$750,000	\$0	\$3,950,000	
VARIOU	12413	Scoping	S-R399(388)	OTHER	MVC from 2100 N to Porter Rockwell			TIF - Transportation Investment Fund					
		To Be Adv Dt: 06/28/22			MVC; Porter Rockwell to 2100 N Lehi								
		ST_TIF		\$4,269	\$124,995,731	\$75,000,000	\$75,000,000	\$0	\$75,600,000	\$350,600,000	\$0	\$350,600,000	\$0
VARIOU	10018	Active	F-ST99(162)	OTHER	Travelwise			ATMS					
		Will Not Adv			Other: STATEWIDE TRAVEL PROGRAM								
		CMAQ_MAG		\$0	\$0	\$0	\$0	\$0	\$0	\$0	\$0	\$0	
		CMAQ_PM2.5		\$0	\$0	\$0	\$0	\$0	\$0	\$0	\$0	\$0	
		CMAQ_WFRC		\$643,570	\$0	\$0	\$0	\$0	\$643,570	\$600,000	\$43,570	\$0	
		LOCAL_GOV		\$210,903	\$39,097	\$0	\$0	\$0	\$250,000	\$0	\$0	\$250,000	
		Total		\$854,473	\$39,097	\$0	\$0	\$0	\$893,570	\$600,000	\$43,570	\$250,000	
VARIOU	13919	Active	S-ST99(351)		Surplus Property Documentation			ROW					
		Will Not Adv			Surplus Property Documentation								
		ST_SRPLS_DOC		\$21,661	\$178,339	\$0	\$0	\$0	\$200,000	\$0	\$200,000	\$0	



DRAFT
DRAFT STIP

UDOT electronic Program Management Statewide Transportation Improvement Program



STIP 2022-2027

epm345_stip_report (Rev 1716)

Report Run on: Aug 30, 2021, 09:13 A.M.

Region	PIN	Status	Project No.	Rt. Beg Len	PIN Description / Project Location				Concept Description			
		Fund	Prior	2022	2023	2024	2025	CD	Total	Fed Aid	State	Other
Various County Projects												
VARIU	14239	Active Will Not Adv SPR_R_100%	F-TPF-5(338)		CPT Perf-Based Assessment of Liquefaction TPF-5338 Research Study				Research			
			\$142,002	\$0	\$0	\$0	\$0	\$0	\$142,002	\$142,002	\$0	\$0
VARIU	14903	Active Will Not Adv FA_MISC	F-ST99(406)		FY15 AID Demonstration Various - Implementation and Development of New Technology				Data System Development/Enhancement			
			\$782,786	\$0	\$0	\$0	\$0	\$0	\$782,786	\$626,229	\$156,557	\$0
VARIU	15110	Scoping Will Not Adv	F-0276(8)0		Region 4 Ferry Engine Replacement and Retrofit Lake Powell Ferry				Spot improvement			
		EM_2016_FBD	\$100,195	\$0	\$0	\$0	\$0	\$0	\$100,195	\$80,156	\$20,039	\$0
		EM_2017_FBD	\$125,000	\$0	\$0	\$0	\$0	\$0	\$125,000	\$100,000	\$25,000	\$0
		EM_2018_FBD	\$125,000	\$0	\$0	\$0	\$0	\$0	\$125,000	\$100,000	\$25,000	\$0
		EM_2019_FBD	\$125,000	\$0	\$0	\$0	\$0	\$0	\$125,000	\$100,000	\$25,000	\$0
		EM_2020_FBD	\$131,193	\$0	\$0	\$0	\$0	\$0	\$131,193	\$104,954	\$26,239	\$0
		EM_2021_FBD	\$126,975	\$0	\$0	\$0	\$0	\$0	\$126,975	\$101,580	\$25,395	\$0
		FA_MISC	\$3,431	\$0	\$0	\$0	\$0	\$0	\$3,431	\$2,744	\$686	\$0
		STP_ENH_ST	\$1,180,203	\$0	\$0	\$0	\$0	\$0	\$1,180,203	\$944,162	\$236,041	\$0
		STP_FLX_ST	\$0	\$110,000	\$0	\$0	\$0	\$0	\$110,000	\$102,553	\$7,447	\$0
		ST_CONT_PG	\$0	\$274,041	\$0	\$0	\$0	\$0	\$274,041	\$0	\$274,041	\$0
		Total	\$1,916,995	\$384,041	\$0	\$0	\$0	\$0	\$2,301,036	\$1,636,149	\$664,887	\$0
VARIU	17824	Scoping Will Not Adv	F-TPF-5(433)		Study; Cellular Concrete for Retaining Walls N/A				Study			
		FA_MISC	\$37,500	\$0	\$0	\$0	\$0	\$0	\$37,500	\$30,000	\$7,500	\$0
		FA_MISC_100%	\$0	\$0	\$0	\$0	\$0	\$0	\$0	\$0	\$0	\$0
		SPR_R_100%	\$300,000	\$0	\$0	\$0	\$0	\$0	\$300,000	\$300,000	\$0	\$0
		Total	\$337,500	\$0	\$0	\$0	\$0	\$0	\$337,500	\$330,000	\$7,500	\$0
VARIU	17994	Undr Const Adv Dt: 09/20/19	F-ST99(635)		SR-210 and US-6 Emergency Project Various Locations - SR-210 and US-6 Emergency Project				Emergency Repair - Roadway			
		ER_2019	\$274,720	\$0	\$0	\$0	\$0	\$0	\$274,720	\$274,720	\$0	\$0
		ER_2019@93.2	\$3,392,764	\$0	\$0	\$0	\$0	\$0	\$3,392,764	\$3,163,074	\$229,690	\$0
		STP_FLX_ST	\$0	\$0	\$0	\$0	\$0	\$0	\$0	\$0	\$0	\$0
		ST_PVMT	\$0	\$5,505	\$0	\$0	\$0	\$0	\$5,505	\$0	\$5,505	\$0
		Total	\$3,667,484	\$5,505	\$0	\$0	\$0	\$0	\$3,672,989	\$3,437,794	\$235,195	\$0
VARIU	18184	Active Will Not Adv	F-ST99(659)		FY19 STIC Incentive Program N/A				Education			
		FA_STIC_2019	\$100,000	\$0	\$0	\$0	\$0	\$0	\$100,000	\$100,000	\$0	\$0
		ST_MATCH	\$0	\$25,000	\$0	\$0	\$0	\$0	\$25,000	\$0	\$25,000	\$0
		Total	\$100,000	\$25,000	\$0	\$0	\$0	\$0	\$125,000	\$100,000	\$25,000	\$0



DRAFT

DRAFT STIP

UDOT electronic Program Management

Statewide Transportation Improvement Program



STIP 2022-2027

Report Run on: Aug 30, 2021, 09:13 A.M.

epm345_stip_report (Rev 1716)

Region	PIN	Status	Project No.	Rt. Beg Len	PIN Description / Project Location				Concept Description			
		Fund	Prior	2022	2023	2024	2025	CD	Total	Fed Aid	State	Other
Various County Projects												
VARIOUS	18757	Active	F-ST99(697)		FY 2021 Research Work Program				Annual Work Program			
		Will Not Adv			N/A Annual Work Program							
		SPR_R		\$3,346,180	\$0	\$0	\$0	\$0	\$3,346,180	\$2,676,944	\$669,236	\$0
		ST_RESEARCH		\$909,607	\$0	\$0	\$0	\$0	\$909,607	\$0	\$909,607	\$0
		Total		\$4,255,787	\$0	\$0	\$0	\$0	\$4,255,787	\$2,676,944	\$1,578,843	\$0
VARIOUS	18758	Active	F-ST99(698)		FY 2021 Statewide Planning Work Program				Annual Work Program			
		Will Not Adv			N/A Annual Workplan							
		FA_MISC		\$6,250	\$0	\$0	\$0	\$0	\$6,250	\$5,000	\$1,250	\$0
		SPR_P		\$7,072,072	\$73	\$0	\$0	\$0	\$7,072,145	\$5,657,716	\$1,414,429	\$0
		Total		\$7,078,322	\$73	\$0	\$0	\$0	\$7,078,395	\$5,662,716	\$1,415,679	\$0
VARIOUS	18960	Scoping	F-ST99(729)		FY2020 STIC Incentive - Emergency Bridge Insp App				Develop Documents			
		Will Not Adv			N/A							
		FA_MISC		\$125,000	\$0	\$0	\$0	\$0	\$125,000	\$100,000	\$25,000	\$0
		ST_BRIDGE		\$5,625	\$25,075	\$0	\$0	\$0	\$30,700	\$0	\$30,700	\$0
		Total		\$130,625	\$25,075	\$0	\$0	\$0	\$155,700	\$100,000	\$55,700	\$0
VARIOUS	19066	Active	S-ST99(734)		FY2022 Mandli Communications Collection				Develop Documents			
		Will Not Adv			N/A							
		ST_PVMT		\$31,489	\$1,073,511	\$0	\$0	\$0	\$1,105,000	\$0	\$1,105,000	\$0
VARIOUS	19082	Active	F-ST99(735)		RUC Fed Grants: Local Overlay & Toll Int				Education			
		Will Not Adv			N/A							
		FA_MISC_50%		\$1,490,000	\$0	\$0	\$0	\$0	\$1,490,000	\$745,000	\$745,000	\$0
VARIOUS	19575	Active	F-ST99(755)		Rolling Density Meter (RDM)				Education			
		Will Not Adv			N/A							
		FA_MISC		\$6,250	\$0	\$0	\$0	\$0	\$6,250	\$5,000	\$1,250	\$0
VARIOUS	19583	Active	F-ST99(756)		FY2021 National Summer Transp Institute (NSTI)				Education			
		Will Not Adv			N/a							
		NSTI		\$20,000	\$0	\$0	\$0	\$0	\$20,000	\$20,000	\$0	\$0
VARIOUS	19614	Scoping	F-ST99(792)		UTA Contactless Payment				UTA/Transit			
		Will Not Adv			No location							
		COVID_UTA		\$0	\$538,200	\$0	\$0	\$0	\$538,200	\$538,200	\$0	\$0
VARIOUS	19637	Active	F-ST99(784)		FY20 Digital Construction AID Demo				Data System Development/Enhancement			
		Will Not Adv			N/A							
		FA_MISC		\$1,250,000	\$0	\$0	\$0	\$0	\$1,250,000	\$1,000,000	\$250,000	\$0
VARIOUS	19762	STIP	F-ST99(801)		Develop QC/QA Plan for 3D Digital Models				Develop Documents			
		To Be Adv Dt:			N/A							
		FA_STIC_2021		\$0	\$50,000	\$0	\$0	\$0	\$50,000	\$50,000	\$0	\$0
		ST_TRANS_SOL		\$0	\$12,500	\$0	\$0	\$0	\$12,500	\$0	\$12,500	\$0
		Total		\$0	\$62,500	\$0	\$0	\$0	\$62,500	\$50,000	\$12,500	\$0



DRAFT

DRAFT STIP

UDOT electronic Program Management Statewide Transportation Improvement Program



STIP 2022-2027

epm345_stip_report (Rev 1716)

Report Run on: Aug 30, 2021, 09:13 A.M.

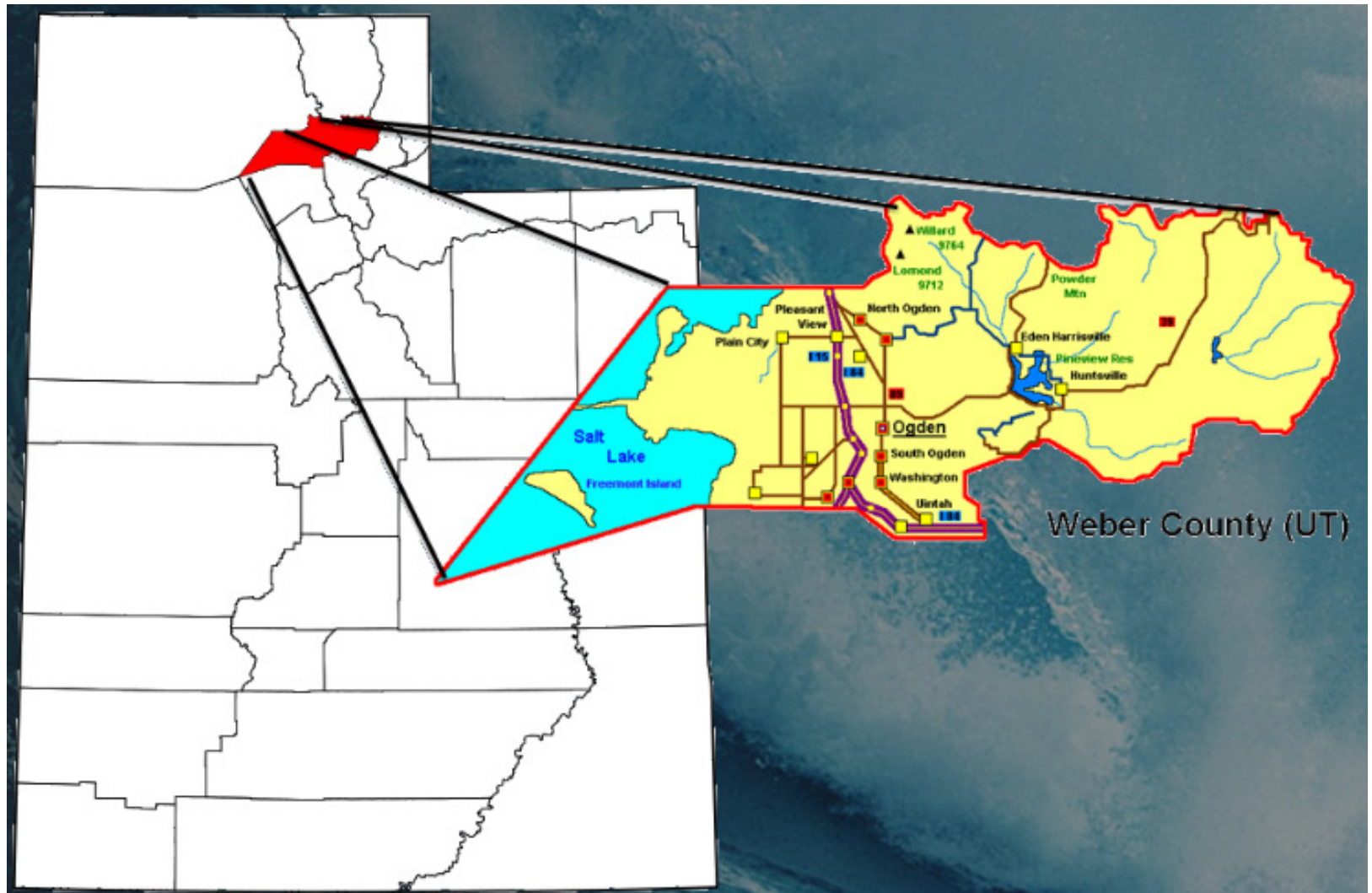
Region	PIN	Status	Project No.	Rt. Beg Len	PIN Description / Project Location				Concept Description			
		Fund	Prior	2022	2023	2024	2025	CD	Total	Fed Aid	State	Other
Various County Projects												
VARI0U	19763	STIP	F-ST99(802)		Create Data Set Listing				Develop Documents			
		To Be Adv Dt:			N/A							
		FA_STIC_2021		\$0	\$50,000	\$0	\$0	\$0	\$0	\$50,000	\$50,000	\$0
		ST_TRANS_SOL		\$0	\$12,500	\$0	\$0	\$0	\$0	\$12,500	\$0	\$12,500
		Total		\$0	\$62,500	\$0	\$0	\$0	\$0	\$62,500	\$50,000	\$12,500
VARI0U	13006	STIP	F-ST99(293)		UTA 1 Call - 1 Click & Outreach Program				UTA/Transit			
		To Be Adv Dt:			Utah Transit Authority (UTA) One Call - One Click Center & Veterans							
		FA_MISC		\$0	\$400,000	\$0	\$0	\$0	\$0	\$400,000	\$400,000	\$0
		FA_MISC_100%		\$0	\$50,000	\$0	\$0	\$0	\$0	\$50,000	\$50,000	\$0
		UTA_FUNDS		\$0	\$100,000	\$0	\$0	\$0	\$0	\$100,000	\$0	\$100,000
		Total		\$0	\$550,000	\$0	\$0	\$0	\$0	\$550,000	\$450,000	\$0
VARI0U	16039	STIP	F-ST99(494)		TIGER 8; First/Last Mile Program				UTA/Transit			
		Will Not Adv			* For more detail go to http://www.rideuta.com/About-UTA/Active-Projects/TIGER-Grant-Project							
		LOCAL_GOV		\$0	\$11,771,432	\$0	\$0	\$0	\$0	\$11,771,432	\$0	\$11,771,432
		TIGER_MAG		\$0	\$5,966,789	\$0	\$0	\$0	\$0	\$5,966,789	\$5,966,789	\$0
		TIGER_SUMMIT		\$0	\$688,350	\$0	\$0	\$0	\$0	\$688,350	\$688,350	\$0
		TIGER_TOOELE		\$0	\$313,285	\$0	\$0	\$0	\$0	\$313,285	\$313,285	\$0
		TIGER_WFRC		\$0	\$13,031,576	\$0	\$0	\$0	\$0	\$13,031,576	\$13,031,576	\$0
		Total		\$0	\$31,771,432	\$0	\$0	\$0	\$0	\$31,771,432	\$20,000,000	\$0
VARI0U	16040	STIP	F-ST99(495)		UTA; Enhanced Automated Train Control System				UTA/Transit			
		To Be Adv Dt:			UTA's Front Runner Enhanced Automated Train Control System							
		FTASEC_3028		\$0	\$3,520,000	\$0	\$0	\$0	\$0	\$3,520,000	\$2,816,000	\$704,000
		UTA_FUNDS		\$0	\$30,280,000	\$0	\$0	\$0	\$0	\$30,280,000	\$0	\$30,280,000
		Total		\$0	\$33,800,000	\$0	\$0	\$0	\$0	\$33,800,000	\$2,816,000	\$704,000

Weber County

The Wasatch Front Regional Council (WFRC) is responsible for coordinating the transportation planning process in the Salt Lake/ West Valley and the Ogden-Layton urbanized areas as the designated Metropolitan Planning Organization (MPO).

The Cities of Weber County include;

Farr West
Harrisville
Hooper
Marriott-Slaterville
North Ogden
Ogden
Plain
Pleasant View
Riverdale
Roy
South Ogden
Uintah
Washington Terrace
West Haven





DRAFT
DRAFT STIP

UDOT electronic Program Management Statewide Transportation Improvement Program



STIP 2022-2027

epm345_stip_report (Rev 1716)

Report Run on: Aug 30, 2021, 09:13 A.M.

Region	PIN	Status	Project No.	Rt.	Beg	Len	PIN Description / Project Location	Concept Description	CD	Total	Fed Aid	State	Other
		Fund	Prior		2022		2023	2024	2025				
Weber County Projects													
WEBER	12446	Undr Const	F-0039(32)9	39	9	5	SR-39; Ogden to Pineview Reservoir Bridge Rehab	Rehabilitation or Replacement					
		Adv Dt: 09/01/18					SR-39; MP 8.89 - 13.42						
		NHPP_BR	\$698,886		\$2,094		\$0	\$0	\$0	\$0	\$700,980	\$653,524	\$47,456
		SEC154_HSIP	\$350,000		\$0		\$0	\$0	\$0	\$0	\$350,000	\$326,305	\$23,695
		STP_BRIDGE	\$2,812,744		\$370		\$0	\$0	\$0	\$0	\$2,813,114	\$2,622,666	\$190,448
		STP_FLX_ST	\$188,000		\$0		\$0	\$0	\$0	\$0	\$188,000	\$175,272	\$12,728
		ST_BRIDGE	\$195,505		\$934,495		\$0	\$0	\$0	\$0	\$1,130,000	\$0	\$1,130,000
		ST_PVMT	\$0		\$400,000		\$0	\$0	\$0	\$0	\$400,000	\$0	\$400,000
		ST_SPOT_SFTY	\$0		\$0		\$0	\$0	\$0	\$0	\$0	\$0	\$0
		Total	\$4,245,135		\$1,336,960		\$0	\$0	\$0	\$0	\$5,582,094	\$3,777,768	\$1,804,327
WEBER	14263	Undr Const	F-0053(20)1	53	1	1	SR-53; 24th Street Viaduct Rehab, Ogden, C-655	Rehabilitation or Replacement					
		Adv Dt: 07/18/20					SR-53; MP .87 - 1.66						
		NHPP_BR	\$5,195,687		\$902,313		\$0	\$0	\$0	\$0	\$6,098,000	\$5,685,165	\$412,835
		STP_BRIDGE	\$102,000		\$0		\$0	\$0	\$0	\$0	\$102,000	\$95,095	\$6,905
		STP_FLX_ST	\$0		\$0		\$0	\$0	\$0	\$0	\$0	\$0	\$0
		ST_BRIDGE	\$143,285		\$856,715		\$0	\$0	\$0	\$0	\$1,000,000	\$0	\$1,000,000
		Total	\$5,440,972		\$1,759,028		\$0	\$0	\$0	\$0	\$7,200,000	\$5,780,260	\$1,419,740
WEBER	18834	Scoping	F-0060(14)1	60			UDOT Reg One/ Riverdale 1050 W & I-84 Sidewalk	Transportation Alternatives					
		To Be Adv Dt: 01/24/22					SR-60; MP .42 - .51						
		TAP_URB_O/L	\$0		\$514,856		\$0	\$0	\$0	\$0	\$514,856	\$480,000	\$34,856
WEBER	18855	STIP	S-0089(538)414	89	414	1	Ogden/WSU Bus Rapid Transit (BRT)	TIF - Transportation Investment Fund					
		To Be Adv Dt:					US-89; MP 413.75 - 414.25						
		ST_TTIF	\$0		\$4,000,000		\$0	\$0	\$0	\$0	\$4,000,000	\$0	\$4,000,000
WEBER	18858	STIP	S-R199(299)	89	414	1	BDO Phase 2 Shared Use Path	Trails					
		To Be Adv Dt:					US-89; MP 414.00 - 415.00						
		LOCAL_MATCH	\$0		\$0		\$0	\$0	\$0	\$600,000	\$600,000	\$0	\$600,000
		ST_TIF	\$0		\$0		\$0	\$0	\$0	\$900,000	\$900,000	\$0	\$900,000
		Total	\$0		\$0		\$0	\$0	\$0	\$1,500,000	\$1,500,000	\$0	\$900,000
WEBER	16945	STIP	F-0089(486)408	89	408		US-89 & Skyline Drive Intersection Imp	Intersection Modification					
		To Be Adv Dt:					US-89; MP 408.10 - 408.10						
		CMAQ_PM2.5	\$0		\$0		\$0	\$1,501,663	\$0	\$0	\$1,501,663	\$1,400,000	\$101,663
		CMAQ_WFRC	\$0		\$0		\$0	\$0	\$0	\$0	\$0	\$0	\$0
		Total	\$0		\$0		\$0	\$1,501,663	\$0	\$0	\$1,501,663	\$1,400,000	\$101,663
WEBER	16391	Scoping	S-R199(324)	97	5		I-15; SR-97 (5600 South), widening of 5600 South	Upgrade Existing Interchange					
		To Be Adv Dt: 12/01/22					SR-97; MP 5.10 - 5.30						
		ST_TIF_HB433	\$0		\$20,000,000		\$32,000,000	\$186,000,000	\$0	\$0	\$238,000,000	\$0	\$238,000,000



DRAFT

DRAFT STIP

UDOT electronic Program Management

Statewide Transportation Improvement Program



STIP 2022-2027

epm345_stip_report (Rev 1716)

Report Run on: Aug 30, 2021, 09:13 A.M.

Region	PIN	Status	Project No.	Rt.	Beg Len	PIN Description / Project Location				Concept Description				
		Fund	Prior		2022	2023	2024	2025	CD	Total	Fed Aid	State	Other	
Weber County Projects														
WEBER	16947	Active	F-0204(15)3	204	3	Wall Avenue & 20th Street Intersection Imp				Intersection Modification				
		To Be Adv Dt: 08/30/21				SR-204; MP 2.66 - 2.66								
		CMAQ_WFRC	\$98,000		\$1,510,924	\$0	\$0	\$0	\$0	\$1,608,924	\$1,500,000	\$108,924	\$0	
		L_BETTERMENT	\$935		\$0	\$0	\$0	\$0	\$0	\$935	\$0	\$0	\$935	
		STP_FLX_ST	\$295,000		\$1,205,000	\$0	\$0	\$0	\$0	\$1,500,000	\$1,398,450	\$101,550	\$0	
		Total	\$393,935		\$2,715,924	\$0	\$0	\$0	\$0	\$3,109,859	\$2,898,450	\$210,474	\$935	
WEBER	19606	Funding	NEWPROJ(19606)	204	4	Ogden/ Layton Area Signal Timing & Optimization				Traffic Signal Coordination				
		To Be Adv Dt:				SR-204; MP .00 - 3.56								
NEW		STP_URB_O/L	\$0		\$0	\$0	\$0	\$0	\$400,000	\$400,000	\$372,920	\$27,080	\$0	
WEBER	14408	Undr Const	F-0235(20)3	235	3	SR-235; Intersection Improvements at 2700 North				Choke Point				
		Adv Dt: 09/12/20				SR-235; MP 2.99 - 3.20								
		LOCAL_GOV'T	\$849,872		\$128	\$0	\$0	\$0	\$0	\$850,000	\$0	\$0	\$850,000	
		STP_FLX_ST	\$3,000,000		\$0	\$0	\$0	\$0	\$0	\$3,000,000	\$2,796,900	\$203,100	\$0	
		Total	\$3,849,872		\$128	\$0	\$0	\$0	\$0	\$3,850,000	\$2,796,900	\$203,100	\$850,000	
WEBER	18812	STIP	F-3308(3)1	3308	1	4800 South & Layton Canal				Reconstruct & Widening				
		To Be Adv Dt:				Cnty:FA-3308; MP 1.33 - 1.42								
		STP_URB_O/L	\$0		\$471,500	\$0	\$0	\$0	\$0	\$471,500	\$439,579	\$0	\$31,921	
WEBER	17847	STIP	F-3310(1)1	3310		6000 South & 3100 West Round-a-bout				Intersection Modification				
		To Be Adv Dt:				Cnty:FA-3310; MP .50 - .50								
		CMAQ_WFRC	\$0		\$0	\$0	\$0	\$0	\$722,375	\$722,375	\$673,470	\$0	\$48,905	
		LOCAL_GOV'T	\$0		\$0	\$0	\$0	\$0	\$38,325	\$38,325	\$0	\$0	\$38,325	
		Total	\$0		\$0	\$0	\$0	\$0	\$760,700	\$760,700	\$673,470	\$0	\$87,230	
WEBER	19628	Funding	NEWPROJ(19628)	3318		4000 South SRTS Rail Crossing; 2550 W - 2350 W				Pedestrian/Bicycle Safety				
		To Be Adv Dt:				Cnty:FA-3318; MP .40 - .66								
NEW		LOCAL_GOV'T	\$0		\$0	\$0	\$0	\$0	\$8,661	\$8,661	\$0	\$0	\$8,661	
		STP_URB_O/L	\$0		\$0	\$0	\$0	\$0	\$241,339	\$241,339	\$225,000	\$0	\$16,339	
		Total	\$0		\$0	\$0	\$0	\$0	\$250,000	\$250,000	\$225,000	\$0	\$25,000	
WEBER	17795	Scoping	F-3328(2)1	3328	1	300 West; 5000 South to Riverdale City Boundary				Reconstruct no widening				
		To Be Adv Dt: 01/27/22				Cnty:FA-3328; MP .53 - 1.22								
		LOCAL_GOV'T	\$0		\$0	\$0	\$125,000	\$0	\$0	\$125,000	\$0	\$0	\$125,000	
		STP_URB_O/L	\$0		\$10,000	\$1,816,484	\$1,072,616	\$0	\$0	\$2,899,100	\$2,702,831	\$0	\$196,269	
		Total	\$0		\$10,000	\$1,816,484	\$1,197,616	\$0	\$0	\$3,024,100	\$2,702,831	\$0	\$321,269	



DRAFT

DRAFT STIP

UDOT electronic Program Management

Statewide Transportation Improvement Program



STIP 2022-2027

epm345_stip_report (Rev 1716)

Report Run on: Aug 30, 2021, 09:13 A.M.

Region	PIN	Status	Project No.	Rt.	Beg	Len	PIN Description / Project Location				Concept Description				
		Fund	Prior		2022		2023	2024	2025	CD	Total	Fed Aid	State	Other	
Weber County Projects															
WEBER	13124	Undr Const Will Not Adv	S-LC57(32)	3359	1	1	4700 West; 4000 South to 4600 South Cnty:FA-3359; MP .84 - 1.84 & 4700 West; 4200 South to 4800 South				Reconstruct & Widening				
		LOCAL_MATCH			\$0		\$0	\$0	\$0	\$0	\$0	\$0	\$0	\$0	
		L_PASS_MATCH			\$0		\$197,613	\$0	\$0	\$0	\$197,613	\$0	\$0	\$197,613	
		STP_URB_O/L			\$0		\$0	\$0	\$0	\$0	\$0	\$0	\$0	\$0	
		ST_TIF			\$0		\$0	\$0	\$0	\$0	\$0	\$0	\$0	\$0	
		ST_TIF_EXCH			\$185,267		\$1,790,862	\$0	\$0	\$0	\$1,976,128	\$0	\$1,976,128	\$0	
		Total			\$185,267		\$1,988,475	\$0	\$0	\$0	\$2,173,741	\$0	\$1,976,128	\$197,613	
WEBER	15905	Scoping To Be Adv Dt: 10/13/22	F-3370(1)0	3370		1	3600 West; 2600 N to 1975 N, Plain City Cnty:FA-3370; MP .00 - .78				Reconstruct & Widening				
		LOCAL_MATCH			\$0		\$162,059	\$0	\$0	\$0	\$162,059	\$0	\$0	\$162,059	
		STP_COVID_OL			\$0		\$2,231,728	\$0	\$0	\$0	\$2,231,728	\$2,231,728	\$0	\$0	
		STP_URB_O/L			\$0		\$717,612	\$0	\$0	\$0	\$717,612	\$669,030	\$0	\$48,582	
		TAP_URB_O/L			\$0		\$321,785	\$0	\$0	\$0	\$321,785	\$300,000	\$0	\$21,785	
		Total			\$0		\$3,433,184	\$0	\$0	\$0	\$3,433,184	\$3,200,758	\$0	\$232,427	
WEBER	18809	STIP To Be Adv Dt:	F-3371(1)1	3371	1	1	North Plain City Road; 2917 West to 3350 West Cnty:FA-3371; MP .90 - 1.61				Reconstruct & Widening				
		LOCAL_GOV'T			\$0		\$0	\$0	\$0	\$234,744	\$234,744	\$0	\$0	\$234,744	
		STP_URB_O/L			\$0		\$0	\$0	\$0	\$3,754,156	\$3,754,156	\$3,500,000	\$0	\$254,156	
		Total			\$0		\$0	\$0	\$0	\$3,988,900	\$3,988,900	\$3,500,000	\$0	\$488,900	
WEBER	17865	Scoping To Be Adv Dt: 12/06/21	F-3416(1)	3416			20th & Lincoln Traffic Signal Cnty:FA-3416; MP .14 - .14				Intersection Improvements				
		LOCAL_GOV'T			\$0		\$150,745	\$0	\$0	\$0	\$150,745	\$0	\$0	\$150,745	
		TAP_URB_O/L			\$72,000		\$184,355	\$0	\$0	\$0	\$256,355	\$239,000	\$0	\$17,355	
		Total			\$72,000		\$335,100	\$0	\$0	\$0	\$407,100	\$239,000	\$0	\$168,100	
WEBER	17797	STIP To Be Adv Dt:	F-3442(2)5	3442	5	1	West Harrisville Rd; US-89 to 750 West Cnty:FA-3442; MP 5.16 - 5.76				Reconstruct & Widening				
		LOCAL_GOV'T			\$0		\$0	\$0	\$0	\$125,000	\$125,000	\$0	\$0	\$125,000	
		STP_URB_O/L			\$0		\$0	\$653,660	\$0	\$2,681,540	\$3,335,200	\$3,109,407	\$0	\$225,793	
		Total			\$0		\$0	\$653,660	\$0	\$2,806,540	\$3,460,200	\$3,109,407	\$0	\$350,793	
WEBER	18814	STIP To Be Adv Dt:	F-3446(1)	3446	1	1	4000 North; SR-126 to 2800 West Cnty:FA-3446; MP 1.32 - 1.88				Reconstruct & Widening				
		LOCAL_GOV'T			\$0		\$0	\$0	\$0	\$4,204,537	\$4,204,537	\$0	\$0	\$4,204,537	
		STP_URB_O/L			\$0		\$0	\$0	\$0	\$2,896,064	\$2,896,064	\$2,700,000	\$0	\$196,064	
		Total			\$0		\$0	\$0	\$0	\$7,100,600	\$7,100,600	\$2,700,000	\$0	\$4,400,600	
WEBER	17371	Scoping To Be Adv Dt: 01/12/22	F-3462(7)9	3462	9		4100 N Over N Fork Ogden River Bridge Replacement Cnty:FA-3462; MP 8.80 - 9.06				Rehabilitation or Replacement				
		STP_BRIDGE			\$0		\$0	\$1,324,000	\$0	\$0	\$1,324,000	\$1,234,365	\$0	\$89,635	



DRAFT

DRAFT STIP

UDOT electronic Program Management

Statewide Transportation Improvement Program



STIP 2022-2027

epm345_stip_report (Rev 1716)

Report Run on: Aug 30, 2021, 09:13 A.M.

Region	PIN	Status	Project No.	Rt. Beg Len	PIN Description / Project Location				Concept Description			
		Fund	Prior	2022	2023	2024	2025	CD	Total	Fed Aid	State	Other
Weber County Projects												
WEBER	15683	Scoping	S-I15-8(158)343	MULT	I-15; 24th Street Interchange				TIF - Transportation Investment Fund			
		To Be Adv Dt: 04/03/23			I-15; MP 342.80 - 343.50 & I-15; MP 342.80 - 343.50							
		ST_TIF		\$2,301,178	\$11,124,485	\$28,000,000	\$32,500,000	\$0	\$22,074,337	\$96,000,000	\$0	\$96,000,000
WEBER	15685	Active	S-I15-8(159)338	MULT	I-15; SR-97 (5600 South) Environmental Study				TIF - Transportation Investment Fund			
		Will Not Adv			I-15; MP 338.00 - 338.80 & I-15; MP 338.00 - 338.80 & SR-97; MP 3.00 - 5.35 & Addendum to add the section of SR-97 that is included within the study limits							
		ST_TIF		\$1,966,167	\$1,033,833	\$0	\$0	\$0	\$3,000,000	\$0	\$3,000,000	\$0
WEBER	14840	Undr Const	S-LC57(37)	MULT	20th St.; Washington to Monroe Reconstruction				Reconstruct & Widening			
		Will Not Adv			20th Street, Washington to Monroe							
		LOCAL_MATCH		\$0	\$0	\$0	\$0	\$0	\$0	\$0	\$0	\$0
		L_PASS_MATCH		\$0	\$242,332	\$0	\$0	\$0	\$242,332	\$0	\$0	\$242,332
		STP_URB_O/L		\$0	\$0	\$0	\$0	\$0	\$0	\$0	\$0	\$0
		ST_TIF		\$0	\$0	\$0	\$0	\$0	\$0	\$0	\$0	\$0
		ST_TIF_EXCH		\$745,297	\$1,678,020	\$0	\$0	\$0	\$2,423,317	\$0	\$2,423,317	\$0
		Total		\$745,297	\$1,920,352	\$0	\$0	\$0	\$2,665,649	\$0	\$2,423,317	\$242,332
WEBER	14850	Scoping	F-LC57(45)	MULT	SR-60; Round-About at Ritter Drive, Riverdale				Intersection Modification			
		To Be Adv Dt: 02/25/22			SR-168; MP 1.13 - 1.16 & SR-60; MP .76 - .79 & SR-60 at Ritter Drive, Riverdale							
		CMAQ_WFRC		\$63,500	\$554,500	\$0	\$0	\$0	\$618,000	\$576,161	\$0	\$41,839
WEBER	15906	Scoping	F-R199(235)	MULT	Ogden-WSU Bus Rapid Transit (BRT) - Design				UTA/Transit			
		Will Not Adv			Ogden Intermodal Hub (23rd/ Wall Ave) to McKay Dee Hospital (48th/ Harrison Blvd)							
		LOCAL_GOV'T		\$0	\$0	\$0	\$0	\$0	\$0	\$0	\$0	\$0
		STP_URB_O/L		\$0	\$0	\$0	\$0	\$0	\$0	\$0	\$0	\$0
		ST_CONT_PG		\$9,240	\$0	\$0	\$0	\$0	\$9,240	\$0	\$9,240	\$0
		TFER_2_UTA		\$0	\$1,608,924	\$0	\$0	\$0	\$1,608,924	\$1,500,000	\$108,924	\$0
		Total		\$9,240	\$1,608,924	\$0	\$0	\$0	\$1,618,164	\$1,500,000	\$118,164	\$0
WEBER	16936	STIP	F-3354(4)0	MULT	40th St & Chimes View - Riverdale to Washington				Reconstruct & Widening			
		To Be Adv Dt:			Cnty:FA-3354; MP .00 - .46 & Cnty:FA-3354; MP 3.70 - 4.05							
		LOCAL_GOV'T		\$0	\$0	\$0	\$0	\$454,735	\$454,735	\$0	\$0	\$454,735
		STP_URB_O/L		\$0	\$0	\$1,072,616	\$1,608,924	\$0	\$1,608,925	\$4,290,465	\$4,000,001	\$290,464
		Total		\$0	\$0	\$1,072,616	\$1,608,924	\$0	\$2,063,660	\$4,745,200	\$4,000,001	\$745,199
WEBER	16952	STIP	F-3442(1)1	MULT	1975 North; 3600 West to 3525 West (PIN 15905)				Pedestrian/Bike facility			
		Will Not Adv			Cnty:FA-3442; MP 1.33 - 1.45 & Cnty:FA-3442; MP 1.32 - 1.32							
		TAP_URB_O/L		\$0	\$0	\$0	\$0	\$0	\$0	\$0	\$0	\$0
WEBER	19620	Funding	NEWPROJ(19620)	MULT	1700 So; 12th Str to Ogden Boundary Line				Reconstruct & Widening			
		To Be Adv Dt:			Cnty:FA-3368; MP .52 - 1.19 & Cnty:FA-3368; MP .52 - .52							
		LOCAL_GOV'T		\$0	\$0	\$0	\$0	\$2,600,100	\$2,600,100	\$0	\$0	\$2,600,100
		STP_URB_O/L		\$0	\$0	\$0	\$0	\$2,475,100	\$2,475,100	\$2,307,536	\$0	\$167,564
		Total		\$0	\$0	\$0	\$0	\$5,075,200	\$5,075,200	\$2,307,536	\$0	\$2,767,664



DRAFT

DRAFT STIP

UDOT electronic Program Management

Statewide Transportation Improvement Program



STIP 2022-2027

epm345_stip_report (Rev 1716)

Report Run on: Aug 30, 2021, 09:13 A.M.

Region	PIN	Status	Project No.	Rt. Beg Len	PIN Description / Project Location				Concept Description			
		Fund	Prior	2022	2023	2024	2025	CD	Total	Fed Aid	State	Other
Weber County Projects												
WEBER	19621	Funding	NEWPROJ(19621)	MULT	20th Street; Quincy Ave to Harrison Blvd				Reconstruct no widening			
		To Be Adv Dt:			Cnty:FA-3416; MP 1.16 - 1.58 & Cnty:FA-3416; MP 1.15 - 1.17							
NEW		LOCAL_GOV		\$0	\$0	\$0	\$0	\$3,154,768	\$3,154,768	\$0	\$0	\$3,154,768
		STP_URB_O/L		\$0	\$0	\$0	\$0	\$2,145,232	\$2,145,232	\$2,000,000	\$0	\$145,232
		Total		\$0	\$0	\$0	\$0	\$5,300,000	\$5,300,000	\$2,000,000	\$0	\$3,300,000
WEBER	13615	STIP	S-0067(25)0	OTHER	SR-67; Corridor Preservation, Weber County				Corridor Preservation			
		To Be Adv Dt:			Future SR-67 Corridor in Weber County							
		ST_CORR_PRES		\$155,464	\$918	\$0	\$0	\$0	\$156,382	\$0	\$156,382	\$0
WEBER	16939	STIP	F-LC57(49)	OTHER	UTA Locomotive Rebuild				UTA/Transit			
		Will Not Adv			Rebuilding of the Commuter Rail Locomotives (Location for GIS - Weber Intermodal Center)							
		CMAQ_PM2.5		\$0	\$933,176	\$0	\$0	\$0	\$933,176	\$870,000	\$63,176	\$0
		LOCAL_GOV		\$0	\$0	\$0	\$0	\$381,015	\$381,015	\$0	\$0	\$381,015
		STP_URB_O/L		\$0	\$0	\$0	\$0	\$0	\$0	\$0	\$0	\$0
		Total		\$0	\$933,176	\$0	\$0	\$381,015	\$1,314,191	\$870,000	\$63,176	\$381,015
WEBER	14842	Undr Const	S-LC57(38)	OTHER	450/400 E.; 2600 N. to Elberta, Widening, N. Ogden				TIF - Transportation Investment Fund			
		Will Not Adv			450/400 Est; 2600 North to Elberta Drive							
		LOCAL_GOV		\$0	\$0	\$0	\$0	\$0	\$0	\$0	\$0	\$0
		L_PASS_MATCH		\$0	\$391,000	\$0	\$0	\$0	\$391,000	\$0	\$0	\$391,000
		STP_FLX_ST		\$0	\$0	\$0	\$0	\$0	\$0	\$0	\$0	\$0
		STP_HIF_O/L		\$0	\$0	\$0	\$0	\$0	\$0	\$0	\$0	\$0
		STP_URB_O/L		\$0	\$0	\$0	\$0	\$0	\$0	\$0	\$0	\$0
		ST_TIF		\$0	\$0	\$0	\$0	\$0	\$0	\$0	\$0	\$0
		ST_TIF_EXCH		\$0	\$3,519,000	\$0	\$0	\$0	\$3,519,000	\$0	\$3,519,000	\$0
		Total		\$0	\$3,910,000	\$0	\$0	\$0	\$3,910,000	\$0	\$3,519,000	\$391,000
WEBER	14846	STIP	F-LC57(43)	OTHER	UTA Intermodal Center; Weber State University				UTA/Transit			
		Will Not Adv			Ice Sheet Parking, Weber State University							
		CMAQ_PM2.5		\$0	\$0	\$0	\$0	\$0	\$0	\$0	\$0	\$0
		CMAQ_WFRC		\$0	\$0	\$0	\$0	\$0	\$0	\$0	\$0	\$0
		TFER_2_UTA		\$0	\$1,072,616	\$0	\$0	\$0	\$1,072,616	\$1,000,000	\$0	\$72,616
		UTA_FUNDS		\$0	\$0	\$0	\$0	\$0	\$0	\$0	\$0	\$0
		Total		\$0	\$1,072,616	\$0	\$0	\$0	\$1,072,616	\$1,000,000	\$0	\$72,616
WEBER	14847	Scoping	F-LC57(44)	OTHER	Ogden Bike Share Program				Transportation Alternatives			
		To Be Adv Dt: 07/05/22			Downtown Ogden							
		CMAQ_PM2.5		\$0	\$0	\$0	\$0	\$0	\$0	\$0	\$0	\$0
		CMAQ_PM2.5_1		\$45,188	\$556,686	\$0	\$0	\$0	\$601,873	\$601,873	\$0	\$0
		CMAQ_WFRC		\$0	\$0	\$0	\$0	\$0	\$0	\$0	\$0	\$0
		CMAQ_WFRC_1		\$0	\$0	\$0	\$0	\$0	\$0	\$0	\$0	\$0
		L_PASS_MATCH		\$0	\$43,706	\$0	\$0	\$0	\$43,706	\$0	\$0	\$43,706
		ST_CONT_R1		\$1,502	\$0	\$0	\$0	\$0	\$1,502	\$0	\$1,502	\$0
		Total		\$46,689	\$600,391	\$0	\$0	\$0	\$647,081	\$601,873	\$1,502	\$43,706



DRAFT

DRAFT STIP

UDOT electronic Program Management

Statewide Transportation Improvement Program



STIP 2022-2027

epm345_stip_report (Rev 1716)

Report Run on: Aug 30, 2021, 09:13 A.M.

Region	PIN	Status	Project No.	Rt. Beg Len	PIN Description / Project Location				Concept Description			State	Other
	Fund		Prior	2022	2023	2024	2025	CD	Total	Fed Aid			
Weber County Projects													
WEBER	14853	Scoping	F-LC57(40)	OTHER	Bicycle and Ped Safety Enhancements, Riverdale Riverdale Various Locations				Pedestrian/Bike facility				
		To Be Adv Dt: 11/28/22											
		TAP_URB_WFRC		\$0	\$69,720	\$0	\$0	\$0	\$0	\$69,720	\$65,000	\$0	\$4,720
WEBER	14856	Scoping	F-LC57(41)	OTHER	Tri City Alt. Trans. Planning, S. Weber Co. Area Within the Cities of Riverdale, South Ogden, & Washington Terrace				Pedestrian/Bike facility				
		Will Not Adv											
		ST_CONT_R1		\$97	\$3	\$0	\$0	\$0	\$0	\$100	\$0	\$100	\$0
		TAP_URB_WFRC		\$96,535	\$0	\$0	\$0	\$0	\$0	\$96,535	\$90,000	\$0	\$6,535
		Total		\$96,632	\$3	\$0	\$0	\$0	\$0	\$96,635	\$90,000	\$100	\$6,535
WEBER	15923	STIP	F-R199(236)	OTHER	Update Bike Cars on Frontrunner - UTA *This request is for new bike racks on 6 of UTA's 16 FrontRunner bike cars.				Transportation Alternatives				
		Will Not Adv											
		LOCAL_GOV		\$0	\$15,001	\$0	\$0	\$0	\$0	\$15,001	\$0	\$0	\$15,001
		TAP_URB_WFRC		\$0	\$0	\$0	\$0	\$0	\$0	\$0	\$0	\$0	\$0
		TFER_2_UTA		\$0	\$101,899	\$0	\$0	\$0	\$0	\$101,899	\$95,000	\$6,899	\$0
		Total		\$0	\$116,900	\$0	\$0	\$0	\$0	\$116,900	\$95,000	\$6,899	\$15,001
WEBER	16934	STIP	F-LC57(48)	OTHER	Ogden-WSU Bus Rapid Transit (BRT) - Construction Ogden/Weber State University BRT; Ogden intermodal and WSU/McKay Dee Hospital - with exclusive lanes from 30th and Harrison to the Dee Events Center.				New Capacity				
		Will Not Adv											
		CMAQ_PM2.5		\$0	\$1,608,925	\$0	\$0	\$0	\$0	\$1,608,925	\$1,500,001	\$0	\$108,924
		CMAQ_WFRC		\$0	\$0	\$0	\$0	\$0	\$0	\$0	\$0	\$0	\$0
		FTASEC_5309		\$0	\$90,000,000	\$7,903,590	\$0	\$0	\$0	\$97,903,590	\$78,322,872	\$0	\$19,580,718
		LOCAL_GOV		\$0	\$0	\$0	\$0	\$0	\$0	\$0	\$0	\$0	\$0
		LOCAL_INKIND		\$0	\$4,570,000	\$0	\$0	\$0	\$0	\$4,570,000	\$0	\$0	\$4,570,000
		STP_URB_O/L		\$0	\$0	\$0	\$0	\$0	\$0	\$0	\$0	\$0	\$0
		TFER_2_UTA		\$0	\$3,754,156	\$0	\$0	\$0	\$0	\$3,754,156	\$3,500,000	\$0	\$254,156
		UTA_FUNDS		\$0	\$4,478,513	\$0	\$0	\$0	\$0	\$4,478,513	\$0	\$0	\$4,478,513
		Total		\$0	\$104,411,594	\$7,903,590	\$0	\$0	\$0	\$112,315,184	\$83,322,873	\$0	\$28,992,312
WEBER	16946	Advertised	F-LC57(47)	OTHER	Polk Avenue; 36th Street to Franklin Polk Avenue; 36th Street to Franklin				Pedestrian/Bike facility				
		Adv Dt: 08/28/21											
		CMAQ_WFRC		\$595,302	\$0	\$0	\$0	\$0	\$0	\$595,302	\$555,000	\$0	\$40,302
		LOCAL_GOV		\$0	\$307,241	\$0	\$0	\$0	\$0	\$307,241	\$0	\$0	\$307,241
		Total		\$595,302	\$307,241	\$0	\$0	\$0	\$0	\$902,543	\$555,000	\$0	\$347,543
WEBER	17866	Scoping	F-R199(271)	OTHER	3100 West; 4800 So to 5000 So, Sidewalk 3100 West; 4800 South to 5000 South Sidewalk, Roy				Safe Sidewalk				
		To Be Adv Dt: 05/19/22											
		LOCAL_GOV		\$0	\$10,453	\$0	\$0	\$0	\$0	\$10,453	\$0	\$0	\$10,453
		TAP_URB_O/L		\$0	\$0	\$0	\$0	\$0	\$0	\$0	\$0	\$0	\$0
		TAP_URB_WFRC		\$2,000	\$289,247	\$0	\$0	\$0	\$0	\$291,247	\$271,530	\$0	\$19,717
		Total		\$2,000	\$299,700	\$0	\$0	\$0	\$0	\$301,700	\$271,530	\$0	\$30,170



DRAFT

DRAFT STIP

UDOT electronic Program Management

Statewide Transportation Improvement Program



STIP 2022-2027

Report Run on: Aug 30, 2021, 09:13 A.M.

epm345_stip_report (Rev 1716)

Region	PIN	Status	Project No.	Rt. Beg Len	PIN Description / Project Location				Concept Description				
	Fund		Prior	2022	2023	2024	2025	CD	Total	Fed Aid	State	Other	
Weber County Projects													
WEBER	17954	STIP	F-R299(352)	OTHER	Skyline Drive; 1100 W to 4300 N (Pleasant View)				New Capacity				
	To Be Adv Dt: Skyline Drive; US-89 to 1100 West, Pleasant View City												
	LOCAL_GOV			\$0	\$0	\$0	\$0	\$28,655,373	\$28,655,373	\$0	\$0	\$28,655,373	
	STP_URB_O/L			\$0	\$0	\$0	\$1,836,414	\$0	\$1,846,413	\$3,682,827	\$3,433,500	\$0	\$249,327
	Total			\$0	\$0	\$0	\$1,836,414	\$0	\$30,501,786	\$32,338,200	\$3,433,500	\$0	\$28,904,700
WEBER	18811	STIP	F-LC57(51)0	OTHER	5500 West; 5500 South to Davis Co Line				Reconstruct & Widening				
	To Be Adv Dt: 5500 West; 5500 South (SR-97) to Weber/ Davis County Line												
	LOCAL_GOV			\$0	\$0	\$0	\$0	\$490,000	\$490,000	\$0	\$0	\$490,000	
	STP_URB_O/L			\$0	\$0	\$0	\$0	\$1,981,100	\$1,981,100	\$1,846,980	\$0	\$134,120	
	Total			\$0	\$0	\$0	\$0	\$2,471,100	\$2,471,100	\$1,846,980	\$0	\$624,120	
WEBER	18828	STIP	F-R199(297)	OTHER	Bus Rapid Transit - Operating Subsidy				UTA/Transit				
	To Be Adv Dt: Ogden/Weber State University (WSU) Bus Rapid Transit (BRT) is a 5.3-mile project connecting from the Ogden FrontRunner commuter rail station to Weber State University and McKay Dee Hospital												
	CMAQ_WFRC			\$0	\$0	\$0	\$0	\$1,230,700	\$1,230,700	\$1,147,382	\$0	\$83,318	
WEBER	18829	STIP	F-R199(198)	OTHER	On Route Electric Bus Charging Infrastructure				UTA/Transit				
	To Be Adv Dt: Ogden/Weber State University (WSU) Bus Rapid Transit (BRT) is a 5.3-mile project connecting from the Ogden FrontRunner commuter rail station to Weber State University and McKay Dee Hospital												
	CMAQ_WFRC			\$0	\$0	\$0	\$0	\$1,500,000	\$1,500,000	\$1,398,450	\$0	\$101,550	
WEBER	18830	STIP	F-LC57(52)	OTHER	Ogden City Bike Share Expansion				Transportation Alternatives				
	To Be Adv Dt: Ogden City Green Bike Expansion Various Locations around Downtown												
	CMAQ_WFRC			\$0	\$0	\$0	\$0	\$435,200	\$435,200	\$405,737	\$0	\$29,463	
WEBER	18933	Scoping	S-R199(304)		SR-97 (5600 South), Weber Co. Corridor Preservation				Corridor Preservation				
	Will Not Adv SR-97 (5600 South), Weber Co. Corridor Preservation												
	ST_CORR_PRES			\$3,018,594	\$481,406	\$0	\$0	\$0	\$3,500,000	\$0	\$3,500,000	\$0	
WEBER	19741	STIP	S-R199(341)		Ogden Canyon Shared use Path				Pedestrian/Bike facility				
	To Be Adv Dt: Ogden Canyon Shared use Path												
	L_PASS_MATCH			\$0	\$600,000	\$0	\$0	\$0	\$600,000	\$0	\$0	\$600,000	
	ST_TIF_ACT			\$0	\$2,400,000	\$0	\$0	\$0	\$2,400,000	\$0	\$2,400,000	\$0	
	Total			\$0	\$3,000,000	\$0	\$0	\$0	\$3,000,000	\$0	\$2,400,000	\$600,000	
WEBER	19564	Funding	NEWPROJ(19564)		Causey Reservoir Access - UT FLAP WEB 10(1)				Federal Lands Access Program				
	To Be Adv Dt: Causey Reservoir Access - Roadway Rehabilitation & Roadway Widening												
NEW	FLHP			\$0	\$0	\$0	\$7,400,000	\$0	\$7,400,000	\$7,400,000	\$0	\$0	
WEBER	11091	Scoping	F-R199(133)		Washington Blvd & Larsen Lane				Intersection Improvements				
	Will Not Adv Washington Blvd. & Larsen Lane												
	STP_URB_O/L			\$0	\$0	\$0	\$0	\$0	\$0	\$0	\$0	\$0	
	ST_CONCPT_D1			\$2,650	\$310	\$0	\$0	\$0	\$2,960	\$0	\$2,960	\$0	
	ST_CONT_PG			\$1,910	\$8,816	\$0	\$0	\$0	\$10,726	\$0	\$10,726	\$0	
	Total			\$4,561	\$9,126	\$0	\$0	\$0	\$13,686	\$0	\$13,686	\$0	



DRAFT

DRAFT STIP

UDOT electronic Program Management

Statewide Transportation Improvement Program



STIP 2022-2027

epm345_stip_report (Rev 1716)

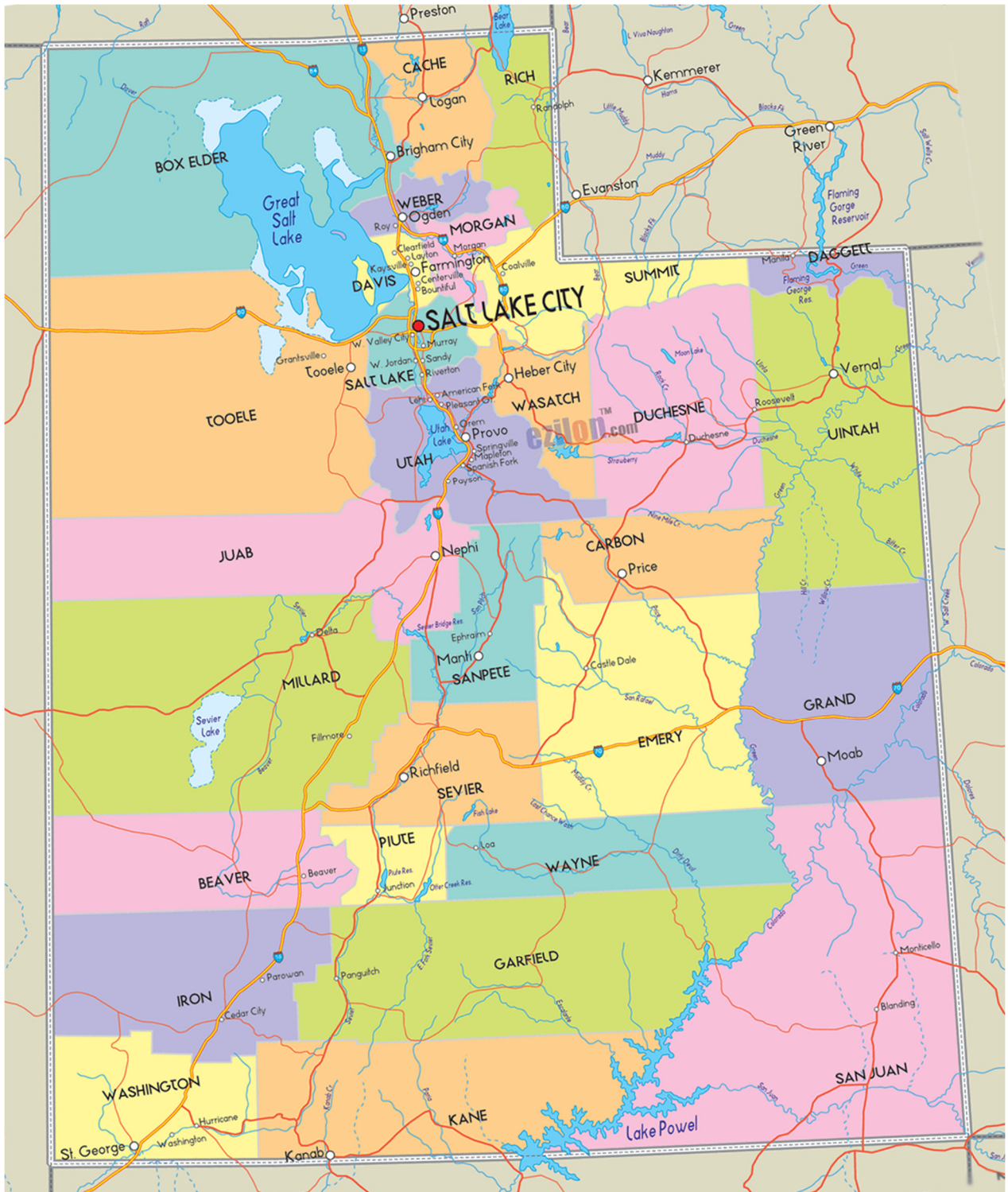
Report Run on: Aug 30, 2021, 09:13 A.M.

Region	PIN	Status	Project No.	Rt. Beg Len	PIN Description / Project Location					Concept Description			State	Other
		Fund	Prior	2022	2023	2024	2025	CD	Total	Fed Aid				
Weber County Projects														
WEBER	13132	STIP	F-0097(9)							Operations/Maintenance				
		To Be Adv Dt:												
		CMAQ_WFRC		\$0	\$0	\$0	\$0	\$0	\$804,462	\$804,462	\$750,000	\$54,462	\$0	\$0
WEBER	14045	Scoping	S-LC57(34)							Reconstruct & Widening				
		Will Not Adv												
		LOCAL_MATCH		\$0	\$0	\$0	\$0	\$0	\$0	\$0	\$0	\$0	\$0	\$0
		L_PASS_MATCH		\$0	\$207,915	\$0	\$0	\$0	\$0	\$207,915	\$0	\$0	\$0	\$207,915
		STP_URB_O/L		\$0	\$0	\$0	\$0	\$0	\$0	\$0	\$0	\$0	\$0	\$0
		ST_TIF		\$0	\$0	\$0	\$0	\$0	\$0	\$0	\$0	\$0	\$0	\$0
		ST_TIF_EXCH		\$1,639,910	\$439,238	\$0	\$0	\$0	\$0	\$2,079,148	\$0	\$2,079,148	\$0	\$0
		Total		\$1,639,910	\$647,153	\$0	\$0	\$0	\$0	\$2,287,063	\$0	\$2,079,148	\$0	\$207,915
WEBER	14057	Scoping	F-LC57(35)							Pedestrian/Bicycle Safety				
		Will Not Adv												
		TAP_URB_WFRC		\$0	\$373,270	\$0	\$0	\$0	\$0	\$373,270	\$348,000	\$0	\$0	\$25,270
WEBER	18802	STIP	F-LC57(50)0							UTA/Transit				
		To Be Adv Dt:												
		LOCAL_GOV		\$0	\$0	\$0	\$0	\$0	\$4,785,477	\$4,785,477	\$0	\$0	\$0	\$4,785,477
		STP_URB_O/L		\$0	\$0	\$0	\$0	\$0	\$214,523	\$214,523	\$200,000	\$0	\$0	\$14,523
		Total		\$0	\$0	\$0	\$0	\$0	\$5,000,000	\$5,000,000	\$200,000	\$0	\$0	\$4,800,000

County

These are listed in the 2022-2027 TIP as programs that identify the funding source but the specific projects.

These programs include Bridge Inspection, Region Project Concept Development, and Bridge Loading, Scour Inspection, Pavement Rehabilitation, Pavement Maintenance, etc.





DRAFT

DRAFT STIP

UDOT electronic Program Management

Statewide Transportation Improvement Program



STIP 2022-2027

epm345_stip_report (Rev 1716)

Report Run on: Aug 30, 2021, 09:13 A.M.

Region	PIN	Program Description	Fund	Prior	2022	2023	2024	2025	CD	Total	Fed Aid	State	Other
County Programs													
1	16615	REGION ONE; TRANSPORTATION SOLUTIONS PROGRAM											
		HSIP		\$3,350,000	\$0	\$0	\$0	\$0	\$0	\$3,350,000	\$3,123,205	\$226,795	\$0
		NHPP_IM		\$0	\$2,022	\$0	\$0	\$0	\$0	\$2,022	\$1,904	\$118	\$0
		NHPP_NHS		\$0	\$39,094	\$0	\$0	\$0	\$0	\$39,094	\$36,448	\$2,647	\$0
		STP_FLX_ST		\$12,011,712	\$31,712,407	\$0	\$0	\$0	\$0	\$43,724,119	\$40,763,996	\$2,960,123	\$0
		STP_URB_O/L		\$0	\$1,072,616	\$5,478,924	\$0	\$0	\$0	\$6,551,540	\$6,108,001	\$443,539	\$0
		ST_PVMT		\$4,643,080	\$456,781	\$0	\$0	\$0	\$0	\$5,099,861	\$0	\$5,099,861	\$0
		ST_PVMT_LV2		\$0	\$4,635,878	\$0	\$0	\$0	\$0	\$4,635,878	\$0	\$4,635,878	\$0
		ST_TIF		\$0	\$0	\$650,000	\$0	\$0	\$0	\$650,000	\$0	\$650,000	\$0
		ST_TRANS_SOL		\$1,087,245	\$3,545,094	\$0	\$0	\$0	\$0	\$4,632,339	\$0	\$4,632,339	\$0
		Total		\$21,092,037	\$41,463,892	\$6,128,924	\$0	\$0	\$0	\$68,684,853	\$50,033,553	\$18,651,300	\$0
1	19033	CMPO FEDERAL FUNDS EXCHANGE PROGRAM											
		ST_TIF		\$0	\$2,725,606	\$333,924	\$0	\$0	\$0	\$3,059,530	\$0	\$3,059,530	\$0
		ST_TIFEX_CPO		\$9,132,000	\$1,275,000	\$1,275,000	\$0	\$0	\$0	\$11,682,000	\$0	\$11,682,000	\$0
		Total		\$9,132,000	\$4,000,606	\$1,608,924	\$0	\$0	\$0	\$14,741,530	\$0	\$14,741,530	\$0
2	16616	REGION TWO; TRANSPORTATION SOLUTIONS PROGRAM											
		CMAQ_WFRC		\$500,000	\$0	\$0	\$0	\$0	\$0	\$500,000	\$466,150	\$33,850	\$0
		HSIP		\$2,100,000	\$0	\$0	\$0	\$0	\$0	\$2,100,000	\$1,957,830	\$142,170	\$0
		LOCAL_GOV		\$10,744,837	\$308,547	\$0	\$0	\$0	\$0	\$11,053,384	\$0	\$0	\$11,053,384
		L_BETTERMENT		\$394,427	\$0	\$0	\$0	\$0	\$0	\$394,427	\$0	\$0	\$394,427
		NHPP_IM		\$17,775,536	\$2,497,360	\$0	\$0	\$0	\$0	\$20,272,897	\$19,093,014	\$1,179,883	\$0
		NHPP_NHS		\$6,560,880	\$1,418,590	\$0	\$0	\$0	\$0	\$7,979,470	\$7,439,260	\$540,210	\$0
		STP_FLX_ST		\$15,595,896	\$21,867,735	\$0	\$0	\$0	\$0	\$37,463,630	\$34,927,343	\$2,300,670	\$235,618
		STP_HIF_ST		\$490,000	\$4,500,000	\$0	\$0	\$0	\$0	\$4,990,000	\$4,652,177	\$337,823	\$0
		STP_SU_JHC		\$1,608,925	\$0	\$0	\$0	\$0	\$0	\$1,608,925	\$1,500,000	\$0	\$108,924
		STP_URB_SL		\$0	\$1,072,616	\$0	\$0	\$0	\$0	\$1,072,616	\$1,000,000	\$72,616	\$0
		ST_ATMS		\$0	\$37,235	\$0	\$0	\$0	\$0	\$37,235	\$0	\$37,235	\$0
		ST_ATMS_AM		\$0	\$50,000	\$0	\$0	\$0	\$0	\$50,000	\$0	\$50,000	\$0
		ST_BARRIER		\$0	\$92,326	\$0	\$0	\$0	\$0	\$92,326	\$0	\$92,326	\$0
		ST_CONCPT_D2		\$15,977	\$0	\$0	\$0	\$0	\$0	\$15,977	\$0	\$15,977	\$0
		ST_ITS		\$391	\$92,374	\$0	\$0	\$0	\$0	\$92,765	\$0	\$92,765	\$0
		ST_PVMT		\$643	\$103,976	\$0	\$0	\$0	\$0	\$104,618	\$0	\$104,618	\$0
		ST_PVMT_LV2		\$0	\$3,104,459	\$0	\$0	\$0	\$0	\$3,104,459	\$0	\$3,104,459	\$0
		ST_SPOT_SFTY		\$0	\$34,031	\$0	\$0	\$0	\$0	\$34,031	\$0	\$34,031	\$0
		ST_TRANS_SOL		\$0	\$2,680,500	\$0	\$0	\$0	\$0	\$2,680,500	\$0	\$2,680,500	\$0
		Total		\$55,787,511	\$37,859,748	\$0	\$0	\$0	\$0	\$93,647,259	\$71,035,774	\$10,819,132	\$11,792,353



DRAFT

DRAFT STIP

UDOT electronic Program Management

Statewide Transportation Improvement Program



STIP 2022-2027

epm345_stip_report (Rev 1716)

Report Run on: Aug 30, 2021, 09:13 A.M.

Region	PIN	Program Description	Fund	Prior	2022	2023	2024	2025	CD	Total	Fed Aid	State	Other
County Programs													
2	18351	GREEN BIKE/BIKE SHARE PROGRAM - SALT LAKE											
		CMAQ_WFRC_1		\$23,308	\$814,482	\$400,530	\$400,000	\$0	\$800,000	\$2,438,320	\$2,438,320	\$0	\$0
		L_PASS_MATCH		\$0	\$73,617	\$29,085	\$29,046	\$0	\$58,092	\$189,840	\$0	\$0	\$189,840
		ST_PVMT_LV2		\$300	\$0	\$0	\$0	\$0	\$0	\$300	\$0	\$300	\$0
		TAP_UR_WFRC1		\$0	\$200,000	\$0	\$0	\$0	\$0	\$200,000	\$200,000	\$0	\$0
		Total		\$23,608	\$1,088,100	\$429,615	\$429,046	\$0	\$858,092	\$2,828,460	\$2,638,320	\$300	\$189,840
3	15480	MOUNTAINLAND ASSOC. OF GOVERNMENTS EXCHANGE PROGRAM											
		STP_UB_P/O_U		\$0	\$311,076	\$0	\$0	\$0	\$0	\$311,076	\$290,016	\$21,060	\$0
		ST_PVMT		\$100,000	\$0	\$0	\$0	\$0	\$0	\$100,000	\$0	\$100,000	\$0
		ST_PVMT_LV2		\$5,246,808	\$0	\$0	\$0	\$0	\$0	\$5,246,808	\$0	\$5,246,808	\$0
		ST_TIFEX_MAG		\$20,485,759	\$0	\$0	\$0	\$0	\$0	\$20,485,759	\$0	\$20,485,759	\$0
		Total		\$25,832,567	\$311,076	\$0	\$0	\$0	\$0	\$26,143,643	\$290,016	\$25,853,627	\$0
3	16617	REGION THREE; TRANSPORTATION SOLUTIONS PROGRAM											
		HSIP		\$3,550,000	\$0	\$0	\$0	\$0	\$0	\$3,550,000	\$3,309,665	\$240,335	\$0
		LOCAL_GOV		\$1,322,032	\$358,681	\$0	\$0	\$0	\$0	\$1,680,713	\$0	\$0	\$1,680,713
		L_BETTERMENT		\$0	\$4,500	\$0	\$0	\$0	\$0	\$4,500	\$0	\$0	\$4,500
		NHPP_IM		\$953,787	\$1,564,289	\$0	\$0	\$0	\$0	\$2,518,076	\$2,371,524	\$146,552	\$0
		NHPP_NHS		\$4,620,000	\$560,049	\$0	\$0	\$0	\$0	\$5,180,049	\$4,829,360	\$350,689	\$0
		OTHER_STATE		\$6,000,000	\$0	\$0	\$0	\$0	\$0	\$6,000,000	\$0	\$6,000,000	\$0
		STP_FLX_ST		\$22,822,846	\$19,276,933	\$0	\$0	\$0	\$0	\$42,099,779	\$39,249,624	\$2,850,155	\$0
		STP_HIF_P/O		\$82,500	\$717,500	\$0	\$0	\$0	\$0	\$800,000	\$745,840	\$54,160	\$0
		STP_UB_P/O_U		\$1,786,000	\$109,951	\$0	\$0	\$0	\$0	\$1,895,951	\$1,767,595	\$128,356	\$0
		ST_APPROP		\$29,305	\$0	\$0	\$0	\$0	\$0	\$29,305	\$0	\$29,305	\$0
		ST_ATMS		\$76,000	\$0	\$0	\$0	\$0	\$0	\$76,000	\$0	\$76,000	\$0
		ST_CONCPT_D3		\$348,242	-\$94,000	\$0	\$0	\$0	\$0	\$254,242	\$0	\$254,242	\$0
		ST_CONT_PG		\$20,000	\$0	\$0	\$0	\$0	\$0	\$20,000	\$0	\$20,000	\$0
		ST_CONT_R3		\$434,901	\$0	\$0	\$0	\$0	\$0	\$434,901	\$0	\$434,901	\$0
		ST_ITS		\$177,235	\$65,000	\$0	\$0	\$0	\$0	\$242,235	\$0	\$242,235	\$0
		ST_PVMT		\$14,490,143	\$724,824	\$0	\$0	\$0	\$0	\$15,214,966	\$0	\$15,214,966	\$0
		ST_PVMT_LV2		\$7,967,602	\$7,523,608	\$0	\$0	\$0	\$0	\$15,491,211	\$0	\$15,491,211	\$0
		ST_RET_ROW_S		\$3,500,000	\$0	\$0	\$0	\$0	\$0	\$3,500,000	\$0	\$3,500,000	\$0
		ST_SIGNALS		\$568,867	\$6,133	\$0	\$0	\$0	\$0	\$575,000	\$0	\$575,000	\$0
		ST_TIF		\$0	\$1	\$0	\$0	\$0	\$0	\$1	\$0	\$1	\$0
		ST_TRANS_SOL		\$9,931,313	\$4,519,532	\$0	\$0	\$0	\$0	\$14,450,845	\$0	\$14,450,845	\$0
		UTA_FUNDS		\$4,000,000	\$0	\$0	\$0	\$0	\$0	\$4,000,000	\$0	\$0	\$4,000,000
		Total		\$82,680,772	\$35,337,002	\$0	\$0	\$0	\$0	\$118,017,774	\$52,273,607	\$60,058,953	\$5,685,213



DRAFT

DRAFT STIP

UDOT electronic Program Management

Statewide Transportation Improvement Program



STIP 2022-2027

epm345_stip_report (Rev 1716)

Report Run on: Aug 30, 2021, 09:13 A.M.

Region	PIN	Program Description	Fund	Prior	2022	2023	2024	2025	CD	Total	Fed Aid	State	Other
County Programs													
4	16618	REGION FOUR; TRANSPORTATIONS SOLUTIONS PROGRAM											
		EM_RPF1@93.2		\$494,250	\$0	\$0	\$0	\$0	\$0	\$494,250	\$460,790	\$33,461	\$0
		EQ_BONUS(MG)		\$900,000	\$0	\$0	\$0	\$0	\$0	\$900,000	\$839,070	\$60,930	\$0
		HSIP		\$1,500,000	\$0	\$0	\$0	\$0	\$0	\$1,500,000	\$1,398,450	\$101,550	\$0
		LOCAL_GOV		\$12,598	\$402	\$0	\$0	\$0	\$0	\$13,000	\$0	\$0	\$13,000
		NHPP_BR		\$330,978	\$0	\$0	\$0	\$0	\$0	\$330,978	\$308,571	\$22,407	\$0
		NHPP_IM		\$4,928,928	\$131,922	\$0	\$0	\$0	\$0	\$5,060,850	\$4,766,308	\$294,541	\$0
		NHPP_NHS		\$625,000	\$1,059,505	\$0	\$0	\$0	\$0	\$1,684,505	\$1,570,464	\$114,041	\$0
		OTHER_STATE		\$13,000	\$0	\$0	\$0	\$0	\$0	\$13,000	\$0	\$13,000	\$0
		STP_BRIDGE		\$119,022	\$0	\$0	\$0	\$0	\$0	\$119,022	\$110,964	\$8,058	\$0
		STP_FLX_ST		\$25,231,125	\$21,564,413	\$0	\$0	\$0	\$0	\$46,795,538	\$43,627,480	\$3,168,058	\$0
		STP_HIF_ST		\$693,681	\$2,306,319	\$0	\$0	\$0	\$0	\$3,000,000	\$2,796,900	\$203,100	\$0
		STP_RURAL		\$214,523	\$0	\$0	\$0	\$0	\$0	\$214,523	\$200,000	\$14,523	\$0
		ST_APPROP		\$265	\$0	\$0	\$0	\$0	\$0	\$265	\$0	\$265	\$0
		ST_ATMS_AM		\$100,000	\$0	\$0	\$0	\$0	\$0	\$100,000	\$0	\$100,000	\$0
		ST_BARRIER		\$0	\$70,000	\$0	\$0	\$0	\$0	\$70,000	\$0	\$70,000	\$0
		ST_PVMT		\$706,698	\$1,914,322	\$0	\$0	\$0	\$0	\$2,621,020	\$0	\$2,621,020	\$0
		ST_PVMT_LV2		\$275,344	\$1,388,571	\$0	\$0	\$0	\$0	\$1,663,915	\$0	\$1,663,915	\$0
		ST_TIF		\$12,605,060	\$649,940	\$0	\$0	\$0	\$0	\$13,255,000	\$0	\$13,255,000	\$0
		ST_TRANS_SOL		\$1,943,780	\$2,106,084	\$0	\$0	\$0	\$0	\$4,049,864	\$0	\$4,049,864	\$0
		Total		\$50,694,253	\$31,191,478	\$0	\$0	\$0	\$0	\$81,885,731	\$56,078,997	\$25,793,734	\$13,000
9	15046	ATMS ASSET MANAGEMENT (LIFE CYCLE REPLACEMENT)											
		ST_APPROP		\$8,272	\$0	\$0	\$0	\$0	\$0	\$8,272	\$0	\$8,272	\$0
		ST_ATMS		\$1,805,112	\$17,485	\$0	\$0	\$0	\$0	\$1,822,598	\$0	\$1,822,598	\$0
		ST_ATMS_AM		\$3,718,583	\$253,589	\$0	\$0	\$0	\$0	\$3,972,171	\$0	\$3,972,171	\$0
		ST_CONT_R1		\$18,900	\$0	\$0	\$0	\$0	\$0	\$18,900	\$0	\$18,900	\$0
		ST_CONT_R2		\$69,300	\$0	\$0	\$0	\$0	\$0	\$69,300	\$0	\$69,300	\$0
		ST_EXPRESS		\$533,600	\$276,400	\$0	\$0	\$0	\$0	\$810,000	\$0	\$810,000	\$0
		ST_T&S_FUND		\$50,000	\$0	\$0	\$0	\$0	\$0	\$50,000	\$0	\$50,000	\$0
		Total		\$6,203,767	\$547,475	\$0	\$0	\$0	\$0	\$6,751,241	\$0	\$6,751,241	\$0



DRAFT

DRAFT STIP

UDOT electronic Program Management

Statewide Transportation Improvement Program



STIP 2022-2027

epm345_stip_report (Rev 1716)

Report Run on: Aug 30, 2021, 09:13 A.M.

Region	PIN	Program Description	Fund	Prior	2022	2023	2024	2025	CD	Total	Fed Aid	State	Other
County Programs													
9	17583	CONNECTED / AUTONOMOUS VEHICLE PROGRAM - FY 2020											
		FA_ATCMTD		\$3,000,000	\$0	\$0	\$0	\$0	\$0	\$3,000,000	\$3,000,000	\$0	\$0
		ST_ATMS		\$1,946,816	\$584	\$0	\$0	\$0	\$0	\$1,947,400	\$0	\$1,947,400	\$0
		ST_CAV		\$930,000	\$0	\$0	\$0	\$0	\$0	\$930,000	\$0	\$930,000	\$0
		ST_PVMT		\$2,954,065	\$2,345,935	\$0	\$0	\$0	\$0	\$5,300,000	\$0	\$5,300,000	\$0
		ST_PVMT_LV2		\$2,700,000	\$0	\$0	\$0	\$0	\$0	\$2,700,000	\$0	\$2,700,000	\$0
		ST_TRANS_SOL		\$3,741,242	\$2,258,758	\$0	\$0	\$0	\$0	\$6,000,000	\$0	\$6,000,000	\$0
		UTA_FUNDS		\$63,000	\$0	\$0	\$0	\$0	\$0	\$63,000	\$0	\$0	\$63,000
		Total		\$15,335,122	\$4,605,277	\$0	\$0	\$0	\$0	\$19,940,400	\$3,000,000	\$16,877,400	\$63,000
9	17872	STATEWIDE SIGNALS MAINTENANCE & OPERATION - FY 2020											
		ST_SIGNL_M&O		\$1,882,448	\$0	\$0	\$0	\$0	\$0	\$1,882,448	\$0	\$1,882,448	\$0
9	17873	FREEWAY OPS DEPLOYMENT & MAINTENANCE PROGRAM - FY 2020											
		ST_ATMS		\$349,256	\$77,449	\$0	\$0	\$0	\$0	\$426,705	\$0	\$426,705	\$0
		ST_ATMS_AM		\$2,002,891	\$1,397,109	\$0	\$0	\$0	\$0	\$3,400,000	\$0	\$3,400,000	\$0
		ST_FWY_OPS		\$5,037	\$94,963	\$0	\$0	\$0	\$0	\$100,000	\$0	\$100,000	\$0
		Total		\$2,357,183	\$1,569,522	\$0	\$0	\$0	\$0	\$3,926,705	\$0	\$3,926,705	\$0
9	17874	ITS DEPLOYMENT & MAINTENANCE PROGRAM - FY 2020											
		ST_ATMS		\$1,860,295	\$127,938	\$0	\$0	\$0	\$0	\$1,988,233	\$0	\$1,988,233	\$0
		ST_ATMS_AM		\$1,558,284	\$195,428	\$0	\$0	\$0	\$0	\$1,753,712	\$0	\$1,753,712	\$0
		ST_PVMT		\$8,000	\$0	\$0	\$0	\$0	\$0	\$8,000	\$0	\$8,000	\$0
		ST_TRANS_SOL		\$0	\$20,000	\$0	\$0	\$0	\$0	\$20,000	\$0	\$20,000	\$0
		Total		\$3,426,579	\$343,367	\$0	\$0	\$0	\$0	\$3,769,946	\$0	\$3,769,946	\$0
9	18642	CONNECTED / AUTONOMOUS VEHICLE PROGRAM - FY 2021											
		FA_ATCMTD		\$0	\$5,450,000	\$0	\$0	\$0	\$0	\$5,450,000	\$5,450,000	\$0	\$0
		FA_MISC		\$256,250	\$0	\$0	\$0	\$0	\$0	\$256,250	\$205,000	\$51,250	\$0
		LOCAL_INKIND		\$0	\$950,000	\$0	\$0	\$0	\$0	\$950,000	\$0	\$0	\$950,000
		ST_ATMS_AM		\$0	\$250,000	\$0	\$0	\$0	\$0	\$250,000	\$0	\$250,000	\$0
		ST_CAV		\$128,172	\$871,828	\$0	\$0	\$0	\$0	\$1,000,000	\$0	\$1,000,000	\$0
		ST_TRANS_SOL		\$0	\$4,500,000	\$0	\$0	\$0	\$0	\$4,500,000	\$0	\$4,500,000	\$0
		Total		\$384,422	\$12,021,828	\$0	\$0	\$0	\$0	\$12,406,250	\$5,655,000	\$5,801,250	\$950,000
9	18643	STATEWIDE SIGNALS MAINTENANCE & OPERATION - FY 2021											
		ST_SIGNL_M&O		\$2,767,997	\$1,707,471	\$0	\$0	\$0	\$0	\$4,475,467	\$0	\$4,475,467	\$0



DRAFT

DRAFT STIP

UDOT electronic Program Management

Statewide Transportation Improvement Program



STIP 2022-2027

epm345_stip_report (Rev 1716)

Report Run on: Aug 30, 2021, 09:13 A.M.

Region	PIN	Program Description	Fund	Prior	2022	2023	2024	2025	CD	Total	Fed Aid	State	Other
County Programs													
9	18644	FREEWAY OPS DEPLOYMENT & MAINTENANCE PROGRAM - FY 2021											
		ST_FWY_OPS		\$1,939,677	\$1,360,323	\$0	\$0	\$0	\$0	\$3,300,000	\$0	\$3,300,000	\$0
		ST_TRANS_SOL		\$6,000	\$0	\$0	\$0	\$0	\$0	\$6,000	\$0	\$6,000	\$0
		Total		\$1,945,677	\$1,360,323	\$0	\$0	\$0	\$0	\$3,306,000	\$0	\$3,306,000	\$0
9	18645	ITS DEPLOYMENT & MAINTENANCE PROGRAM - FY 2021											
		LOCAL_GOV		\$29,998,675	\$1,325	\$0	\$0	\$0	\$0	\$30,000,000	\$0	\$0	\$30,000,000
		STP_FLX_ST		\$1,190,000	\$0	\$0	\$0	\$0	\$0	\$1,190,000	\$1,109,437	\$80,563	\$0
		ST_ATMS_AM		\$350,000	\$0	\$0	\$0	\$0	\$0	\$350,000	\$0	\$350,000	\$0
		ST_ITS		\$2,660,603	\$3,589,397	\$0	\$0	\$0	\$0	\$6,250,000	\$0	\$6,250,000	\$0
		ST_PVMT_LV2		\$589,996	\$4,220,004	\$0	\$0	\$0	\$0	\$4,810,000	\$0	\$4,810,000	\$0
		ST_TRANS_SOL		\$7,425	\$82,575	\$0	\$0	\$0	\$0	\$90,000	\$0	\$90,000	\$0
		Total		\$34,796,699	\$7,893,301	\$0	\$0	\$0	\$0	\$42,690,000	\$1,109,437	\$11,580,563	\$30,000,000
9	18646	CONNECTED / AUTONOMOUS VEHICLE PROGRAM - FY 2022											
		ST_CAV		\$0	\$1,000,000	\$0	\$0	\$0	\$0	\$1,000,000	\$0	\$1,000,000	\$0
9	18647	STATEWIDE SIGNALS MAINTENANCE & OPERATION - FY 2022											
		ST_SIGNL_M&O		\$0	\$3,523,787	\$0	\$0	\$0	\$0	\$3,523,787	\$0	\$3,523,787	\$0
9	18648	FREEWAY OPS DEPLOYMENT & MAINTENANCE PROGRAM - FY 2022											
		ST_FWY_OPS		\$0	\$3,500,000	\$0	\$0	\$0	\$0	\$3,500,000	\$0	\$3,500,000	\$0
9	18649	ITS DEPLOYMENT & MAINTENANCE PROGRAM - FY 2022											
		ST_ITS		\$0	\$6,905,000	\$0	\$0	\$0	\$0	\$6,905,000	\$0	\$6,905,000	\$0
9	18650	CONNECTED / AUTONOMOUS VEHICLE PROGRAM - FY 2023											
9	18651	STATEWIDE SIGNALS MAINTENANCE & OPERATION - FY 2023											
9	18652	FREEWAY OPS DEPLOYMENT & MAINTENANCE PROGRAM - FY 2023											
9	18653	ITS DEPLOYMENT & MAINTENANCE PROGRAM - FY 2023											
9	19190	CONNECTED / AUTONOMOUS VEHICLE PROGRAM - FY 2024											



DRAFT

DRAFT STIP

UDOT electronic Program Management

Statewide Transportation Improvement Program



STIP 2022-2027

epm345_stip_report (Rev 1716)

Report Run on: Aug 30, 2021, 09:13 A.M.

Region	PIN	Program Description	Fund	Prior	2022	2023	2024	2025	CD	Total	Fed Aid	State	Other
County Programs													
9	19191	STATEWIDE SIGNALS MAINTENANCE & OPERATION - FY 2024											
9	19192	FREEWAY OPS DEPLOYMENT & MAINTENANCE PROGRAM - FY 2024											
9	19193	ITS DEPLOYMENT & MAINTENANCE PROGRAM - FY 2024											
B	14862	STATEWIDE SAFETY EDUCATION AND ENFORCEMENT PROGRAM											
		OTHER_STATE	\$0	\$16,743	\$0	\$0	\$0	\$0	\$0	\$16,743	\$0	\$16,743	\$0
		ST_ATMS	\$2,312	\$22,775	\$0	\$0	\$0	\$0	\$0	\$25,087	\$0	\$25,087	\$0
		ST_BARRIER	\$66,202	\$0	\$0	\$0	\$0	\$0	\$0	\$66,202	\$0	\$66,202	\$0
		ST_CONT_R2	\$20,000	\$0	\$0	\$0	\$0	\$0	\$0	\$20,000	\$0	\$20,000	\$0
		ST_ITS	\$0	\$30,000	\$0	\$0	\$0	\$0	\$0	\$30,000	\$0	\$30,000	\$0
		ST_PVMT	\$450,000	\$150,000	\$0	\$0	\$0	\$0	\$0	\$600,000	\$0	\$600,000	\$0
		ST_SIGNALS	\$1,300,646	\$0	\$0	\$0	\$0	\$0	\$0	\$1,300,646	\$0	\$1,300,646	\$0
		ST_SPOT_SFTY	\$1,126,807	\$25,022	\$0	\$0	\$0	\$0	\$0	\$1,151,830	\$0	\$1,151,830	\$0
		ST_T&S_FUND	\$6,912,157	\$6,006,898	\$0	\$0	\$0	\$0	\$0	\$12,919,055	\$0	\$12,919,055	\$0
		ST_TRANS_SOL	\$145,455	\$0	\$0	\$0	\$0	\$0	\$0	\$145,455	\$0	\$145,455	\$0
		Total	\$10,023,578	\$6,251,438	\$0	\$0	\$0	\$0	\$0	\$16,275,016	\$0	\$16,275,016	\$0
P	15995	PLANNING											
		SPR_P_100%	\$0	\$5,792	\$0	\$0	\$0	\$0	\$0	\$5,792	\$5,792	\$0	\$0
P	18683	STATEWIDE CORRIDOR STUDIES											
		ST_CONT_R4	\$50,000	\$0	\$0	\$0	\$0	\$0	\$0	\$50,000	\$0	\$50,000	\$0
		ST_STUDIES	\$268,810	\$597,490	\$0	\$0	\$0	\$0	\$0	\$866,300	\$0	\$866,300	\$0
		Total	\$318,810	\$597,490	\$0	\$0	\$0	\$0	\$0	\$916,300	\$0	\$916,300	\$0
S	9299	UNKNOWN FOUNDATIONS PROGRAM											
		Total	\$0	\$0	\$0	\$0	\$0	\$0	\$0	\$0	\$0	\$0	\$0
S	9369	BRIDGE INSPECTION PROGRAM											
		BR_ON/OFF	\$82,634	\$531	\$0	\$0	\$0	\$0	\$0	\$83,165	\$66,532	\$16,633	\$0
		NHPP_BR	\$2,152,969	\$188	\$0	\$0	\$0	\$0	\$0	\$2,153,156	\$2,007,388	\$145,769	\$0
		STP_BR	\$0	\$1,245,607	\$0	\$0	\$0	\$0	\$0	\$1,245,607	\$1,161,279	\$84,328	\$0
		STP_BRIDGE	\$10,902,600	\$2,250,000	\$2,250,000	\$2,850,000	\$0	\$2,400,000	\$20,652,600	\$19,254,419	\$1,398,181	\$0	\$0
		ST_BRIDGE	\$0	\$4,926	\$0	\$0	\$0	\$0	\$4,926	\$0	\$4,926	\$0	\$0
		Total	\$13,138,203	\$3,501,251	\$2,250,000	\$2,850,000	\$0	\$2,400,000	\$24,139,454	\$22,489,618	\$1,649,836	\$0	\$0



DRAFT

DRAFT STIP

UDOT electronic Program Management

Statewide Transportation Improvement Program



STIP 2022-2027

Report Run on: Aug 30, 2021, 09:13 A.M.

epm345_stip_report (Rev 1716)

Region	PIN	Program Description	Fund	Prior	2022	2023	2024	2025	CD	Total	Fed Aid	State	Other
County Programs													
S	9615	LOAD RATING PROGRAM											
		NHPP_BR		\$1,600,000	\$2,400	\$0	\$0	\$0	\$0	\$1,602,400	\$1,493,918	\$108,483	\$0
		STP_BR		\$546,393	\$0	\$0	\$0	\$0	\$0	\$546,393	\$509,403	\$36,991	\$0
		STP_BRIDGE		\$250,000	\$300,000	\$300,000	\$300,000	\$0	\$600,000	\$1,750,000	\$1,631,525	\$118,475	\$0
		ST_BRIDGE		\$102,781	\$12,219	\$0	\$0	\$0	\$0	\$115,000	\$0	\$115,000	\$0
		Total		\$2,499,174	\$314,620	\$300,000	\$300,000	\$0	\$600,000	\$4,013,794	\$3,634,845	\$378,948	\$0
S	9616	BRIDGE SCOUR INSPECTION PROGRAM											
		ST_BRIDGE		\$0	\$56,129	\$0	\$0	\$0	\$0	\$56,129	\$0	\$56,129	\$0
		Total		\$0	\$56,129	\$0	\$0	\$0	\$0	\$56,129	\$0	\$56,129	\$0
S	9862	2012 STATEWIDE BRIDGE PRESERVATION PROGRAM											
		Total		\$0	\$0	\$0	\$0	\$0	\$0	\$0	\$0	\$0	\$0
S	10948	STATEWIDE SIGNALS MAINTENANCE & OPERATION											
		ST_SIGNAL_M&O		\$8,830,476	\$0	\$0	\$0	\$0	\$0	\$8,830,476	\$0	\$8,830,476	\$0
		Total		\$8,830,476	\$0	\$0	\$0	\$0	\$0	\$8,830,476	\$0	\$8,830,476	\$0
S	11798	2014 STATEWIDE BRIDGE PREVENTIVE MAINTENANCE PROGRAM											
		Total		\$0	\$0	\$0	\$0	\$0	\$0	\$0	\$0	\$0	\$0
S	12132	2015 PAVEMENT PRESERVATION (ORANGE BOOK) PROGRAM											
		Total		\$0	\$0	\$0	\$0	\$0	\$0	\$0	\$0	\$0	\$0
S	12133	2016 PAVEMENT PRESERVATION (ORANGE BOOK) PROGRAM											
		Total		\$0	\$0	\$0	\$0	\$0	\$0	\$0	\$0	\$0	\$0
S	12134	2017 PAVEMENT PRESERVATION (ORANGE BOOK) PROGRAM											
		Total		\$0	\$0	\$0	\$0	\$0	\$0	\$0	\$0	\$0	\$0
S	12135	2016 PAVEMENT REHABILITATION (PURPLE BOOK) PROGRAM											
		NHPP_NHS		\$2,604,537	\$32,887	\$0	\$0	\$0	\$0	\$2,637,424	\$2,458,870	\$178,554	\$0
		OTHER		\$23,490	\$0	\$0	\$0	\$0	\$0	\$23,490	\$0	\$0	\$23,490
		ST_CONCPT_D1		\$18,898	\$0	\$0	\$0	\$0	\$0	\$18,898	\$0	\$18,898	\$0
		Total		\$2,646,924	\$32,887	\$0	\$0	\$0	\$0	\$2,679,811	\$2,458,870	\$197,451	\$23,490
S	12136	2017 PAVEMENT REHABILITATION (PURPLE BOOK) PROGRAM											
		NHS		\$420,000	\$0	\$0	\$0	\$0	\$0	\$420,000	\$391,566	\$28,434	\$0
		ST_CONCPT_D3		\$4,433	\$0	\$0	\$0	\$0	\$0	\$4,433	\$0	\$4,433	\$0
		Total		\$424,433	\$0	\$0	\$0	\$0	\$0	\$424,433	\$391,566	\$32,867	\$0



DRAFT

DRAFT STIP

UDOT electronic Program Management

Statewide Transportation Improvement Program



STIP 2022-2027

Report Run on: Aug 30, 2021, 09:13 A.M.

epm345_stip_report (Rev 1716)

Region	PIN	Program Description	Fund	Prior	2022	2023	2024	2025	CD	Total	Fed Aid	State	Other
County Programs													
S	12137	2015 STATEWIDE BRIDGE PREVENTIVE MAINTENANCE PROGRAM											
		Total		\$0	\$0	\$0	\$0	\$0	\$0	\$0	\$0	\$0	\$0
S	12138	2016 STATEWIDE BRIDGE PREVENTIVE MAINTENANCE PROGRAM											
		ST_BRIDGE		\$109,372	\$88,589	\$0	\$0	\$0	\$0	\$197,961	\$0	\$197,961	\$0
		Total		\$109,372	\$88,589	\$0	\$0	\$0	\$0	\$197,961	\$0	\$197,961	\$0
S	12139	2017 STATEWIDE BRIDGE PREVENTIVE MAINTENANCE PROGRAM											
		NHPP_BR		\$9,678,111	\$0	\$0	\$0	\$0	\$0	\$9,678,111	\$9,022,903	\$655,208	\$0
		STP_BRIDGE		\$650,000	\$4,843	\$0	\$0	\$0	\$0	\$654,843	\$610,510	\$44,333	\$0
		STP_FLX_ST		\$1,249,000	\$0	\$0	\$0	\$0	\$0	\$1,249,000	\$1,164,443	\$84,557	\$0
		ST_BRIDGE		\$6,169,070	\$854,570	\$0	\$0	\$0	\$0	\$7,023,640	\$0	\$7,023,640	\$0
		ST_TRANS_SOL		\$0	\$51,500	\$0	\$0	\$0	\$0	\$51,500	\$0	\$51,500	\$0
		Total		\$17,746,181	\$910,913	\$0	\$0	\$0	\$0	\$18,657,094	\$10,797,856	\$7,859,238	\$0
S	12781	UNOBLIGATED TIF/CHNF FUNDS PROGRAM											
		ST_CHF_TIF		\$0	\$5,066,478	\$0	\$0	\$0	\$0	\$5,066,478	\$0	\$5,066,478	\$0
		ST_GF_CHN		\$0	\$801,000	\$0	\$0	\$0	\$0	\$801,000	\$0	\$801,000	\$0
		ST_GF_HB173		\$0	\$21,410	\$0	\$0	\$0	\$0	\$21,410	\$0	\$21,410	\$0
		ST_SB215		\$0	\$600,000	\$0	\$0	\$0	\$0	\$600,000	\$0	\$600,000	\$0
		ST_TIF		\$0	\$3,757,073	\$5,000,435	\$22,933,318	\$0	\$0	\$31,690,826	\$0	\$31,690,826	\$0
		ST_TIFEX_MAG		\$0	\$847,086	\$0	\$0	\$0	\$0	\$847,086	\$0	\$847,086	\$0
		ST_TIF_EXCH		\$0	\$7,063	\$0	\$0	\$0	\$0	\$7,063	\$0	\$7,063	\$0
		ST_TIF_HB377		\$0	\$3,159,164	\$0	\$0	\$0	\$0	\$3,159,164	\$0	\$3,159,164	\$0
		ST_TIF_PRES		\$0	\$11,894,273	\$9,809,784	\$0	\$0	\$0	\$21,704,057	\$0	\$21,704,057	\$0
		Total		\$0	\$26,153,547	\$14,810,219	\$22,933,318	\$0	\$0	\$63,897,083	\$0	\$63,897,083	\$0
S	12956	2018 PAVEMENT PRESERVATION (ORANGE BOOK) PROGRAM											
		Total		\$0	\$0	\$0	\$0	\$0	\$0	\$0	\$0	\$0	\$0
S	12957	2018 PAVEMENT REHABILITATION (PURPLE BOOK) PROGRAM											
		HSIP		\$2,300,000	\$0	\$0	\$0	\$0	\$0	\$2,300,000	\$2,144,290	\$155,710	\$0
		L_BETTERMENT		\$1,983,758	\$62,321	\$0	\$0	\$0	\$0	\$2,046,079	\$0	\$0	\$2,046,079
		NHPP_IM		\$8,000,000	\$0	\$0	\$0	\$0	\$0	\$8,000,000	\$7,534,400	\$465,600	\$0
		NHPP_NHS		\$12,266,613	\$499,000	\$0	\$0	\$0	\$0	\$12,765,613	\$11,901,381	\$864,232	\$0
		STP_FLX_ST		\$463,356	\$367,881	\$0	\$0	\$0	\$0	\$831,237	\$774,963	\$56,275	\$0
		STP_UB_P/O_U		\$12,331,409	\$0	\$0	\$0	\$0	\$0	\$12,331,409	\$11,496,573	\$834,836	\$0
		ST_CONCPT_D3		\$7,431	\$83	\$0	\$0	\$0	\$0	\$7,514	\$0	\$7,514	\$0
		ST_PVMT_LV2		\$2,218,344	\$605,856	\$0	\$0	\$0	\$0	\$2,824,200	\$0	\$2,824,200	\$0
		Total		\$39,570,911	\$1,535,141	\$0	\$0	\$0	\$0	\$41,106,052	\$33,851,606	\$5,208,367	\$2,046,079



DRAFT

DRAFT STIP

UDOT electronic Program Management

Statewide Transportation Improvement Program



STIP 2022-2027

epm345_stip_report (Rev 1716)

Report Run on: Aug 30, 2021, 09:13 A.M.

Region	PIN	Program Description	Fund	Prior	2022	2023	2024	2025	CD	Total	Fed Aid	State	Other
County Programs													
S	12958	2018 STATEWIDE BRIDGE PREVENTIVE MAINTENANCE PROGRAM											
		NHPP_BR		\$0	\$37,673	\$0	\$0	\$0	\$0	\$37,673	\$35,123	\$2,550	\$0
		STP_BRIDGE		\$0	\$1,773	\$0	\$0	\$0	\$0	\$1,773	\$1,653	\$120	\$0
		ST_BRIDGE		\$6,153,642	\$3,452,871	\$0	\$0	\$0	\$0	\$9,606,513	\$0	\$9,606,513	\$0
		ST_PVMT		\$400,000	\$0	\$0	\$0	\$0	\$0	\$400,000	\$0	\$400,000	\$0
		Total		\$6,553,642	\$3,492,317	\$0	\$0	\$0	\$0	\$10,045,959	\$36,776	\$10,009,184	\$0
S	13311	TRANSPORTATION ALTERNATIVE PROGRAM (TAP)											
		LOCAL_GOV		\$1,345,939	\$6,142,687	\$0	\$0	\$0	\$0	\$7,488,626	\$0	\$0	\$7,488,626
		LOCAL_MATCH		\$0	\$406,200	\$0	\$0	\$0	\$0	\$406,200	\$0	\$0	\$406,200
		L_PASS_MATCH		\$0	\$5,871,087	\$0	\$0	\$0	\$0	\$5,871,087	\$0	\$0	\$5,871,087
		ST_APPROP		\$86,285	\$7,957	\$0	\$0	\$0	\$0	\$94,242	\$0	\$94,242	\$0
		ST_CONT_R1		\$0	\$160,000	\$0	\$0	\$0	\$0	\$160,000	\$0	\$160,000	\$0
		ST_CONT_R3		\$200,000	\$0	\$0	\$0	\$0	\$0	\$200,000	\$0	\$200,000	\$0
		ST_CONT_R4		\$130,000	\$114,540	\$0	\$0	\$0	\$0	\$244,540	\$0	\$244,540	\$0
		ST_PVMT		\$6,986,746	\$6,854,686	\$0	\$0	\$0	\$0	\$13,841,432	\$0	\$13,841,432	\$0
		ST_TIF		\$0	\$0	\$0	\$0	\$0	\$6,100,000	\$6,100,000	\$0	\$6,100,000	\$0
		ST_TIFEX_MAG		\$0	\$950,549	\$0	\$0	\$0	\$0	\$950,549	\$0	\$950,549	\$0
		ST_TRANS_SOL		\$0	\$2,435,000	\$0	\$0	\$0	\$0	\$2,435,000	\$0	\$2,435,000	\$0
		Total		\$8,748,970	\$22,942,706	\$0	\$0	\$0	\$6,100,000	\$37,791,677	\$0	\$24,025,763	\$13,765,914
S	13716	2016 ASSET MANAGEMENT PROGRAM											
		ST_CONCPT_D1		\$15,000	\$0	\$0	\$0	\$0	\$0	\$15,000	\$0	\$15,000	\$0
		Total		\$15,000	\$0	\$0	\$0	\$0	\$0	\$15,000	\$0	\$15,000	\$0
S	13717	2017 ASSET MANAGEMENT PROGRAM											
		STP_BRIDGE		\$1,100,000	\$0	\$0	\$0	\$0	\$0	\$1,100,000	\$1,025,530	\$74,470	\$0
		STP_FLX_ST		\$1,782,678	\$0	\$0	\$0	\$0	\$0	\$1,782,678	\$1,661,991	\$120,687	\$0
		ST_CODE_ONE		\$71	\$14,929	\$0	\$0	\$0	\$0	\$15,000	\$0	\$15,000	\$0
		Total		\$2,882,749	\$14,929	\$0	\$0	\$0	\$0	\$2,897,678	\$2,687,521	\$210,157	\$0
S	13770	2017 LOW VOLUME REHABILITATION (PURPLE BOOK) PROGRAM											
		Total		\$0	\$0	\$0	\$0	\$0	\$0	\$0	\$0	\$0	\$0
S	13771	2018 LOW VOLUME REHABILITATION (PURPLE BOOK) PROGRAM											
		ST_PVMT		\$0	\$400,001	\$0	\$0	\$0	\$0	\$400,001	\$0	\$400,001	\$0
		ST_PVMT_LV2		\$13,210,409	\$914,610	\$0	\$0	\$0	\$0	\$14,125,019	\$0	\$14,125,019	\$0
		Total		\$13,210,409	\$1,314,611	\$0	\$0	\$0	\$0	\$14,525,020	\$0	\$14,525,020	\$0



DRAFT

DRAFT STIP

UDOT electronic Program Management

Statewide Transportation Improvement Program



STIP 2022-2027

Report Run on: Aug 30, 2021, 09:13 A.M.

epm345_stip_report (Rev 1716)

Region	PIN	Program Description	Fund	Prior	2022	2023	2024	2025	CD	Total	Fed Aid	State	Other
County Programs													
S	13952	2019 HIGH VOLUME PAVEMENT PRESERVATION (OB) PROGRAM											
		EM_RPF1 @93.2		\$348,642	\$0	\$0	\$0	\$0	\$0	\$348,642	\$325,039	\$23,603	\$0
		HSIP		\$2,385,000	\$0	\$0	\$0	\$0	\$0	\$2,385,000	\$2,223,536	\$161,465	\$0
		NHPP_IM		\$8,300,000	\$0	\$0	\$0	\$0	\$0	\$8,300,000	\$7,816,940	\$483,060	\$0
		NHPP_NHS		\$1,422,240	\$27,760	\$0	\$0	\$0	\$0	\$1,450,000	\$1,351,835	\$98,165	\$0
		STP_FLX_ST		\$16,291,645	\$1,364,310	\$0	\$0	\$0	\$0	\$17,655,955	\$16,460,647	\$1,195,308	\$0
		ST_CONT_R1		\$250,000	\$0	\$0	\$0	\$0	\$0	\$250,000	\$0	\$250,000	\$0
		ST_SPOT_MNT		\$50,107	\$181,393	\$0	\$0	\$0	\$0	\$231,500	\$0	\$231,500	\$0
		ST_TRANS_SOL		\$36,795	\$43,205	\$0	\$0	\$0	\$0	\$80,000	\$0	\$80,000	\$0
		Total		\$29,084,429	\$1,616,669	\$0	\$0	\$0	\$0	\$30,701,097	\$28,177,997	\$2,523,101	\$0
S	13953	2019 HIGH VOLUME PAVEMENT REHABILITATION (PB) PROGRAM											
		L_BETTERMENT		\$11,023	\$11,023	\$0	\$0	\$0	\$0	\$22,046	\$0	-\$11,023	\$22,046
		NHPP_NHS		\$240,000	\$291,144	\$0	\$0	\$0	\$0	\$531,144	\$495,185	\$35,958	\$0
		STP_FLX_ST		\$12,598,091	\$5,221,088	\$0	\$0	\$0	\$0	\$17,819,179	\$16,612,820	\$1,206,358	\$0
		STP_RURAL		\$5,031,567	\$0	\$0	\$0	\$0	\$0	\$5,031,567	\$4,690,930	\$340,637	\$0
		STP_UB_P/O_U		\$500,000	\$0	\$0	\$0	\$0	\$0	\$500,000	\$466,150	\$33,850	\$0
		ST_CONCPT_D3		\$2,336	\$0	\$0	\$0	\$0	\$0	\$2,336	\$0	\$2,336	\$0
		ST_PVMT_LV2		\$2,370,822	\$15,628	\$0	\$0	\$0	\$0	\$2,386,450	\$0	\$2,386,450	\$0
		ST_TRANS_SOL		\$0	\$42,034	\$0	\$0	\$0	\$0	\$42,034	\$0	\$42,034	\$0
		Total		\$20,753,838	\$5,580,917	\$0	\$0	\$0	\$0	\$26,334,755	\$22,265,085	\$4,036,600	\$22,046
S	14313	2019 LOW VOLUME PRESERVATION (ORANGE BOOK) PROGRAM											
		ST_APPROP		\$83,904	\$0	\$0	\$0	\$0	\$0	\$83,904	\$0	\$83,904	\$0
		ST_PVMT_LV2		\$1,279,253	\$103,721	\$0	\$0	\$0	\$0	\$1,382,973	\$0	\$1,382,973	\$0
		Total		\$1,363,156	\$103,721	\$0	\$0	\$0	\$0	\$1,466,877	\$0	\$1,466,877	\$0
S	14314	2019 LOW VOLUME REHABILITATION (PURPLE BOOK) PROGRAM											
		OTHER_STATE		\$212,531	\$43,202	\$0	\$0	\$0	\$0	\$255,733	\$0	\$255,733	\$0
		STP_FLX_ST		\$20,000	\$30,000	\$0	\$0	\$0	\$0	\$50,000	\$46,615	\$3,385	\$0
		STP_HIF_ST		\$2,700,000	\$0	\$0	\$0	\$0	\$0	\$2,700,000	\$2,517,210	\$182,790	\$0
		ST_APPROP		\$285,084	\$285,084	\$0	\$0	\$0	\$0	\$570,169	\$0	\$570,169	\$0
		ST_PVMT_LV2		\$24,672,870	\$9,169,658	\$0	\$0	\$0	\$0	\$33,842,529	\$0	\$33,842,529	\$0
		Total		\$27,890,486	\$9,527,944	\$0	\$0	\$0	\$0	\$37,418,430	\$2,563,825	\$34,854,605	\$0
S	14349	2017 BRIDGE MAINTENANCE PROGRAM											
		Total		\$0	\$0	\$0	\$0	\$0	\$0	\$0	\$0	\$0	\$0



DRAFT

DRAFT STIP

UDOT electronic Program Management

Statewide Transportation Improvement Program



STIP 2022-2027

Report Run on: Aug 30, 2021, 09:13 A.M.

epm345_stip_report (Rev 1716)

Region	PIN	Program Description	Fund	Prior	2022	2023	2024	2025	CD	Total	Fed Aid	State	Other
County Programs													
S	14350	2018 BRIDGE MAINTENANCE PROGRAM											
		ST_APPROP		\$15,019	\$0	\$0	\$0	\$0	\$0	\$15,019	\$0	\$15,019	\$0
		ST_BRIDGE		\$417,015	\$51,341	\$0	\$0	\$0	\$0	\$468,356	\$0	\$468,356	\$0
		Total		\$432,034	\$51,341	\$0	\$0	\$0	\$0	\$483,375	\$0	\$483,375	\$0
S	14351	2019 BRIDGE MAINTENANCE PROGRAM											
		ST_BRIDGE		\$274,758	\$20,242	\$0	\$0	\$0	\$0	\$295,000	\$0	\$295,000	\$0
		Total		\$274,758	\$20,242	\$0	\$0	\$0	\$0	\$295,000	\$0	\$295,000	\$0
S	15195	2020 HIGH VOLUME PAVEMENT PRESERVATION (OB) PROGRAM											
		NHPP_IM		\$22,640,728	\$174	\$0	\$0	\$0	\$0	\$22,640,902	\$21,323,202	\$1,317,700	\$0
		NHPP_NHS		\$7,004,802	\$14,427	\$0	\$0	\$0	\$0	\$7,019,229	\$6,544,027	\$475,202	\$0
		STP_FLX_ST		\$20,240,419	\$250,000	\$0	\$0	\$0	\$0	\$20,490,419	\$19,103,217	\$1,387,201	\$0
		ST_BRIDGE		\$0	\$77,000	\$0	\$0	\$0	\$0	\$77,000	\$0	\$77,000	\$0
		ST_CONCPT_D3		\$2,765	\$0	\$0	\$0	\$0	\$0	\$2,765	\$0	\$2,765	\$0
		ST_INELIGIBL		\$2,514	\$86	\$0	\$0	\$0	\$0	\$2,600	\$0	\$2,600	\$0
		ST_PVMT		\$27,127	\$2,873	\$0	\$0	\$0	\$0	\$30,000	\$0	\$30,000	\$0
		ST_RET_ROW		\$2,689,005	\$27,525	\$0	\$0	\$0	\$0	\$2,716,530	\$0	\$2,716,530	\$0
		Total		\$52,607,360	\$372,085	\$0	\$0	\$0	\$0	\$52,979,444	\$46,970,446	\$6,008,998	\$0
S	15196	2020 HIGH VOLUME PAVEMENT REHABILITATION (PB) PROGRAM											
		HSIP		\$723,702	\$3,116,805	\$0	\$0	\$0	\$0	\$3,840,507	\$3,580,505	\$260,002	\$0
		HSIP_100%		\$0	\$1,159,493	\$0	\$0	\$0	\$0	\$1,159,493	\$1,159,493	\$0	\$0
		HSIP_HRRR_SR		\$278,907	\$0	\$0	\$0	\$0	\$0	\$278,907	\$260,025	\$18,882	\$0
		NHPP_IM		\$8,239,797	\$230,000	\$0	\$0	\$0	\$0	\$8,469,797	\$7,976,855	\$492,942	\$0
		NHPP_NHS		\$14,911,975	\$519,465	\$0	\$0	\$0	\$0	\$15,431,440	\$14,386,731	\$1,044,708	\$0
		STP_FLX_ST		\$65,796,554	\$5,151,763	\$0	\$0	\$0	\$0	\$70,948,317	\$66,145,116	\$4,803,201	\$0
		STP_HIF_ST		\$1,200,000	\$12,000,000	\$0	\$0	\$0	\$0	\$13,200,000	\$12,306,360	\$893,640	\$0
		STP_RURAL		\$5,010	\$1,033,990	\$0	\$0	\$0	\$0	\$1,039,000	\$968,660	\$70,340	\$0
		STP_UB_P/O_U		\$1,238,639	\$0	\$0	\$0	\$0	\$0	\$1,238,639	\$1,154,783	\$83,856	\$0
		ST_PVMT		\$661,837	\$20,418	\$0	\$0	\$0	\$0	\$682,255	\$0	\$682,255	\$0
		ST_RET_ROW		\$1,425,237	\$0	\$0	\$0	\$0	\$0	\$1,425,237	\$0	\$1,425,237	\$0
		ST_TIF		\$0	\$200,065	\$0	\$0	\$0	\$0	\$200,065	\$0	\$200,065	\$0
		ST_TIF_PRES		\$3,205,897	\$5,134,993	\$0	\$0	\$0	\$0	\$8,340,890	\$0	\$8,340,890	\$0
		ST_TOLL_CR		\$0	\$84,198	\$0	\$0	\$0	\$0	\$84,198	\$0	\$84,198	\$0
		Total		\$97,687,555	\$28,651,191	\$0	\$0	\$0	\$0	\$126,338,746	\$107,938,528	\$18,400,218	\$0
S	15197	2020 LOW VOLUME PAVEMENT PRESERVATION (OB) PROGRAM											
		STP_FLX_ST		\$4,650,000	\$0	\$0	\$0	\$0	\$0	\$4,650,000	\$4,335,195	\$314,805	\$0
		Total		\$4,650,000	\$0	\$0	\$0	\$0	\$0	\$4,650,000	\$4,335,195	\$314,805	\$0



DRAFT

DRAFT STIP

UDOT electronic Program Management

Statewide Transportation Improvement Program



STIP 2022-2027

epm345_stip_report (Rev 1716)

Report Run on: Aug 30, 2021, 09:13 A.M.

Region	PIN	Program Description	Fund	Prior	2022	2023	2024	2025	CD	Total	Fed Aid	State	Other
County Programs													
S	15198	2020 LOW VOLUME PAVEMENT REHABILITATION (PB) PROGRAM											
		STP_FLX_ST		\$11,948,199	\$82,500	\$0	\$0	\$0	\$0	\$12,030,699	\$11,216,220	\$814,478	\$0
		ST_PVMT_LV2		\$2,347,546	\$1,054,954	\$0	\$0	\$0	\$0	\$3,402,500	\$0	\$3,402,500	\$0
		Total		\$14,295,745	\$1,137,454	\$0	\$0	\$0	\$0	\$15,433,199	\$11,216,220	\$4,216,978	\$0
S	15199	2020 BRIDGE PRESERVATION PROGRAM											
		NHPP_BR		\$0	\$25,000	\$0	\$0	\$0	\$0	\$25,000	\$23,308	\$1,693	\$0
		STP_BRIDGE		\$3,163,759	\$1,790,793	\$0	\$0	\$0	\$0	\$4,954,552	\$4,619,129	\$335,423	\$0
		ST_BRIDGE		\$535,402	\$4,656,664	\$0	\$0	\$0	\$0	\$5,192,066	\$0	\$5,192,066	\$0
		Total		\$3,699,161	\$6,472,457	\$0	\$0	\$0	\$0	\$10,171,618	\$4,642,437	\$5,529,182	\$0
S	15200	2020 BRIDGE MAINTENANCE PROGRAM											
		ST_APPROP		\$0	\$6,154	\$0	\$0	\$0	\$0	\$6,154	\$0	\$6,154	\$0
		ST_BRIDGE		\$438,769	\$160,917	\$0	\$0	\$0	\$0	\$599,686	\$0	\$599,686	\$0
		Total		\$438,769	\$167,071	\$0	\$0	\$0	\$0	\$605,840	\$0	\$605,840	\$0
S	16193	2023 HIGH VOLUME PAVEMENT PROGRAM											
		NHPP_IM		\$0	\$0	\$32,000,000	\$0	\$0	\$0	\$32,000,000	\$30,137,600	\$1,862,400	\$0
		NHPP_NHS		\$0	\$0	\$64,000,000	\$0	\$0	\$0	\$64,000,000	\$59,667,200	\$4,332,800	\$0
		STP_FLX_ST		\$0	\$0	\$65,500,000	\$0	\$0	\$0	\$65,500,000	\$61,065,650	\$4,434,350	\$0
		Total		\$0	\$0	\$161,500,000	\$0	\$0	\$0	\$161,500,000	\$150,870,450	\$10,629,550	\$0
S	16194	2021 ((HIGH VOLUME)) PAVEMENT PROGRAM											
		CMAQ_WFRC		\$225,000	\$86,500	\$0	\$0	\$0	\$0	\$311,500	\$290,411	\$21,089	\$0
		HSIP		\$3,631,000	\$1,100,000	\$0	\$0	\$0	\$0	\$4,731,000	\$4,410,711	\$320,289	\$0
		LOCAL_GOV		\$15,000	\$0	\$0	\$0	\$0	\$0	\$15,000	\$0	\$0	\$15,000
		NHPP_BR		\$1,000,000	\$0	\$0	\$0	\$0	\$0	\$1,000,000	\$932,300	\$67,700	\$0
		NHPP_IM		\$36,985,981	\$7,839,423	\$0	\$0	\$0	\$0	\$44,825,404	\$42,216,566	\$2,608,839	\$0
		NHPP_NHS		\$35,771,413	\$14,031,121	\$0	\$0	\$0	\$0	\$49,802,534	\$46,430,903	\$3,371,632	\$0
		STP_BRIDGE		\$340,000	\$250,000	\$0	\$0	\$0	\$0	\$590,000	\$550,057	\$39,943	\$0
		STP_FLX_ST		\$57,496,072	\$3,510,223	\$0	\$0	\$0	\$0	\$61,006,294	\$56,876,168	\$4,130,126	\$0
		STP_HIF_P/O		\$2,874,419	\$0	\$0	\$0	\$0	\$0	\$2,874,419	\$2,679,821	\$194,598	\$0
		STP_RURAL		\$343,204	\$0	\$0	\$0	\$0	\$0	\$343,204	\$319,969	\$23,235	\$0
		ST_PVMT		\$234,300	\$116,352	\$0	\$0	\$0	\$0	\$350,652	\$0	\$350,652	\$0
		ST_TIF_PRES		\$2,300,561	\$4,572,919	\$0	\$0	\$0	\$0	\$6,873,480	\$0	\$6,873,480	\$0
		ST_TRANS_SOL		\$0	\$91,000	\$0	\$0	\$0	\$0	\$91,000	\$0	\$91,000	\$0
		Total		\$141,216,950	\$31,597,537	\$0	\$0	\$0	\$0	\$172,814,487	\$154,706,906	\$18,092,581	\$15,000
S	16195	2023 LOW VOLUME PAVEMENT PROGRAM											
		ST_PVMT_LV2		\$0	\$0	\$40,000,000	\$0	\$0	\$0	\$40,000,000	\$0	\$40,000,000	\$0



DRAFT
DRAFT STIP

UDOT electronic Program Management Statewide Transportation Improvement Program



STIP 2022-2027

epm345_stip_report (Rev 1716)

Report Run on: Aug 30, 2021, 09:13 A.M.

Region	PIN	Program Description	Fund	Prior	2022	2023	2024	2025	CD	Total	Fed Aid	State	Other
County Programs													
S	16196	2021 ((LOW VOLUME)) PAVEMENT PROGRAM											
		L_BETTERMENT		\$9,290	\$121,904	\$0	\$0	\$0	\$0	\$131,194	\$0	\$0	\$131,194
		STP_FLX_ST		\$18,691,770	\$619,398	\$0	\$0	\$0	\$0	\$19,311,168	\$18,003,802	\$1,307,366	\$0
		ST_PVMT_LV2		\$5,599,841	\$10,948,976	\$0	\$0	\$0	\$0	\$16,548,817	\$0	\$16,548,817	\$0
		ST_T&S_FUND		\$4,470	\$30	\$0	\$0	\$0	\$0	\$4,500	\$0	\$4,500	\$0
		ST_TRANS_SOL		\$3,550	\$146,450	\$0	\$0	\$0	\$0	\$150,000	\$0	\$150,000	\$0
		Total		\$24,308,921	\$11,836,758	\$0	\$0	\$0	\$0	\$36,145,679	\$18,003,802	\$18,010,683	\$131,194
S	16197	2021 BRIDGE PRESERVATION PROGRAM											
		STP_BRIDGE		\$0	\$70,000	\$0	\$0	\$0	\$0	\$70,000	\$65,261	\$4,739	\$0
		ST_BRIDGE		\$1,968,123	\$3,921,877	\$0	\$0	\$0	\$0	\$5,890,000	\$0	\$5,890,000	\$0
		Total		\$1,968,123	\$3,991,877	\$0	\$0	\$0	\$0	\$5,960,000	\$65,261	\$5,894,739	\$0
S	16198	2021 BRIDGE MAINTENANCE PROGRAM											
		ST_BRIDGE		\$3,098	\$596,902	\$0	\$0	\$0	\$0	\$600,000	\$0	\$600,000	\$0
		ST_PVMT_LV2		\$0	\$240,000	\$0	\$0	\$0	\$0	\$240,000	\$0	\$240,000	\$0
		Total		\$3,098	\$836,902	\$0	\$0	\$0	\$0	\$840,000	\$0	\$840,000	\$0
S	16780	STATEWIDE TRANSPORTATION SOLUTIONS PROGRAM											
		NHPP_IM		\$0	\$500,000	\$0	\$0	\$0	\$0	\$500,000	\$470,900	\$29,100	\$0
		NHPP_NHS		\$0	\$2,894,000	\$0	\$0	\$0	\$0	\$2,894,000	\$2,698,076	\$195,924	\$0
		OTHER		\$6,030	\$38,970	\$0	\$0	\$0	\$0	\$45,000	\$0	\$0	\$45,000
		STP_COVID_ST		\$0	\$21,056,208	\$0	\$0	\$0	\$0	\$21,056,208	\$21,056,208	\$0	\$0
		STP_FLX_ST		\$2,000,000	\$8,335,841	\$0	\$0	\$0	\$0	\$10,335,841	\$9,636,105	\$699,736	\$0
		ST_CONST		\$2,866,789	\$133,211	\$0	\$0	\$0	\$0	\$3,000,000	\$0	\$3,000,000	\$0
		ST_CONT_PG		\$0	\$0	\$0	\$0	\$0	\$0	\$0	\$0	\$0	\$0
		ST_ER_FUND		\$0	\$980	\$0	\$0	\$0	\$0	\$980	\$0	\$980	\$0
		ST_PVMT		\$0	\$223,056	\$0	\$0	\$0	\$0	\$223,056	\$0	\$223,056	\$0
		ST_PVMT_LV2		\$0	\$5,210,000	\$0	\$0	\$0	\$0	\$5,210,000	\$0	\$5,210,000	\$0
		ST_RET_ROW_S		\$12,325,000	\$0	\$0	\$0	\$0	\$0	\$12,325,000	\$0	\$12,325,000	\$0
		ST_TRANS_SOL		\$14,496,987	\$25,956,843	\$0	\$0	\$0	\$0	\$40,453,830	\$0	\$40,453,830	\$0
		Total		\$31,694,806	\$64,349,110	\$0	\$0	\$0	\$0	\$96,043,916	\$33,861,289	\$62,137,627	\$45,000



DRAFT

DRAFT STIP

UDOT electronic Program Management

Statewide Transportation Improvement Program



STIP 2022-2027

epm345_stip_report (Rev 1716)

Report Run on: Aug 30, 2021, 09:13 A.M.

Region	PIN	Program Description	Fund	Prior	2022	2023	2024	2025	CD	Total	Fed Aid	State	Other
County Programs													
S	16885	2022 HIGH VOLUME PAVEMENT PROGRAM											
		NHPP_BR		\$0	\$370,000	\$0	\$0	\$0	\$0	\$370,000	\$344,951	\$25,049	\$0
		NHPP_IM		\$640,000	\$41,132,653	\$0	\$0	\$0	\$0	\$41,772,653	\$39,341,484	\$2,431,168	\$0
		NHPP_NHS		\$2,922,550	\$61,339,700	\$0	\$0	\$0	\$0	\$64,262,250	\$59,911,696	\$4,350,554	\$0
		STP_BRIDGE		\$45,000	\$0	\$0	\$0	\$0	\$0	\$45,000	\$41,954	\$3,047	\$0
		STP_FLX_ST		\$2,492,675	\$55,994,000	\$0	\$0	\$0	\$0	\$58,486,675	\$54,527,127	\$3,959,548	\$0
		STP_HIF_P/O		\$0	\$165,581	\$0	\$0	\$0	\$0	\$165,581	\$154,371	\$11,210	\$0
		ST_BRIDGE		\$0	\$2,800,000	\$0	\$0	\$0	\$0	\$2,800,000	\$0	\$2,800,000	\$0
		ST_PVMT		\$24,877	\$0	\$0	\$0	\$0	\$0	\$24,877	\$0	\$24,877	\$0
		ST_PVMT_LV2		\$0	\$1,430,000	\$0	\$0	\$0	\$0	\$1,430,000	\$0	\$1,430,000	\$0
		ST_RET_ROW		\$2,197	\$558,644	\$0	\$0	\$0	\$0	\$560,841	\$0	\$560,841	\$0
		ST_RET_ROW_S		\$0	\$775,000	\$0	\$0	\$0	\$0	\$775,000	\$0	\$775,000	\$0
		ST_TRANS_SOL		\$0	\$600,000	\$0	\$0	\$0	\$0	\$600,000	\$0	\$600,000	\$0
		Total		\$6,127,299	\$165,165,578	\$0	\$0	\$0	\$0	\$171,292,877	\$154,321,583	\$16,971,294	\$0
S	16886	2022 LOW VOLUME PAVEMENT PROGRAM											
		NHPP_NHS		\$70,000	\$0	\$0	\$0	\$0	\$0	\$70,000	\$65,261	\$4,739	\$0
		STP_FLX_ST		\$3,809,201	\$12,475,404	\$0	\$0	\$0	\$0	\$16,284,605	\$15,182,137	\$1,102,468	\$0
		STP_HIF_RURL		\$200,000	\$858,431	\$0	\$0	\$0	\$0	\$1,058,431	\$986,775	\$71,656	\$0
		STP_HIF_ST		\$279,500	\$1,720,500	\$0	\$0	\$0	\$0	\$2,000,000	\$1,864,600	\$135,400	\$0
		STP_RURAL		\$36,698	\$7,396,266	\$0	\$0	\$0	\$0	\$7,432,963	\$6,929,752	\$503,212	\$0
		ST_CONT_R3		\$22,415	\$26,585	\$0	\$0	\$0	\$0	\$49,000	\$0	\$49,000	\$0
		ST_PVMT_LV2		\$19,429	\$18,576,571	\$0	\$0	\$0	\$0	\$18,596,000	\$0	\$18,596,000	\$0
		ST_RET_ROW_S		\$0	\$1,500,000	\$0	\$0	\$0	\$0	\$1,500,000	\$0	\$1,500,000	\$0
		Total		\$4,437,243	\$42,553,757	\$0	\$0	\$0	\$0	\$46,991,000	\$25,028,525	\$21,962,474	\$0
S	16887	2022 BRIDGE PRESERVATION PROGRAM											
		NHPP_BR		\$180,000	\$14,500,000	\$0	\$0	\$0	\$0	\$14,680,000	\$13,686,164	\$993,836	\$0
		STP_BRIDGE		\$100,000	\$4,650,000	\$0	\$0	\$0	\$0	\$4,750,000	\$4,428,425	\$321,575	\$0
		ST_BRIDGE		\$0	\$6,406,000	\$0	\$0	\$0	\$0	\$6,406,000	\$0	\$6,406,000	\$0
		Total		\$280,000	\$25,556,000	\$0	\$0	\$0	\$0	\$25,836,000	\$18,114,589	\$7,721,411	\$0
S	17359	2022 BRIDGE MAINTENANCE PROGRAM											
		ST_BRIDGE		\$0	\$500,000	\$0	\$0	\$0	\$0	\$500,000	\$0	\$500,000	\$0
S	17784	STORMWATER MITIGATION - STATEWIDE											
		ST_APPROP		\$1,547	\$0	\$0	\$0	\$0	\$0	\$1,547	\$0	\$1,547	\$0
		ST_TRANS_SOL		\$0	\$55,000	\$0	\$0	\$0	\$0	\$55,000	\$0	\$55,000	\$0
		ST_TSP_MS4		\$20,115,571	\$16,495,280	\$0	\$0	\$0	\$0	\$36,610,851	\$0	\$36,610,851	\$0
		Total		\$20,117,118	\$16,550,280	\$0	\$0	\$0	\$0	\$36,667,397	\$0	\$36,667,397	\$0



DRAFT

DRAFT STIP

UDOT electronic Program Management

Statewide Transportation Improvement Program



STIP 2022-2027

epm345_stip_report (Rev 1716)

Report Run on: Aug 30, 2021, 09:13 A.M.

Region	PIN	Program Description	Fund	Prior	2022	2023	2024	2025	CD	Total	Fed Aid	State	Other
County Programs													
S	18259	2023 BRIDGE PRESERVATION PROGRAM											
		NHPP_BR		\$0	\$1,200,000	\$1,700,000	\$0	\$0	\$0	\$2,900,000	\$2,703,670	\$196,330	\$0
		STP_BRIDGE		\$0	\$0	\$4,000,000	\$0	\$0	\$0	\$4,000,000	\$3,729,200	\$270,800	\$0
		ST_BRIDGE		\$0	\$0	\$9,000,000	\$0	\$0	\$0	\$9,000,000	\$0	\$9,000,000	\$0
		Total		\$0	\$1,200,000	\$14,700,000	\$0	\$0	\$0	\$15,900,000	\$6,432,870	\$9,467,130	\$0
S	18260	2023 BRIDGE MAINTENANCE PROGRAM											
		ST_BRIDGE		\$0	\$0	\$500,000	\$0	\$0	\$0	\$500,000	\$0	\$500,000	\$0
S	18866	FY 2020 EMERGENCY EARTHQUAKE BRIDGE INSPECTION & REPAIR											
		ER_2020		\$585,545	\$2,234,455	\$0	\$0	\$0	\$0	\$2,820,000	\$2,629,086	\$190,914	\$0
		ER_2020_100%		\$300,000	\$0	\$0	\$0	\$0	\$0	\$300,000	\$300,000	\$0	\$0
		ST_PVMT_LV2		\$0	\$3,070	\$0	\$0	\$0	\$0	\$3,070	\$0	\$3,070	\$0
		Total		\$885,545	\$2,237,525	\$0	\$0	\$0	\$0	\$3,123,070	\$2,929,086	\$193,984	\$0
S	18984	PAVEMENT RECONSTRUCTION PROGRAM											
		NHPP_IM		\$0	\$1,615,069	\$0	\$0	\$0	\$0	\$1,615,069	\$1,521,072	\$93,997	\$0
S	19029	2024 BRIDGE REHABILITATION AND REPLACEMENT PROGRAM											
S	19030	2024 BRIDGE PRESERVATION PROGRAM											
		ST_BRIDGE		\$0	\$0	\$0	\$14,500,000	\$0	\$0	\$14,500,000	\$0	\$14,500,000	\$0
S	19031	2024 BRIDGE MAINTENANCE PROGRAM											
		ST_BRIDGE		\$0	\$0	\$0	\$500,000	\$0	\$0	\$500,000	\$0	\$500,000	\$0
S	19094	WFRC PLANNING PROGRAM											
		FTA_5303_100		\$1,818,839	\$0	\$0	\$0	\$0	\$0	\$1,818,839	\$1,818,839	\$0	\$0
		L_PASS_MATCH		\$0	\$782,431	\$0	\$0	\$0	\$0	\$782,431	\$0	\$0	\$782,431
		PL_WFRC		\$1,712,330	\$910,811	\$0	\$0	\$0	\$0	\$2,623,141	\$2,623,141	\$0	\$0
		PL_WFRC_100		\$3,128,556	\$0	\$0	\$0	\$0	\$0	\$3,128,556	\$3,128,556	\$0	\$0
		STP_URB_O/L		\$771,097	\$894,556	\$0	\$0	\$0	\$0	\$1,665,653	\$1,665,653	\$0	\$0
		STP_URB_SL		\$1,258,106	\$1,653,981	\$0	\$0	\$0	\$0	\$2,912,087	\$2,912,087	\$0	\$0
		STP_URB_SL@1		\$675,517	\$0	\$0	\$0	\$0	\$0	\$675,517	\$675,517	\$0	\$0
		STP_UR_O/L@1		\$414,027	\$0	\$0	\$0	\$0	\$0	\$414,027	\$414,027	\$0	\$0
		Total		\$9,778,472	\$4,241,779	\$0	\$0	\$0	\$0	\$14,020,251	\$13,237,820	\$0	\$782,431



DRAFT

DRAFT STIP

UDOT electronic Program Management Statewide Transportation Improvement Program



STIP 2022-2027

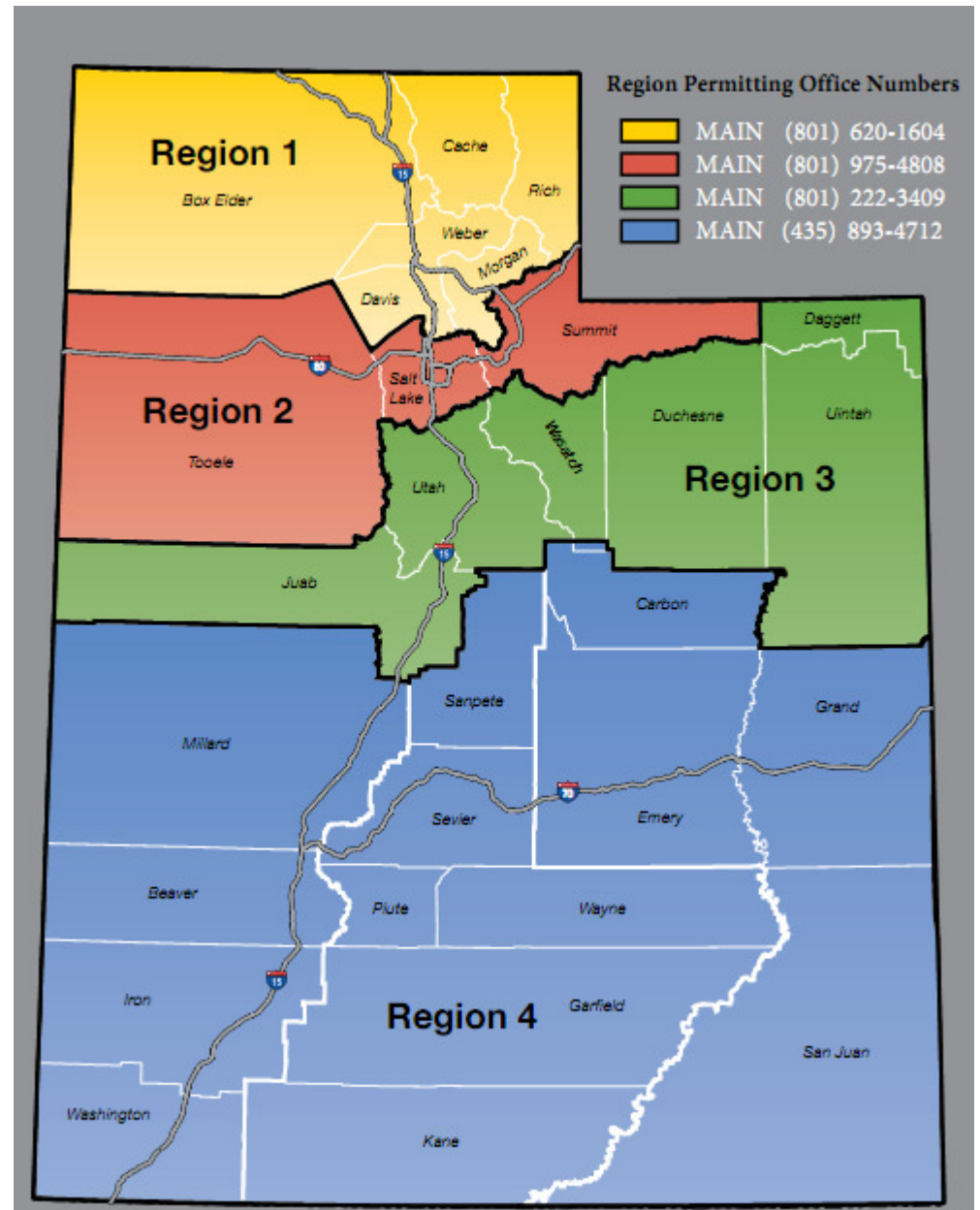
epm345_stip_report (Rev 1716)

Report Run on: Aug 30, 2021, 09:13 A.M.

Region	PIN	Program Description	Fund	Prior	2022	2023	2024	2025	CD	Total	Fed Aid	State	Other
County Programs													
S	19146	2024 HIGH VOLUME PAVEMENT PROGRAM											
		NHPP_IM		\$0	\$0	\$0	\$32,000,000	\$0	\$0	\$32,000,000	\$30,137,600	\$1,862,400	\$0
		NHPP_NHS		\$0	\$0	\$0	\$64,000,000	\$0	\$0	\$64,000,000	\$59,667,200	\$4,332,800	\$0
		STP_FLX_ST		\$0	\$0	\$0	\$65,500,000	\$0	\$0	\$65,500,000	\$61,065,650	\$4,434,350	\$0
		Total		\$0	\$0	\$0	\$161,500,000	\$0	\$0	\$161,500,000	\$150,870,450	\$10,629,550	\$0
S	19147	2024 LOW VOLUME PAVEMENT PROGRAM											
		ST_PVMT_LV2		\$0	\$0	\$0	\$35,000,000	\$0	\$0	\$35,000,000	\$0	\$35,000,000	\$0
S	19661	NATIONAL HIGHWAY FREIGHT PROGRAM											
		NHFP		\$0	\$6,498,046	\$0	\$0	\$0	\$0	\$6,498,046	\$6,058,128	\$439,918	\$0
		STP_FLX_ST		\$0	\$18,877,297	\$0	\$0	\$0	\$0	\$18,877,297	\$17,599,304	\$1,277,993	\$0
		Total		\$0	\$25,375,343	\$0	\$0	\$0	\$0	\$25,375,343	\$23,657,432	\$1,717,911	\$0
S	19727	EMERGING AREA PLANNING											
		ST_EMERGING		\$0	\$1,000,000	\$0	\$0	\$0	\$0	\$1,000,000	\$0	\$1,000,000	\$0
	19196	AIRPORT CONCEPT											

Region & County

Many of these projects will reside within the Wasatch Front Regional Council (WFRC) area but all projects are listed in the TIP for reference and program management.





DRAFT

DRAFT STIP

UDOT electronic Program Management

Statewide Transportation Improvement Program



STIP 2022-2027

epm345_stip_report (Rev 1716)

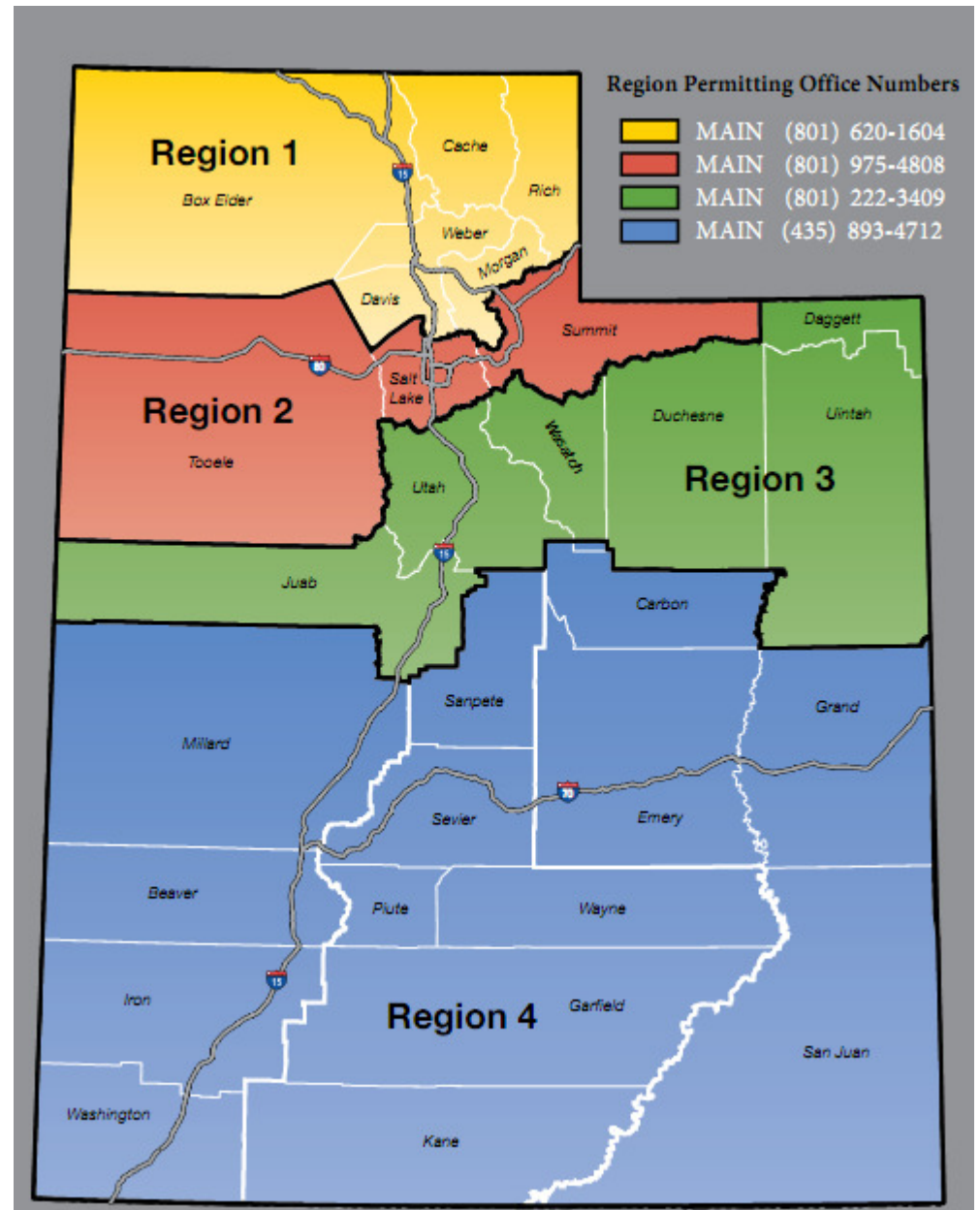
Report Run on: Aug 30, 2021, 09:13 A.M.

Region	PIN	Program Description	Fund	Prior	2022	2023	2024	2025	CD	Total	Fed Aid	State	Other
Region County Programs													
1	5981	REGION ONE COMMUTER LINK PROGRAM											
		CMAQ_PM2.5		\$0	\$525,000	\$0	\$0	\$0	\$0	\$525,000	\$489,458	\$35,543	\$0
		CMAQ_WFRC		\$6,380,014	\$1,093,728	\$0	\$0	\$0	\$0	\$7,473,742	\$6,967,770	\$505,972	\$0
		Total		\$6,380,014	\$1,618,728	\$0	\$0	\$0	\$0	\$7,998,742	\$7,457,227	\$541,515	\$0
2	5996	ITS - REGION TWO COMMUTER LINK											
		CMAQ_PM2.5		\$739,907	\$0	\$0	\$0	\$0	\$0	\$739,907	\$689,815	\$50,092	\$0
		CMAQ_WFRC		\$6,074,638	\$2,400,728	\$0	\$0	\$0	\$0	\$8,475,367	\$7,901,584	\$573,782	\$0
		FA_SHRP2		\$139,288	\$0	\$0	\$0	\$0	\$0	\$139,288	\$139,288	\$0	\$0
		HSIP		\$50,000	\$0	\$0	\$0	\$0	\$0	\$50,000	\$46,615	\$3,385	\$0
		ST_ATMS		\$143,487	\$67,513	\$0	\$0	\$0	\$0	\$211,000	\$0	\$211,000	\$0
		Total		\$7,147,320	\$2,468,242	\$0	\$0	\$0	\$0	\$9,615,561	\$8,777,302	\$838,259	\$0
3	5999	REGION THREE COMMUTER LINK - EXPANSION HARDWARE											
		CMAQ_MAG		\$406,000	\$78,159	\$0	\$0	\$0	\$0	\$484,159	\$451,382	\$32,778	\$0
		ST_ATMS		\$129,131	\$42,869	\$0	\$0	\$0	\$0	\$172,000	\$0	\$172,000	\$0
		Total		\$535,131	\$121,028	\$0	\$0	\$0	\$0	\$656,159	\$451,382	\$204,778	\$0

Statewide

Projects that are included in programs often cross city and county lines and as a result, frequently include projects within the boundaries of one or more of the Metropolitan Planning Organizations (MPO).

The “Statewide County Projects” will identify projects and programs in each of the UDOT Regions across the state, but for programming and information are listed all together.





DRAFT

DRAFT STIP

UDOT electronic Program Management Statewide Transportation Improvement Program



STIP 2022-2027

epm345_stip_report (Rev 1716)

Report Run on: Aug 30, 2021, 09:13 A.M.

Region	PIN	Program Description	Fund	Prior	2022	2023	2024	2025	CD	Total	Fed Aid	State	Other
Statewide County Programs													
9	5954	STATEWIDE ITS EXPANSION PROGRAM											
		NHPP_IM		\$1,200,000	\$0	\$0	\$0	\$0	\$0	\$1,200,000	\$1,130,160	\$69,840	\$0
		OTHER		\$353,083	\$0	\$0	\$0	\$0	\$0	\$353,083	\$0	\$0	\$353,083
		STP_FLX_ST		\$3,500,000	\$0	\$0	\$0	\$0	\$0	\$3,500,000	\$3,263,050	\$236,950	\$0
		ST_APPROP		\$0	\$22,364	\$0	\$0	\$0	\$0	\$22,364	\$0	\$22,364	\$0
		ST_ATMS		\$9,624,283	\$184,109	\$0	\$0	\$0	\$0	\$9,808,392	\$0	\$9,808,392	\$0
		ST_ATMS_AM		\$8,126,869	\$2,167,404	\$0	\$0	\$0	\$0	\$10,294,272	\$0	\$10,294,272	\$0
		ST_CAV		\$70,000	\$0	\$0	\$0	\$0	\$0	\$70,000	\$0	\$70,000	\$0
		ST_CONT_R2		\$65,000	\$0	\$0	\$0	\$0	\$0	\$65,000	\$0	\$65,000	\$0
		ST_ITS		\$5,037	\$113,764	\$0	\$0	\$0	\$0	\$118,801	\$0	\$118,801	\$0
		ST_LIGHTING		\$80,000	\$0	\$0	\$0	\$0	\$0	\$80,000	\$0	\$80,000	\$0
		ST_SIGNL_M&O		\$0	\$125,000	\$0	\$0	\$0	\$0	\$125,000	\$0	\$125,000	\$0
		ST_TRANS_SOL		\$1,554,458	\$645,542	\$0	\$0	\$0	\$0	\$2,200,000	\$0	\$2,200,000	\$0
		Total		\$24,578,729	\$3,258,183	\$0	\$0	\$0	\$0	\$27,836,912	\$4,393,210	\$23,090,619	\$353,083
B	6019	HIGHWAY SAFETY IMPROVEMENT PROGRAM - (HSIP)											
		CMAQ_MAG		\$1,275,000	\$0	\$0	\$0	\$0	\$0	\$1,275,000	\$1,188,683	\$86,318	\$0
		EM_RPF1@93.2		\$2,187,759	\$0	\$0	\$0	\$0	\$0	\$2,187,759	\$2,039,648	\$148,111	\$0
		HSIP		\$48,727,754	\$25,616,549	\$17,846,885	\$0	\$0	\$0	\$92,191,188	\$85,949,845	\$6,241,343	\$0
		HSIP_100%		\$256,546	\$0	\$0	\$0	\$0	\$0	\$256,546	\$256,546	\$0	\$0
		HSIP_HRRR		\$106,637	\$108,819	\$0	\$0	\$0	\$0	\$215,457	\$200,870	\$14,586	\$0
		HSIP_HRRR_SR		\$3,137,073	\$521,287	\$0	\$0	\$0	\$0	\$3,658,359	\$3,410,688	\$247,671	\$0
		LOCAL_GOV'T		\$181,551	\$1,724,449	\$0	\$0	\$0	\$0	\$1,906,000	\$0	\$0	\$1,906,000
		L_BETTERMENT		\$33	\$81,090	\$0	\$0	\$0	\$0	\$81,123	\$0	\$0	\$81,123
		SEC154_HSIP		\$363,254	\$0	\$0	\$0	\$0	\$0	\$363,254	\$338,662	\$24,592	\$0
		SEC164_HSIP		\$298,031	\$0	\$0	\$0	\$0	\$0	\$298,031	\$277,855	\$20,177	\$0
		STP_FLX_ST		\$150,000	\$50,000	\$0	\$0	\$0	\$0	\$200,000	\$186,460	\$13,540	\$0
		STP_UB_P/O_U		\$225,000	\$1	\$0	\$0	\$0	\$0	\$225,001	\$209,768	\$15,233	\$0
		ST_CONT_R1		\$164,600	\$0	\$0	\$0	\$0	\$0	\$164,600	\$0	\$164,600	\$0
		ST_ITS		\$300,000	\$0	\$0	\$0	\$0	\$0	\$300,000	\$0	\$300,000	\$0
		ST_PVMT		\$296,419	\$45,500	\$0	\$0	\$0	\$0	\$341,919	\$0	\$341,919	\$0
		ST_PVMT_LV2		\$437,585	\$2,777,082	\$0	\$0	\$0	\$0	\$3,214,667	\$0	\$3,214,667	\$0
		ST_SIGNL_M&O		\$300,000	\$0	\$0	\$0	\$0	\$0	\$300,000	\$0	\$300,000	\$0
		ST_SPOT_SFTY		\$45,222	\$0	\$0	\$0	\$0	\$0	\$45,222	\$0	\$45,222	\$0
		ST_TOLL_CR		\$18,629	\$0	\$0	\$0	\$0	\$0	\$18,629	\$0	\$18,629	\$0
		ST_TRANS_SOL		\$839,914	\$0	\$0	\$0	\$0	\$0	\$839,914	\$0	\$839,914	\$0
		Total		\$59,311,009	\$30,924,776	\$17,846,885	\$0	\$0	\$0	\$108,082,670	\$94,059,025	\$12,036,523	\$1,987,123



DRAFT

DRAFT STIP

UDOT electronic Program Management

Statewide Transportation Improvement Program



STIP 2022-2027

epm345_stip_report (Rev 1716)

Report Run on: Aug 30, 2021, 09:13 A.M.

Region	PIN	Program Description	Fund	Prior	2022	2023	2024	2025	CD	Total	Fed Aid	State	Other
Statewide County Programs													
S	5775	STATEWIDE SPOT SAFETY IMPROVEMENT PROGRAM											
		ST_SPOT_SFTY		\$435,935	\$0	\$0	\$0	\$0	\$0	\$435,935	\$0	\$435,935	\$0
		ST_T&S_FUND		\$261,282	\$132,188	\$0	\$0	\$0	\$0	\$393,469	\$0	\$393,469	\$0
		Total		\$697,216	\$132,188	\$0	\$0	\$0	\$0	\$829,404	\$0	\$829,404	\$0
S	5925	2007- 2009 STATEWIDE CORRIDOR STUDIES / CEVP PROGRAM											
		ST_CORR_C EVP		\$0	\$350,068	\$0	\$0	\$0	\$0	\$350,068	\$0	\$350,068	\$0
		ST_GF_OTHER		\$0	\$9,609	\$0	\$0	\$0	\$0	\$9,609	\$0	\$9,609	\$0
		Total		\$0	\$359,677	\$0	\$0	\$0	\$0	\$359,677	\$0	\$359,677	\$0
S	5928	2009 PAVEMENT PRESERVATION PROGRAM											
		L_BETTERMENT		\$43,900	\$0	\$0	\$0	\$0	\$0	\$43,900	\$0	\$0	\$43,900
		STP_FLX_ST		\$250,000	\$0	\$0	\$0	\$0	\$0	\$250,000	\$233,075	\$16,925	\$0
		ST_BRIDGE		\$500,000	\$0	\$0	\$0	\$0	\$0	\$500,000	\$0	\$500,000	\$0
		ST_PVMT		\$957,985	\$0	\$0	\$0	\$0	\$0	\$957,985	\$0	\$957,985	\$0
		Total		\$1,751,885	\$0	\$0	\$0	\$0	\$0	\$1,751,885	\$233,075	\$1,474,910	\$43,900
S	5930	STATEWIDE MAINTENANCE SPOT IMPROVEMENTS PROGRAM											
		ST_PVMT		\$30,000	\$0	\$0	\$0	\$0	\$0	\$30,000	\$0	\$30,000	\$0
		ST_SPOT_MNT		\$322,907	\$402,843	\$0	\$0	\$0	\$0	\$725,750	\$0	\$725,750	\$0
		Total		\$352,907	\$402,843	\$0	\$0	\$0	\$0	\$755,750	\$0	\$755,750	\$0
S	5947	STATEWIDE SAFE SIDEWALK & ADA INSTALLATION PROGRAM											
		L_PASS_MATCH		\$0	\$888,396	\$0	\$0	\$0	\$0	\$888,396	\$0	\$0	\$888,396
		ST_ADA_RAMPS		\$0	\$23,671	\$0	\$0	\$0	\$0	\$23,671	\$0	\$23,671	\$0
		ST_CONT_R1		\$0	\$141,047	\$0	\$0	\$0	\$0	\$141,047	\$0	\$141,047	\$0
		ST_CONT_R3		\$0	\$15,368	\$0	\$0	\$0	\$0	\$15,368	\$0	\$15,368	\$0
		ST_LIGHTING		\$6,000	\$0	\$0	\$0	\$0	\$0	\$6,000	\$0	\$6,000	\$0
		ST_SAFE_SIDE		\$857,447	\$1,909,115	\$0	\$0	\$0	\$0	\$2,766,562	\$0	\$2,766,562	\$0
		Total		\$863,447	\$2,977,597	\$0	\$0	\$0	\$0	\$3,841,044	\$0	\$2,952,648	\$888,396



DRAFT
DRAFT STIP

UDOT electronic Program Management Statewide Transportation Improvement Program



STIP 2022-2027

epm345_stip_report (Rev 1716)

Report Run on: Aug 30, 2021, 09:13 A.M.

Region	PIN	Program Description	Fund	Prior	2022	2023	2024	2025	CD	Total	Fed Aid	State	Other
Statewide County Programs													
S	5952	STATEWIDE TRAFFIC SIGNALS NEW CONSTRUCTION											
		LOCAL_GOV		\$281,700	\$0	\$0	\$0	\$0	\$0	\$281,700	\$0	\$0	\$281,700
		L_BETTERMENT		\$399,024	\$35,629	\$0	\$0	\$0	\$0	\$434,653	\$0	\$0	\$434,653
		ST_APPROP		\$21,669	\$0	\$0	\$0	\$0	\$0	\$21,669	\$0	\$21,669	\$0
		ST_CONT_R1		\$10,377	\$119,623	\$0	\$0	\$0	\$0	\$130,000	\$0	\$130,000	\$0
		ST_CONT_R2		\$86,000	\$0	\$0	\$0	\$0	\$0	\$86,000	\$0	\$86,000	\$0
		ST_CONT_R3		\$151,210	\$448,790	\$0	\$0	\$0	\$0	\$600,000	\$0	\$600,000	\$0
		ST_CONT_R4		\$40,286	\$14,714	\$0	\$0	\$0	\$0	\$55,000	\$0	\$55,000	\$0
		ST_EXCH_MAG		\$0	\$25,000	\$0	\$0	\$0	\$0	\$25,000	\$0	\$25,000	\$0
		ST_ITS		\$65,000	\$0	\$0	\$0	\$0	\$0	\$65,000	\$0	\$65,000	\$0
		ST_PVMT		\$162,002	\$171,831	\$0	\$0	\$0	\$0	\$333,833	\$0	\$333,833	\$0
		ST_PVMT_LV2		\$550,000	\$250,000	\$0	\$0	\$0	\$0	\$800,000	\$0	\$800,000	\$0
		ST_SAFE_SIDE		\$25,000	\$0	\$0	\$0	\$0	\$0	\$25,000	\$0	\$25,000	\$0
		ST_SIGNALS		\$20,873,011	\$16,983,515	\$0	\$0	\$0	\$0	\$37,856,526	\$0	\$37,856,526	\$0
		ST_SIGNL_M&O		\$3,519,971	\$5,563,775	\$0	\$0	\$0	\$0	\$9,083,746	\$0	\$9,083,746	\$0
		ST_SPOT_MNT		\$60,000	\$0	\$0	\$0	\$0	\$0	\$60,000	\$0	\$60,000	\$0
		ST_TRANS_SOL		\$1,255,861	\$1,415,455	\$0	\$0	\$0	\$0	\$2,671,316	\$0	\$2,671,316	\$0
		Total		\$27,501,110	\$25,028,332	\$0	\$0	\$0	\$0	\$52,529,442	\$0	\$51,813,090	\$716,353
S	6025	NATIONAL RECREATIONAL TRAILS PROGRAM											
		NRT		\$0	\$7,050,698	\$0	\$0	\$0	\$0	\$7,050,698	\$7,050,698	\$0	\$0
		ST_MATCH		\$0	\$17,934,159	\$0	\$0	\$0	\$0	\$17,934,159	\$0	\$17,934,159	\$0
		Total		\$0	\$24,984,857	\$0	\$0	\$0	\$0	\$24,984,857	\$7,050,698	\$17,934,159	\$0
S	6026	HIGH RISK RURAL ROADS PROGRAM - (HRRR)											
		HSIP		\$12,529	\$0	\$0	\$0	\$0	\$0	\$12,529	\$11,681	\$848	\$0
		HSIP_HRRR_SR		\$905,855	\$38,336	\$0	\$0	\$0	\$0	\$944,191	\$880,270	\$63,922	\$0
		Total		\$918,384	\$38,336	\$0	\$0	\$0	\$0	\$956,720	\$891,950	\$64,770	\$0
S	6061	STATEWIDE BARRIER TREATMENTS											
		ST_APPROP		\$32,713	\$0	\$0	\$0	\$0	\$0	\$32,713	\$0	\$32,713	\$0
		ST_BARRIER		\$69,031	\$80,969	\$0	\$0	\$0	\$0	\$150,000	\$0	\$150,000	\$0
		Total		\$101,745	\$80,969	\$0	\$0	\$0	\$0	\$182,713	\$0	\$182,713	\$0



DRAFT
DRAFT STIP

UDOT electronic Program Management Statewide Transportation Improvement Program



STIP 2022-2027

epm345_stip_report (Rev 1716)

Report Run on: Aug 30, 2021, 09:13 A.M.

Region	PIN	Program Description	Fund	Prior	2022	2023	2024	2025	CD	Total	Fed Aid	State	Other
Statewide County Programs													
S	6064	RAILROAD CROSSING PROGRAM											
		CMAQ_MAG		\$250,000	\$456,000	\$0	\$0	\$0	\$0	\$706,000	\$658,204	\$47,796	\$0
		HSIP		\$283,183	\$16,817	\$0	\$0	\$0	\$0	\$300,000	\$279,690	\$20,310	\$0
		LOCAL_GOV		\$0	\$160,990	\$0	\$0	\$0	\$0	\$160,990	\$0	\$0	\$160,990
		R/H_DEVIC90S		\$5,356,148	\$1,248,871	\$630,000	\$1,054,655	\$0	\$0	\$8,289,675	\$7,460,707	\$828,967	\$0
		R/H_DEVICES1		\$181,298	\$18,181	\$0	\$0	\$0	\$0	\$199,479	\$199,479	\$0	\$0
		R/H_DEVICES90		\$1,841,155	\$0	\$0	\$0	\$0	\$0	\$1,841,155	\$1,657,040	\$184,116	\$0
		R/H_HZ_EL90S		\$3,854,351	\$1,047,544	\$630,000	\$1,054,655	\$0	\$0	\$6,586,550	\$5,927,895	\$658,655	\$0
		R/H_HZ_ELM90		\$2,365,178	\$0	\$0	\$0	\$0	\$0	\$2,365,178	\$2,128,661	\$236,518	\$0
		ST_CONT_R1		\$5,560	\$940	\$0	\$0	\$0	\$0	\$6,500	\$0	\$6,500	\$0
		ST_CONT_R3		\$0	\$200,000	\$0	\$0	\$0	\$0	\$200,000	\$0	\$200,000	\$0
		ST_MATCH		\$0	\$20,144	\$0	\$0	\$0	\$0	\$20,144	\$0	\$20,144	\$0
		ST_PVMT		\$7,782	\$156,601	\$0	\$0	\$0	\$0	\$164,383	\$0	\$164,383	\$0
		Total		\$14,144,657	\$3,326,088	\$1,260,000	\$2,109,310	\$0	\$0	\$20,840,055	\$18,311,676	\$2,367,389	\$160,990
S	6129	STATEWIDE SMALL AREA LIGHTING											
		ST_LIGHTING		\$300,530	\$70,669	\$0	\$0	\$0	\$0	\$371,199	\$0	\$371,199	\$0
		Total		\$300,530	\$70,669	\$0	\$0	\$0	\$0	\$371,199	\$0	\$371,199	\$0
S	6212	STATEWIDE SAFE ROUTES TO SCHOOL PROGRAM											
		LOCAL_GOV		\$68,832	\$71,168	\$0	\$0	\$0	\$0	\$140,000	\$0	\$0	\$140,000
		L_BETTERMENT		\$3,203	\$1,629	\$0	\$0	\$0	\$0	\$4,831	\$0	\$0	\$4,831
		ST_CONT_R1		\$36,000	\$0	\$0	\$0	\$0	\$0	\$36,000	\$0	\$36,000	\$0
		ST_CONT_R2		\$36,000	\$0	\$0	\$0	\$0	\$0	\$36,000	\$0	\$36,000	\$0
		ST_CONT_R3		\$30,000	\$0	\$0	\$0	\$0	\$0	\$30,000	\$0	\$30,000	\$0
		ST_PVMT		\$1,254,290	\$3,216,017	\$1,360,000	\$0	\$0	\$0	\$5,830,307	\$0	\$5,830,307	\$0
		TAP_FLEX		\$295,000	\$397,077	\$0	\$0	\$0	\$0	\$692,077	\$645,223	\$0	\$46,854
		TAP_SU_CMPO		\$0	\$18,369	\$0	\$0	\$0	\$0	\$18,369	\$17,126	\$1,244	\$0
		Total		\$1,723,324	\$3,704,260	\$1,360,000	\$0	\$0	\$0	\$6,787,584	\$662,349	\$5,933,550	\$191,685
S	6364	STATEWIDE SIGN MODIFICATIONS & REPLACEMENT PROGRAM											
		Total		\$0	\$0	\$0	\$0	\$0	\$0	\$0	\$0	\$0	\$0
S	6432	STATEWIDE-TRANSPORTATION ENHANCEMENT PROGRAM FY 2010 & 201											
		Total		\$0	\$0	\$0	\$0	\$0	\$0	\$0	\$0	\$0	\$0
S	6672	STATEWIDE HIGHWAY JURISDICTIONAL TRANSFERS PROGRAM											
		ST_HWY_TRNSF		\$0	\$2,093,567	\$0	\$0	\$0	\$0	\$2,093,567	\$0	\$2,093,567	\$0
		ST_TIF		\$4,464	\$3,995,536	\$0	\$0	\$0	\$0	\$4,000,000	\$0	\$4,000,000	\$0
		Total		\$4,464	\$6,089,103	\$0	\$0	\$0	\$0	\$6,093,567	\$0	\$6,093,567	\$0



DRAFT

DRAFT STIP

UDOT electronic Program Management

Statewide Transportation Improvement Program



STIP 2022-2027

epm345_stip_report (Rev 1716)

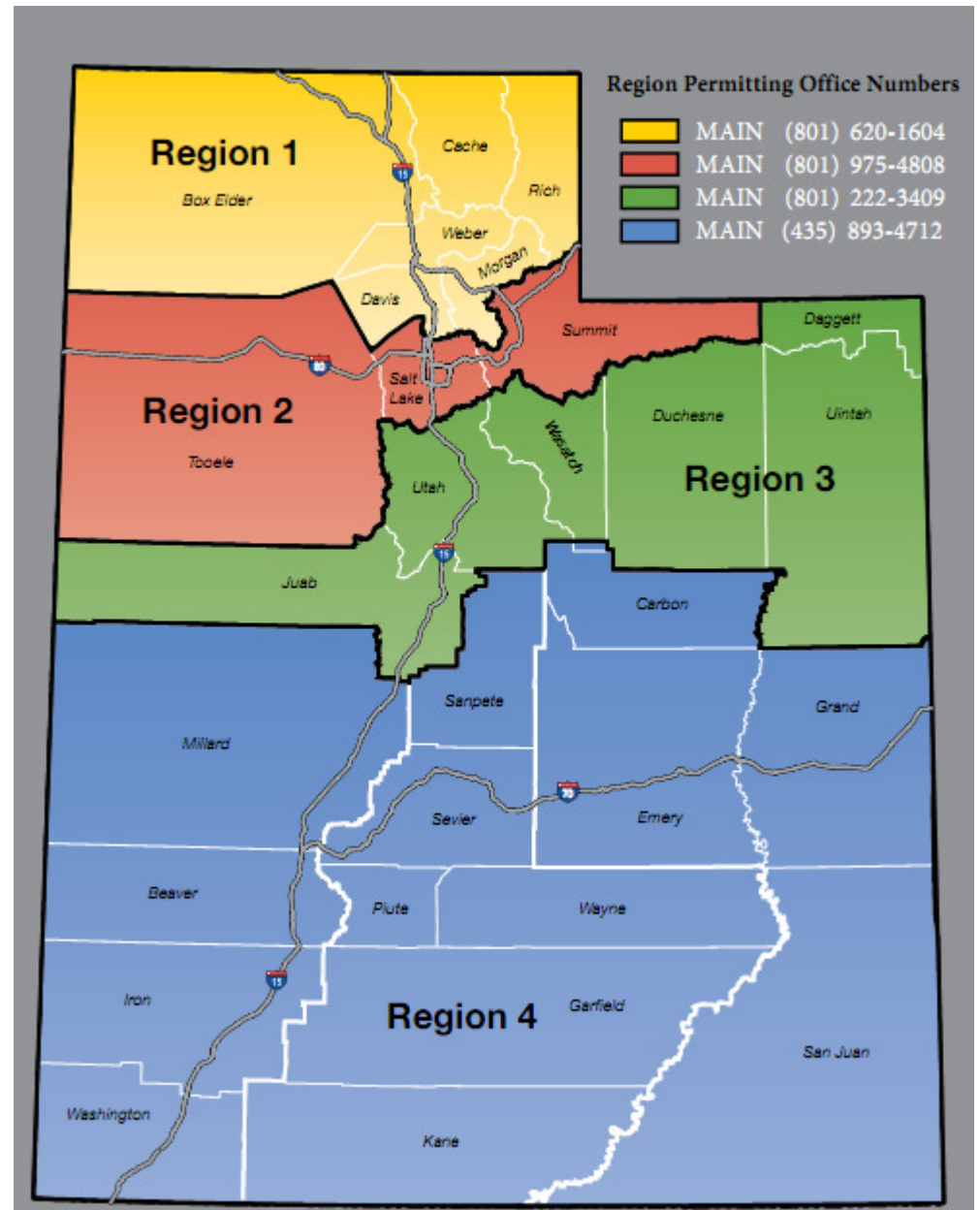
Report Run on: Aug 30, 2021, 09:13 A.M.

Region	PIN	Program Description	Fund	Prior	2022	2023	2024	2025	CD	Total	Fed Aid	State	Other
Statewide County Programs													
S	6850	STATEWIDE; BRIDGE PROGRAM UNSPENT FUNDS											
		NHPP_BR		\$0	\$131,390	\$0	\$0	\$0	\$0	\$131,390	\$122,495	\$8,895	\$0
		STP_BRIDGE		\$0	\$151,902	\$0	\$0	\$0	\$0	\$151,902	\$141,619	\$10,284	\$0
		ST_BRIDGE		\$1,547,920	\$672,890	\$0	\$0	\$0	\$0	\$2,220,809	\$0	\$2,220,809	\$0
		Total		\$1,547,920	\$956,182	\$0	\$0	\$0	\$0	\$2,504,102	\$264,114	\$2,239,988	\$0
S	7231	STATEWIDE BRIDGE COLLISION REPAIR PROJECTS											
		ST_BRIDGE		\$825,000	\$0	\$0	\$0	\$0	\$0	\$825,000	\$0	\$825,000	\$0
		ST_INS-RECOV		\$2,493,065	\$975,819	\$0	\$0	\$0	\$0	\$3,468,885	\$0	\$3,468,885	\$0
		Total		\$3,318,065	\$975,819	\$0	\$0	\$0	\$0	\$4,293,885	\$0	\$4,293,885	\$0
S	7496	SCENIC BYWAYS PROGRAM AWARDS											
		BYWAYS		\$0	\$69,000	\$0	\$0	\$0	\$0	\$69,000	\$55,200	\$0	\$13,800
		Total		\$0	\$69,000	\$0	\$0	\$0	\$0	\$69,000	\$55,200	\$0	\$13,800
S	8549	FY 2012 & 2013 ENHANCEMENT PROGRAM											
		Total		\$0	\$0	\$0	\$0	\$0	\$0	\$0	\$0	\$0	\$0
S	8922	PUBLIC RELATIONS PROGRAM											
		ST_CONT_PG		\$150,000	\$0	\$0	\$0	\$0	\$0	\$150,000	\$0	\$150,000	\$0
		ST_CONT_R1		\$65,000	\$0	\$0	\$0	\$0	\$0	\$65,000	\$0	\$65,000	\$0
		ST_CONT_R2		\$60,000	\$0	\$0	\$0	\$0	\$0	\$60,000	\$0	\$60,000	\$0
		ST_CONT_R3		\$60,000	\$0	\$0	\$0	\$0	\$0	\$60,000	\$0	\$60,000	\$0
		ST_CONT_R4		\$60,000	\$0	\$0	\$0	\$0	\$0	\$60,000	\$0	\$60,000	\$0
		ST_KW_KW_C		\$600,000	\$0	\$0	\$0	\$0	\$0	\$600,000	\$0	\$600,000	\$0
		ST_PR		\$6,543,094	\$481,906	\$0	\$0	\$0	\$0	\$7,025,000	\$0	\$7,025,000	\$0
		Total		\$7,538,094	\$481,906	\$0	\$0	\$0	\$0	\$8,020,000	\$0	\$8,020,000	\$0

Various

Projects that are included in “Various Projects” often cross city and county lines and as a result, frequently include projects within the boundaries of one or more of the Metropolitan Planning Organization (MPO).

The “Various Projects” will identify projects and programs in each of the UDOT Regions across the state, but for programming and information are listed all together.





DRAFT

DRAFT STIP

UDOT electronic Program Management Statewide Transportation Improvement Program



STIP 2022-2027

epm345_stip_report (Rev 1716)

Report Run on: Aug 30, 2021, 09:13 A.M.

Region	PIN	Program Description	Fund	Prior	2022	2023	2024	2025	CD	Total	Fed Aid	State	Other
Various County Programs													
1	5599	Region One Contingency Funds											
		ST_ATMS		\$87,463	\$0	\$0	\$0	\$0	\$0	\$87,463	\$0	\$87,463	\$0
		ST_CONST		\$930,000	\$0	\$0	\$0	\$0	\$0	\$930,000	\$0	\$930,000	\$0
		ST_CONT_R1		\$2,621,721	\$4,000,473	\$1,500,000	\$1,500,000	\$0	\$0	\$9,622,193	\$0	\$9,622,193	\$0
		ST_CONT_R2		\$50,000	\$0	\$0	\$0	\$0	\$0	\$50,000	\$0	\$50,000	\$0
		ST_TIF		\$146,403	\$511,097	\$0	\$0	\$0	\$0	\$657,500	\$0	\$657,500	\$0
		Total		\$3,835,587	\$4,511,569	\$1,500,000	\$1,500,000	\$0	\$0	\$11,347,156	\$0	\$11,347,156	\$0
2	5589	Region Two Contingency Funds											
		LOCAL_GOV		\$227,247	\$148,000	\$0	\$0	\$0	\$0	\$375,247	\$0	\$0	\$375,247
		OTHER		\$84,000	\$50,000	\$0	\$0	\$0	\$0	\$134,000	\$0	\$0	\$134,000
		OTHER_STATE		\$86,479	\$502,142	\$0	\$0	\$0	\$0	\$588,621	\$0	\$588,621	\$0
		ST_CONST		\$23	\$79,631	\$0	\$0	\$0	\$0	\$79,654	\$0	\$79,654	\$0
		ST_CONT_R2		\$3,427,854	\$1,771,689	\$0	\$0	\$0	\$0	\$5,199,543	\$0	\$5,199,543	\$0
		ST_CONT_R3		\$0	\$53,000	\$0	\$0	\$0	\$0	\$53,000	\$0	\$53,000	\$0
		ST_GF_TPA		\$93,000	\$0	\$0	\$0	\$0	\$0	\$93,000	\$0	\$93,000	\$0
		ST_SPOT_MNT		\$6,000	\$0	\$0	\$0	\$0	\$0	\$6,000	\$0	\$6,000	\$0
		ST_STUDIES		\$115,000	\$0	\$0	\$0	\$0	\$0	\$115,000	\$0	\$115,000	\$0
		Total		\$4,039,602	\$2,604,462	\$0	\$0	\$0	\$0	\$6,644,064	\$0	\$6,134,818	\$509,247
3	5597	Region Three Contingency Funds											
		L_BETTERMENT		\$0	\$25,000	\$0	\$0	\$0	\$0	\$25,000	\$0	\$0	\$25,000
		ST_CONT_R1		\$26,000	\$0	\$0	\$0	\$0	\$0	\$26,000	\$0	\$26,000	\$0
		ST_CONT_R2		\$32,000	\$0	\$0	\$0	\$0	\$0	\$32,000	\$0	\$32,000	\$0
		ST_CONT_R3		\$1,256,750	\$2,554,072	\$0	\$0	\$0	\$0	\$3,810,822	\$0	\$3,810,822	\$0
		ST_CONT_R4		\$0	\$42,000	\$0	\$0	\$0	\$0	\$42,000	\$0	\$42,000	\$0
		ST_SIGNALS		\$284,851	\$316,149	\$0	\$0	\$0	\$0	\$601,000	\$0	\$601,000	\$0
		Total		\$1,599,601	\$2,937,221	\$0	\$0	\$0	\$0	\$4,536,822	\$0	\$4,511,822	\$25,000
4	5591	Region Four Contingency Funds											
		LOCAL_GOV		\$164,422	\$1,808	\$0	\$0	\$0	\$0	\$166,230	\$0	\$0	\$166,230
		ST_APPROP		\$356	\$146	\$0	\$0	\$0	\$0	\$502	\$0	\$502	\$0
		ST_CONT_R3		\$19,725	\$1,275	\$0	\$0	\$0	\$0	\$21,000	\$0	\$21,000	\$0
		ST_CONT_R4		\$1,951,080	\$3,813,429	\$0	\$0	\$0	\$0	\$5,764,510	\$0	\$5,764,510	\$0
		ST_GF_TPA		\$0	\$69,922	\$0	\$0	\$0	\$0	\$69,922	\$0	\$69,922	\$0
		Total		\$2,135,583	\$3,886,581	\$0	\$0	\$0	\$0	\$6,022,163	\$0	\$5,855,933	\$166,230



DRAFT

DRAFT STIP

UDOT electronic Program Management Statewide Transportation Improvement Program



STIP 2022-2027

epm345_stip_report (Rev 1716)

Report Run on: Aug 30, 2021, 09:13 A.M.

Region	PIN	Program Description	Fund	Prior	2022	2023	2024	2025	CD	Total	Fed Aid	State	Other
Various County Programs													
S	6062	PROGRAMMING DIRECTOR CONTINGENCY FUNDS											
		STP_BRIDGE		\$0	\$1,172,987	\$0	\$0	\$0	\$0	\$1,172,987	\$1,093,576	\$79,411	\$0
		ST_CLS_ADJ		\$0	\$102,991	\$0	\$0	\$0	\$0	\$102,991	\$0	\$102,991	\$0
		ST_CONT_PG		\$528,262	\$1,844,259	\$0	\$0	\$0	\$0	\$2,372,521	\$0	\$2,372,521	\$0
		ST_CONT_R1		\$55,503	\$34,497	\$0	\$0	\$0	\$0	\$90,000	\$0	\$90,000	\$0
		ST_CONT_R2		\$82,159	\$112,841	\$0	\$0	\$0	\$0	\$195,000	\$0	\$195,000	\$0
		ST_CONT_R3		\$0	\$115,000	\$0	\$0	\$0	\$0	\$115,000	\$0	\$115,000	\$0
		ST_CONT_R4		\$2,839	\$22,161	\$0	\$0	\$0	\$0	\$25,000	\$0	\$25,000	\$0
		ST_STLMNT		\$475,000	\$0	\$0	\$0	\$0	\$0	\$475,000	\$0	\$475,000	\$0
		ST_TIF_EXCH		\$0	\$0	\$0	\$0	\$0	\$0	\$0	\$0	\$0	\$0
		Total		\$1,143,763	\$3,404,736	\$0	\$0	\$0	\$0	\$4,548,500	\$1,093,576	\$3,454,924	\$0

2022 – 2027 Transportation Improvement Program (TIP)



Transit

The Federal Transit Administration coordinates with the Utah Transportation Department (UDOT), the Utah Transit Authority (UTA), and a few smaller transit agencies within the State. UTA and UDOT coordinate with WFRC to program these funds within the Wasatch Front Region.



2022 – 2027 Transportation Improvement Program (TIP)



Transit Administration Funds

Public Transit Program

Federal Transit Administration (FTA)

Section 5307 – Urbanized Area Formula

Section 5309 – Capital Investment Program – New Starts

Section 5337 – Capital Investment Program – State of Good Repair

Section 5339 – Capital Investment Program – Bus & Bus Facilities

Section 5310 – Elderly Persons and Persons with Disabilities

Capital Investment Program – Discretionary Grants

Capital Investment Program – Local Funds

2022 – 2027 Transportation Improvement Program (TIP)

SALT LAKE/WEST VALLEY – OGDEN/ LAYTON TRANSPORTATION IMPROVEMENT PROGRAM										
PUBLIC TRANSIT PROGRAM										
Grantee	Project Description	Estimated Total Project Cost	Local Share of Project	ESTIMATED 5307 Funds Obligated in FY 2021	Estimated Federal Share and Phasing					
					(Fiscal Year)					
					2022	2023	2024	2025	2026	2027
SALT LAKE/WEST VALLEY URBANIZED AREA FORMULA - SECTION 5307										
UTA	Capital Items From UTA 5-Year Budg. https://www.rideuta.com/About-UTA/UTA-Reports-and-Documents	52,418,739	10,483,748	27,678,035	14,256,956					
UTA	Preventive Maintenance of Buses, Rail Vehicles and Facilities	171,804,104	34,360,821		13,697,860	24,259,028	24,501,618	24,746,634	24,994,101	25,244,042
UTA	ADA Operating Assistance for Paratransit Service	38,670,445	7,734,089			6,064,757	6,125,405	6,186,659	6,248,525	6,311,010
TOTAL: SALT LAKE/WEST VALLEY URBANIZED AREA FORMULA - SECTION 5307		262,893,287	52,578,657	27,678,035	27,954,815	30,323,785	30,627,023	30,933,293	31,242,626	31,555,052
OGDEN/ LAYTON URBANIZED AREA FORMULA - SECTION 5307										
UTA	Capital Items From UTA 5-Year Budg. https://www.rideuta.com/About-UT A/UT A-Reports-and-Documents	24,819,912	4,963,982	13,105,359	6,750,570					
UTA	Preventive Maintenance of Buses, Rail Vehicles and Facilities	78,695,119	15,739,024		6,485,842	11,070,417	11,181,121	11,292,932	11,405,862	11,519,920
UTA	ADA Operating Assistance for Paratransit Services	17,646,953	3,529,391			2,767,604	2,795,280	2,823,233	2,851,465	2,879,980
TOTAL: OGDEN/ LAYTON URBANIZED AREA FORMULA - SECTION 5307		121,161,984	24,232,397	13,105,359	13,236,413	13,838,021	13,976,401	14,116,165	14,257,327	14,399,900
Grantee	Project Description	Estimated Total Project Cost	Local Share of Project	ESTIMATED 5307 Related LOCAL Funds Obligated in FY 2021	Estimated Planned LOCAL Amount and Phasing					
					(Fiscal Year)					
					2022	2023	2024	2025	2026	2027
SALT LAKE/WEST VALLEY URBANIZED AREA FORMULA - SECTION 5307 RELATED LOCALLY FUNDED										
UTA	LOCALLY FUNDED Security Equipment	2,628,932	2,628,932	345,975	349,435	379,047	382,838	386,666	390,533	394,438
OGDEN/LAYTON URBANIZED AREA FORMULA - SECTION 5307 RELATED LOCALLY FUNDED										
UTA	LOCALLY FUNDED Security Equipment	1,211,620	1,211,620	163,817	165,455	172,975	174,705	176,452	178,217	179,999

2022 – 2027 Transportation Improvement Program (TIP)

SALT LAKE/WEST VALLEY – OGDEN/ LAYTON TRANSPORTATION IMPROVEMENT PROGRAM

PUBLIC TRANSIT PROGRAM

Sponsor	Project Description	Fund Source (FTA Section)	Total Obligated and Planned Funding	Funds Obligated Through FY 2021	Estimated Funding and Phasing (Fiscal Year)					
					2022	2023	2024	2025	2026	2027
CAPITAL INVESTMENT PROGRAM - SECTION 5309 SMALL STARTS										
UTA	Ogden - WSU BRT - PIN 16934	5309 Small Starts	78,322,872	42,000,000	30,000,000	6,322,872				
	Ogden - WSU BRT - PIN 16934 Construction	CMAQ_PM2.5	3,250,000	3,250,000						
	Ogden - WSU BRT - PIN 16934 Construction	STP_URB-O/L	1,750,000	1,750,000						
	Ogden - WSU BRT - PIN 15906 Design	STP_URB-O/L	1,500,000	1,500,000						
	Ogden - WSU BRT - PIN 14846	CMAQ_PM2.5	1,000,000	1,000,000						
	Ogden - WSU BRT - PIN 18829 On-Route Charging Infrastructure	CMAQ_PM2.5	1,398,450		1,398,450					
	Ogden - WSU BRT - PIN 18855	UDOT TTIF	4,000,000		4,000,000					
	Ogden - WSU BRT Donated ROW	Donated ROW	4,570,000	4,570,000						
	Ogden - WSU BRT Other Local Match	UTA, Rocky Mt. Power, Weber Co. Ogden City	24,705,404	12,355,404	8,250,000	4,100,000				
	Ogden - WSU BRT Project Totals		120,496,726	66,425,404	43,648,450	10,422,872	-	-	-	-
	Mid-Valley BRT - Funding Yr TBD	5309 Small Starts	64,550,000						64,550,000	
	Mid-Valley BRT - PIN 17842	CMAQ_PM2.5	2,000,000				2,000,000			
	Mid-Valley BRT - PIN 17842	ST_TTIF	22,800,000		22,800,000					
	Mid-Valley BRT - Donated ROW	Donated ROW	4,650,000						4,650,000	
	Mid-Valley BRT - All Other Local	UT Legisl. Funds	11,000,000						11,000,000	
Mid-Valley BRT Project Totals		105,000,000	-	22,800,000	-	2,000,000	-	80,200,000	-	
TOTAL: SALT LAKE/WEST VALLEY and OGDEN/ LAYTON URBANIZED AREAS CAPITAL INVESTMENT PROGRAM - SECTION 5309 NEW STARTS			225,496,726	66,425,404	66,448,450	10,422,872	2,000,000	-	80,200,000	-

2022 – 2027 Transportation Improvement Program (TIP)

SALT LAKE/WEST VALLEY – OGDEN/ LAYTON - PROVO-OREM TRANSPORTATION IMPROVEMENT PROGRAM

PUBLIC TRANSIT PROGRAM

Sponsor	Project Description	Estimated Total Project Cost	Local Share of Project	ESTIMATED 5337 Funds Obligated in FY 2021	Estimated Federal Share and Phasing					
					2022	2023	2024	2025	2026	2027
FORMULA FUNDS - SECTION 5337 STATE OF GOOD REPAIR										
UTA	High Intensity Fixed Guideway & High Intensity Motor Bus - Preventive Maintenance and State of Good Repair projects listed in the UTA 5 Yr. Budg. https://www.rideuta.com/About-UTA-Reports-and-Documents	212,120,576	42,424,115	23,524,729	23,759,976	23,997,576	24,237,552	24,479,927	24,724,727	24,971,974
TOTAL: SALT LAKE/WEST VALLEY and OGDEN/ LAYTON and PROVO-OREM URBANIZED AREAS FORMULA FUNDS - SECTION 5337 STATE OF GOOD REPAIR		212,120,576	42,424,115	23,524,729	23,759,976	23,997,576	24,237,552	24,479,927	24,724,727	24,971,974

*Section 5337 State of Good Repair money is only recieved for fixed guideway systems that have been in operation at least 7 years, and can be used for improvements on the whole system. As fixed guideways become at least 7 years old, the National Transit Database (NTD) will show that increase in fixed guideway miles. The Federal allocation formula will use those new numbers to increase allocations as UTA's rail systems meet this requirement. There is a two year lag for eligible systems to receive funds; one year for it to be reported to NTD Data and one year for it to be used as part of the federal formula.

SALT LAKE/WEST VALLEY – OGDEN/ LAYTON – PROVO/OREM TRANSPORTATION IMPROVEMENT PROGRAM

PUBLIC TRANSIT PROGRAM

Sponsor	Project Description	Estimated Total Project Cost	Local Share of Project	5339 Funds Obligated in/prior FY 2021	Estimated Phasing					
					2022	2023	2024	2025	2026	2027
FORMULA FUNDING - SECTION 5339 (a) BUS & BUS FACILITIES FORMULA										
UTA	Bus Purchases, overhauls, and bus related stop and operator relief facilities improvements.	22,049,861	4,409,972				4,344,371	4,387,815	4,431,693	4,476,010
UTA	Depot District Technology Center	see Depot District: pin 13127	see Depot District: pin 13127	see Depot District: pin 13127	see Depot District: pin 13127					
TOTAL: SALT LAKE/WEST VALLEY URBANIZED AREA FORMULA - SECTION 5339 (b)		22,049,861	4,409,972	3,452,963	3,487,493	3,522,368	3,557,591	3,593,167	3,629,099	3,665,390
FORMULA FUNDING - SECTION 5339 (b) BUS & BUS FACILITIES DISCRETIONARY										
UTA	Bus Stop Improvement and Operator Facilities	4,000,000	779,750	3,220,250			-	-	-	-
TOTAL: SALT LAKE/WEST VALLEY URBANIZED AREA FORMULA - SECTION 5339 (b)		4,000,000	779,750	3,220,250	-	-	-	-	-	-

2022 – 2027 Transportation Improvement Program (TIP)

SALT LAKE/WEST VALLEY TRANSPORTATION IMPROVEMENT PROGRAM										
PUBLIC TRANSIT PROGRAM										
Grantee	Project Description	Estimated Total Project Cost	Local Share of Project	5310 Funds Obligated in FY 2021	Estimated Federal Share and Phasing					
					2022	2023	2024	2025	2026	2027
ENHANCED MOBILITY OF SENIORS AND INDIVIDUALS WITH DISABILITIES - SECTION 5310										
UTA	Salt Lake City / West Valley City ADMINISTRATION	542,199	-	75,164	75,916	76,675	77,442	78,216	78,998	79,788
UTA	Salt Lake City / West Valley City TRADITIONAL 5310 CAPITAL (Vehicles, Mobility Management, ITS)	4,066,492	813,298	450,985	455,494	460,049	464,650	469,296	473,989	478,729
UTA	Salt Lake City / West Valley City OTHER 5310 CAPITAL (Infrastructure etc.)	338,874	67,775	37,582	37,958	38,337	38,721	39,108	39,499	39,894
UTA	Salt Lake City / West Valley City 5310 OPERATIONS	2,710,994	1,355,497	187,910	189,789	191,687	193,604	195,540	197,496	199,471
WFRC TOTAL: SALT LAKE/WEST VALLEY URBANIZED AREA - SECTION 5310 ENHANCED MOBILITY OF SENIORS AND INDIVIDUALS WITH DISABILITIES		7,658,559	2,236,570	751,641	759,157	766,749	774,416	782,161	789,982	797,882
OGDEN/LAYTON TRANSPORTATION IMPROVEMENT PROGRAM										
PUBLIC TRANSIT PROGRAM										
Grantee	Project Description	Estimated Total Project Cost	Local Share of Project	5310 Funds Obligated in FY 2021	Estimated Federal Share and Phasing					
					2022	2023	2024	2025	2026	2027
ENHANCED MOBILITY OF SENIORS AND INDIVIDUALS WITH DISABILITIES - SECTION 5310										
UTA	Ogden / Layton ADMINISTRATION	306,896	-	42,545	42,970	43,400	43,834	44,272	44,715	45,162
UTA	Ogden / Layton TRADITIONAL 5310 CAPITAL (Vehicles, Mobility Management, ITS)	2,301,722	460,344	255,267	257,820	260,398	263,002	265,632	268,288	270,971
UTA	Ogden / Layton OTHER 5310 CAPITAL (Infrastructure etc.)	191,810	38,362	21,272	21,485	21,700	21,917	22,136	22,357	22,581
UTA	Ogden / Layton 5310 OPERATIONS	1,534,481	767,241	106,361	107,425	108,499	109,584	110,680	111,787	112,905
WFRC TOTAL: OGDEN/LAYTON URBANIZED AREA - SECTION 5310 ENHANCED MOBILITY OF SENIORS AND INDIVIDUALS WITH DISABILITIES		4,334,910	1,265,947	425,445	429,699	433,996	438,336	442,720	447,147	451,618

2022 – 2027 Transportation Improvement Program (TIP)

SALT LAKE/WEST VALLEY – OGDEN/ LAYTON TRANSPORTATION IMPROVEMENT PROGRAM

PUBLIC TRANSIT PROGRAM

Sponsor	Year Added to TIP	Project Description	Fund Source (FTA Sec)	Estimated Total Project Cost	Local Share of Project	2021	Estimated Federal Funding and Phasing (Fiscal Year)					
							2022	2023	2024	2025	2026	2027
DISCRETIONARY GRANTS												
UTA	2021	FY 2018 Safety Research and Demonstration Program - Suicide Prevention	FTA 5312	280,000	56,000	224,000						
UTA	2021	Public Transportation COVID–19 Research Demonstration Grant Program - E-Vouchers Phase 2	FTA 5312	538,200	30,000	508,200						
UTA	2021	FY 2016 Public Transportation Innovation Program - Polarized Infrared and Optical Imaging System for Transit Infrastructure Condition Assessment	FTA 5312	422,694	84,539	338,155						

SALT LAKE/WEST VALLEY – OGDEN/ LAYTON - TRANSPORTATION IMPROVEMENT PROGRAM

PUBLIC TRANSIT PROGRAM

Sponsor	Year Added to TIP	Project Description	Fund Source (FTA Section)	Estimated Total Project Cost	Local Share of Project	Funds Obligated in FY 2019	LOCAL Estimated Phasing					
							2021	2022	2023	2024	2025	2026
OTHER CAPITAL PROJECTS												
Please see the "Utah Transit Authority Five-Year Capital Plan" at:			https://www.rideuta.com/About-UTA/UTA-Reports-and-Documents									

2022 – 2027 Transportation Improvement Program (TIP)





DRAFT

DRAFT STIP

UDOT electronic Program Management Statewide Transportation Improvement Program



STIP 2022-2027

epm345_stip_report (Rev 1716)

Report Run on: Aug 30, 2021, 09:13 A.M.

TRANSIT:		2022	2023	2024	2025	CD	Total
Fund CMAQ_CACHE							
Program Description LOGAN URBANIZED AREA							
T- 008717	INTERMODAL TRANSIT PROJECT, DETERMINE LOCATIONS FOR BAKE & RIL	\$40,000	\$0	\$0	\$0	\$0	\$40,000
CACHE							
	Federal Aid	\$37,292	\$0	\$0	\$0	\$0	\$37,292
	Match	\$2,708	\$0	\$0	\$0	\$0	\$2,708
Fund CMAQ_PM2.5							
Program Description PROVO/OREM URBANIZED AREA							
T- 010619	UTA RIDESHARE, TRAVEL DEMAND MANAGEMENT - PM 2.5 FUNDS (MAG)	\$0	\$194,000	\$202,000	\$203,000	\$0	\$599,000
UTA MAG PROJECT							
	Federal Aid	\$0	\$180,866	\$188,325	\$189,257	\$0	\$558,448
	Match	\$0	\$13,134	\$13,675	\$13,743	\$0	\$40,552
Program Description TRANSIT - VAN ACQUISITION							
T- 004378	UTA; VAN POOL PROGRAM (MAG)	\$0	\$135,000	\$135,000	\$135,000	\$405,000	\$810,000
UTA MAG PROJECT							
	Federal Aid	\$0	\$125,861	\$125,861	\$125,861	\$377,582	\$755,163
	Match	\$0	\$9,140	\$9,140	\$9,140	\$27,419	\$54,837
Fund CMAQ_WFRC							
Program Description AIR QUALITY - FTA FUND TRANSFER							
T- 004961	VAN LEASE IN SALT LAKE*	\$0	\$296,257	\$296,257	\$296,257	\$670,171	\$1,558,942
UTA WFRC PROJECT							
	Federal Aid	\$0	\$276,200	\$276,200	\$276,200	\$624,800	\$1,453,402
	Match	\$0	\$20,057	\$20,057	\$20,057	\$45,371	\$105,540
T- 004965	AIR QUALITY - RIDESHARE - WFRC - SALT LAKE AREA*	\$341,879	\$341,879	\$341,879	\$341,879	\$691,878	\$2,059,394
UTA WFRC PROJECT							
	Federal Aid	\$318,734	\$318,734	\$318,734	\$318,734	\$645,038	\$1,919,973
	Match	\$23,145	\$23,145	\$23,145	\$23,145	\$46,840	\$139,421



DRAFT

DRAFT STIP

UDOT electronic Program Management

Statewide Transportation Improvement Program



STIP 2022-2027

epm345_stip_report (Rev 1716)

Report Run on: Aug 30, 2021, 09:13 A.M.

TRANSIT:

Fund FTASEC_5307

Program Description LOGAN URBANIZED AREA

		2022	2023	2024	2025	CD	Total
T- 004291 PREVENTATIVE MAINTENANCE - TRANSIT (CVTD) '		\$875,000	\$875,000	\$875,000	\$875,000	\$1,750,000	\$5,250,000
CACHE	Federal Aid	\$700,000	\$700,000	\$700,000	\$700,000	\$1,400,000	\$4,200,000
	Match	\$175,000	\$175,000	\$175,000	\$175,000	\$350,000	\$1,050,000
T- 004292 PURCHASE BUSES FOR EXPANSION OF SERVICE (CVTD) '		\$0	\$0	\$0	\$0	\$2,400,000	\$2,400,000
CACHE	Federal Aid	\$0	\$0	\$0	\$0	\$1,920,000	\$1,920,000
	Match	\$0	\$0	\$0	\$0	\$480,000	\$480,000
T- 013352 EXPANSION - ADDITIONAL TRANSFER STATIONS (CVTD) '		\$0	\$0	\$0	\$0	\$500,000	\$500,000
CACHE	Federal Aid	\$0	\$0	\$0	\$0	\$400,000	\$400,000
	Match	\$0	\$0	\$0	\$0	\$100,000	\$100,000

Program Description OGDEN/LAYTON URBANIZED AREA

T- 004279 ADA OPERATING ASSISTANCE FOR PARATRANSIT SERVICE ' UTA WFRC PROJECT		\$0	\$3,459,505	\$3,494,100	\$3,529,041	\$7,164,307	\$17,646,954
	Federal Aid	\$0	\$2,767,604	\$2,795,280	\$2,823,233	\$5,731,446	\$14,117,563
	Match	\$0	\$691,901	\$698,820	\$705,808	\$1,432,861	\$3,529,391
T- 005163 LOCALLY FUNDED SECURITY EQUIPMENT ' UTA WFRC PROJECT		\$206,819	\$216,219	\$218,381	\$220,565	\$447,770	\$1,309,754
	Federal Aid	\$165,455	\$172,975	\$174,705	\$176,452	\$358,216	\$1,047,803
	Match	\$41,364	\$43,244	\$43,676	\$44,113	\$89,554	\$261,951
T- 007023 PREVENTIVE MAINTENANCE OF BUSES, RAIL VEHICLES & FACILITIES ' UTA WFRC PROJECT		\$8,107,303	\$13,838,021	\$13,976,402	\$14,116,165	\$28,657,228	\$78,695,118
	Federal Aid	\$6,485,842	\$11,070,417	\$11,181,122	\$11,292,932	\$22,925,782	\$62,956,094
	Match	\$1,621,461	\$2,767,604	\$2,795,280	\$2,823,233	\$5,731,446	\$15,739,024

Program Description PROVO/OREM URBANIZED AREA

T- 004357 LOCALLY FUNDED SECURITY EQUIPMENT (MAG) ' UTA MAG PROJECT		\$139,839	\$147,888	\$149,368	\$150,861	\$306,261	\$894,216
	Federal Aid	\$111,871	\$118,310	\$119,494	\$120,689	\$245,009	\$715,373
	Match	\$27,968	\$29,578	\$29,874	\$30,172	\$61,252	\$178,843
T- 006236 PREVENTIVE MAINTENANCE OF BUSES, RAIL VEHICLES & FACILITIES (MA UTA MAG PROJECT		\$5,481,678	\$9,464,819	\$9,559,468	\$9,655,063	\$19,600,741	\$53,761,768
	Federal Aid	\$4,385,342	\$7,571,855	\$7,647,574	\$7,724,050	\$15,680,593	\$43,009,415
	Match	\$1,096,336	\$1,892,964	\$1,911,894	\$1,931,013	\$3,920,148	\$10,752,354
T- 007160 ADA OPERATING ASSISTANCE FOR PARATRANSIT SERVICE (MAG) ' UTA MAG PROJECT		\$0	\$2,366,205	\$2,389,867	\$2,413,765	\$4,900,186	\$12,070,023
	Federal Aid	\$0	\$1,892,964	\$1,911,894	\$1,931,012	\$3,920,149	\$9,656,019
	Match	\$0	\$473,241	\$477,973	\$482,753	\$980,037	\$2,414,005

Program Description SALT LAKE URBANIZED AREA

T- 004278 PREVENTIVE MAINTENANCE OF BUSES, RAIL VEHICLES & FACILITIES ' UTA WFRC PROJECT		\$17,122,325	\$30,323,785	\$30,627,023	\$30,933,293	\$62,797,679	\$171,804,104
	Federal Aid	\$13,697,860	\$24,259,028	\$24,501,618	\$24,746,634	\$50,238,143	\$137,443,283
	Match	\$3,424,465	\$6,064,757	\$6,125,405	\$6,186,659	\$12,559,536	\$34,360,821
T- 007255 LOCALLY FUNDED SECURITY EQUIPMENT ' UTA WFRC PROJECT		\$436,794	\$473,809	\$478,548	\$483,333	\$981,214	\$2,853,696
	Federal Aid	\$349,435	\$379,047	\$382,838	\$386,666	\$784,971	\$2,282,957
	Match	\$87,359	\$94,762	\$95,710	\$96,667	\$196,243	\$570,739
T- 008733 ADA OPERATING ASSISTANCE FOR PARATRANSIT SERVICE ' UTA WFRC PROJECT		\$0	\$7,580,946	\$7,656,756	\$7,733,320	\$15,699,419	\$38,670,441
	Federal Aid	\$0	\$6,064,757	\$6,125,405	\$6,186,656	\$12,559,535	\$30,936,353
	Match	\$0	\$1,516,189	\$1,531,351	\$1,546,664	\$3,139,884	\$7,734,088



DRAFT

DRAFT STIP

UDOT electronic Program Management Statewide Transportation Improvement Program



STIP 2022-2027

epm345_stip_report (Rev 1716)

Report Run on: Aug 30, 2021, 09:13 A.M.

TRANSIT:		2022	2023	2024	2025	CD	Total
Fund FTASEC_5307							
Program Description ST. GEORGE URBANIZED AREA							
T- 004343 ENHANCEMENT / PREVENTATIVE MAINTENANCE (DIXIE MPO) .							
DIXIE MPO PROJECTS							
	Federal Aid	\$181,800	\$183,618	\$185,454	\$187,309	\$189,182	\$927,363
	Match	\$145,440	\$146,894	\$148,363	\$149,847	\$151,346	\$741,890
		\$36,360	\$36,724	\$37,091	\$37,462	\$37,836	\$185,473
T- 007766 REPLACEMENT BUSES (DIXIE MPO) .							
DIXIE MPO PROJECTS							
	Federal Aid	\$900,000	\$0	\$909,000	\$0	\$918,090	\$2,727,090
	Match	\$720,000	\$0	\$727,200	\$0	\$734,472	\$2,181,672
		\$180,000	\$0	\$181,800	\$0	\$183,618	\$545,418
T- 014331 BUS STOP IMPROVEMENTS (DIXIE MPO) .							
DIXIE MPO PROJECTS							
	Federal Aid	\$61,000	\$61,610	\$62,226	\$62,848	\$63,477	\$311,161
	Match	\$48,800	\$49,288	\$49,781	\$50,278	\$50,782	\$248,929
		\$12,200	\$12,322	\$12,445	\$12,570	\$12,695	\$62,232
T- 015935 CHARGING STATION FOR NEW ELECTRIC BUSES (DIXIE MPO) .							
DIXIE MPO PROJECTS							
	Federal Aid	\$200,000	\$0	\$0	\$0	\$0	\$200,000
	Match	\$160,000	\$0	\$0	\$0	\$0	\$160,000
		\$40,000	\$0	\$0	\$0	\$0	\$40,000
Program Description TRANSIT - NEW SERVICE							
T- 006989 TRANSIT PLANNING; SHORT RANGE TRANSIT PLAN- (CVTD) .							
CACHE							
	Federal Aid	\$0	\$0	\$0	\$250,000	\$0	\$250,000
	Match	\$0	\$0	\$0	\$200,000	\$0	\$200,000
		\$0	\$0	\$0	\$50,000	\$0	\$50,000
T- 006990 EXPANSION BUSES - (DIXIE DMPO) .							
DIXIE MPO PROJECTS							
	Federal Aid	\$0	\$900,000	\$0	\$900,000	\$0	\$1,800,000
	Match	\$0	\$720,000	\$0	\$720,000	\$0	\$1,440,000
		\$0	\$180,000	\$0	\$180,000	\$0	\$360,000



DRAFT

DRAFT STIP

UDOT electronic Program Management

Statewide Transportation Improvement Program



STIP 2022-2027

epm345_stip_report (Rev 1716)

Report Run on: Aug 30, 2021, 09:13 A.M.

TRANSIT:		2022	2023	2024	2025	CD	Total
Fund FTASEC_5310							
Program Description OGDEN/LAYTON URBANIZED AREA							
T- 007028	O/L AREA - SPECIAL NEEDS FOR SENIORS & INDIVIDUALS WITH DISABILITIES						
	UTA WFRM PROJECT						
	Federal Aid	\$26,856	\$27,125	\$27,396	\$27,670	\$56,173	\$165,220
	Match	\$21,485	\$21,700	\$21,917	\$22,136	\$44,938	\$132,176
		\$5,371	\$5,425	\$5,479	\$5,534	\$11,235	\$33,044
T- 007898	O/L AREA - SPECIAL NEEDS FOR SENIORS & INDIVIDUALS WITH DISABILITIES						
	UTA WFRM PROJECT						
	Federal Aid	\$322,275	\$325,498	\$328,753	\$332,040	\$674,074	\$1,982,639
	Match	\$257,820	\$260,398	\$263,002	\$265,632	\$539,259	\$1,586,111
		\$64,455	\$65,100	\$65,751	\$66,408	\$134,815	\$396,528
Program Description PROVO/OREM URBANIZED AREA							
T- 004375	ENHANCED MOBILITY OF SENIORS & INDIVIDUALS WITH DISABILITIES - PROJECT						
	UTA MAG PROJECT						
	Federal Aid	\$218,723	\$220,910	\$223,119	\$225,350	\$457,481	\$1,345,582
	Match	\$174,978	\$176,728	\$178,495	\$180,280	\$365,985	\$1,076,466
		\$43,745	\$44,182	\$44,624	\$45,070	\$91,496	\$269,116
Program Description SALT LAKE URBANIZED AREA							
T- 006232	SL AREA - SPECIAL NEEDS FOR SENIORS & INDIVIDUALS WITH DISABILITIES						
	UTA WFRM PROJECT						
	Federal Aid	\$569,368	\$575,061	\$580,813	\$586,620	\$1,190,898	\$3,502,759
	Match	\$455,494	\$460,049	\$464,650	\$469,296	\$952,718	\$2,802,207
		\$113,874	\$115,012	\$116,163	\$117,324	\$238,180	\$700,552
Program Description SALT LAKE/OGDEN/LAYTON URBANIZED AREA							
T- 007027	SL AREA - SPECIAL NEEDS FOR SENIORS & INDIVIDUALS WITH DISABILITIES						
	UTA WFRM PROJECT						
	Federal Aid	\$47,448	\$47,921	\$48,401	\$48,885	\$99,241	\$291,896
	Match	\$37,958	\$38,337	\$38,721	\$39,108	\$79,393	\$233,517
		\$9,490	\$9,584	\$9,680	\$9,777	\$19,848	\$58,379
Program Description TRANSIT - UTAH COUNTY SERVICE AREA							
T- 006239	ENHANCED MOBILITY OF SENIORS & INDIVIDUALS WITH DISABILITIES - PROJECT						
	UTA MAG PROJECT						
	Federal Aid	\$18,226	\$18,409	\$18,594	\$18,779	\$38,124	\$112,131
	Match	\$14,581	\$14,727	\$14,875	\$15,023	\$30,499	\$89,705
		\$3,645	\$3,682	\$3,719	\$3,756	\$7,625	\$22,426
Fund FTASEC_5337							
Program Description SALT LAKE/OGDEN/LAYTON URBANIZED AREA							
T- 006176	UTA HIGH INTENSITY FIXED GUIDEWAY & MOTOR BUS STATE OF GOOD REPAIR						
	UTA WFRM PROJECT						
	Federal Aid	\$29,699,970	\$29,996,970	\$30,296,940	\$30,599,909	\$62,120,876	\$182,714,665
	Match	\$23,759,976	\$23,997,576	\$24,237,552	\$24,479,927	\$49,696,701	\$146,171,732
		\$5,939,994	\$5,999,394	\$6,059,388	\$6,119,982	\$12,424,175	\$36,542,933
Fund FTASEC_5339							
Program Description LOGAN URBANIZED AREA							
T- 004293	REPLACEMENT FIXED ROUTE BUSES - (CVTD) 'C' CACHE						
	Federal Aid	\$3,625,000	\$0	\$3,300,000	\$0	\$0	\$6,925,000
	Match	\$2,900,000	\$0	\$2,640,000	\$0	\$0	\$5,540,000
		\$725,000	\$0	\$660,000	\$0	\$0	\$1,385,000
T- 004297	FACILITY EXPANSION - (CVTD) 'C' CACHE						
	Federal Aid	\$12,500,000	\$17,500,000	\$0	\$0	\$0	\$30,000,000
	Match	\$10,000,000	\$14,000,000	\$0	\$0	\$0	\$24,000,000
		\$2,500,000	\$3,500,000	\$0	\$0	\$0	\$6,000,000



DRAFT

DRAFT STIP

UDOT electronic Program Management

Statewide Transportation Improvement Program



STIP 2022-2027

epm345_stip_report (Rev 1716)

Report Run on: Aug 30, 2021, 09:13 A.M.

TRANSIT:		2022	2023	2024	2025	CD	Total
Fund FTA_5307_50%							
Program Description LOGAN URBANIZED AREA							
T- 004290 OPERATING ASSISTANCE - (CVTD) ' CACHE		\$2,800,000	\$2,800,000	\$2,800,000	\$2,800,000	\$5,800,000	\$17,000,000
	Federal Aid	\$1,400,000	\$1,400,000	\$1,400,000	\$1,400,000	\$2,900,000	\$8,500,000
	Match	\$1,400,000	\$1,400,000	\$1,400,000	\$1,400,000	\$2,900,000	\$8,500,000
T- 004295 SECURITY CONTRACTS & EQUIPMENT- (CVTD) ' CACHE		\$50,000	\$50,000	\$50,000	\$50,000	\$100,000	\$300,000
	Federal Aid	\$25,000	\$25,000	\$25,000	\$25,000	\$50,000	\$150,000
	Match	\$25,000	\$25,000	\$25,000	\$25,000	\$50,000	\$150,000
Program Description ST. GEORGE URBANIZED AREA							
T- 004344 OPERATING ASSISTANCE (DIXIE MPO) . DIXIE MPO PROJECTS		\$1,212,000	\$1,300,000	\$1,313,000	\$1,400,000	\$1,414,000	\$6,639,000
	Federal Aid	\$606,000	\$650,000	\$656,500	\$700,000	\$707,000	\$3,319,500
	Match	\$606,000	\$650,000	\$656,500	\$700,000	\$707,000	\$3,319,500
Fund FTA_5310_100							
Program Description OGDEN/LAYTON URBANIZED AREA							
T- 010589 O/L AREA - SPECIAL NEEDS FOR SENIORS & INDIVIDUALS WITH DISABILITIES - UTA WFRC PROJECT		\$42,970	\$43,400	\$43,834	\$44,272	\$89,877	\$264,353
	Federal Aid	\$42,970	\$43,400	\$43,834	\$44,272	\$89,877	\$264,353
	Match	\$0	\$0	\$0	\$0	\$0	\$0
Program Description PROVO/OREM URBANIZED AREA							
T- 004372 ENHANCED MOBILITY OF SENIORS & INDIVIDUALS WITH DISABILITIES - PR UTA MAG PROJECT		\$29,163	\$29,455	\$29,749	\$30,047	\$60,998	\$179,412
	Federal Aid	\$29,163	\$29,455	\$29,749	\$30,047	\$60,998	\$179,412
	Match	\$0	\$0	\$0	\$0	\$0	\$0
Program Description SALT LAKE URBANIZED AREA							
T- 010588 SL AREA - SPECIAL NEEDS FOR SENIORS & INDIVIDUALS WITH DISABILITIES - UTA WFRC PROJECT		\$75,916	\$76,675	\$77,442	\$78,216	\$158,786	\$467,035
	Federal Aid	\$75,916	\$76,675	\$77,442	\$78,216	\$158,786	\$467,035
	Match	\$0	\$0	\$0	\$0	\$0	\$0



DRAFT

DRAFT STIP

UDOT electronic Program Management

Statewide Transportation Improvement Program



STIP 2022-2027

epm345_stip_report (Rev 1716)

Report Run on: Aug 30, 2021, 09:13 A.M.

TRANSIT:		2022	2023	2024	2025	CD	Total
Fund FTA_5310_50							
Program Description OGDEN/LAYTON URBANIZED AREA							
T- 013350 O/L AREA - SPECIAL NEEDS FOR SENIORS & INDIVIDUALS WITH DISABILITIES UTA WFRC PROJECT		\$214,850	\$216,998	\$219,168	\$221,360	\$449,384	\$1,321,760
	Federal Aid	\$107,425	\$108,499	\$109,584	\$110,680	\$224,692	\$660,880
	Match	\$107,425	\$108,499	\$109,584	\$110,680	\$224,692	\$660,880
Program Description PROVO/OREM URBANIZED AREA							
T- 004354 ENHANCED MOBILITY OF SENIORS & INDIVIDUALS WITH DISABILITIES - PROVO/OREM UTA MAG PROJECT		\$145,814	\$147,272	\$148,746	\$150,234	\$190,618	\$782,684
	Federal Aid	\$72,907	\$73,636	\$74,373	\$75,117	\$95,309	\$391,342
	Match	\$72,907	\$73,636	\$74,373	\$75,117	\$95,309	\$391,342
Program Description RURAL PUBLIC TRANSIT PROGRAM							
T- 010404 CACHE EMPLOYMENT TRAINING CNTR: OPERATING (SMALL URBAN) 'UTAH DEPT. OF TRANSPORTATION'		\$446,588	\$248,766	\$0	\$0	\$0	\$695,354
	Federal Aid	\$223,294	\$124,383	\$0	\$0	\$0	\$347,677
	Match	\$223,294	\$124,383	\$0	\$0	\$0	\$347,677
T- 011390 CACHE EMPLOYMENT TRAINING CNTR: OPERATING (RURAL) 'UTAH DEPT. OF TRANSPORTATION'		\$80,000	\$0	\$0	\$0	\$0	\$80,000
	Federal Aid	\$40,000	\$0	\$0	\$0	\$0	\$40,000
	Match	\$40,000	\$0	\$0	\$0	\$0	\$40,000
T- 011394 FOUR CORNERS - OPERATING 'UTAH DEPT. OF TRANSPORTATION'		\$10,000	\$0	\$0	\$0	\$0	\$10,000
	Federal Aid	\$5,000	\$0	\$0	\$0	\$0	\$5,000
	Match	\$5,000	\$0	\$0	\$0	\$0	\$5,000
T- 013335 UINTAH BASIN AOG: OPERATION - (RURAL) 'UTAH DEPT. OF TRANSPORTATION'		\$8,000	\$16,000	\$0	\$0	\$0	\$24,000
	Federal Aid	\$4,000	\$8,000	\$0	\$0	\$0	\$12,000
	Match	\$4,000	\$8,000	\$0	\$0	\$0	\$12,000
Program Description SALT LAKE URBANIZED AREA							
T- 008178 SL AREA - SPECIAL NEEDS FOR SENIORS & INDIVIDUALS WITH DISABILITIES UTA WFRC PROJECT		\$379,578	\$383,374	\$387,208	\$391,080	\$793,934	\$2,335,174
	Federal Aid	\$189,789	\$191,687	\$193,604	\$195,540	\$396,967	\$1,167,587
	Match	\$189,789	\$191,687	\$193,604	\$195,540	\$396,967	\$1,167,587
Program Description TRANSIT - SMALL URBAN							
T- 010403 RED ROCKS - OPERATING 'UTAH DEPT. OF TRANSPORTATION'		\$10,000	\$5,300	\$0	\$0	\$0	\$15,300
	Federal Aid	\$5,000	\$2,650	\$0	\$0	\$0	\$7,650
	Match	\$5,000	\$2,650	\$0	\$0	\$0	\$7,650
T- 016675 CACHE EMPLOYMENT AND TRAINING CENTER - OPERATING - 2019 UTAH DEPT. OF TRANSPORTATION		\$289,624	\$0	\$0	\$0	\$0	\$289,624
	Federal Aid	\$144,812	\$0	\$0	\$0	\$0	\$144,812
	Match	\$144,812	\$0	\$0	\$0	\$0	\$144,812
T- 016683 CACHE EMPLOYMENT AND TRAINING CENTER - OPERATING - 2020 UTAH DEPT. OF TRANSPORTATION		\$285,124	\$0	\$0	\$0	\$0	\$285,124
	Federal Aid	\$142,562	\$0	\$0	\$0	\$0	\$142,562
	Match	\$142,562	\$0	\$0	\$0	\$0	\$142,562



DRAFT
DRAFT STIP

UDOT electronic Program Management Statewide Transportation Improvement Program



STIP 2022-2027

epm345_stip_report (Rev 1716)

Report Run on: Aug 30, 2021, 09:13 A.M.

TRANSIT:

Fund FTA_5310_80

Program Description RURAL PUBLIC TRANSIT PROGRAM

		2022	2023	2024	2025	CD	Total
T- 010399	COMMON GROUND - CAPITAL VEHICLE '	\$0	\$70,000	\$0	\$0	\$0	\$70,000
UTAH DEPT. OF TRANSPORTATION							
	Federal Aid	\$0	\$56,000	\$0	\$0	\$0	\$56,000
	Match	\$0	\$14,000	\$0	\$0	\$0	\$14,000
T- 010452	CACHE EMPLOYMENT TRAINING CNTR: CAPITAL - VEHICLES '	\$75,000	\$70,000	\$0	\$0	\$0	\$145,000
UTAH DEPT. OF TRANSPORTATION							
	Federal Aid	\$60,000	\$56,000	\$0	\$0	\$0	\$116,000
	Match	\$15,000	\$14,000	\$0	\$0	\$0	\$29,000
T- 010603	SIX COUNTY AOG - CAPITAL - MOBILITY MANAGEMENT '	\$0	\$5,000	\$0	\$0	\$0	\$5,000
UTAH DEPT. OF TRANSPORTATION							
	Federal Aid	\$0	\$4,000	\$0	\$0	\$0	\$4,000
	Match	\$0	\$1,000	\$0	\$0	\$0	\$1,000
T- 011388	FIVE COUNTY AOG: MOBILITY MNGT (SMALL URBAN) .	\$43,924	\$37,146	\$0	\$0	\$0	\$81,070
UTAH DEPT. OF TRANSPORTATION							
	Federal Aid	\$35,139	\$29,717	\$0	\$0	\$0	\$64,856
	Match	\$8,785	\$7,429	\$0	\$0	\$0	\$16,214
T- 011391	FIVE COUNTY AOG; MOBILITY MNGT (RURAL) '	\$25,000	\$0	\$0	\$0	\$0	\$25,000
UTAH DEPT. OF TRANSPORTATION							
	Federal Aid	\$20,000	\$0	\$0	\$0	\$0	\$20,000
	Match	\$5,000	\$0	\$0	\$0	\$0	\$5,000
T- 011392	TOOELE COUNTY; CAPITAL - MOBILITY MANAGEMENT '	\$58,066	\$0	\$0	\$0	\$0	\$58,066
UTAH DEPT. OF TRANSPORTATION							
	Federal Aid	\$46,453	\$0	\$0	\$0	\$0	\$46,453
	Match	\$11,613	\$0	\$0	\$0	\$0	\$11,613
T- 011395	CARBON COUNTY SENIORS - CAPITAL- VEHICLES.	\$70,000	\$70,000	\$0	\$0	\$0	\$140,000
UTAH DEPT. OF TRANSPORTATION							
	Federal Aid	\$56,000	\$56,000	\$0	\$0	\$0	\$112,000
	Match	\$14,000	\$14,000	\$0	\$0	\$0	\$28,000
T- 011397	BEAR RIVER AOG; CAPITAL - MOBILITY MANAGEMENT '	\$0	\$50,000	\$0	\$0	\$0	\$50,000
UTAH DEPT. OF TRANSPORTATION							
	Federal Aid	\$0	\$40,000	\$0	\$0	\$0	\$40,000
	Match	\$0	\$10,000	\$0	\$0	\$0	\$10,000
T- 011400	EMERY COUNTY SENIOR CAPITAL - VEHICLES '	\$70,000	\$70,000	\$0	\$0	\$0	\$140,000
UTAH DEPT. OF TRANSPORTATION							
	Federal Aid	\$56,000	\$56,000	\$0	\$0	\$0	\$112,000
	Match	\$14,000	\$14,000	\$0	\$0	\$0	\$28,000
T- 011401	CACHE COUNTY SENIORS - CAPITAL VEHICLES '	\$150,000	\$0	\$0	\$0	\$0	\$150,000
UTAH DEPT. OF TRANSPORTATION							
	Federal Aid	\$120,000	\$0	\$0	\$0	\$0	\$120,000
	Match	\$30,000	\$0	\$0	\$0	\$0	\$30,000
T- 011402	WASHINGTON COUNTY SENIORS - VEHICLES (SM URBAN) '	\$139,162	\$0	\$0	\$0	\$0	\$139,162
UTAH DEPT. OF TRANSPORTATION							
	Federal Aid	\$111,330	\$0	\$0	\$0	\$0	\$111,330
	Match	\$27,832	\$0	\$0	\$0	\$0	\$27,832
T- 011404	UINTAH BASIN AOG; MOBILITY MANAGEMENT (RURAL) '	\$64,493	\$25,008	\$0	\$0	\$0	\$89,501
UTAH DEPT. OF TRANSPORTATION							
	Federal Aid	\$51,594	\$20,006	\$0	\$0	\$0	\$71,601
	Match	\$12,899	\$5,002	\$0	\$0	\$0	\$17,900



DRAFT
DRAFT STIP

UDOT electronic Program Management Statewide Transportation Improvement Program



STIP 2022-2027

epm345_stip_report (Rev 1716)

Report Run on: Aug 30, 2021, 09:13 A.M.

TRANSIT:		2022	2023	2024	2025	CD	Total
Fund FTA_5310_80							
Program Description RURAL PUBLIC TRANSIT PROGRAM							
T- 013337 RED ROCKS- CAPITAL - VEHICLES ' UTAH DEPT. OF TRANSPORTATION		\$0	\$75,000	\$0	\$0	\$0	\$75,000
	Federal Aid	\$0	\$60,000	\$0	\$0	\$0	\$60,000
	Match	\$0	\$15,000	\$0	\$0	\$0	\$15,000
T- 016670 BEAR RIVER AOG - CAPITAL MOBILITY MANAGEMENT - 2019 UTAH DEPT. OF TRANSPORTATION		\$33,800	\$0	\$0	\$0	\$0	\$33,800
	Federal Aid	\$27,040	\$0	\$0	\$0	\$0	\$27,040
	Match	\$6,760	\$0	\$0	\$0	\$0	\$6,760
T- 016671 FIVE COUNTY AOG - CAPITAL MOBILITY MANAGEMENT 2019 UTAH DEPT. OF TRANSPORTATION		\$19,398	\$0	\$0	\$0	\$0	\$19,398
	Federal Aid	\$15,518	\$0	\$0	\$0	\$0	\$15,518
	Match	\$3,880	\$0	\$0	\$0	\$0	\$3,880
T- 016672 TOOELE COUNTY - CAPITAL MOBILITY MANAGEMENT - 2019 UTAH DEPT. OF TRANSPORTATION		\$205,330	\$0	\$0	\$0	\$0	\$205,330
	Federal Aid	\$164,264	\$0	\$0	\$0	\$0	\$164,264
	Match	\$41,066	\$0	\$0	\$0	\$0	\$41,066
T- 016673 SIX COUNTY AOG - CAPITAL MOBILITY MANAGEMENT - 2019 UTAH DEPT. OF TRANSPORTATION		\$22,372	\$0	\$0	\$0	\$0	\$22,372
	Federal Aid	\$17,898	\$0	\$0	\$0	\$0	\$17,898
	Match	\$4,474	\$0	\$0	\$0	\$0	\$4,474
T- 016674 FOUR CORNERS - CAPITAL BUS - 2019 UTAH DEPT. OF TRANSPORTATION		\$25,000	\$0	\$0	\$0	\$0	\$25,000
	Federal Aid	\$20,000	\$0	\$0	\$0	\$0	\$20,000
	Match	\$5,000	\$0	\$0	\$0	\$0	\$5,000
T- 016676 BEAR RIVER AOG - CAPITAL MOBILITY MANAGEMENT - 2020 UTAH DEPT. OF TRANSPORTATION		\$62,500	\$0	\$0	\$0	\$0	\$62,500
	Federal Aid	\$50,000	\$0	\$0	\$0	\$0	\$50,000
	Match	\$12,500	\$0	\$0	\$0	\$0	\$12,500
T- 016679 BEAVER COUNTY SENIORS - CAPITAL BUS - 2020 UTAH DEPT. OF TRANSPORTATION		\$75,000	\$0	\$0	\$0	\$0	\$75,000
	Federal Aid	\$60,000	\$0	\$0	\$0	\$0	\$60,000
	Match	\$15,000	\$0	\$0	\$0	\$0	\$15,000
T- 016680 TOOELE COUNTY - CAPITAL MOBILITY MANAGEMENT - 2020 UTAH DEPT. OF TRANSPORTATION		\$95,380	\$0	\$0	\$0	\$0	\$95,380
	Federal Aid	\$76,304	\$0	\$0	\$0	\$0	\$76,304
	Match	\$19,076	\$0	\$0	\$0	\$0	\$19,076
T- 016681 SIX COUNTY AOG - CAPITAL MOBILITY MANAGEMENT - 2020 UTAH DEPT. OF TRANSPORTATION		\$18,750	\$0	\$0	\$0	\$0	\$18,750
	Federal Aid	\$15,000	\$0	\$0	\$0	\$0	\$15,000
	Match	\$3,750	\$0	\$0	\$0	\$0	\$3,750
T- 016682 UINTAH BASIN AOG - CAPITAL MOBILITY MANAGEMENT - 2020 UTAH DEPT. OF TRANSPORTATION		\$63,148	\$0	\$0	\$0	\$0	\$63,148
	Federal Aid	\$50,518	\$0	\$0	\$0	\$0	\$50,518
	Match	\$12,630	\$0	\$0	\$0	\$0	\$12,630
Program Description RURAL TRANSPORTATION ASSISTANCE PROGRAM							
T- 015082 TURN COMMUNITY SERVICES CAPITAL - VEHICLES ' UTAH DEPT. OF TRANSPORTATION		\$130,000	\$0	\$0	\$0	\$0	\$130,000
	Federal Aid	\$104,000	\$0	\$0	\$0	\$0	\$104,000
	Match	\$26,000	\$0	\$0	\$0	\$0	\$26,000

Program Description TRANSIT - RURAL



DRAFT
DRAFT STIP

UDOT electronic Program Management Statewide Transportation Improvement Program



STIP 2022-2027

epm345_stip_report (Rev 1716)

Report Run on: Aug 30, 2021, 09:13 A.M.

		2022	2023	2024	2025	CD	Total
TRANSIT:							
Fund FTA_5310_80							
Program Description TRANSIT - RURAL							
T- 010397	FOUR CORNERS: CAPITAL VEHICLES '	\$70,000	\$0	\$0	\$0	\$0	\$70,000
UTAH DEPT. OF TRANSPORTATION		Federal Aid	\$56,000	\$0	\$0	\$0	\$56,000
		Match	\$14,000	\$0	\$0	\$0	\$14,000
T- 010402	UINTAH SERVICE DISTRICT - CAPITAL VEHICLE (RURAL) '	\$0	\$70,000	\$0	\$0	\$0	\$70,000
UTAH DEPT. OF TRANSPORTATION		Federal Aid	\$0	\$56,000	\$0	\$0	\$56,000
		Match	\$0	\$14,000	\$0	\$0	\$14,000
T- 010600	UINTAH BASIN AOG - CAPITAL- VEHICLE '	\$70,000	\$75,000	\$0	\$0	\$0	\$145,000
UTAH DEPT. OF TRANSPORTATION		Federal Aid	\$56,000	\$60,000	\$0	\$0	\$116,000
		Match	\$14,000	\$15,000	\$0	\$0	\$29,000
Program Description TRANSIT - SMALL URBAN							
T- 016667	BEAR RIVER AOG - CAPITAL MOBILITY MANAGEMENT - 2019	\$41,413	\$0	\$0	\$0	\$0	\$41,413
UTAH DEPT. OF TRANSPORTATION		Federal Aid	\$33,130	\$0	\$0	\$0	\$33,130
		Match	\$8,283	\$0	\$0	\$0	\$8,283
T- 016668	FIVE COUNTY AOG - CAPITAL MOBILITY MANAGEMENT - 2019	\$79,830	\$0	\$0	\$0	\$0	\$79,830
UTAH DEPT. OF TRANSPORTATION		Federal Aid	\$63,864	\$0	\$0	\$0	\$63,864
		Match	\$15,966	\$0	\$0	\$0	\$15,966
T- 016669	CACHE EMPLOYMENT AND TRAINING CENTER - CAPITAL BUS - 2019	\$100,000	\$0	\$0	\$0	\$0	\$100,000
UTAH DEPT. OF TRANSPORTATION		Federal Aid	\$80,000	\$0	\$0	\$0	\$80,000
		Match	\$20,000	\$0	\$0	\$0	\$20,000
T- 016677	FIVE COUNTY AOG - CAPITAL MOBILITY MANAGEMENT - 2020	\$50,000	\$0	\$0	\$0	\$0	\$50,000
UTAH DEPT. OF TRANSPORTATION		Federal Aid	\$40,000	\$0	\$0	\$0	\$40,000
		Match	\$10,000	\$0	\$0	\$0	\$10,000
T- 016678	CACHE EMPLOYMENT AND TRAINING CENTER - OPERATING CAPITAL BUS	\$122,318	\$0	\$0	\$0	\$0	\$122,318
UTAH DEPT. OF TRANSPORTATION		Federal Aid	\$97,854	\$0	\$0	\$0	\$97,854
		Match	\$24,464	\$0	\$0	\$0	\$24,464
Fund FTA_5311_100							
Program Description RURAL PUBLIC TRANSIT PROGRAM							
T- 016666	UDOT ADMIN - RTAP - 2019	\$114,863	\$0	\$0	\$0	\$0	\$114,863
UTAH DEPT. OF TRANSPORTATION		Federal Aid	\$114,863	\$0	\$0	\$0	\$114,863
		Match	\$0	\$0	\$0	\$0	\$0
Program Description TRANSIT - RURAL							
T- 010602	UDOT ADMIN - RTAP '	\$348,747	\$116,249	\$31,805	\$0	\$0	\$496,801
UTAH DEPT. OF TRANSPORTATION		Federal Aid	\$348,747	\$116,249	\$31,805	\$0	\$496,801
		Match	\$0	\$0	\$0	\$0	\$0



DRAFT
DRAFT STIP

UDOT electronic Program Management Statewide Transportation Improvement Program



STIP 2022-2027

epm345_stip_report (Rev 1716)

Report Run on: Aug 30, 2021, 09:13 A.M.

TRANSIT:		2022	2023	2024	2025	CD	Total
Fund FTA_5311_50%							
Program Description RURAL PUBLIC TRANSIT PROGRAM							
T- 010413 INTERCITY BUS - OPERATING ' UTAH DEPT. OF TRANSPORTATION		\$3,374,569	\$1,092,299	\$0	\$0	\$0	\$4,466,868
	Federal Aid	\$1,687,285	\$546,150	\$0	\$0	\$0	\$2,233,434
	Match	\$1,687,285	\$546,150	\$0	\$0	\$0	\$2,233,434
T- 010428 PARK CITY TRANSIT: OPERATING ' UTAH DEPT. OF TRANSPORTATION		\$14,237,460	\$5,222,954	\$0	\$0	\$0	\$19,460,414
	Federal Aid	\$7,118,730	\$2,611,477	\$0	\$0	\$0	\$9,730,207
	Match	\$7,118,730	\$2,611,477	\$0	\$0	\$0	\$9,730,207
T- 010440 UINTAH BASIN AOG: OPERATING ' UTAH DEPT. OF TRANSPORTATION		\$1,298,844	\$724,500	\$0	\$0	\$0	\$2,023,344
	Federal Aid	\$649,422	\$362,250	\$0	\$0	\$0	\$1,011,672
	Match	\$649,422	\$362,250	\$0	\$0	\$0	\$1,011,672
T- 010593 CACHE VALLEY TRANSIT DISTRICT - OPERATING ' UTAH DEPT. OF TRANSPORTATION		\$1,710,590	\$351,000	\$0	\$0	\$0	\$2,061,590
	Federal Aid	\$855,295	\$175,500	\$0	\$0	\$0	\$1,030,795
	Match	\$855,295	\$175,500	\$0	\$0	\$0	\$1,030,795
T- 013332 CEDAR CITY CORPORATION - OPERATING ' UTAH DEPT. OF TRANSPORTATION		\$382,000	\$65,500	\$0	\$0	\$0	\$447,500
	Federal Aid	\$191,000	\$32,750	\$0	\$0	\$0	\$223,750
	Match	\$191,000	\$32,750	\$0	\$0	\$0	\$223,750
T- 016655 INTERCITY BUS - OPERATING - 2019 UTAH DEPT. OF TRANSPORTATION		\$2,174,168	\$0	\$0	\$0	\$0	\$2,174,168
	Federal Aid	\$1,087,084	\$0	\$0	\$0	\$0	\$1,087,084
	Match	\$1,087,084	\$0	\$0	\$0	\$0	\$1,087,084
T- 016656 CACHE VALLEY TRANSIT DISTRICT - OPERATING - 2019 UTAH DEPT. OF TRANSPORTATION		\$392,590	\$0	\$0	\$0	\$0	\$392,590
	Federal Aid	\$196,295	\$0	\$0	\$0	\$0	\$196,295
	Match	\$196,295	\$0	\$0	\$0	\$0	\$196,295
T- 016657 PARK CITY TRANSIT - OPERATING -2019 UTAH DEPT. OF TRANSPORTATION		\$6,173,018	\$0	\$0	\$0	\$0	\$6,173,018
	Federal Aid	\$3,086,509	\$0	\$0	\$0	\$0	\$3,086,509
	Match	\$3,086,509	\$0	\$0	\$0	\$0	\$3,086,509
T- 016658 UINTAH BASIN AOG - OPERATING 2019 UTAH DEPT. OF TRANSPORTATION		\$765,804	\$0	\$0	\$0	\$0	\$765,804
	Federal Aid	\$382,902	\$0	\$0	\$0	\$0	\$382,902
	Match	\$382,902	\$0	\$0	\$0	\$0	\$382,902



DRAFT
DRAFT STIP

UDOT electronic Program Management Statewide Transportation Improvement Program



STIP 2022-2027

epm345_stip_report (Rev 1716)

Report Run on: Aug 30, 2021, 09:13 A.M.

TRANSIT:

Fund FTA_5311_80

Program Description RURAL PUBLIC TRANSIT PROGRAM

		2022	2023	2024	2025	CD	Total
T- 010408 CEDAR CITY CORPORATION: BUS (RURAL) '		\$80,000	\$181,250	\$0	\$0	\$0	\$261,250
UTAH DEPT. OF TRANSPORTATION	Federal Aid	\$64,000	\$145,000	\$0	\$0	\$0	\$209,000
	Match	\$16,000	\$36,250	\$0	\$0	\$0	\$52,250
T- 010409 PARK CITY TRANSIT: CONSTRUCTION '		\$2,451,166	\$0	\$0	\$0	\$0	\$2,451,166
UTAH DEPT. OF TRANSPORTATION	Federal Aid	\$1,960,933	\$0	\$0	\$0	\$0	\$1,960,933
	Match	\$490,233	\$0	\$0	\$0	\$0	\$490,233
T- 010427 UINTAH BASIN AOG: PROJECT ADMINISTRATION '		\$541,935	\$261,000	\$0	\$0	\$0	\$802,935
UTAH DEPT. OF TRANSPORTATION	Federal Aid	\$433,548	\$208,800	\$0	\$0	\$0	\$642,348
	Match	\$108,387	\$52,200	\$0	\$0	\$0	\$160,587
T- 010594 CACHE VALLEY TRANSIT; ADMINISTRATION '		\$748,869	\$136,000	\$0	\$0	\$0	\$884,869
UTAH DEPT. OF TRANSPORTATION	Federal Aid	\$599,095	\$108,800	\$0	\$0	\$0	\$707,895
	Match	\$149,774	\$27,200	\$0	\$0	\$0	\$176,974
T- 010596 CEDAR CITY CORPORATION - CAPITAL - SIGNS		\$10,800	\$0	\$0	\$0	\$0	\$10,800
UTAH DEPT. OF TRANSPORTATION	Federal Aid	\$8,640	\$0	\$0	\$0	\$0	\$8,640
	Match	\$2,160	\$0	\$0	\$0	\$0	\$2,160
T- 010597 PARK CITY TRANSIT - PROJECT ADMIN '		\$306,820	\$1,900,000	\$0	\$0	\$0	\$2,206,820
UTAH DEPT. OF TRANSPORTATION	Federal Aid	\$245,456	\$1,520,000	\$0	\$0	\$0	\$1,765,456
	Match	\$61,364	\$380,000	\$0	\$0	\$0	\$441,364
T- 010598 PARK CITY TRANSIT -CAPITAL - BUSES/EQUIPMENT '		\$2,725,054	\$0	\$0	\$0	\$0	\$2,725,054
UTAH DEPT. OF TRANSPORTATION	Federal Aid	\$2,180,043	\$0	\$0	\$0	\$0	\$2,180,043
	Match	\$545,011	\$0	\$0	\$0	\$0	\$545,011
T- 011396 SOUTHEASTERN UTAH ALG '		\$17,500	\$0	\$0	\$0	\$0	\$17,500
UTAH DEPT. OF TRANSPORTATION	Federal Aid	\$14,000	\$0	\$0	\$0	\$0	\$14,000
	Match	\$3,500	\$0	\$0	\$0	\$0	\$3,500
T- 011403 UINTAH BASIN AOG; CAPITAL - BUS SHELTERS '		\$39,000	\$0	\$0	\$0	\$0	\$39,000
UTAH DEPT. OF TRANSPORTATION	Federal Aid	\$31,200	\$0	\$0	\$0	\$0	\$31,200
	Match	\$7,800	\$0	\$0	\$0	\$0	\$7,800
T- 013331 CEDAR CITY CORPORATION - PROJECT ADMINISTRATION '		\$135,200	\$0	\$0	\$0	\$0	\$135,200
UTAH DEPT. OF TRANSPORTATION	Federal Aid	\$108,160	\$0	\$0	\$0	\$0	\$108,160
	Match	\$27,040	\$0	\$0	\$0	\$0	\$27,040
T- 013333 FIVE COUNTY AOG; CAPITAL - MOBILITY MANAGEMENT '		\$58,500	\$65,000	\$0	\$0	\$0	\$123,500
UTAH DEPT. OF TRANSPORTATION	Federal Aid	\$46,800	\$52,000	\$0	\$0	\$0	\$98,800
	Match	\$11,700	\$13,000	\$0	\$0	\$0	\$24,700
T- 013334 TOOELE COUNTY - CAPITAL - MOBILIBY MANAGEMENT '		\$141,567	\$0	\$0	\$0	\$0	\$141,567
UTAH DEPT. OF TRANSPORTATION	Federal Aid	\$113,254	\$0	\$0	\$0	\$0	\$113,254
	Match	\$28,313	\$0	\$0	\$0	\$0	\$28,313



DRAFT

DRAFT STIP

UDOT electronic Program Management Statewide Transportation Improvement Program



STIP 2022-2027

epm345_stip_report (Rev 1716)

Report Run on: Aug 30, 2021, 09:13 A.M.

TRANSIT:

Fund FTA_5311_80

Program Description RURAL PUBLIC TRANSIT PROGRAM

		2022	2023	2024	2025	CD	Total
T- 015081 UINTAH BASIN AOG- CAPITAL - MOBILITY MANAGEMENT '		\$45,000	\$0	\$0	\$0	\$0	\$45,000
UTAH DEPT. OF TRANSPORTATION	Federal Aid	\$36,000	\$0	\$0	\$0	\$0	\$36,000
	Match	\$9,000	\$0	\$0	\$0	\$0	\$9,000
T- 016659 CACHE VALLEY TRANSIT - PROJECT ADMIN - 2019		\$256,869	\$0	\$0	\$0	\$0	\$256,869
UTAH DEPT. OF TRANSPORTATION	Federal Aid	\$205,495	\$0	\$0	\$0	\$0	\$205,495
	Match	\$51,374	\$0	\$0	\$0	\$0	\$51,374
T- 016660 CEDAR CITY CORPORATION - CAPITAL - BUS(ES) - 2019		\$70,000	\$0	\$0	\$0	\$0	\$70,000
UTAH DEPT. OF TRANSPORTATION	Federal Aid	\$56,000	\$0	\$0	\$0	\$0	\$56,000
	Match	\$14,000	\$0	\$0	\$0	\$0	\$14,000
T- 016661 PARK CITY TRANSIT - CAPITAL - CONSTRUCTION - 2019		\$1,601,315	\$0	\$0	\$0	\$0	\$1,601,315
UTAH DEPT. OF TRANSPORTATION	Federal Aid	\$1,281,052	\$0	\$0	\$0	\$0	\$1,281,052
	Match	\$320,263	\$0	\$0	\$0	\$0	\$320,263
T- 016662 PARK CITY TRANSIT - PROJECT ADMIN - 2019		\$383,275	\$0	\$0	\$0	\$0	\$383,275
UTAH DEPT. OF TRANSPORTATION	Federal Aid	\$306,620	\$0	\$0	\$0	\$0	\$306,620
	Match	\$76,655	\$0	\$0	\$0	\$0	\$76,655
T- 016663 UINTAH BASIN AOG - PROJECT ADMIN -2019		\$319,085	\$0	\$0	\$0	\$0	\$319,085
UTAH DEPT. OF TRANSPORTATION	Federal Aid	\$255,268	\$0	\$0	\$0	\$0	\$255,268
	Match	\$63,817	\$0	\$0	\$0	\$0	\$63,817
T- 016664 UINTAH BASIN AOG - CAPITAL - BUS(ES) - 2019		\$406,250	\$0	\$0	\$0	\$0	\$406,250
UTAH DEPT. OF TRANSPORTATION	Federal Aid	\$325,000	\$0	\$0	\$0	\$0	\$325,000
	Match	\$81,250	\$0	\$0	\$0	\$0	\$81,250
T- 016665 TOOELE COUNTY - CAPITAL - MOBILITY MANAGEMENT - 2019		\$81,250	\$0	\$0	\$0	\$0	\$81,250
UTAH DEPT. OF TRANSPORTATION	Federal Aid	\$65,000	\$0	\$0	\$0	\$0	\$65,000
	Match	\$16,250	\$0	\$0	\$0	\$0	\$16,250

Program Description RURAL TRANSPORTATION ASSISTANCE PROGRAM

T- 010429 UTE TRIBE - CAPITAL - VEHICLES '		\$150,000	\$400,000	\$0	\$0	\$0	\$550,000
UTAH DEPT. OF TRANSPORTATION	Federal Aid	\$120,000	\$320,000	\$0	\$0	\$0	\$440,000
	Match	\$30,000	\$80,000	\$0	\$0	\$0	\$110,000

Fund FTA_5312_77.

Program Description TRANSIT - NEW SERVICE

T- 010411 POLARIZED INFRARED & OPTICAL IMAGING SYSTEM FOR TRANSIT INFRAS'		\$436,442	\$0	\$0	\$0	\$0	\$436,442
UTA WFRC PROJECT	Federal Aid	\$338,155	\$0	\$0	\$0	\$0	\$338,155
	Match	\$98,287	\$0	\$0	\$0	\$0	\$98,287



DRAFT
DRAFT STIP

UDOT electronic Program Management Statewide Transportation Improvement Program



STIP 2022-2027

epm345_stip_report (Rev 1716)

Report Run on: Aug 30, 2021, 09:13 A.M.

TRANSIT:		2022	2023	2024	2025	CD	Total
Fund FTA_5312_85%							
Program Description SALT LAKE URBANIZED AREA							
T- 015252	FY 2018 SAFETY RESEARCH & DEMONSTRATION PROGRAM - SUICIDE PRI	\$263,529	\$0	\$0	\$0	\$0	\$263,529
UTA WFRC PROJECT		Federal Aid	\$224,000	\$0	\$0	\$0	\$224,000
		Match	\$39,529	\$0	\$0	\$0	\$39,529
Program Description SALT LAKE/OGDEN/LAYTON URBANIZED AREA							
T- 016787	PUBLIC TRANSPORTATION COVID-19 RESEARCH DEMO GRANT PROGRAM	\$597,882	\$0	\$0	\$0	\$0	\$597,882
UTA WFRC PROJECT		Federal Aid	\$508,200	\$0	\$0	\$0	\$508,200
		Match	\$89,682	\$0	\$0	\$0	\$89,682
Fund FTA_5338							
Program Description TRANSIT - UTAH COUNTY SERVICE AREA							
T- 004376	FY 2019 PILOT PROGRAM FOR TOD PLANNING/SOUTH UTAH COUNTY FRON	\$312,500	\$0	\$0	\$0	\$0	\$312,500
UTA MAG PROJECT		Federal Aid	\$250,000	\$0	\$0	\$0	\$250,000
		Match	\$62,500	\$0	\$0	\$0	\$62,500
T- 011418	FY 2019 PILOT PROGRAM FOR TOD PLANNING /PT. OF MOUNTAIN - HIGHLA	\$343,750	\$0	\$0	\$0	\$0	\$343,750
UTA MAG PROJECT		Federal Aid	\$275,000	\$0	\$0	\$0	\$275,000
		Match	\$68,750	\$0	\$0	\$0	\$68,750



DRAFT

DRAFT STIP

UDOT electronic Program Management Statewide Transportation Improvement Program



STIP 2022-2027

epm345_stip_report (Rev 1716)

Report Run on: Aug 30, 2021, 09:13 A.M.

TRANSIT:		2022	2023	2024	2025	CD	Total
Fund FTA_5339_80							
Program Description RURAL PUBLIC TRANSIT PROGRAM							
T- 004300 PARK CITY - CAPITAL - BUSES/EQUIPMENT ' UTAH DEPT. OF TRANSPORTATION		\$4,697,440	\$2,000,000	\$0	\$0	\$0	\$6,697,440
	Federal Aid	\$3,757,952	\$1,600,000	\$0	\$0	\$0	\$5,357,952
	Match	\$939,488	\$400,000	\$0	\$0	\$0	\$1,339,488
T- 006455 UINTAH BASIN AOG - CAPITAL -BUSES ' UTAH DEPT. OF TRANSPORTATION		\$0	\$500,000	\$0	\$0	\$0	\$500,000
	Federal Aid	\$0	\$400,000	\$0	\$0	\$0	\$400,000
	Match	\$0	\$100,000	\$0	\$0	\$0	\$100,000
T- 010406 CACHE VALLEY TRANSIT: CAPITAL - BUSES (SMALL URBAN) ' UTAH DEPT. OF TRANSPORTATION		\$911,794	\$540,289	\$0	\$0	\$0	\$1,452,083
	Federal Aid	\$729,435	\$432,231	\$0	\$0	\$0	\$1,161,666
	Match	\$182,359	\$108,058	\$0	\$0	\$0	\$290,417
T- 016649 PARK CITY TRANSIT - CAPITAL BUSES - 2019 UTAH DEPT. OF TRANSPORTATION		\$2,807,910	\$0	\$0	\$0	\$0	\$2,807,910
	Federal Aid	\$2,246,328	\$0	\$0	\$0	\$0	\$2,246,328
	Match	\$561,582	\$0	\$0	\$0	\$0	\$561,582
T- 016650 CACHE VALLEY TRANSIT - CAPITAL BUSES - 2019 UTAH DEPT. OF TRANSPORTATION		\$1,567,090	\$0	\$0	\$0	\$0	\$1,567,090
	Federal Aid	\$1,253,672	\$0	\$0	\$0	\$0	\$1,253,672
	Match	\$313,418	\$0	\$0	\$0	\$0	\$313,418
Program Description TRANSIT - RURAL							
T- 016652 PARK CITY - CAPITAL - BUSES/EQUIPMENT - 2020 UTAH DEPT. OF TRANSPORTATION		\$430,000	\$0	\$0	\$0	\$0	\$430,000
	Federal Aid	\$344,000	\$0	\$0	\$0	\$0	\$344,000
	Match	\$86,000	\$0	\$0	\$0	\$0	\$86,000
T- 016653 CACHE VALLEY TRANSIT - CAPITAL BUSES -2020 UTAH DEPT. OF TRANSPORTATION		\$2,187,500	\$0	\$0	\$0	\$0	\$2,187,500
	Federal Aid	\$1,750,000	\$0	\$0	\$0	\$0	\$1,750,000
	Match	\$437,500	\$0	\$0	\$0	\$0	\$437,500
Program Description TRANSIT - SMALL URBAN							
T- 012444 CACHE VALLEY TRANSIT - CAPITAL - BUSES (STATEWIDE) ' UTAH DEPT. OF TRANSPORTATION		\$1,865,000	\$1,865,060	\$0	\$0	\$0	\$3,730,060
	Federal Aid	\$1,492,000	\$1,492,048	\$0	\$0	\$0	\$2,984,048
	Match	\$373,000	\$373,012	\$0	\$0	\$0	\$746,012
T- 016651 CACHE VALLEY TRANSIT - CAPITAL BUSES - 2019 UTAH DEPT. OF TRANSPORTATION		\$470,896	\$0	\$0	\$0	\$0	\$470,896
	Federal Aid	\$376,717	\$0	\$0	\$0	\$0	\$376,717
	Match	\$94,179	\$0	\$0	\$0	\$0	\$94,179
T- 016654 CACHE VALLEY TRANSIT - CAPITAL BUSES - 2020 UTAH DEPT. OF TRANSPORTATION		\$490,104	\$0	\$0	\$0	\$0	\$490,104
	Federal Aid	\$392,083	\$0	\$0	\$0	\$0	\$392,083
	Match	\$98,021	\$0	\$0	\$0	\$0	\$98,021
Fund FTA_5339_80A							
Program Description SALT LAKE/OGDEN/LAYTON URBANIZED AREA							
T- 007030 BUS PURCHASES, OVERHAULS & BUS RELATED STOP & OPERATOR RELIEF UTA WFRC PROJECT		\$0	\$0	\$5,430,464	\$5,484,769	\$11,134,628	\$22,049,861
	Federal Aid	\$0	\$0	\$4,344,371	\$4,387,815	\$8,907,702	\$17,639,889
	Match	\$0	\$0	\$1,086,093	\$1,096,954	\$2,226,926	\$4,409,972



DRAFT
DRAFT STIP

UDOT electronic Program Management Statewide Transportation Improvement Program



STIP 2022-2027

epm345_stip_report (Rev 1716)

Report Run on: Aug 30, 2021, 09:13 A.M.

TRANSIT:		2022	2023	2024	2025	CD	Total
Fund FTA_5339_80B							
Program Description SALT LAKE/OGDEN/LAYTON URBANIZED AREA							
T- 012630	BUS STOP IMPROVEMENT & OPERATOR FACILITIES*	\$0	\$0	\$0	\$0	\$0	\$0
UTA WFRM PROJECT							
	Federal Aid	\$0	\$0	\$0	\$0	\$0	\$0
	Match	\$0	\$0	\$0	\$0	\$0	\$0
Fund FTA_5339_80C							
Program Description TRANSIT - STATEWIDE							
T- 016648	PARK CITY - CAPITAL - BUSES/EQUIPMENT - 2018	\$2,862,500	\$0	\$0	\$0	\$0	\$2,862,500
UTAH DEPT. OF TRANSPORTATION							
	Federal Aid	\$2,290,000	\$0	\$0	\$0	\$0	\$2,290,000
	Match	\$572,500	\$0	\$0	\$0	\$0	\$572,500
Fund ST_TTIF							
Program Description TRANSIT - STATEWIDE							
T- 016456	FRONT RUNNER COMMUTER RAIL STRATEGIC ENHANCEMENTS	\$0	\$100,000,000	\$0	\$0	\$200,000,000	\$300,000,000
UTA WFRM PROJECT							
	Federal Aid	\$0	\$0	\$0	\$0	\$0	\$0
	Match	\$0	\$100,000,000	\$0	\$0	\$200,000,000	\$300,000,000
Fund TFER_2_UTA							
Program Description AIR QUALITY - FTA FUND TRANSFER							
T- 004964	AIR QUALITY - RIDESHARE - WFRM OGDEN/LAYTON AREA*	\$168,541	\$0	\$0	\$0	\$0	\$168,541
UTA WFRM PROJECT							
	Federal Aid	\$157,131	\$0	\$0	\$0	\$0	\$157,131
	Match	\$11,410	\$0	\$0	\$0	\$0	\$11,410
T- 004969	ITS/APTS DEPLOYMENT IN SALT LAKE*	\$536,308	\$0	\$0	\$0	\$0	\$536,308
UTA WFRM PROJECT							
	Federal Aid	\$500,000	\$0	\$0	\$0	\$0	\$500,000
	Match	\$36,308	\$0	\$0	\$0	\$0	\$36,308
T- 006367	ITS/APTS IN OGDEN/LAYTON	\$923,522	\$0	\$0	\$0	\$0	\$923,522
UTA WFRM PROJECT							
	Federal Aid	\$861,000	\$0	\$0	\$0	\$0	\$861,000
	Match	\$62,522	\$0	\$0	\$0	\$0	\$62,522
Program Description SALT LAKE OGDEN URBANIZED AREA							
T- 009528	SKI BUS SERVICE FROM DOWNTOWN OGDEN TO OGDEN VALLEY*	\$1,998,284	\$0	\$0	\$0	\$0	\$1,998,284
UTA WFRM PROJECT							
	Federal Aid	\$1,863,000	\$0	\$0	\$0	\$0	\$1,863,000
	Match	\$135,284	\$0	\$0	\$0	\$0	\$135,284
Program Description SALT LAKE URBANIZED AREA							
T- 016095	AIR QUALITY - RIDESHARE - WFRM - SALT LAKE AREA*	\$341,879	\$0	\$0	\$0	\$0	\$341,879
UTA WFRM PROJECT							
	Federal Aid	\$318,734	\$0	\$0	\$0	\$0	\$318,734
	Match	\$23,145	\$0	\$0	\$0	\$0	\$23,145
Fund UTA_FUNDS							
Program Description SALT LAKE/OGDEN/LAYTON URBANIZED AREA							
T- 004272	UTA 5 YEAR CAPITAL PLAN AT " WWW.RIDEUTA.COM/ABOUT-UTA/UTA-REF	\$0	\$0	\$0	\$0	\$0	\$0
Program and Planning Department							
	Federal Aid	\$0	\$0	\$0	\$0	\$0	\$0
	Match	\$0	\$0	\$0	\$0	\$0	\$0
Program Description TRANSIT - UTAH COUNTY SERVICE AREA							
T- 011419	UTA 5 YEAR CAPITAL PLAN AT " WWW.RIDEUTA.COM/ABOUT-UTA/UTA-REF	\$0	\$0	\$0	\$0	\$0	\$0
Program and Planning Department							
	Federal Aid	\$0	\$0	\$0	\$0	\$0	\$0
	Match	\$0	\$0	\$0	\$0	\$0	\$0