

**TRANSPORTATION IMPROVEMENT PROGRAM (TIP)
2021-2026 PROJECTS**

For the

WASATCH FRONT REGIONAL COUNCIL (WFRC) AREA

Including a separate listing of the following programs

Urban Surface Transportation Program (STP),
Congestion Mitigation/ Air Quality Program (CMAQ),
Transportation Alternatives Program (TAP)

Other Federal Highway Administration Funds	Federal Transit Administration Funds	State Funds
National Highway Performance Interstate Maintenance (IM) National Highway System (NHS) Bridge On State System Bridge Replacement Off System – Local Off System – Optional Minimum Guarantee Highway Safety Improvement Safety Any Area Rail/ Highway Crossing – Hazard Elimination Recreational Trails Program Safe Routes to School STP - Any Area Statewide TIGER Discretionary Funds Other Federal Funds	<u>Sec. 5303</u> – MPO & Statewide Planning <u>Sec. 5307</u> – Urbanized Area Formula <u>Sec. 5309</u> – Capital Investment Program – New Starts <u>Sec. 5309</u> – Capital Investment Program – Bus <u>Sec. 5309</u> – Capital Investment –Fixed Guide-way Modernization <u>Sect. 5310</u> – Elderly Persons and Persons with Disabilities <u>Sec. 5337</u> – State of Good Repair <u>Sec. 5339</u> – Buses and Bus Facilities Capital Investment Programs	State Construction Centennial Highway Funds Critical Highway Need Funds Highway Construction - Program State General Funds State Traffic Corridor - Preservation Transportation Investment - Fund (TIF)

Section includes;

- Glossary of Federal Funding Types
- Financial Tables
- Performance Measures
- Projects included in the 2021-2026 Transportation Improvement Program (TIP)
 - Urban Surface Transportation Program (STP) Projects
 - Congestion Mitigation/ Air Quality Program (CMAQ) Projects
 - Transportation Alternatives Program (TAP) Projects
 - Other Federal-Aid Funded and State Funded Projects
 - Transit Funded Projects

2021 – 2026 Transportation Improvement Program (TIP)

Glossary of Federal Funding Types

2021-2026 **TRANSPORTATION** **IMPROVEMENT PROGRAM (TIP)** **PROJECTS**

For the

WASATCH FRONT REGIONAL **COUNCIL (WFRC) AREA**



UDOT electronic Program Management

STIP Planning Fund Table



epm381_plan_fund (Rev 448)

Report run on: August 31, 2020 2:46 PM

Plan Fund	Description	Category	Fed Aid	Reg	Fed/St
5309 FIX_GDW	SEC 509 FIXED GUIDEWAY GRANT	LOCAL	100.00	Y	F
BRD_F	BRIDGE RESEARCH & DEPLOY PRG	MISC	50.00	Y	F
BR_OFF	BRIDGE REHAB/REPLACEMENT (OFF SYSTEM)	BRIDGE	80.00	Y	F
BR_ON/OFF	BRIDGE REHAB/REPLACEMENT (ON/OFF)	BRIDGE	80.00	Y	F
BYWAYS	SCENIC BYWAYS	FLH	80.00	Y	F
CMAQ_BOX_EL1	CONGESTION MITIGATION @100%	CMAQ	100.00	Y	F
CMAQ_BOX_ELD	CONGESTION MITIGATION / AIR (BOX ELDER)	CMAQ	93.23	Y	F
CMAQ_CACHE	CONGESTION MITIGATION/AIR QUALITY (CACHE	CMAQ	93.23	Y	F
CMAQ_CACHE1	CMAQ CACHE @ 100%	CMAQ	100.00	Y	F
CMAQ_MAG	CONGESTION MITIGATION/AIR QUALITY (MAG)	CMAQ	93.23	Y	F
CMAQ_MAG_100	CMAQ MAG @ 100 %	CMAQ	100.00	Y	F
CMAQ_PM2.5	CMAQ REDUCE PM 2.5 EMISSIONS	CMAQ	93.23	Y	F
CMAQ_TOOELE	CONGESTION MITIGATION/AIR QUALITY (TOOEL	CMAQ	93.23	Y	F
CMAQ_TOOELE1	CMAQ TOOELE @ 100 %	CMAQ	100.00	Y	F
CMAQ_WFRC	CONGESTION MITIGATION/AIR QUALITY (WFRC)	CMAQ	93.23	Y	F
CMAQ_WFRC_1	CMAQ WFRC @ 100 % PRO-RATA	CMAQ	100.00	Y	F
EM_2005_IMD	EARMARK - IM DISCRETIONARY (2005)	EARMARK	94.18	Y	F
EM_2005_PLH	EARMARK - PUBLIC LANDS HWYS (2005)	EARMARK	100.00	Y	F
EM_2006_112	EARMARK - SECTION 112 (2006)	EARMARK	100.00	Y	F
EM_2006_PLH	EARMARK - PUBLIC LANDS HWYS (2006)	EARMARK	100.00	Y	F
EM_2008_129	EARMARK - SECTION 129	EARMARK	100.00	Y	F
EM_2009_PLHD	EARMARK - PUBLIC LANDS HIGHWAY (2009)	EARMARK	100.00	Y	F
EM_2009_TCSP	EARMARK - TCSP (2009)	EARMARK	80.00	Y	F
EM_2010_FBD	EARMARK - FERRY BOAT DISCRETIONARY	EARMARK	80.00	Y	F
EM_2010_IMD	EARMARK - IM DISCRETIONARY (2010)	EARMARK	90.00	Y	F
EM_2011_PLHD	EARMARK - PUBLIC LANDS HWY DISCRETIONARY	EARMARK	100.00	Y	F
EM_2011_TFPF	EARMARK - TRUCK PARKING FAC PROG (2011)	EARMARK	100.00	Y	F
EM_2012_HFL	EARMARK - HWY FOR LIFE (2012)	EARMARK	80.00	Y	F
EM_2012_IBRD	EARMARK - INNOVATIVE BRIDGE RESEARCH	EARMARK	100.00	Y	F
EM_2012_PLHD	EARMARK - PUBLIC LANDS HWY DISC. (2012)	EARMARK	100.00	Y	F
EM_2012_TCSP	EARMARK - TCSP PROGRAM (2012)	EARMARK	80.00	Y	F
EM_2014_FBD	FERRY BOAT DISC FUNDS - 2014	EARMARK	80.00	Y	F
EM_2015_FBD	FERRY BOAT DISCR FUND 2015	EARMARK	80.00	Y	F
EM_2016_FBD	FERRY BOAT DISC FUNDS - 2016	EARMARK	80.00	Y	F
EM_2017_FBD	FERRY BOAT DISCR FUNDS - 2017	EARMARK	80.00	Y	F
EM_2018_FBD	FERRY BOAT DISR FUNDS - 2018	EARMARK	80.00	Y	F
EM_HPP_1702	EARMARK - HIGH PRIOR PROJ - SECTION 1702	EARMARK	80.00	Y	F
EM_HPP_2010	EARMARK - 2010 SURFACE TRANS PRIORTIES	EARMARK	100.00	Y	F
EM_HPP_T21	EARMARK - HIGH PRIOR PROJ - TEA 21	EARMARK	80.00	Y	F
EM_RNZ9	STP 5590 REPURPOSED EARMARK	EARMARK	80.00	Y	F
EM_RPF0@80	EM_RPF0@80 REPURPOSED EARMARK 80/20	EARMARK	80.00	Y	F
EM_RPF1@93.2	REPURPOSED EARMARK @93.23	EARMARK	93.23	Y	F
EM_RPF9@80	REPURPOSED EARMARK @ 80	EARMARK	80.00	Y	F
EM_RPF9@93.2	REPURPOSED EARMARK @ 93.23	EARMARK	93.23	Y	F
EM_RPS0@93.2	REPURPOSED EARMARK SPECIAL	EARMARK	93.23	Y	F



UDOT electronic Program Management

STIP Planning Fund Table



epm381_plan_fund (Rev 448)

Report run on: August 31, 2020 2:46 PM

Plan Fund	Description	Category	Fed Aid	Reg	Fed/St
EM_RPS9@100	REPURPOSED EARMARK @ 100%	EARMARK	100.00	Y	F
EM_RPS9@80	REPURPOSED EARMARK @ 80%	EARMARK	80.00	Y	F
EM_RPS9@93.2	REPURPOSED EARMARK @ 93.23	EARMARK	93.23	Y	F
EM_TI_1934	EARMARK - TRANS IMPROV PROJ - SEC 1934	EARMARK	93.23	Y	F
ENH_EAC_100%	STP ENHANCEMENT FUNDS @ 100%	STP	100.00	Y	F
EQ_BONUS(MG)	EQUITY BONUS / MINIMUM GUARANTY	EB / MG	93.23	Y	F
ER_2010	EMERGENCY RELIEF - 2010 EVENTS (93.23%)	ER	93.23	Y	F
ER_2016	EMERGENCY RELIEF - 2016 EVENT	ER	93.23	Y	F
ER_2019	EMERGENCY RELIEF - 2019	ER	100.00	Y	F
ER_2019@93.2	EMERGENCY RELIEF - 2019 @ 93.23	ER	93.23	Y	F
ER_OTHER	EMERGENCY RELIEF - OTHER EVENTS	ER	100.00	Y	F
FA_ATCMDT	ADVANCED TECH DEPLOY GRANT	MISC	100.00	Y	F
FA_INFRA@100	INFRA GRANT	MISC	100.00	Y	F
FA_LTAP	LOCAL TRANSPORTATION ASSISTANCE PRGM	MISC	50.00	Y	F
FA_MISC	FEDERAL AID MISCELLANEOUS	MISC	80.00	Y	F
FA_MISC_100%	MISC. FEDERAL AID WITH 100% PRO RATA	MISC	100.00	Y	F
FA_MISC_50%	FEDERAL AID WITH 50% PRO-RATA	MISC	50.00	Y	F
FA_PUB_LANDS	PUBLIC LANDS HIGHWAYS	FLH	100.00	Y	F
FA_SHRP2	SHRP2 IMPLEMENTATION ASSISTANCE	MISC	100.00	Y	F
FA_STIC_2015	STIC INCENTIVE PROGRAM	MISC	100.00	Y	F
FA_STIC_2017	FY17 STIC INCENTIVE PROGRAM	MISC	100.00	Y	F
FA_STIC_2018	STIC - INCENTIVE PROGRAM	MISC	100.00	Y	F
FA_STIC_2019	2019 STIC TECH INNOVATE DEPLOYMENT	MISC	100.00	Y	F
FLHP	FEDERAL LANDS HIGHWAY PROGRAM	FLH	100.00	Y	F
FTA 5309_FGC	FIXED GUIDEWAY CAPITAL INVESTMENTS GRANT	LOCAL	50.00	Y	F
FTASEC_3028	FED TRANSIT ADMINISTRATION SEC 3028	STATE	80.00	Y	F
FTASEC_5303	FED TRANSIT ADMINISTRATION	PL	80.00	Y	F
FTASEC_5307	FED TRANSIT ADMINISTRATION SEC. 5307	STATE	80.00	Y	F
FTASEC_5309	FED TRANSIT ADMINISTRATION SEC 5309	STATE	80.00	Y	F
FTASEC_5310	FED TRANSIT ADMINISTRATION SEC 5310	STATE	80.00	Y	F
FTASEC_5320	TRANSIT IN THE PARK FUNDING	LOCAL	80.00	Y	F
FTASEC_5337	SECTION 5337 STATE OF GOOD REPAIR FUNDS	LOCAL	80.00	Y	F
FTASEC_5339	FED TRANSIT ADMINISTRATION SEC 5339	STATE	80.00	Y	F
FTA_5303	FTA-MPO (CPG) FUNDS @ 93.23 % PRORATA	PL	93.23	Y	F
FTA_5303_100	FTA MPO FUNDS @100 %	PL	100.00	Y	F
FTA_5304_80%	FTA SEC_5304 GRANT @ 80%	LOCAL	80.00	Y	F
FTA_5307_50%	FTA SECTION 5307 GRANT 50% MATCH	LOCAL	50.00	Y	F
FTA_5310_100	FTA SECTION 5310 @ 100 %	LOCAL	100.00	Y	F
FTA_5310_50	FTA SECTION 5310 @50 % SM RURAL	LOCAL	50.00	Y	F
FTA_5310_80	FTA SECTION 5310 @ 80% SM RURAL	LOCAL	80.00	Y	F
FTA_5311_10	FTA-5311 60%@ 50%, 40% @ 20% MATCH	STATE	58.80	Y	F
FTA_5311_100	FTA SECTION 5311 GRANT AT 0% MATCH	LOCAL	100.00	Y	F
FTA_5311_50%	FTA SECTION 5311 GRANT 50 % MATCH	LOCAL	50.00	Y	F
FTA_5311_80	FTA SECTION 5311 @ 80%	LOCAL	80.00	Y	F
FTA_5312_85%	FTA SECTION 5312 LONO FUNDS	LOCAL	85.00	Y	F



UDOT electronic Program Management

STIP Planning Fund Table



epm381_plan_fund (Rev 448)

Report run on: August 31, 2020 2:46 PM

Plan Fund	Description	Category	Fed Aid	Reg	Fed/St
FTA_5312_90%	FTA SECTIN 5312 LONO FUNDS @ 90%	LOCAL	90.00	Y	F
FTA_5316_10	FTA- 5316 JOB ACCESS & REVERSE COMMUTE	STATE	58.80	Y	F
FTA_5317	TRANSIT - NEW FREEDOM PROGRAM	STATE	50.00	Y	F
FTA_5317_10	FTA-5317 NEW FREEDOM PROGRAM	STATE	58.80	Y	F
FTA_5329_80	FTA SECTION 5329 @ 80 %	LOCAL	80.00	Y	F
FTA_5339_80	FTA SECTION 5339 @ 80 %	LOCAL	80.00	Y	F
FTA_5339_80A	FTA FORMULA FUNDS	FTA	80.00	Y	F
FTA_5339_80B	FTA - DISCRETIONARY FUNDS	FTA	80.00	Y	F
FTA_5339_85	FTA BUS & BUS FACILITY FUNDS	LOCAL	85.00	Y	F
FTA_ILL	FED TRANSIT ADMINISTRATION ILLUSTRATIVE	STATE	80.00	Y	F
HPP_1702@100	EARMARK - HPP - SEC 1702 @ 100 %	EARMARK	100.00	Y	F
HSIP	HIGHWAY SAFETY IMPROVEMENT PROGAM	SAFETY	93.23	Y	F
HSIP_100%	HIGHWAY SAFETY PROGRAM @ 100 % FA	SAFETY	100.00	Y	F
HSIP_HRRR	HIGH RISK RURAL ROADS	SAFETY	93.23	Y	F
HSIP_HRRR@1	HSIP HIGH RISK RURAL ROADS @100%	SAFETY	100.00	Y	F
HSIP_HRRR_SR	HSIP HIGH RISK RURAL ROAD - SPECIAL RULE	SAFETY	93.23	Y	F
IM	INTERSTATE MAINTENANCE	IM	94.18	Y	F
ITS_RESEARCH	ITS RESEARCH ALLOCATION OF FUNDS	MISC	50.00	Y	F
LHIP	HIGHWAY INFRASTRUCTURE	MISC	80.00	Y	F
LOCAL_GOV	LOCAL GOVERNMENT FUNDS	LOCAL	0.00	Y	L
LOCAL_INKIND	LOCAL IN KIND (SOFTMATCH)	LOCAL	0.00	Y	O
LOCAL_MAG	LOCAL FUNDS FROM MAG	LOCAL	0.00	Y	L
LOCAL_MATCH	LOCAL MACHING FUNDS	LOCAL	0.00	Y	L
LOCAL_UNCOL	LOCAL GOVERNMENT UNCOLLECTED FUNDS	LOCAL	0.00	Y	O
LOCAL_WFRC	LOCAL FUNDS FROM WFRC	LOCAL	0.00	Y	L
L_BETTERMENT	LOCAL GOVT - BETTERMENT CO-OP	LOCAL	0.00	Y	O
L_CORR-WEBER	CORRIDOR PRESERVATION - WEBER CO	LOCAL	0.00	Y	O
L_CORR_DAVIS	CORRIDOR PRESERVATION - DAVIS CO	LOCAL	0.00	Y	O
L_CORR_MATCH	CORRIDOR PRESERVATION - STATE MATCH	LOCAL	0.00	Y	O
L_CORR_UTCO	CORRIDOR PRESERVATION - UTAH CO	LOCAL	0.00	Y	O
L_CORR_WASH	CORRIDOR PRESERVATION - WASHINGTON CO	LOCAL	0.00	Y	L
L_PASS_MATCH	LOCAL PASS THUR MATCH	LOCAL	0.00	Y	O
MAG_EXCHANGE	STATE/ FEDERAL FUNDS EXCHANGE W/MAG	LOCAL	0.00	Y	L
NHFP	NATIONAL HIGHWAY FREIGHT PROGRAM	NHFP	93.23	Y	F
NHPP_BR	NAT'L HIGHWAY PERFORM PROG. BRIDGE ON	NHPP	93.23	Y	F
NHPP_EXEMPT	NAT'L PERFORM PROG - EXEMPT	NHPP	93.23	Y	F
NHPP_IM	NAT'L HIGHWAY PERFORM PROGRAM - IM	NHPP	94.18	Y	F
NHPP_NHS	NAT'L HIGHWAY PERFORM PROG. NHS ROUTES	NHPP	93.23	Y	F
NHS	NATIONAL HIGHWAY SYSTEM	NH	93.23	Y	F
NRT	NATIONAL RECREATION TRAILS	REC TRAILS	50.00	Y	F
NSFL&TPGRANT	NAT'L SIG FED LAND & TRIBAL GRANT	MISC	100.00	Y	F
NSTI	NATIONAL SUMMER TRANSPORTATION INSTITUTE	MISC	100.00	Y	F
OTHER	PRIVATE FUNDS	MISC	0.00	Y	O
OTHER_STATE	OTHER STATE AGENCY	STATE	0.00	Y	S
PL_CMPO	PLANNING MPO (CACHE)	STP	93.23	Y	F



UDOT electronic Program Management

STIP Planning Fund Table



epm381_plan_fund (Rev 448)

Report run on: August 31, 2020 2:46 PM

Plan Fund	Description	Category	Fed Aid	Reg	Fed/St
PL_CMPO_100	PLANNING FUND CMPO 100%	PL	100.00	Y	F
PL_DMPO	PLANNING MPO (DIXIE)	STP	93.23	Y	F
PL_MAG	PLANNING MPO (MAG)	STP	93.23	Y	F
PL_WFRC	PLANNING MPO (WFRC)	STP	93.23	Y	F
R/H_DEVIC90S	RAIL/HWY DEVICES WITH STATE MATCH	RAIL/HWY	90.00	Y	F
R/H_DEVICES1	RAIL/HWY DEVICES @ 100%	RAIL/HWY	100.00	Y	F
R/H_DEVICES90	RAIL/HIGHWAY DEVICES @90/10	RAIL/HWY	90.00	Y	F
R/H_HZ_EL90S	RAIL/HWY HAZARD ELIM W/ STATE MATCH	RAIL/HWY	90.00	Y	F
R/H_HZ_ELM1	RAIL/HWY HAZARD ELIM @100 %	RAIL/HWY	100.00	Y	F
R/H_HZ_ELM90	RAIL / HWY ELIM @90/10	RAIL/HWY	90.00	Y	F
SAFETY_406	SAFETY INITIATIVES SECTION 406 PROGRAM	SAFETY	100.00	Y	F
SEC154_HSIP	SECTION 154 PENALTIES FOR HSIP	HSIP	93.23	Y	F
SEC164_HSIP	SECTION 164 PENALTIES-FOR HSIP	HSIP	93.23	Y	F
SPR_P	STATEWIDE PLANNING & RESEARCH (PLANNING)	SPR	80.00	Y	F
SPR_P_100%	SPR PLANNING FUNDS @ 100%	SPR	100.00	Y	F
SPR_P_50%	SPR PLANNING FUNDS 50%	SPR	50.00	Y	F
SPR_P_MAG	SPR PLANNING FUNDS MAG	SPR	100.00	Y	F
SPR_P_WFRC	WFRC PLANNING FUNDS	SPR	100.00	Y	F
SPR_R	STATEWIDE PLANNING & RESEARCH (RESEARCH)	SPR	80.00	Y	F
SPR_R_100%	SPR POOLED FUND 100%	SPR	100.00	Y	F
SR2S_INFR	SAFE ROUTES TO SCHOOLS - INFRASTRUCTURE	SAFETY	100.00	Y	F
SR2S_OPT	SAFE ROUTES TO SCHOOLS - EITHER	SAFETY	100.00	Y	F
SR2S_PRGM	SAFE ROUTES TO SCHOOLS - PROGRAM ADMIN	STATE	100.00	Y	F
STP_BR	STP - JHC BRIDGE FUNDS UNDER MAPP-21	STP	93.23	Y	F
STP_BRIDGE	STP - BRIDGE FUNDS FOR STATE PROJECTS	STP	93.23	Y	F
STP_BR_100%	JHC BRIDGE FUNDS @ 100 % PRO-RATA	STP	100.00	Y	F
STP_ENH_EAC	STP - ENHANCEMENT - ADVISORY COMM	STP	80.00	Y	F
STP_ENH_ST	STP - ENHANCEMENT - STATE	STP	80.00	Y	F
STP_EXCHANGE	STP FUNDS EXCHANGE WITH MPO	STP	93.23	Y	F
STP_FLX_100%	STP_ FLEXIBLE @ 100 FEDERAL FUNDING	STP	100.00	Y	F
STP_FLX_CMPO	STP - FLEXIBLE CACHE (CMPO)	STP	93.23	Y	F
STP_FLX_DMPO	STP - FLEXIBLE DIXIE (DMPO)	STP	93.23	Y	F
STP_FLX_MAG	STP - FLEXIBLE SOUTH UTAH CO (MAG)	STP	93.23	Y	F
STP_FLX_ST	STP - FLEXIBLE (ANY AREA) STATEWIDE	STP	93.23	Y	F
STP_FLX_WFRC	STP - FLEXIBLE (WFRC)	STP	93.23	Y	F
STP_HIF_BR	HIF BRIDGE REPLACE & REHAB (2020)	STP	93.23	Y	F
STP_HIF_O/L	HIGHWAY INFRASTRUCTURE - OGDEN/LAYTON	STP	93.23	Y	F
STP_HIF_P/O	HIGHWAY INFRASTRUCTURE - PROVO/OGDEN	STP	93.23	Y	F
STP_HIF_RURL	HIGHWAY INFRASTRUCTURE - NON URBAN	STP	93.23	Y	F
STP_HIF_SL	HIGHWAY INFRASTRUCTURE - SALT LAKE	STP	93.23	Y	F
STP_HIF_ST	HIGHWAY INFRASTRUCTURE FUNDS	STP	93.23	Y	F
STP_HIF_SU	HIGHWAY INFRASTRUCTURE - SMALL URBAN	STP	93.23	Y	F
STP_RURAL	STP-RURAL (NON URBAN)	STP	93.23	Y	F
STP_SU_CMPO	STP - SMALL URBAN (CACHE)	STP	93.23	Y	F
STP_SU_DMPO	STP - SMALL URBAN (DIXIE)	STP	93.23	Y	F



UDOT electronic Program Management

STIP Planning Fund Table



epm381_plan_fund (Rev 448)

Report run on: August 31, 2020 2:46 PM

Plan Fund	Description	Category	Fed Aid	Reg	Fed/St
STP_SU_DMPO1	STP-SMALL URBAN DMPO @ 100	STP	100.00	Y	F
STP_SU_JHC	STP - SMALL URBAN (JHC)	STP	93.23	Y	F
STP_SU_JHC@1	STP- SMALL URBAN (JHC) @ 100 %	STP	100.00	Y	F
STP_SU_MAG	STP - SMALL URBAN SOUTH UTAH CO (MAG)	STP	93.23	Y	F
STP_TAP_ST	CONVERTED TAP FUNDS TO STP	TAP	93.23	Y	F
STP_UB_P/O_U	UDOT'S URBAN STP FROM MAG EXCHANGE	STP	93.23	Y	F
STP_URB_O/L	STP - URBAN AREA OGDEN / LAYTON (WFRC)	STP	93.23	Y	F
STP_URB_P/O	STP - URBAN AREA PROVO/OREM (MAG)	STP	93.23	Y	F
STP_URB_SL	STP - URBAN AREA SALT LAKE (WFRC)	STP	93.23	Y	F
STP_URB_SL@1	STP SALT LAKE URBAN FUNDS @ 100 %	STP	100.00	Y	F
STP_URB_SL_U	UDOT'S STP FUNDS FROM WFRC EXCHANGE	STP	93.23	Y	F
STP_UR_O/L@1	STP - O/L URBAN AREA @ 100%	STP	100.00	Y	F
STP_UR_P/O@1	STP-URBAN STEA 03 FUNDS	STP	100.00	Y	F
ST_ADA_RAMPS	STATE CONST-ADA RAMP PLACEMENTS	STATE	0.00	Y	S
ST_APPROP	STATE APPROPRIATED BUDGET	STATE	0.00	Y	S
ST_ATMS	STATE CONST - ATMS STATEWIDE	STATE	0.00	Y	S
ST_ATMS_AM	ATMS ASSET MANGEMENT (LIFE CYCLE REPLACE	STATE	0.00	Y	S
ST_BARRIER	STATE CONST - BARRIER TREATMENTS	STATE	0.00	Y	S
ST_BONDS_MVC	MTN VIEW CORRIDOR - LEG APPROVED BONDING	STATE	0.00	Y	S
ST_BRIDGE	STATE CONST - BRIDGE PROGRAM	STATE	0.00	Y	S
ST_CAV	CONNECTED AUTONOMOUS VEHICLE	STATE	0.00	Y	S
ST_CHF	CENTENNIAL HIGHWAY FUND	STATE	0.00	Y	S
ST_CHF_TIF	CENTENNIAL HWY FUND - DEPOSITS TO TIF	STATE	0.00	Y	S
ST_CLS_ADJ	CLOSE ADJUSTMENTS	STATE	0.00	N	S
ST_CODE_ONE	STATE CODE ONE FUNDS	STATE	0.00	Y	S
ST_CONCEPT_D	REGION CONCEPT DEVELOPMENT	STATE	0.00	Y	S
ST_CONCPT_D1	REGION ONE CONCEPT FUNDS	STATE	0.00	Y	S
ST_CONCPT_D2	REGION TWO CONCEPT FUNDS	STATE	0.00	Y	S
ST_CONCPT_D3	REGION THREE CONCEPT FUNDS	STATE	0.00	Y	S
ST_CONCPT_D4	REGION FOUR CONCEPT FUNDS	STATE	0.00	Y	S
ST_CONST	STATE CONSTRUCTION	STATE	0.00	Y	S
ST_CONT_PG	STATE CONST - PROGRAMMING CONTINGENCY	STATE	0.00	Y	S
ST_CONT_R1	STATE CONST - REGION 1 CONTINGENCY	STATE	0.00	Y	S
ST_CONT_R2	STATE CONST - REGION 2 CONTINGENCY	STATE	0.00	Y	S
ST_CONT_R3	STATE CONST - REGION 3 CONTINGENCY	STATE	0.00	Y	S
ST_CONT_R4	STATE CONST - REGION 4 CONTINGENCY	STATE	0.00	Y	S
ST_CORR_CEVF	STATE CONST - CORRIDOR STUDIES & CEVP	STATE	0.00	Y	S
ST_CORR_PRES	OTHER CORRIDOR PRESERVATION FUNDS	STATE	0.00	Y	S
ST_ER_FUND	STATE EMERGENCY RELIEF FUNDS	STATE	0.00	Y	S
ST_EXCHANGE	STATE CONST - FUNDS EXCHANGE PROGRAM	STATE	0.00	Y	S
ST_EXCH_MAG	STATE FUND EXCHANGE WITH MAG	STATE	0.00	Y	S
ST_EXPRESS	EXPRESS LANES REVENUE - CAPITAL PRGM	STATE	0.00	Y	S
ST_FWY_OPS	STATE FREEWAY OPERATIONAL FUNDS	STATE	0.00	Y	S
ST_GF_BRIDGE	GENERAL FUND - BRIDGE PROGRAM	STATE	0.00	Y	S
ST_GF_CHN	GENERAL FUND - CRITICAL HIGHWAY NEEDS	STATE	0.00	Y	S



UDOT electronic Program Management

STIP Planning Fund Table



epm381_plan_fund (Rev 448)

Report run on: August 31, 2020 2:46 PM

Plan Fund	Description	Category	Fed Aid	Reg	Fed/St
ST_GF_HB173	STATE CONSTRUCTION PER HB 173	STATE	0.00	Y	S
ST_GF_HB185	GENERAL FUND - HB 185 (2010)	STATE	0.00	Y	S
ST_GF_HB242	GENERAL FUND - HB 242 (2009)	STATE	0.00	Y	S
ST_GF_HB3	GENERAL FUND - HB 3 (2012) ITEM 49	STATE	0.00	Y	S
ST_GF_HCP	GENERAL FUND - HWY CONSTRUCTION PRGM	STATE	0.00	Y	S
ST_GF_OTHER	GENERAL FUND - OTHER	STATE	0.00	Y	S
ST_GF_STUDY	STATEWIDE E/W CORRIDOR PLANNING STUDY	STATE	0.00	Y	S
ST_GF_TIF	GENERAL FUND - TRANSP INVESTMENT FUND	STATE	0.00	Y	S
ST_HB377/TF	TRANSPORTATION FUNDING FROM HB377	STATE	0.00	Y	S
ST_HWY_TRNSF	STATE CONST - JURISDICTIONAL TRANSFER	STATE	0.00	Y	S
ST_ICTD	IMPACTED COMMUNITIES TRANS DEVELOP FUND	STATE	0.00	Y	S
ST_INELIGIBL	STATE INELIGIBLE FUNDS USED TO CLOSE OUT	STATE	0.00	Y	S
ST_INS-RECOV	FUNDS RECOVERED FOR DAMAGE REPAIR	STATE	0.00	Y	S
ST_ITS	STATE ITS FUNDS	STATE	0.00	Y	S
ST_KW_KW_C	KNOW WHERE KNOW WHY CAMPAIGN	STATE	0.00	Y	S
ST_LIGHTING	STATE CONST - LIGHTING	STATE	0.00	Y	S
ST_MATCH	STATE MATCHING FUNDS - F.A. PROGRAM	STATE	0.00	Y	S
ST_MOTOR_CAR	STATE MOTOR CARRIER FUNDS	STATE	0.00	Y	S
ST_PK_ACCESS	STATE PARK ACCESS ROADS (JHC)	STATE	0.00	Y	S
ST_PR	STATE - PUBLIC RELATIONS	STATE	0.00	Y	S
ST_PVMT	STATE CONST - PAVEMENT PRESERVATION	STATE	0.00	Y	S
ST_PVMT_LV2	STATE PAVEMENT LEVEL TWO FUNDS	STATE	0.00	Y	S
ST_PVMT_TAP	STATE TAP FUNDS FROM PVMT PROG.	STATE	0.00	Y	S
ST_QTR_QTR	QUARTER OF QUARTER	STATE	0.00	Y	S
ST_RESEARCH	STATE RESEARCH MATCH FUNDS	STATE	0.00	Y	S
ST_RET_ROW	STATE FUNDS RETAINED FROM RIGHT OF WAY	STATE	0.00	Y	S
ST_RET_ROW_S	STATE RETAINED ROW FUNDS	STATE	0.00	Y	S
ST_SAFETY_ED	STATE FUNDS FOR SAFETY EDUCATION	STATE	0.00	Y	S
ST_SAFE_SIDE	SAFE SIDEWALK PROGRAM FUNDS	STATE	0.00	Y	S
ST_SB215	SALT LAKE COUNTY BOND PROJECTS	STATE	0.00	Y	S
ST_SIB_LG	SIB FUNDS FOR LOCAL GOVERNMENT	STATE	0.00	Y	S
ST_SIGNALS	STATE CONSTRUCTION - SIGNAL PROGRAM	STATE	0.00	Y	S
ST_SIGNING	STATE CONST - SIGNING	STATE	0.00	Y	S
ST_SIGNL_M&O	SIGNALS MAINTENANCE & OPERATIONS	STATE	0.00	Y	S
ST_SPOT_MNT	STATE CONST - MAINT SPOT IMPROVEMENTS	STATE	0.00	Y	S
ST_SPOT_SFTY	STATE CONST - SAFETY SPOT IMPROVEMENTS	STATE	0.00	Y	S
ST_SRPLS_DOC	STATE SURPLUS PROPERTY DOCUMENTATION	STATE	0.00	Y	S
ST_STLMNT	STATE SETTLEMENT FUNDS	STATE	0.00	Y	S
ST_STUDIES	STATEWIDE CORRIDOR STUDIES	STATE	0.00	Y	S
ST_T&S_FUND	STATE TRAFFIC & SAFETY FUNDS	STATE	0.00	Y	S
ST_TF_HB2	TRANSPORTATION FUND - HB2 (2018)	STATE	0.00	Y	S
ST_TIF	STATE TIF FUNDS	STATE	0.00	Y	S
ST_TIFEX_MAG	STATE TIF EXCHANGE WITH MAG	STATE	0.00	Y	S
ST_TIF_EXCH	TIF FUNDS EXCHANGED FOR FEDERAL FUNDS	STATE	0.00	Y	S
ST_TIF_HB377	GENERAL FUND - HB 377 (2013)	STATE	0.00	Y	S



UDOT electronic Program Management

STIP Planning Fund Table



epm381_plan_fund (Rev 448)

Report run on: August 31, 2020 2:46 PM

Plan Fund	Description	Category	Fed Aid	Reg	Fed/St
ST_TIF_MATCH	STATE TIF MATCH FUNDS	STATE	0.00	Y	S
ST_TIF_PRES	TIF FUNDS DEDICATED TO PRESERVATION	STATE	0.00	Y	S
ST_TIF_SB229	TIF FUNDS - SB229 (2012)	STATE	0.00	Y	S
ST_TOLL_CR	STATE TOLL CREDIT	STATE	0.00	Y	S
ST_TRANS_SOL	STATE TRANSPORTATION SOLUTIONS	STATE	0.00	Y	S
ST_TSP_MS4	TRANSPORTATION SOLUTIONS MS4 FUNDS	STATE	0.00	Y	S
ST_TTIF	STATE TRANS TRANSPORTATION INVEST FUND	STATE	0.00	Y	S
TAP_FLEX	TRANSPORTATION ALTERNATIVE PROGRAM	TAP	93.23	Y	F
TAP_FLEX1	TAP 100% PRO RATA	TAP	100.00	Y	F
TAP_NU_JHC	TRANS ALT PROGRAM - NON URBAN JHC	TAP	93.23	Y	F
TAP_SU_CMPO	TRANS ALT PROGRAM - CMPO	TAP	93.23	Y	F
TAP_SU_DMPO	TRANS ALT PROGRAM - DMPO	TAP	93.23	Y	F
TAP_SU_JHC	TRANS ALT PROGRAM - JHC	TAP	93.23	Y	F
TAP_SU_JHC1	TAP SM URBAN JHC @ 100%	TAP	100.00	Y	F
TAP_SU_MAG	TRANS ALT PROGRAM SO. UTAH CO.	TAP	93.23	Y	F
TAP_URB_MAG	TRANS ALT PROGRAM - MAG	TAP	93.23	Y	F
TAP_URB_MAG1	TAP MAG AT 100% PRO RATA	TAP	100.00	Y	F
TAP_URB_O/L	TRANS ALT. PROGRAM- OG/LAYTON	TAP	93.23	Y	F
TAP_URB_WFRC	TRANSPORTATION ALT PROGRAM - WFRC	TAP	93.23	Y	F
TAP_UR_WFRC1	TAP WFRC AT 100% PRO RATA	TAP	100.00	Y	F
TIGER	TRANS INVESTMENT GEN ECON RECOVERY	BRIDGE	100.00	Y	F
TIGER_MAG	TIGER FIRST MILE/LAST MILE FOR MAG AREA	MISC	100.00	Y	F
TIGER_SUMMIT	TIGER FIRST MILE/LAST MILE SUMMIT CO	MISC	100.00	Y	F
TIGER_TOOELE	TIGER FIRST MILE/LAST MILE TOOELE CO	MISC	100.00	Y	F
TIGER_VI	NATL INFRA INVEST TIGER VI	MISC	80.00	Y	F
TIGER_WFRC	TIGER FIRST MILE/LAST MILE FOR WFRC AREA	MISC	100.00	Y	F
TIGGER	TRANSIT -GAS/ ENERGY REDUCTION GRANT	STP	100.00	Y	F
TRANSFER2UTA	FEDERAL FUNDS TRANSFERRED TO UTA	MISC	100.00	Y	F
UPRR	UNION PACIFIC RAILROAD	LOCAL	0.00	Y	O
UTA_FUNDS	UTA FUNDS	LOCAL	0.00	Y	O
UTC0_BOND	UTAH COUNTY TRANSPORTATION BOND	LOCAL	0.00	Y	O

Financial Plan

Tables 4.1 – 4.6 show that scheduled funds do not exceed available funds in both Urbanized Areas during fiscal years 2021 – 2026 for the three funding programs administered by the Wasatch Front Regional Council. In a few instances, usually in the 5th or 6th year of the program (concept development), the scheduled funds exceed the available funds by a small percentage. Table 5.1 shows a summary of other federal and state funding administered by the Utah Department of Transportation programmed during the same time period in both urbanized areas, as well as in Morgan and Tooele counties. Table 6.1 shows a similar summary for the federal and local funds administered by the Utah Transit Authority.

The underlying assumptions for future available revenues include the following: For Federal Highway Administration (FHWA) funds, levels of funding are assumed to remain the same in future years as they are for the last year of the Fixing America's Surface Transportation (FAST) Act, 2020; for Federal Transit Administration (FTA) formula funds, levels are estimated based on program amounts and formulas with their required inputs as set in the most recent authorizing legislation. If such legislation is expired and funding has been occurring with continuing resolutions, funding levels are estimated based on the last year's appropriation with a 1% increase annually. In regard to inflation adjustments, project costs for the STP, CMAQ, and TAP programs administered by the WFRC include inflation factors from the year of original project cost estimating. The federal aid agreements entered into by local governments include commitment on their part to maintain the transportation facility and equipment that is paid for with federal dollars. Programs/projects administered by UDOT and UTA also include inflation factors each year from time of programming to date of construction. UDOT and UTA both practice principles of not building more facilities and equipment than they are able to maintain.

2021-2026
TRANSPORTATION
IMPROVEMENT PROGRAM (TIP)
PROJECTS

For the

WASATCH FRONT REGIONAL
COUNCIL (WFRC) AREA

Federal Programs Administered by WFRC
(STP, CMAQ, and TAP)
Funds for the WFRC Area FY2021-FY2026

Table 4.1 SALT LAKE/ WEST VALLEY AREA Surface Transportation Program

	2021	2022	2023	2024	2025	2026
Apportioned STP Funds	20,020,000	20,020,000	20,020,000	20,020,000	20,020,000	20,020,000
Available STP Funds	16,554,600	20,177,800	20,073,000	20,294,000	23,093,700	18,836,600
Scheduled STP Funds	16,396,800	20,124,700	19,799,100	17,220,200	24,277,200	22,480,100
Balance of Funds	157,800	53,000	274,000	3,073,700	-1,183,400	-3,643,500
Local Match Funds	1,190,700	1,461,400	1,437,700	1,250,500	1,762,900	1,632,400
Total Program Funds	17,587,500	21,586,100	21,236,800	18,470,700	26,040,100	24,112,500

Table 4.2 OGDEN/ LAYTON AREA Surface Transportation Program

	2021	2022	2023	2024	2025	2026
Apportioned STP Funds	10,780,000	10,780,000	10,780,000	10,780,000	10,780,000	10,780,000
Available STP Funds	10,904,200	10,821,300	10,837,600	10,890,600	11,025,600	12,839,500
Scheduled STP Funds	10,862,900	10,763,700	10,727,000	10,645,000	8,966,100	12,988,000
Balance of Funds	41,300	57,600	110,600	245,600	2,059,500	-148,500
Local Match Funds	788,800	781,600	779,000	773,000	651,100	943,100
Total Program Funds	11,651,800	11,545,300	11,505,900	11,418,000	9,617,200	13,931,200

Table 4.3 SALT LAKE/ WEST VALLEY AREA Congestion Mitigation/Air Quality Program

	2021	2022	2023	2024	2025	2026
Apportioned STP Funds	5,634,600	5,634,600	5,634,600	5,634,600	5,634,600	5,634,600
Available STP Funds	5,401,200	6,177,300	6,170,600	6,436,500	6,436,500	5,501,200
Scheduled STP Funds	3,672,600	4,455,400	4,903,900	6,232,000	7,250,000	4,484,900
Balance of Funds	542,700	535,900	801,900	204,600	-813,500	1,016,300
Local Match Funds	266,700	323,500	356,100	452,500	526,500	325,700
Total Program Funds	3,939,300	4,779,000	5,260,000	6,684,500	7,776,500	4,810,500

Table 4.4 OGDEN/ LAYTON AREA Congestion Mitigation/Air Quality Program

	2021	2022	2023	2024	2025	2026
Apportioned STP Funds	3,034,000	3,034,000	3,034,000	3,034,000	3,034,000	3,034,000
Available STP Funds	4,861,600	3,609,200	3,562,700	3,790,500	3,790,500	4,101,100
Scheduled STP Funds	3,647,800	2,442,000	2,556,000	3,544,800	2,923,500	2,951,600
Balance of Funds	575,200	528,700	756,500	245,800	867,100	1,149,500
Local Match Funds	264,900	177,300	185,600	257,400	212,300	214,300
Total Program Funds	3,912,700	2,619,300	2,741,600	3,802,200	3,135,800	3,165,900

Table 4.5 SALT LAKE/ WEST VALLEY AREA Transportation Alternative Program

	2021	2022	2023	2024	2025	2026
Apportioned STP Funds	936,400	936,400	936,400	0	0	0
Available STP Funds	1,475,600	1,027,600	936,400	0	0	0
Scheduled STP Funds	1,384,400	1,027,600	0	0	0	0
Balance of Funds	91,200	0	936,400	0	0	0
Local Match Funds	100,500	74,600	0	0	0	0
Total Program Funds	1,484,900	1,102,200	0	0	0	0

Table 4.6 OGDEN/ LAYTON AREA Transportation Alternative Program

	2021	2022	2023	2024	2025	2026
Apportioned STP Funds	500,700	500,700	500,700	0	0	0
Available STP Funds	1,322,600	830,200	455,600	0	0	0
Scheduled STP Funds	993,100	875,300	0	0	0	0
Balance of Funds	329,500	-45,100	455,600	0	0	0
Local Match Funds	72,100	63,600	0	0	0	0
Total Program Funds	1,065,200	938,800	0	0	0	0

Other Federal and State Funding

Programmed within the WFRC Area

Table 5.1

FY2020-FY2026

<u>Planning Fund</u>	<u>Prior Obligation</u>	<u>TOTAL 2020</u>	<u>TOTAL 2021</u>	<u>TOTAL 2022</u>	<u>TOTAL 2023</u>	<u>Total CD</u>
BR_ON/OFF	\$2,848,025.09	\$0.22	\$0.00	\$0.00	\$0.00	\$0.00
CMAQ_BOX_ELD	\$0.00	\$0.00	\$0.00	\$662,000.00	\$0.00	\$0.00
CMAQ_PM2.5	\$3,254,006.36	\$7,937,455.32	\$3,899,603.19	\$525,000.00	\$2,890,016.00	\$7,081,478.78
CMAQ_WFRC	\$6,688,139.32	\$16,293,589.49	\$3,031,794.20	\$929,046.00	\$6,338,183.00	\$15,663,697.89
EM_2005_IMD	\$453,918.03	\$0.00	\$0.00	\$0.00	\$0.00	\$0.00
EM_2010_IMD	\$2,222,222.22	\$0.79	\$0.00	\$0.00	\$0.00	\$0.00
EM_HPP_1702	\$8,685,003.75	\$0.29	\$0.00	\$0.00	\$0.00	\$0.00
EM_RPF1@93.2	\$2,945,155.05	\$0.00	\$0.00	\$0.00	\$0.00	\$0.00
EM_RPF9@80	\$2,214.19	\$0.01	\$0.00	\$0.00	\$0.00	\$0.00
EM_RPS9@80	\$2,270.29	\$0.01	\$0.00	\$0.00	\$0.00	\$0.00
EM_RPF9@93.2	\$588,335.30	\$0.01	\$0.00	\$0.00	\$0.00	\$0.00
EM_RPS9@93.2	\$202,568.58	\$0.02	\$0.00	\$0.00	\$0.00	\$0.00
EM_TI_1934	\$1,943,876.43	\$1.57	\$0.00	\$0.00	\$0.00	\$0.00
EQ_BONUS(MG)	\$2,700,000.00	\$0.00	\$0.00	\$0.00	\$0.00	\$0.00
ER_2019	\$0.00	\$274,719.72	\$0.00	\$0.00	\$0.00	\$0.00
ER_2019@93.2	\$0.00	\$3,392,764.43	\$0.00	\$0.00	\$0.00	\$0.00

<u>Planning Fund</u>	<u>Prior Obligation</u>	<u>TOTAL 2020</u>	<u>TOTAL 2021</u>	<u>TOTAL 2022</u>	<u>TOTAL 2023</u>	<u>Total CD</u>
FA_INFRA@100	\$11,352,772.00	\$0.00	\$0.00	\$0.00	\$0.00	\$0.00
FTA_5339_80A	\$0.00	\$14,280,641.00	\$4,625,000.00	\$4,625,000.00	\$0.00	\$0.00
FTA_5339_80B	\$0.00	\$17,000,000.00	\$0.00	\$0.00	\$0.00	\$0.00
HSIP	\$8,546,289.37	\$8,563,685.58	\$2,700,000.00	\$2,280,000.00	\$0.00	\$0.00
IM	\$469,838.48	\$0.01	\$0.00	\$0.00	\$0.00	\$0.00
L_BETTERMENT	\$63,247,707.56	\$13,600,151.64	\$0.00	\$0.00	\$0.00	\$0.00
L_CORR_DAVIS	\$13,605,219.13	\$2,753,565.40	\$0.00	\$0.00	\$0.00	\$0.00
L_CORR_MATCH	\$4,869,261.92	\$0.00	\$0.00	\$0.00	\$0.00	\$0.00
L_CORR-WEBER	\$5,303,335.40	\$96,664.60	\$0.00	\$0.00	\$0.00	\$0.00
L_PASS_MATCH	\$140,875.20	\$6,557,027.51	\$1,546,296.11	\$72,616.11	\$0.00	\$0.00
LOCAL_GOVT	\$3,276,807.49	\$94,671,145.84	\$4,873,188.03	\$1,762,332.00	\$3,827,885.00	\$91,407,667.07
LOCAL_INKIND	\$2,419.22	\$2,517,884.74	\$0.00	\$0.00	\$0.00	\$4,872,000.00
NHFP	\$20,293,544.24	\$1,698,512.91	\$0.00	\$0.00	\$0.00	\$0.00
NHPP_BR	\$32,148,719.54	\$12,374,497.94	\$8,700,000.00	\$0.00	\$0.00	\$0.00
NHPP_IM	\$138,403,230.26	\$38,644,527.20	\$44,875,000.00	\$40,000,000.00	\$0.00	\$0.00
NHPP_NHS	\$42,397,044.51	\$15,715,549.09	\$11,210,366.62	\$0.00	\$0.00	\$70,000,000.00
OTHER	\$394,007.16	\$194,361.00	\$0.00	\$0.00	\$0.00	\$0.00
OTHER_STATE	\$18,018.21	\$557,602.79	\$0.00	\$0.00	\$0.00	\$0.00

<u>Planning Fund</u>	<u>Prior Obligation</u>	<u>TOTAL 2020</u>	<u>TOTAL 2021</u>	<u>TOTAL 2022</u>	<u>TOTAL 2023</u>	<u>Total CD</u>
R/H_DEVIC90S	\$2,426,126.78	\$1,042,932.90	\$757,000.00	\$385,000.00	\$0.00	\$0.00
R/H_HZ_EL90S	\$688,324.23	\$2,764,564.32	\$95,000.00	\$0.00	\$0.00	\$0.00
SEC154_HSIP	\$1,230,000.00	\$0.00	\$0.00	\$0.00	\$0.00	\$0.00
ST_ATMS	\$1,354,380.53	\$1,794,177.97	\$0.00	\$0.00	\$0.00	\$0.00
ST_BARRIER	\$0.00	\$115,969.00	\$0.00	\$0.00	\$0.00	\$0.00
ST_BONDS_MVC	\$55,800,000.00	\$0.00	\$0.00	\$0.00	\$0.00	\$0.00
ST_BRIDGE	\$5,020,854.79	\$16,429,451.06	\$3,000,000.00	\$0.00	\$8,500,000.00	\$0.00
ST_CHF_TIF	\$385,711,461.59	\$2,306,265.77	\$859,661.67	\$0.00	\$0.00	\$0.00
ST_CONCPT_D1	\$166,001.09	\$33,457.01	\$0.00	\$0.00	\$0.00	\$0.00
ST_CONCPT_D2	\$257,889.91	\$7,484.83	\$0.00	\$0.00	\$0.00	\$0.00
ST_CONST	\$3,863,270.26	\$14,027,775.27	\$0.00	\$0.00	\$0.00	\$0.00
ST_CONT_PG	\$158,165.69	\$87,966.94	\$0.00	\$0.00	\$0.00	\$0.00
ST_CONT_R1	\$1,149,923.42	\$1,791,226.58	\$49,700.00	\$49,700.00	\$49,700.00	\$49,700.00
ST_CONT_R2	\$963,156.17	\$2,658,154.26	\$674,103.36	\$0.00	\$0.00	\$0.00
ST_CONT_R3	\$0.00	\$23,000.00	\$0.00	\$0.00	\$0.00	\$0.00
ST_CORR_PRES	\$84,418,648.59	\$30,840,628.78	\$0.00	\$0.00	\$0.00	\$0.00
ST_GF_CHN	\$470,131,378.53	\$1,255,077.12	\$500,000.00	\$0.00	\$0.00	\$0.00
ST_GF_HB173	\$147,740.37	\$0.00	\$0.00	\$0.00	\$0.00	\$0.00

<u>Planning Fund</u>	<u>Prior Obligation</u>	<u>TOTAL 2020</u>	<u>TOTAL 2021</u>	<u>TOTAL 2022</u>	<u>TOTAL 2023</u>	<u>Total CD</u>
ST_GF_HB185	\$15,000,000.00	\$0.00	\$0.00	\$0.00	\$0.00	\$0.00
ST_GF_HB242	\$2,135,325.83	\$0.00	\$0.00	\$0.00	\$0.00	\$0.00
ST_GF_HB3	\$500,000.00	\$0.00	\$0.00	\$0.00	\$0.00	\$0.00
ST_GF_OTHER	\$0.00	\$2,500,000.00	\$2,500,000.00	\$2,500,000.00	\$2,500,000.00	\$0.00
ST_GF_TIF	\$82,390,723.91	\$0.00	\$0.00	\$0.00	\$0.00	\$0.00
ST_HB377/TF	\$6,149,030.00	\$0.00	\$0.00	\$0.00	\$0.00	\$0.00
ST_INS-RECOV	\$553,324.75	\$1,696,675.25	\$0.00	\$0.00	\$0.00	\$0.00
ST_ITS	\$0.00	\$0.00	\$115,000.00	\$0.00	\$0.00	\$0.00
ST_LIGHTING	\$40,000.00	\$0.00	\$0.00	\$0.00	\$0.00	\$0.00
ST_PVMT	\$800,151.45	\$9,537,857.71	\$696,937.63	\$173,865.16	\$0.00	\$0.00
ST_PVMT_LV2	\$0.00	\$2,556,450.00	\$0.00	\$0.00	\$0.00	\$0.00
ST_PVMT_TAP	\$0.00	\$616,311.00	\$0.00	\$0.00	\$0.00	\$0.00
ST_QTR_QTR	\$3,849,757.00	\$0.00	\$0.00	\$0.00	\$0.00	\$0.00
ST_RET_ROW	\$6,855,755.42	\$4,493,932.12	\$0.00	\$0.00	\$0.00	\$0.00
ST_RET_ROW_S	\$0.00	\$3,000,000.00	\$0.00	\$0.00	\$0.00	\$0.00
ST_SAFE_SIDE	\$143,841.09	\$1,107,635.53	\$0.00	\$0.00	\$0.00	\$0.00
ST_SB215	\$29,727,071.91	\$608,253.09	\$0.00	\$0.00	\$0.00	\$0.00
ST_SIGNALS	\$1,738,810.77	\$3,965,316.73	\$256,000.00	\$0.00	\$0.00	\$0.00

<u>Planning Fund</u>	<u>Prior Obligation</u>	<u>TOTAL 2020</u>	<u>TOTAL 2021</u>	<u>TOTAL 2022</u>	<u>TOTAL 2023</u>	<u>Total CD</u>
ST_SIGNL_M&O	\$851,900.70	\$3,803,099.30	\$310,000.00	\$0.00	\$0.00	\$0.00
ST_SPOT_MNT	\$25,484.58	\$346,015.42	\$0.00	\$0.00	\$0.00	\$0.00
ST_SPOT_SFTY	\$34,506.52	\$0.00	\$0.00	\$0.00	\$0.00	\$0.00
ST_T&S_FUND	\$0.00	\$450,000.00	\$0.00	\$0.00	\$0.00	\$0.00
ST_TF_HB2	\$1,547,739.69	\$1,002,260.31	\$0.00	\$0.00	\$0.00	\$0.00
ST_TIF	\$1,110,315,017.86	\$392,575,440.50	\$426,701,582.34	\$311,106,601.51	\$344,937,247.85	\$438,497,344.83
ST_TIF_EXCH	\$9,281,863.75	\$18,451,536.52	\$4,958,007.08	\$0.00	\$0.00	\$0.00
ST_TIF_HB377	\$9,992,502.00	\$0.00	\$0.00	\$0.00	\$0.00	\$0.00
ST_TIF_MATCH	\$295,741.55	\$7,697,006.97	\$0.00	\$0.00	\$0.00	\$0.00
ST_TIF_SB229	\$5,305,024.27	\$0.00	\$0.00	\$0.00	\$0.00	\$0.00
ST_TRANS_SOL	\$960,773.31	\$1,518,479.85	\$863,086.14	\$0.00	\$0.00	\$0.00
ST_TSP_MS4	\$0.00	\$4,223,884.40	\$1,950,000.00	\$0.00	\$0.00	\$0.00
ST_TTIF	\$0.00	\$0.00	\$0.00	\$22,800,000.00	\$0.00	\$4,228,000.00
STP_BRIDGE	\$10,861,300.00	\$12,748,114.13	\$12,250,000.00	\$7,600,000.00	\$7,821,000.00	\$0.00
STP_FLX_ST	\$99,625,836.90	\$75,546,170.30	\$28,380,994.15	\$0.00	\$0.00	\$0.00
STP_HIF_O/L	\$1,962,185.99	\$2,577,523.01	\$0.00	\$0.00	\$0.00	\$0.00
STP_HIF_SL	\$3,421,462.00	\$5,170,858.10	\$0.00	\$0.00	\$0.00	\$0.00
STP_HIF_ST	\$1,285,000.00	\$1,663,405.00	\$0.00	\$0.00	\$0.00	\$0.00

<u>Planning Fund</u>	<u>Prior Obligation</u>	<u>TOTAL 2020</u>	<u>TOTAL 2021</u>	<u>TOTAL 2022</u>	<u>TOTAL 2023</u>	<u>Total CD</u>
STP_RURAL	\$5,031,566.75	\$0.00	\$0.00	\$0.00	\$0.00	\$0.00
STP_URB_O/L	\$18,452,963.84	\$26,608,063.05	\$428,570.00	\$7,201,925.64	\$2,914,316.00	\$25,453,107.95
STP_URB_SL	\$53,970,621.29	\$59,403,478.47	\$17,189,782.01	\$11,532,236.32	\$10,259,958.00	\$49,168,750.00
TAP_FLEX	\$235,000.00	\$60,000.00	\$0.00	\$0.00	\$0.00	\$0.00
TAP_UR_WFRC1	\$0.00	\$150,000.00	\$0.00	\$0.00	\$0.00	\$0.00
TAP_URB_O/L	\$0.00	\$0.00	\$743,462.40	\$360,000.00	\$0.00	\$0.00
TAP_URB_WFRC	\$3,071,288.96	\$4,640,063.13	\$1,599,427.79	\$0.00	\$0.00	\$0.00
UPRR	\$0.00	\$6,909,045.00	\$0.00	\$0.00	\$0.00	\$0.00
UTA_FUNDS	\$25,000.00	\$4,743,139.00	\$68,964,302.00	\$0.00	\$0.00	\$0.00
<u>Total</u>		\$992,672,494.83	\$659,303,864.72	\$414,565,322.74	\$390,038,305.85	\$706,421,746.52

Transit Funding
Programmed within the WFRC Area
FY2020-FY2026

Table 6.1

Planning Fund	Estimated Cost	Prior Obligation	TOTAL 2020	TOTAL 2021	TOTAL 2022	TOTAL 2023	Total CD	Local Share
FTA Section 5307 SL/ WV	\$ 256,915,400	\$ 27,756,507	\$ 28,346,164	\$ 28,629,626	\$ 28,915,922	\$ 30,323,785	\$ 61,560,316	\$ 51,383,080
FTA Section 5307 O/ L	\$ 117,241,325	\$ 12,666,464	\$ 12,935,549	\$ 13,064,905	\$ 13,195,554	\$ 13,838,021	\$ 28,092,567	\$ 23,448,265
FTA 5307_SL/ WV Related Locally Funded Transit Enhancements	\$ 5,138,308	\$ 555,130	\$ 566,924	\$ 572,592	\$ 578,318	\$ 606,476	\$ 1,231,206	\$ 3,082,985
FTA 5307_O/ L Related Locally Funded Transit Enhancements	\$ 2,344,827	\$ 253,330	\$ 258,710	\$ 261,298	\$ 263,912	\$ 276,760	\$ 561,852	\$ 1,406,896
FTA Section 5309 New Starts	\$ 79,000,000	\$ 6,000,000	\$ 0	\$ 46,150,000	\$ 0	\$ 0	\$ 1,500,000	\$ 25,350,000
FTA Section 5337 State of Good Repair	\$ 171,192,841	\$ 17,781,947	\$ 17,781,947	\$ 19,876,550	\$ 20,075,315	\$ 20,276,068	\$ 41,162,446	\$ 34,238,568
FTA Section 5339 Bus and Bus Facilities	\$ 17,981,634	\$ 10,688,719	\$ 3,042,579	\$ 3,121,022	\$ 3,152,233	\$ 3,183,755	\$ 6,559,809	\$ 3,596,327
FTA Section 5310 Sp Needs - Elderly w/Disabilities - Salt Lake\ West Valley Urban Area	\$ 6,809,289	\$ 0	\$ 319,534	\$ 166,158	\$ 169,481	\$ 172,870	\$ 1,424,728	\$ 1,953,970
FTA Section 5310 Sp Needs - Elderly w/Disabilities - Ogden\ Layton Urbanized Area	\$ 3,419,831	\$ 0	\$ 738,206	\$ 383,867	\$ 391,544	\$ 399,375	\$ 822,873	\$ 872,057
Capital Investment Program Discretionary Grants	\$ 75,277,986	\$ 20,998,000	\$ 5,000,000	\$ 0	\$ 0	\$ 0	\$ 0	\$ 54,279,986
Capital Investment Program Local Funds	\$ 328,351,807	\$ 0	\$ 74,179,792	\$ 51,033,700	\$ 33,119,512	\$ 56,003,926	\$ 114,014,877	\$ 328,351,807
Total	\$ 1,063,673,249	\$ 96,700,097	\$ 143,219,405	\$ 169,259,717	\$ 153,861,791	\$ 210,468,556	\$ 762,952,677	\$ 797,603,822

Performance Measures

The Moving Ahead for Progress in the 21st Century Act (MAP-21), signed into law in 2012, included several provisions that collectively are transforming the Federal surface transportation program to be focused on the achievement of performance outcomes.

The Fixing America's Surface Transportation (FAST) Act, signed in 2015, built on the MAP-21 changes and provided long-term funding certainty for surface transportation infrastructure planning and investment.

2021-2026 TRANSPORTATION IMPROVEMENT PROGRAM (TIP) PROJECTS

For the

WASATCH FRONT REGIONAL COUNCIL (WFRC) AREA

On a continuing, cooperative, and comprehensive (“3-C”) planning process, Wasatch Front Regional Council, the Utah Department of Transportation (UDOT), Utah Transit Authority (UTA), and the Local Governments work together to identify projects that will build and improve the transportation systems along the Wasatch Front.

Usually each project that is reviewed and approved into the Transportation Improvement Program accomplishes multiple improvements.

Project improvements are not audited individually but holistically recognized as the entire system improves and goals are acknowledged through reduced accidents, improved mobility, longer lasting facilities, and air quality, etc..

The current projects, programmed in one of the three transportation programs (Surface Transportation Program (STP), Congestion Mitigation/ Air Quality (CMAQ), and Transportation Alternatives Program (TAP) that WFRC is responsible for, have been prioritized in one of following performance measures and example of various projects are listed on the following pages.

1	Pavement Condition; Improve and Maintain Existing Pavement and Transportation Investments (Asset Management).
2	Mobility and System Reliability; An efficient, reliable, and well-connected transportation system for moving people and goods.
3	Operation and System Management; Maintain and improve the performance of the exiting transportation system.
4	Safety; A safe and secure transportation system.
5	Environmental Sustainability; A transportation system that enhances the natural, cultural, and built environment.
6	Livability and Travel Choice; A multimodal system that provides travel options to support a livable urban environment.
7	Economic Vitality; A transportation system that supports economic vitality for residents and businesses.
8	Funding and Cost Effectiveness; Collaboration in funding transportation projects tha maximizes user benefits

STP Program				CMAQ Program			TAP Program		
Performance Measure	Number of Projects	Project Funding			Number of Projects	Project Funding		Number of Projects	Amount
PM 1	1	9.7	\$ 39,037,588	1	0.7	\$ 991,711	1	1.7	\$ 279,551
PM 2	2	34.0	\$ 100,529,304	2	15.7	\$ 24,394,651	2	10.0	\$ 3,105,491
PM 2	3	14.7	\$ 46,518,098	3	16.3	\$ 27,087,318	3	5.3	\$ 842,425
PM 3	4	18.0	\$ 49,813,688	4	7.7	\$ 10,595,511	4	13.7	\$ 3,601,315
	5	3.0	\$ 7,233,131	5	21.3	\$ 28,874,193	5	2.0	\$ 685,297
	6	33.0	\$ 100,165,249	6	16.0	\$ 19,766,157	6	16.0	\$ 4,143,073
PM 2	7	15.0	\$ 54,014,835	7	3.0	\$ 3,659,956	7	0.3	\$ 11,066
	8	1.7	\$ 3,658,826	8	2.3	\$ 1,496,107	8	0.0	\$ 0
Totals	129		\$ 400,970,720	Totals	83	\$ 116,865,604	Totals	49	\$ 12,668,218

Performance Measures for the Wasatch Front Regional Council (WFRC)
2021-2026 Transportation Improvement Program (TIP)

Performance Measure 1

Maintenance; Improve and Maintain Existing Pavement and Transportation Investments (Asset Management).

**** Note **** Wasatch Front Requires the Jurisdiction to Schedule and Perform Regular Manintenance Proceedures

Estimated Number of Contributing Projects	31	Total Project Amount of Funds Programmed	\$ 114,629,985	
--	-----------	---	-----------------------	--

Project Name	PIN	Project Description	Estimated Project Cost	Funds Programmed	Funding Type	Year
4700 South; 4000 West to 5600 West	11085	Reconstruct with minor widening, improvements to Drainage, Curb, Gutter and Sidewalk	\$ 16,367,300	\$ 14,175,040	STP	21-23
1300 East/ Richmond; 2100 South to Southern City Boundary	16924	Reconstruct with improvements to Drainage, Curb, Gutter, Sidewalk, and Shoulder	\$ 4,975,600	\$ 4,300,000	STP	2024
500 West; 3300 South to 3900 South	14034	Reconstruction with minor widening including; improvements to Drainage, Curb, Gutter and Sidewalk	\$ 7,718,985	\$ 5,000,000	STP	21-22
UTA Locomotive Rebuild	16939	Rebuild locomotive prime mover engines to EPA's standard of Tier 1+	\$ 1,400,000	\$ 870,000	CMAQ	2021
900 East; 3900 South to 4500 South	15911	Reconstruct and Widen to include center turn lane, curb, gutter, sidewalk, and shoulders	\$ 6,970,135	\$ 6,311,797	STP	21-22
5500 West; 5500 South (SR-97) to Weber/ Davis County Line	18811	Reconstruct/ Widen with minor improvements to Drainage, Curb, Gutter, Sidewalk, and Bike Lanes.	\$ 2,471,100	\$ 1,846,980	STP	2026
Main Street; Center Street to 350 North	16937	Reconstruct with minor improvements to Drainage, Curb, Gutter and Sidewalk	\$ 1,312,200	\$ 1,223,364	STP	2022
40th Street & Chimes View from Riverdale Road to Washington Blvd	16936	Reconstruct with minor widening, improvements to Drainage, Curb, Gutter and Sidewalk	\$ 4,745,200	\$ 4,000,000	STP	23-24
Update Bike Cars on FrontRunner	15928	This project will install new bike racks on 10 of UTA's 16 FrontRunner bike cars.	\$ 194,800	\$ 181,612	TAP	20-21
2200 West; 9400 South to 11400 South (was 10400 South)	14040	Reconstruction with minor widening including; improvements to Drainage, Curb, Gutter and Sidewalk	\$ 8,505,902	\$ 6,531,602	STP	20-21

Performance Measure 2

Mobility and System Reliability; An efficient, reliable, and well-connected transportation system for moving people and goods *and*
Operation and System Management; Maintain and improve the performance of the exiting transportation system.

**** Note ****

Estimated Number of Contributing Projects	135	Total Amount of Funds Programmed	\$ 327,717,368			
Project Name	PIN	Project Description	Estimated Project Cost	Funds Programmed	Funding Type	Year
5300 South & College Drive Intersection Improvements	15921	Dual left-turn lanes SB & WB and dedicated right-turn WB direction.	\$ 1,842,400	\$ 1,694,362	CMAQ	2022
On Route Electric Bus Charging Infrastructure - Ogden/ Layton UA	18829	Construct electric charging station for 10 electric buses.	\$ 1,500,000	\$ 1,398,450	CMAQ	2026
Salt Lake County Bicycle Counters	15929	This project will place automatic counters at strategic locations around Salt Lake County to begin collecting vital user data.	\$ 300,000	\$ 200,000	TAP	2021
Parrish Lane (SR-105) 400 West Intersection	15917	Add turn lanes and storage lanes to reduce delay and improve safety.	\$ 1,904,300	\$ 1,780,040	CMAQ	2023
Redwood Road; 4100 South to 5400 South	11082	Traffic Flow and Access Management and Safety Improvements	\$ 13,767,800	\$ 12,159,548	STP & HIFP	21-22
Monroe and 90th Street (SR-209)	16921	Intersection Improvements - dual left turns in all directions	\$ 10,317,172	\$ 4,200,000	STIP	20-21
Connected Vehicle Deployment	14050	Install roadside communication devices and connect to fiber communications along Bangerter Hwy	\$ 1,072,800	\$ 1,000,171	CMAQ	2021
WDC Connector; West Davis Corridor to Shepard Lane & I-15	16935	New Construction	\$ 10,833,600	\$ 4,300,000	STP	2022
Utah & Salt Lake Canal Trail; MVC Trail to 6400 West	15925	Project extends the UTSL Canal Trail to 6400 West, improving access to the regional trail network.	\$ 291,000	\$ 271,299	TAP	2021
450 East/ 400 East; 2600 North to Elberta Drive	14842	Widen existing roadway from 3-lane to 5-lane including improvements to Curb, Gutter, and Sidewalks	\$ 5,370,300	\$ 4,600,000	STP	20-21

Performance Measure 3

Safety and Security; A safe and secure transportation system.

**** Note ****

Estimated Number of Contributing Projects	30	Total Amount of Funds Programmed		\$ 10,723,378		
Project Name	PIN	Project Description	Estimated Project Cost	Funds Programmed	Funding Type	Year
1300 West & White Peach Drive (11170 South)	18821	Install a Signal at the T-intersection	\$ 460,800	\$ 429,604	STP	2023
300 North & 500 West	14932	New Construction - Pedestrian/ Bicycle Railroad Overpass	\$ 5,462,000	\$ 2,500,000	STP	2021
Bacchus Highway (SR-111); 10200 South to 10700 South	17836	Reconstruct existing roadway and improve the vertical curve to increase site distance	\$ 2,301,300	\$ 2,145,502	STP	2025
9270 South & State Street; 150 East to State Street	13114	Intersection Improvements and Signal Installation	\$ 7,332,000	\$ 6,796,554	STP	20-21
14600 South; Railroad Bridge to Redwood Road	16943	Construct Sidewalk and Bike lanes	\$ 1,142,000	\$ 1,064,687	CMAQ	2024
2810 South at 8000 West Realignment	15912	Realign intersections to improve safety and connectivity and relocate a midblock school crossing to the new realignment.	\$ 2,000,900	\$ 1,203,189	STP	2023
US-89 & Skyline Drive Intersection	16945	Intersection Improvements with additional storage to minimize stacking and blocking cross streets	\$ 2,515,600	\$ 1,400,000	CMAQ	2024
3500 South (SR-171) Sidewalk Improvements	18833	Construct missing sidewalk from 6000 West to 8400 West	\$ 2,054,100	\$ 500,000	CMAQ	2022
Bengal Blvd & 2300 East Round-About	12000	Intersection Improvements Construction of a Round-about	\$ 2,847,796	\$ 2,655,000	CMAQ	20-21
20th & Lincoln Traffic Signal	17865	Intersection, Bike & Ped Improvements	\$ 407,100	\$ 239,000	TAP	2021

Surface Transportation Program (STP) Funded Projects

2021-2026
**TRANSPORTATION
IMPROVEMENT PROGRAM (TIP)
PROJECTS**

For the

**WASATCH FRONT REGIONAL
COUNCIL (WFRC) AREA**

Surface Transportation Program (STP)
2021-2026 Transportation Improvement Program (TIP)

Print Date: 31-Aug-20												Amount Obligated	Current Federal Fiscal Year	New Project/ Additional Funds		
County	Sponsor	Route	Project Number	PIN	Project Information	Year Added to TIP	Estimated Total Project Cost	Original Funds Programmed	Total Amount Obligated	Current Federal Fiscal Year (FFY) 2020	Estimated Funding and Phasing (Federal Fiscal Year)				Concept Development	
					Location/ Limits					Concept/ Type of Improvement	2020	2021	2022	2023	2024	2025
SALT LAKE/ WEST VALLEY URBAN AREA																
Salt Lake	Bluffdale		F-LC35(241)	11986	Porter Rockwell Blvd (Fifth Segment); Redwood Road to 0.46 miles east	New Construction	2013	\$ 6,266,378	\$ 5,236,150	\$ 5,842,144	\$ -	\$ -	\$ -	\$ -	\$ -	
Salt Lake	Bluffdale	Var	F-LC35 (249)	13112	Porter Rockwell Blvd (Forth Segment); East Jordan Canal and 15800 South to 0.5 miles east	New Construction	2014	\$ 6,474,700	\$ 6,036,363	\$ 9,047,363	\$ -	\$ -	\$ -	\$ -	\$ -	
Salt Lake	Bluffdale		NEWPROJ()	16929	14600 South Railroad Bridge	Engineering study of alternatives to replace/ improve existing one-lane railroad crossing	2018	\$ 128,600	\$ 119,894	\$ -	\$ -	\$ 119,894	\$ -	\$ -	\$ -	
Salt Lake	Cottonwood Heights	2116	F-LC35(202)	8110	Fort Union Boulevard and Highland Drive Intersection	Intersection Improvements	2009	\$ 6,626,000	\$ 5,893,000	\$ 5,173,180	\$ 720,324	\$ -	\$ -	\$ -	\$ -	
Salt Lake	Cottonwood Heights		F-2082 (11)11	8110	Highland Drive & I-215 ; I-215 Westbound On-Ramp to La Cresta	Provide a right turn only lane for southbound Highland Dr west onto La Cresta and on-ramp for WB I-215	2010	\$ -	\$ -	\$ -	\$ -	\$ -	\$ -	\$ -	\$ -	
Salt Lake	Cottonwood Heights	Var	NEWPROJ()	15907	Creek Road & Highland Drive Intersection	8072 South to 8340 South	2017	\$ 2,771,100	\$ 2,403,497	\$ -	\$ -	\$ -	\$ -	\$ 2,403,497	\$ -	
Salt Lake	Draper		F-R299(141)	10011	13800 South; Bangerter Hwy to 300 East	Widen Intersection to Accommodate two through lanes and dual left turn lanes	2011	\$ 4,220,000	\$ 3,776,000	\$ 3,681,214	\$ 10,661	\$ -	\$ -	\$ -	\$ -	
Salt Lake	Draper		NEWPROJ()	16923	1300 East; Wayne's World to Nashi Lane	Reconstruct and Widen to include center turn lane, curb, gutter, sidewalk, and shoulders	2018	\$ 3,600,000	\$ 3,270,000	\$ -	\$ 300,000	\$ -	\$ -	\$ -	\$ 2,970,000	\$ -
Salt Lake	Draper	Var	New Project - 004()	17807	Lone Peak Parkway; 12650 South to 12300 South	Roadway Realignment & Widening, Including Bike Lanes, Shoulders, Curb, Gutter, and Sidewalk	2019	\$ 5,140,000	\$ 3,980,000	\$ -	\$ -	\$ -	\$ -	\$ 350,000	\$ -	\$ 3,630,000
Salt Lake	Herriman		NEWPROJ()	14937	Herriman Parkway; 6400 West to 6800 West	New Construction - 5-lane facility with shoulders, curb, gutter, and sidewalks	2016	\$ 5,364,600	\$ 2,000,000	\$ 2,000,000	\$ -	\$ -	\$ -	\$ -	\$ -	
Salt Lake	Holladay		NEWPROJ()	14041	Highland Drive; Spring Lane to Fardown Avenue	Phase I Highland Drive Corridor Renovation	2015	\$ 2,459,100	\$ 2,243,673	\$ 400,801	\$ 1,842,871	\$ -	\$ -	\$ -	\$ -	
Salt Lake	Holladay		NEWPROJ()	14828	Highland Drive; Arbor Lane to Van Winkle Expressway	Study to Address Traffic Volumes, Expanded Transit Service, Increase Bicycle & Pedestrian use and safety	2016	\$ 183,800	\$ 171,357	\$ -	\$ -	\$ 171,357	\$ -	\$ -	\$ -	
Salt Lake	Magna	Var	NEWPROJ()	15912	2810 South at 8000 West Realignment	Realign intersections to improve safety and connectivity and relocate a midblock school crossing to the new realignment.	2017	\$ 2,000,900	\$ 1,203,189	\$ -	\$ -	\$ -	\$ -	\$ 1,203,189	\$ -	
Salt Lake	Magna		NEWPROJ()	16928	8000 West; 2600 South to 3100 South	Construct sidewalk, curb, gutter, and shoulder improvements on the west side	2018	\$ 1,346,700	\$ 1,255,528	\$ -	\$ -	\$ -	\$ -	\$ -	\$ 1,255,528	\$ -
Salt Lake	Midvale/ UDOT	Var	New Project - 009()	17841	7200 South and 300 West	Intersection and Signal Improvements	2019	\$ 323,000	\$ 287,148	\$ -	\$ -	\$ 287,148	\$ -	\$ -	\$ -	
Salt Lake	Millcreek	Var	NEWPROJ()	15911	900 East; 3900 South to 4500 South	Reconstruct w/ improvements to curb, gutter, sidewalk, ADA ramps, bicycle facilities, lighting and utility pole relocations.	2017	\$ 4,358,700	\$ 3,783,866	\$ -	\$ -	\$ 1,527,931	\$ 4,783,866	\$ -	\$ -	\$ -
Salt Lake	Millcreek		NEWPROJ()	16930	3900 South; 2300 East to Wasatch Blvd	Reconstruct and Widen to include center turn lane, curb, gutter, sidewalk, and shoulders	2018	\$ 8,652,500	\$ 4,000,000	\$ 1,407,773	\$ 2,592,227	\$ -	\$ -	\$ -	\$ -	
Salt Lake	Murray		F-LC35(242)	11987	Vine Street; 900 East to 1300 East	Reconstruct with minor widening, also Drainage, Curb, Gutter and Sidewalk	2013	\$ 5,081,000	\$ 4,000,000	\$ 4,000,001	\$ -	\$ -	\$ -	\$ -	\$ -	
Salt Lake	Murray		NEWPROJ()	14923	Vine Street; 1300 East to Van Winkle Expressway	Reconstruction with minor widening including; improvements to Drainage, Curb, Gutter and Sidewalk	2016	\$ 5,641,700	\$ 4,500,000	\$ -	\$ -	\$ -	\$ 4,500,000	\$ -	\$ -	
Salt Lake	Murray	Var	New Project - 007()	17838	Winchester and 700 West	Intersection and Pedestrian Improvements	2019	\$ 2,753,900	\$ 2,567,461	\$ -	\$ -	\$ -	\$ -	\$ -	\$ -	\$ 2,567,461
Salt Lake	Riverton	Var	NEWPROJ()	15913	4150 West; 12600 South to 13400 South	Construct a 4-lane concrete street with center running trax corridor, bike lanes, pedestrian trails or sidewalks, and traffic signals.	2017	\$ 17,712,800	\$ 5,500,000	\$ -	\$ 6,250,000	\$ -	\$ -	\$ -	\$ -	
Salt Lake	Salt Lake City		F-2076(1)	11083	1300 East; 1300 South to 2100 South	Reconstruction with minor improvements to Drainage, Curb, Gutter and Sidewalk	2012	\$ 11,099,000	\$ 6,426,097	\$ 6,401,834	\$ 370,000	\$ -	\$ -	\$ -	\$ -	

Surface Transportation Program (STP)

2021-2026 Transportation Improvement Program (TIP)

Print Date: 31-Aug-20

Amount Obligated

Current Federal Fiscal Year

**New Project/
Additional Funds**

Print Date: 31-Aug-20												Amount Obligated	Current Federal Fiscal Year	New Project/ Additional Funds		
County	Sponsor	Route	Project Number	PIN	Project Information	Year Added to TIP	Estimated Total Project Cost	Original Funds Programmed	Total Amount Obligated	Current Federal Fiscal Year (FFY) 2020	Estimated Funding and Phasing (Federal Fiscal Year)				Concept Development	
		Location/ Limits			Concept/ Type of Improvement					2020	2021	2022	2023	2024	2025	2026
Salt Lake	Salt Lake City		Transfer to FTA	14932	300 North & 500 West	New Construction - Pedestrian/ Bicycle Railroad Overpass	2016	\$ 5,462,000	\$ 2,500,000	\$ 2,500,000	\$ -	\$ -	\$ -	\$ -	\$ -	
Salt Lake	Salt Lake City	Var	NEWPROJ()	15908	1300 East; 2100 South to Highland Drive	Pavement Rehabilitation including curb, gutter, and pedestrain improvements	2017	\$ 3,901,300	\$ 3,548,613	\$ -	\$ -	\$ -	\$ -	\$ 1,548,613	\$ 2,000,000	\$ -
Salt Lake	Salt Lake City		NEWPROJ()	16924	1300 East/ Richmond; 2100 South to Southern City Boundary	Reconstruct with improvements to Drainage, Curb, Gutter, Sidewalk, and Shoulder	2018	\$ 4,975,600	\$ 4,300,000	\$ -	\$ -	\$ -	\$ -	\$ -	\$ 4,300,000	\$ -
Salt Lake	Salt Lake County	Var	NEWPROJ()	14036	Salt Lake County Area Signal Detection Upgrade	Improve Signal Detection and Coordination by ITS Measures	2015	\$ 3,657,400	\$ 2,000,000	\$ 302,998	\$ 1,697,002	\$ -	\$ -	\$ -	\$ -	\$ -
Salt Lake	Salt Lake County	Var	NEWPROJ()	14036	Salt Lake County Area Signal Detection Upgrade	Improve Signal Detection and Coordination by ITS Measures	2015	\$ 3,657,400	\$ 1,409,794	\$ 102,374	\$ -	\$ 1,409,794	\$ -	\$ -	\$ -	\$ -
Salt Lake	Salt Lake County/ West Valley/ Kearns		F-2240(2)0	11085	4700 South; 4000 West to 5600 West	Reconstruct with minor widening, improvements to Drainage, Curb, Gutter and Sidewalk	2012	\$ 16,367,300	\$ 14,175,040	\$ 1,864,600	\$ 2,510,440	\$ 3,000,000	\$ 3,400,000	\$ 3,400,000	\$ -	\$ -
Salt Lake	Sandy	89	F-0089 (392)0	13114	9270 South & State Street; 150 East to State Street	Intersection Improvements and Signal Installation	2014	\$ 7,332,000	\$ 6,796,554	\$ 573,365	\$ 6,223,189	\$ -	\$ -	\$ -	\$ -	\$ -
Salt Lake	Sandy	SR-209	NEWPROJ()	16921	Monroe and 90th Street (SR-209)	Intersection Improvements - dual left turns in all directions	2018	\$ 6,145,100	\$ 4,200,000	\$ 2,565,585	\$ 1,634,415	\$ -	\$ -	\$ -	\$ -	\$ -
Salt Lake	Sandy & Draper Cities		NEWPROJ()	14035	Highland Drive EIS	Environmental Study to determine Project Purpose and Needs	2015	\$ 4,680,000	\$ 4,300,000	\$ -	\$ -	\$ -	\$ -	\$ 2,300,000	\$ 2,000,000	
Salt Lake	South Jordan	Var	F-LC35 (252)	13116	3200 West; 10431 South to 10600 South	Reconstruct with minor widening, improvements to Drainage, Curb, Gutter and Sidewalk	2014	\$ 1,396,200	\$ 1,000,000	\$ 999,999	\$ -	\$ -	\$ -	\$ -	\$ -	\$ -
Salt Lake	South Jordan		NEWPROJ()	14040	2200 West; 9400 South to 11400 South (was 10400 South)	Reconstruction with minor widening including; improvements to Drainage, Curb, Gutter and Sidewalk	2015	\$ 4,505,900	\$ 4,200,851	\$ 3,276,721	\$ 1,823,660	\$ 1,431,221	\$ -	\$ -	\$ -	\$ -
Salt Lake	South Jordan	Var	NEWPROJ()	15910	2700 West; 10000 South to 10200 South	Reconstruction with minor widening to 3-lanes; including improvements to Curb, Gutter, Sidewalk, Parkstrips, Shoulders, and Streetlights	2017	\$ 953,200	\$ 777,788	\$ -	\$ -	\$ -	\$ -	\$ 777,788	\$ -	\$ -
Salt Lake	South Jordan	Var	NEWPROJ()	15914	Riverfront Parkway; 11050 South 11400 South	Widen from 3 to 5 lanes including curb, gutter, sidewalk, park strip, intersection improvements, and necessary street lights.	2017	\$ 1,840,900	\$ 1,632,271	\$ -	\$ -	\$ -	\$ -	\$ 1,632,271	\$ -	\$ -
Salt Lake	South Jordan	Var	New Project - 005()	17836	Bacchus Highway (SR-111); 10200 South to 10700 South	Reconstruct existing roadway and improve the vertical curve to increase site distance	2019	\$ 2,301,300	\$ 2,145,502	\$ -	\$ -	\$ -	\$ -	\$ -	\$ -	\$ 2,145,502
Salt Lake	South Salt Lake		NEWPROJ()	14034	500 West; 3300 South to 3900 South	Reconstruction with minor widening including; improvements to Drainage, Curb, Gutter and Sidewalk	2015	\$ 7,718,985	\$ 5,000,000	\$ -	\$ 2,000,000	\$ 3,000,000	\$ -	\$ -	\$ -	\$ -
Salt Lake	South Salt Lake		NEWPROJ()	16925	700 West; 3300 South to Carlisle Avenue (3655 South)	Reconstruct and widen to include center turn lane, curb, gutter, sidewalk, and shoulders	2018	\$ 6,571,575	\$ 4,000,000	\$ -	\$ -	\$ -	\$ -	\$ -	\$ 2,000,000	\$ 2,000,000
Salt Lake	South Salt Lake/ UDOT	Var	New Project - 006()	17837	3300 South and 900 West	Pedestrian and Signal Improvement Projects	2019	\$ 840,000	\$ 783,132	\$ -	\$ -	\$ 783,132	\$ -	\$ -	\$ -	\$ -
Salt Lake	Taylorsville		F-0068 (73)52	11082	Redwood Road; 4100 South to 5400 South	Access Management and Safety Improvements	2012	\$ 13,767,800	\$ 12,159,548	\$ 1,864,600	\$ 5,474,158	\$ -	\$ -	\$ -	\$ -	\$ -
Salt Lake	Taylorsville		F-0068 (73)52	11082	Redwood Road; 4100 South to 5400 South	Access Management and Safety Improvements	2012	\$ -	\$ 4,820,791	\$ -	\$ 4,820,791	\$ -	\$ -	\$ -	\$ -	\$ -
Salt Lake	Taylorsville		NEWPROJ()	11082	1780 BRT Connector Road; Bruin Blvd to 4700 S Proj combined to PIN 11082 (Redwood Rd) was PIN 16931	New Construction including curb, gutter, sidewalk, and shoulder improvements	2018	\$ -	\$ -	\$ -	\$ -	\$ -	\$ -	\$ -	\$ -	\$ -
Salt Lake	Taylorsville	Var	NEWPROJ()	17953	I-215 Frontage Road; 4100 South to 4700 South	New Construction of Frontage Road and connectors to 2700 West	2017	\$ 8,845,569	\$ 3,000,000	\$ -	\$ -	\$ -	\$ -	\$ 3,000,000	\$ -	\$ -

Surface Transportation Program (STP)

2021-2026 Transportation Improvement Program (TIP)

Print Date: 31-Aug-20

Amount Obligated

**Current Federal
Fiscal Year**

**New Project/
Additional Funds**

County	Sponsor	Route	Project Number	PIN	Project Information	Year Added to TIP	Estimated Total Project Cost	Original Funds Programmed	Total Amount Obligated	Current Federal Fiscal Year (FFY) 2020	Estimated Funding and Phasing (Federal Fiscal Year)				Concept Development		
		Location/ Limits			Concept/ Type of Improvement					2020	2021	2022	2023	2024	2025	2026	
Salt Lake	Taylorsville/ UDOT	Var	New Project - 008()	17840	5400 South and 1900 West	Intersection and Signal Improvements	2019	\$ 406,500	\$ 364,995	\$ -	\$ -	\$ 364,995	\$ -	\$ -	\$ -	\$ -	
Salt Lake	UTA		Newproject-0027()	8599	Transit Oriented Development (TOD) @ 10000 South TRAX Station	Replace 11 acres of surface parking with two parking structures	2010	\$ 13,500,000	\$ 2,000,000	\$ 2,000,000	\$ -	\$ -	\$ -	\$ -	\$ -	\$ -	
Salt Lake	UTA		Transfer to FTA	11984	Salt Lake Central Bus Maintenance Facility	Relocate, Replace, and Expand the Bus Maintenance Facility	2013	\$ 56,400,000	\$ 3,000,000	\$ 3,000,000		\$ -	\$ -	\$ -	\$ -	\$ -	
Salt Lake	UTA		Transfer to FTA	16932	University of Utah Hospital Stop Expansion	Extend the bus bays to allow more buses to serve the area simultaneously	2018	\$ 399,400	\$ 372,361	\$ 372,361	\$ -	\$ -	\$ -	\$ -	\$ -	\$ -	
Salt Lake	West Jordan		F-R299(139)	10009	5600 West; 7800 South to 8600 South	New Construction and Widening	2011	\$ 5,378,000	\$ 4,666,000	\$ 4,682,928	\$ -	\$ -	\$ -	\$ -	\$ -	\$ -	
Salt Lake	West Jordan		NEWPROJ()	14830	7800 South; Mountain View Corridor to SR-111	Widen from 2-Lane to 5-Lane with Shoulders, Curb, Gutter, and Sidewalk	2016	\$ 5,202,500	\$ 2,400,000	\$ -	\$ -	\$ 1,200,000	\$ 1,200,000	\$ -	\$ -	\$ -	
Salt Lake	West Jordan	Var	NEWPROJ()	15936	8600 South; 5600 West to 6000 West	Construct a bridge over Mountain View Corridor	2017	\$ 12,000,000	\$ 1,700,000	\$ -	\$ -	\$ -	\$ -	\$ -	\$ -	\$ -	
Salt Lake	West Jordan		NEWPROJ()	16922	7000 South; 1300 West to Bangerter Hwy (SR-154)	Environmental Impact Statement (EIS)	2018	\$ 2,000,000	\$ 1,000,000	\$ -	\$ -	\$ -	\$ -	\$ -	\$ 500,000	\$ 500,000	
Salt Lake	West Jordan		NEWPROJ()	16927	7000 South & 1500 West	Construct Pedestrian Bridge	2018	\$ 1,608,900	\$ 1,499,977	\$ -	\$ -	\$ 1,499,977	\$ -	\$ -	\$ -	\$ -	
Salt Lake	West Jordan/ UDOT		NEWPROJ()	14039	1300 West; 6600 South to 9400 South	Widen to include; Center Turn-lane, Right Turn-lanes and Bike Lanes	2015	\$ 11,442,800	\$ 7,000,000	\$ 755,163	\$ 744,837	\$ -	\$ 1,800,000	\$ 3,700,000	\$ 500,000	\$ 2,200,000	\$ 2,800,000
Salt Lake	West Valley City		Newproject-004()	8557	6200 South; 6100 West to SR-111	New Construction	2010	\$ 6,655,000	\$ 5,463,000	\$ 4,935,176	\$ -	\$ -	\$ -	\$ -	\$ -	\$ -	
Salt Lake	West Valley City	Var	F-LC35 (253)	14831	4100 South; Bangerter Highway to 5460 West	Roadway Reconstruction with improvements to Curb, Gutter, and Sidewalk were necessary	2016	\$ 5,558,600	#REF!	\$ 7,806,221	\$ -	\$ -	\$ -	\$ -	\$ -	\$ -	
Salt Lake	West Valley City	Var	F-LC35 (253)	14831	4100 South; Bangerter Highway to 5460 West	Roadway Reconstruction with improvements to Curb, Gutter, and Sidewalk were necessary	2016	\$ 3,421,462	\$ 3,421,462	\$ 3,421,462	\$ -	\$ -	\$ -	\$ -	\$ -	\$ -	
Salt Lake	West Valley City	Var	New Project - 003()	17806	Parkway Blvd (2700 So); Mountain View Corridor to 6400 West	Roadway Widening, Including Bike Lanes, Shoulders, Curb, Gutter, and Sidewalk	2019	\$ 5,767,800	\$ 5,300,000	\$ -	\$ -	\$ -	\$ -	\$ -	\$ -	\$ 5,300,000	\$ -
Salt Lake	WFRC	Var	F-R299(50)	16849	Project Planning Support - Salt Lake County	Planning - Urban Transportation	2003	\$ 2,018,867	\$ 2,680,816	\$ 4,060,750	\$ 1,258,106	\$ 1,017,933	\$ 1,038,720	\$ 735,132	\$ 757,186	\$ 779,902	\$ 803,299
Salt Lake	WFRC	Var	F-R299(50)	11985	Transportation and Landuse Connections (TLC) - Salt Lake County	Local Planning Assistance	2003	\$ 429,046	\$ 260,000	\$ 2,637,146	\$ -	\$ 583,430	\$ 600,933	\$ 618,961	\$ 637,530	\$ 656,656	\$ 676,355
Salt Lake	Cottonwood Heights	Bengal Blvd	Newproject-001(2020)	18816	Bengal Boulevard & Highland Drive Intersection	Intersection Improvements - Turning movements & Bike Lanes	2020	\$ 1,657,000	\$ 1,544,821		\$ -	\$ -	\$ -	\$ -	\$ -	\$ -	\$ 1,544,821
Salt Lake	UTA	Var	Newproject-002(2020)	18817	UTA - On-Board Technology System	Develop & Maintain a New Controlling Data System for Route Efficiency, Vehicle Monitoring & Dispatching	2020	\$ 5,000,000	\$ 500,000		\$ -	\$ -	\$ -	\$ -	\$ 500,000	\$ -	\$ -
Salt Lake	UDOT TOC	Var	Newproject-003(2020)	18818	Traffic Signal Priority/Preemption for Transit, Freight, and Snow Plows	(1) SR-172 (5600 W) from Amelia Earhart Dr to 3500 South (2) SR-71 (12300 S & 700 E) from Bangerter Hwy to 400 South (3) U-111 (Bacchus Hwy) from SR-201 to New Bingham Hwy	2020	\$ 690,000	\$ 643,287		\$ -	\$ -	\$ -	\$ -	\$ 643,287	\$ -	\$ -

Surface Transportation Program (STP)

2021-2026 Transportation Improvement Program (TIP)

Print Date: 31-Aug-20

Amount Obligated

**Current Federal
Fiscal Year**

**New Project/
Additional Funds**

County	Sponsor	Route	Project Number	PIN	Project Information	Year Added to TIP	Estimated Total Project Cost	Original Funds Programmed	Total Amount Obligated	Current Federal Fiscal Year (FFY) 2020	Estimated Funding and Phasing (Federal Fiscal Year)					Concept Development	
					Location/ Limits					Concept/ Type of Improvement	2020	2021	2022	2023	2024	2025	2026
Salt Lake	UTA	Var	Newproject-004(2020)	18819	Traffic Signal Priority/Preemption Equipment for Additional Transit Vehicles	(1) SR-172 (5600 W) from Amelia Earhart Dr to 3500 South (2) SR-71 (12300 S & 700 E) from Bangerter Hwy to 400 South (3) U-111 (Bacchus Hwy) from SR-201 to New Bingham Hwy	2020	\$ 225,000	\$ 237,736		\$ -	\$ -	\$ -	\$ -	\$ 237,736	\$ -	\$ -
Salt Lake	South Salt Lake	700 West	Newproject-005(2020)	18820	700 West Reconstruction Phase II; Carlisle Street to 3900 South	Reconstruct with Minor Widening Including Bike Lanes, Shoulders, Curb, Gutter, and Sidewalk	2020	\$ 4,908,805	\$ 4,200,000		\$ -	\$ -	\$ -	\$ -	\$ -	\$ -	\$ 4,200,000
Salt Lake	South Jordan	1300 West	Newproject-006(2020)	18821	1300 West & White Peach Drive (11170 South)	Install a Signal at the T-intersection	2020	\$ 460,800	\$ 429,604		\$ -	\$ -	\$ -	\$ 429,604	\$ -	\$ -	\$ -
Salt Lake	Draper	Fort Street	Newproject-007(2020)	18822	Fort Street; Pioneer Road to 13200 South	Reconstruct & Minor Widening, including Shoulder, Curb, Gutter, Sidewalk, Parkstrips, and Bike Lanes	2020	\$ 4,451,100	\$ 3,234,467		\$ -	\$ -	\$ -	\$ -	\$ -	\$ -	\$ 3,234,467
Salt Lake	West Valley City	3650 South	Newproject-008(2020)	18823	3650 South; 2700 West to 3200 West	Reconstruct & Minor Widening, including Shoulder, Curb, Gutter, Sidewalk, Parkstrips, and Bike Lanes	2020	\$ 5,869,100	\$ 2,570,000		\$ -	\$ -	\$ -	\$ -	\$ -	\$ -	\$ 2,570,000
Salt Lake	West Jordan	9000 South	Newproject-009(2020)	18824	9000 South; New Bingham Highway to SR-111	New Construction of a 5-lane facility with shoulders, curb, gutter, parkstrip, and sidewalk	2020	\$ 15,174,900	\$ 3,000,000		\$ -	\$ -	\$ -	\$ -	\$ -	\$ -	\$ 3,000,000
Salt Lake	UDOT	SR-68	Newproject-010(2020)	18825	Redwood Road (SR-68); 6200 South to I-215	Add an additional NB lane on Redwood Rd, Including option/entrance lanes at both EB and WB On-Ramps and CFI features on the east and south legs of the 6200 So intersection.	2020	\$ 9,858,600	\$ 1,000,000		\$ -	\$ -	\$ 1,000,000	\$ -	\$ -	\$ -	\$ -
Salt Lake	Magna	8000 West	Newproject-011(2020)	18826	8000 West; SR-201 to 3100 South	Reconstruct & Minor Widening, including Shoulder, Curb, Gutter, Sidewalk, Parkstrips, and Bike Lanes	2020	\$ 2,679,000	\$ 2,497,632		\$ -	\$ -	\$ -	\$ -	\$ 1,000,000	\$ 1,497,632	\$ -
Salt Lake	Millcreek	3800 South	Newproject-012(2020)	18827	3800 South Skyline HS; Virginia Way to Birch Drive	Reconstruct with operational Improvements with turning restrictions and construction of a roundabout to increase safety	2020	\$ 2,082,000	\$ 1,801,204		\$ -	\$ -	\$ 1,801,204	\$ -	\$ -	\$ -	\$ -
Salt Lake	Salt Lake City	Transit	Newproject-013(2020)	17850	Westside Multimodal Transit Hub; North Temple Area between 900 West & Redwood Road	Construct a new intermodal center/ bus hub to connect TRAX Green Line to bus routes and alternative transportation	2020	\$ 3,936,600	\$ 2,270,092		\$ -	\$ -	\$ -	\$ -	\$ -	\$ -	\$ 2,270,092

Surface Transportation Program (STP)

2021-2026 Transportation Improvement Program (TIP)

Print Date: 31-Aug-20

Amount Obligated

Current Federal Fiscal Year

**New Project/
Additional Funds**

Print Date: 31-Aug-20													Amount Obligated	Current Federal Fiscal Year	New Project/ Additional Funds			
County	Sponsor	Route	Project Number	PIN	Project Information		Year Added to TIP	Estimated Total Project Cost	Original Funds Programmed	Total Amount Obligated	Current Federal Fiscal Year (FFY) 2020	Estimated Funding and Phasing (Federal Fiscal Year)					Concept Development	
		Location/ Limits			Concept/ Type of Improvement	2020					2021	2022	2023	2024	2025	2026		
OGDEN/ LAYTON URBAN AREA																		
Weber	Brigham City		NEWPROJ()	16938	1200 West Box Elder Creek Bridge; 550 South to 650 North	Widen Existing Bridge to accomdate the widening of 1200 West	2018	\$ 1,750,000	\$ 1,582,113	\$ -	\$ -	\$ -	\$ -	\$ 791,057	\$ 791,056	\$ -		
Davis	Clearfield/ Syracuse		NEWPROJ()	14843	500 West; 2000 South to Antelope Drive (1700 South or SR-108)	New Construction, 3-lane facility with Signal on SR-108 and Curb, Gutter and Sidewalk	2016	\$ 6,766,000	\$ 4,352,629	\$ 389,953	\$ 22,677	\$ 4,650,000	\$ 300,000	\$ -	\$ -	\$ -		
Davis	Clinton/ West Point		NEWPROJ()	15899	800 North; 2000 West to 3000 West	Reconstruction with minor widening including; improvements to Drainage, Curb, Gutter and Sidewalk	2017	\$ 4,567,100	\$ 3,000,000	\$ 1,176,471	\$ 1,608,179	\$ -	\$ -	\$ -	\$ -	\$ -		
Davis	Farmington	SR-106	New Project - 011()	17793	Main Street (SR-106); Park Lane to Shepard Lane	Widen roadway (west - side) for curb, gutter, sidewalk and shoulder	2019	\$ 2,287,800	\$ 2,053,670	\$ -	\$ -	\$ -	\$ -	\$ -	\$ -	\$ 2,053,670		
Davis	Farmington	SR-106	NEWPROJ()	16933	Main Street (SR-106); Park Lane to Shepard Lane	Widen roadway (east - side) for curb, gutter, sidewalk and shoulder	2018	\$ 1,986,400	\$ 1,851,921	\$ -	\$ -	\$ -	\$ -	\$ 925,960	\$ 925,960	\$ -		
Weber	Harrisville		F-LC57 (26)	11993	Larsen Lane; North Harrisville Road to Washington Blvd	Reconstruct with minor widening, improvements to Drainage, Curb, Gutter and Sidewalk	2013	\$ 3,748,000	#REF!	\$ 946,476	\$ -	\$ -	\$ -	\$ -	\$ -	\$ -		
Weber	Harrisville		F-LC57 (26)	11993	Larsen Lane; North Harrisville Road to Washington Blvd	Reconstruct with minor widening, improvements to Drainage, Curb, Gutter and Sidewalk	2013	\$ 2,577,523	\$ 2,577,523	\$ 2,577,523	\$ -	\$ -	\$ -	\$ -	\$ -	\$ -		
Weber	Harrisville		F-R199(133)	11993	Washington Blvd & Larsen Lane ((was PIN 11091))	Intersection Improvements	2012	\$ 669,000	\$ 534,000	\$ -	\$ -	\$ -	\$ -	\$ -	\$ -	\$ -		
Weber	Harrisville	Harrisville Road	New Project - 016()	17797	West Harrisville Road; Washington Blvd (US-89) to 750 West	Reconstruct and Widen to include Center turn lane, shoulders/ bike lanes, curb, gutter, and sidewalk	2019	\$ 3,460,200	\$ 3,109,407	\$ -	\$ -	\$ -	\$ -	\$ -	\$ 609,407	\$ 2,500,000		
Weber	Hooper		NEWPROJ()	14045	4700 West; 4800 South to 5100 South	Reconstruction with minor widening including; improvements to Drainage, Curb, Gutter and Sidewalk	2015	\$ 2,915,200	\$ 2,717,841	\$ 1,176,471	\$ 1,269,586	\$ -	\$ -	\$ -	\$ -	\$ -		
Davis	Kaysville	Var	New	13121	200 North & Angel Street Intersection	Intersection - Improvements	2014	\$ 3,271,900	\$ 3,050,392	\$ 3,050,392	\$ -	\$ -	\$ -	\$ -	\$ -	\$ -		
Weber	Kaysville/ Farmington		NEWPROJ()	16935	WDC Connector; West Davis Corridor to Shepard Lane & I-15	New Construction	2018	\$ 10,833,600	\$ 4,300,000	\$ -	\$ -	\$ -	\$ 4,300,000	\$ -	\$ -	\$ -		
Davis	Layton		NEWPROJ()	14844	Gordon Avenue; 1600 East to Highway 89	Preliminary Engineering & ROW Acquisition	2016	\$ 3,500,000	\$ 2,500,000	\$ -	\$ -	\$ 2,500,000	\$ -	\$ -	\$ -	\$ -		
Weber	Marriott-Slaterville		NEWPROJ()	15904	1200 West; 400 North to Farr West Boundary	Reconstruction with minor widening including; improvements to Drainage, Curb, Gutter and Sidewalk	2017	\$ 5,605,300	\$ 3,762,110	\$ 1,176,471	\$ 1,104,714	\$ 1,104,714	\$ -	\$ -	\$ -	\$ -		
Weber	North Ogden	2019	NEWPROJ()	14842	450 East/ 400 East; 2600 North to Elberta Drive	Widen existing roadway from 3-lane to 5-lane including improvements to Curb, Gutter, and Sidewalks	2016	\$ 5,370,300	#REF!	\$ 240,654	\$ 2,070,000	\$ -	\$ -	\$ -	\$ -	\$ -		
Weber	North Ogden	2019	NEWPROJ()	14842	450 East/ 400 East; 2600 North to Elberta Drive	Widen existing roadway from 3-lane to 5-lane including improvements to Curb, Gutter, and Sidewalks	2016	\$ 1,829,346	\$ 1,829,346	\$ 1,829,346	\$ -	\$ -		\$ -	\$ -	\$ -		
Davis	North Salt Lake	Var	New	13122	Center Street; Legacy Parkway to Redwood Road	Reconstruct with minor widening, improvements to Drainage, Curb, Gutter and Sidewalk	2014	\$ 1,938,300	\$ 1,778,176	\$ 1,636,960	\$ -	\$ -	\$ -	\$ -	\$ -	\$ -		
Weber	North Salt Lake		NEWPROJ()	16937	Main Street; Center Street to 350 North	Reconstruct with minor improvements to Drainage, Curb, Gutter and Sidewalk	2018	\$ 1,440,914	\$ 1,223,364	\$ 10,000	\$ 160,000	\$ -	\$ 1,063,364	\$ -	\$ -	\$ -		
Weber	Ogden		NEWPROJ()	14840	20th Street; Washington Blvd to Monroe Blvd	Reconstruction with minor widening including; improvements to Drainage, Curb, Gutter and Sidewalk	2016	\$ 6,477,200	\$ 3,000,000	\$ 1,168	\$ 2,850,961	\$ -	\$ -	\$ -	\$ -	\$ -		
Davis	Ogden/ UTA	BRT	Transfer to FTA	15906	Ogden-WSU Bus Rapid Transit (BRT); Intermodal HUB to McKay Dee Hospital - Design	Ogden-WSU BRT Project Design	2017	\$ 5,000,000	\$ 1,500,000	\$ 1,500,000	\$ -	\$ -	\$ -	\$ -	\$ -	\$ -		
Weber	Ogden/ UTA	BRT	Transfer to FTA	16934	Ogden-WSU Bus Rapid Transit (BRT); Intermodal HUB to McKay Dee Hospital - Construction	New Construction	2018	\$ 75,000,000	\$ 1,750,000	\$ 1,750,000	\$ -	\$ -	\$ -	\$ -	\$ -	\$ -		

Surface Transportation Program (STP)

2021-2026 Transportation Improvement Program (TIP)

Print Date: 31-Aug-20

Amount Obligated

Current Federal Fiscal Year

New Project/
Additional Funds

County	Sponsor	Route	Project Number	PIN	Project Information	Year Added to TIP	Estimated Total Project Cost	Original Funds Programmed	Total Amount Obligated	Current Federal Fiscal Year (FFY) 2020	Estimated Funding and Phasing (Federal Fiscal Year)				Concept Development		
		Location/ Limits			Concept/ Type of Improvement					2020	2021	2022	2023	2024	2025	2026	
Box Elder	Perry		NEWPROJ()	14841	1200 West; 3600 South to Willard City Boundary	New Construction, 3-lane facility with Shoulders including; improvements to Drainage, Curb, Gutter and Sidewalk	2016	\$ 2,915,200	\$ 2,717,841	\$ -	\$ 2,000,000	\$ 446,057	\$ -	\$ -	\$ -	\$ -	
Weber	Plain City		NEWPROJ()	15905	3600 West; 2600 North to 1975 North	Reconstruction with minor widening including; improvements to Drainage, Curb, Gutter and Sidewalk	2017	\$ 3,111,400	\$ 2,900,758	\$ -	\$ -	\$ -	\$ 2,900,758	\$ -	\$ -	\$ -	
Weber	Pleasant View/ North Ogden	LC57	F-LC57(18)	17954	Skyline Drive; 1100 West to 4300 North (Pleasant View)	New Construction	2015	\$ 7,542,000	\$ 3,433,500	\$ 9,323	\$ -	\$ -	\$ -	\$ 1,712,089	\$ 1,712,089	\$ -	
Weber	South Ogden		NEWPROJ()	16936	40th Street & Chimes View from Riverdale Road to Washington Blvd	Reconstruct with minor widening, improvements to Drainage, Curb, Gutter and Sidewalk	2018	\$ 4,745,200	\$ 4,000,000	\$ -	\$ -	\$ -	\$ 750,000	\$ 1,750,000	\$ 1,500,000	\$ -	
Davis	Sunset	2018	F-LC11 (53)	11996	800 North; Main St (SR-126) to 450 West	Reconstruction with minor improvements to Drainage, Curb, Gutter and Sidewalk	2013	\$ 2,547,000	\$ 2,258,000	\$ 855,529	\$ 1,176,471	\$ -	\$ -	\$ -	\$ -	\$ -	
Davis	Syracuse City	2019	NEWPROJ()	14043	Bluff Road; 550 West (on Gentile) to 1000 West	Reconstruction with minor widening including; improvements to Drainage, Curb, Gutter and Sidewalk	2015	\$ 4,282,100	\$ 3,000,000	\$ 956,387	\$ 2,053,614	\$ -	\$ -	\$ -	\$ -	\$ -	
Davis	Syracuse City	500 West	New Project - 013()	17794	500 West Phase II; 2010 South to 2800 South	Widen roadway and Signal Installation	2019	\$ 3,990,800	\$ 3,720,623	\$ -	\$ -	\$ -	\$ -	\$ -	\$ 1,220,623	\$ 2,500,000	
Davis	UDOT	37	F-0037(4)0	6552	1800 North (SR-37); I-15 to 2000 West (SR-108)	1800 North Environmental Impact Statement (EIS)	2007	\$ 31,148,000	\$ 2,695,231	\$ 1,775,116	\$ 424,884	\$ -	\$ -	\$ -	\$ -	\$ -	
Davis	UDOT	I-15	F-I15-7(301)313	10944	I-15; I-215 (No Salt Lake) to US-89 (Farmington)	I-15; South Davis Operational Upgrades	2013	\$ 121,000,000	\$ 22,830,999	\$ 22,830,999	\$ -	\$ -	\$ -	\$ -	\$ -	\$ -	
Davis	UTA		NEWPROJ()	14044	Layton FrontRunner Station Parking	New Construction of Parking Structure for the Layton Station	2015	\$ 4,200,000	\$ 2,000,000	\$ -	\$ -	\$ -	\$ -	\$ -	\$ 2,000,000	\$ -	
Weber	Washington Terrace	LC57	Newproject-006()	8559	Adams Avenue; City Limits to US-89	Reconstruct	2010	\$ 5,290,000	\$ 4,964,287	\$ 4,730,764	\$ 233,523	\$ -	\$ -	\$ -	\$ -	\$ -	
Weber	Washington Terrace	300 West	New Project - 014()	17795	300 West; 5000 South to Riverdale City Boundary	Reconstruct Roadway and improve Curb, gutter, and sidewalk where necessary	2019	\$ 3,024,100	\$ 2,702,831	\$ -	\$ -	\$ -	\$ -	\$ 2,702,831	\$ -	\$ -	
Weber	West Haven	2018	New	13124	4700 West; 4000 South to 4600 South	Reconstruct with minor widening, improvements to Drainage, Curb, Gutter and Sidewalk	2014	\$ 3,870,700	\$ 2,500,000	\$ 1,148,386	\$ 588,235	\$ 588,235	\$ -	\$ -	\$ -	\$ -	
Davis	West Point/ Clearfield	2018	F-LC11(54)	11997	300 North; 1000 West to 2000 West	Reconstruction with minor improvements to Drainage, Curb, Gutter and Sidewalk	2013	\$ 2,971,000	\$ 2,500,000	\$ 1,073,529	\$ 588,235	\$ 588,238	\$ -	\$ -	\$ -	\$ -	
Var	WERC	Var	STP-LC57(10)	11049	Project Planning Support - Weber/ Davis County, 7223	Planning - Urban Transportation	2003	\$ 2,831,042	\$ 2,639,380	\$ 2,639,380	\$ 771,097	\$ 548,118	\$ 559,311	\$ 395,840	\$ 407,716	\$ 419,947	\$ 432,545
Var	WERC	Var	F-LC11 (50)	11990	Transportation and Landuse Connections (TLC) - Weber & Davis County	Local Planning Assistance	2003	\$ 429,046	\$ 140,000	\$ 2,132,855	\$ -	\$ 437,570	\$ 450,697	\$ 464,218	\$ 478,145	\$ 492,489	\$ 507,264
Davis	Woods Cross	2018	NEWPROJ()	14042	1500 South Phase 3; 1350 West to 1100 West	Reconstruction with minor widening including; improvements to Drainage, Curb, Gutter and Sidewalk	2015	\$ 3,003,400	\$ 2,753,641	\$ 3,064,505	\$ -	\$ -	\$ -	\$ -	\$ -	\$ -	
Davis	Woods Cross	800 West	New Project - 015()	17796	800 West & 1500 South	Intersection Improvements and Signal Installation	2019	\$ 1,056,500	\$ 984,975	\$ -	\$ -	\$ -	\$ -	\$ 984,975	\$ -	\$ -	
Var	UTA	Var	Newproject-014(2020)	18802	UTA - On-Board Technology System	Develop & Maintain a New Controlling Data System for Route Efficiency, Vehicle Monitoring & Dispatching	2020	\$ 5,000,000	\$ 200,000		\$ -	\$ -	\$ -	\$ -	\$ -	\$ -	\$ 200,000
Var	UDOT TOC	Var	Newproject-015(2020)	18803	Traffic Signal Priority/Preemption for Transit, Freight, and Snow Plows	(1) US-89 (Washington Blvd) from SR-235 (2nd St) to 40th Street (2) SR-108 (Antelope Dr) from 2000 W (Syracuse) to Fairfield Rd (Layton)	2020	\$ 500,000	\$ 466,150		\$ -	\$ -	\$ -	\$ -	\$ -	\$ -	\$ 466,150
Var	UTA	Var	Newproject-016(2020)	18806	Traffic Signal Priority/Preemption Equipment for Additional Transit Vehicles	(1) US-89 (Washington Blvd) from SR-235 (2nd St) to 40th Street (2) SR-108 (Antelope Dr) from 2000 W (Syracuse) to Fairfield Rd (Layton)	2020	\$ 85,000	\$ 79,245		\$ -	\$ -	\$ -	\$ -	\$ -	\$ -	\$ 79,245

Surface Transportation Program (STP)
2021-2026 Transportation Improvement Program (TIP)

Print Date: 31-Aug-20														Amount Obligated	Current Federal Fiscal Year	New Project/ Additional Funds	
County	Sponsor	Route	Project Number	PIN	Project Information		Year Added to TIP	Estimated Total Project Cost	Original Funds Programmed	Total Amount Obligated	Current Federal Fiscal Year (FFY) 2020	Estimated Funding and Phasing (Federal Fiscal Year)				Concept Development	
					Location/ Limits	Concept/ Type of Improvement					2020	2021	2022	2023	2024	2025	2026
Davis	Farmington	Commerce Drive	Newproject-017(2020)	18807	Commerce Drive Road; Burke Lane to 950 North	New construction of 5-Lane roadway with curb, gutter, sidewalk, ADA crossings, bike lanes, and utility lines.	2020	\$ 8,122,500	\$ 3,000,000		\$ -	\$ -	\$ -	\$ 1,000,000	\$ 1,000,000	\$ 1,000,000	\$ -
Weber	Plain City	North Plain City Road	Newproject-018(2020)	18809	North Plain City Road; 2917 West to 3350 West	Reconstruct/ Widen with minor improvements to Drainage, Curb, Gutter, Sidewalk, and Bike Lanes	2020	\$ 3,988,900	\$ 3,500,000		\$ -	\$ -	\$ -	\$ -	\$ -	\$ -	\$ 3,500,000
Davis	West Point	300 North	Newproject-019(2020)	18810	300 North; 2000 West to 3000 West	Reconstruct/ Widen with minor improvements to Drainage, Curb, Gutter, Sidewalk, and Bike Lanes	2020	\$ 3,312,700	\$ 2,981,216		\$ -	\$ -	\$ -	\$ -	\$ -	\$ -	\$ 2,981,216
Weber	Hooper	5500 West	Newproject-020(2020)	18811	5500 West; 5500 South (SR-97) to Weber/ Davis County Line	Reconstruct/ Widen with minor improvements to Drainage, Curb, Gutter, Sidewalk, and Bike Lanes	2020	\$ 2,471,100	\$ 1,846,980		\$ -	\$ -	\$ -	\$ -	\$ -	\$ -	\$ 1,846,980
Weber	Roy	4800 South	Newproject-021(2020)	18812	4800 South & Layton Canal	Widen 4800 South with uniform cross section including sidewalk and bike lanes over the canal to improve safety for cyclists and pedestrians.	2020	\$ 471,500	\$ 439,579		\$ -	\$ -	\$ 439,579	\$ -	\$ -	\$ -	\$ -
Davis	North Salt Lake	Main Str	Newproject-022(2020)	18813	Main Street Sidewalk; I-15 Overpass to Pacific Avenue	Construct Missing Sidewalk	2020	\$ 366,200	\$ 274,650		\$ -	\$ -	\$ -	\$ -	\$ -	\$ -	\$ 274,650
Weber	Farr West City	4000 North	Newproject-023(2020)	18814	4000 North; SR-126 to 2800 West	Reconstruct/ Widen with minor improvements to Drainage, Curb, Gutter, Sidewalk, and Bike Lanes	2020	\$ 7,100,600	\$ 2,700,000		\$ -	\$ -	\$ -	\$ -	\$ -	\$ -	\$ 2,700,000

Surface Transportation Program (STP)

2021-2026 Transportation Improvement Program (TIP)

Print Date: 31-Aug-20

Amount Obligated

**Current Federal
Fiscal Year**

New Project/ Additional Funds

County	Sponsor	Route	Project Number	PIN	Project Information	Year Added to TIP	Estimated Total Project Cost	Original Funds Programmed	Total Amount Obligated	Current Federal Fiscal Year (FFY) 2020	Estimated Funding and Phasing (Federal Fiscal Year)				Concept Development		
					Location/ Limits					Concept/ Type of Improvement	2020	2021	2022	2023	2024	2025	2026
OGDEN/ LAYTON LOCAL PROJECT'S EXCHANGED																	
Davis	North Salt Lake	LC11	F-LC11(45)	10013	1100 North Street; Redwood Road to 110 East	Reconstruct/ Widen	2011	\$ 5,512,000	\$ 2,512,000	\$ 1,828,396							
Weber	Ogden City	LC57	F-LC57(21)	10014	Harrison Blvd. (South); 7th Street to 2nd Street	Reconstruct/ Widen	2011	\$ 6,446,000	\$ 4,500,000	\$ 7,807							
Weber	Ogden		New	11995	Harrison Blvd./ 2nd Street/ Sheridan Drive	Intersection Realignment/ Improvements	2013	\$ 3,118,000	\$ 2,500,000	\$ -							
Davis	West Point	LC11	F-LC11(47)	10017	3000 West; 300 North to 1300 North	Reconstruct with minor widening, shoulders, Curb, Gutter and Sidewalk	2011	\$ 3,709,000	\$ 3,341,000	\$ 814,525							
Davis	Syracuse		New	11090	3000 West; 700 South to Bluff Road	Reconstruct with minor widening, shoulders, Curb, Gutter and Sidewalk	2012	\$ 4,079,000	\$ 3,699,000	\$ 1,351,340							
Weber	Hooper		New	11992	4300 West; 6000 South (Hooper) to 2300 North (Clinton)	New Construction	2012	\$ 3,860,000	\$ 3,495,000	\$ 1,485,375							
Davis	Clinton		New	11992	3000 West; 1400 North to 2300 North	Reconstruct with minor widening, shoulders, Curb, Gutter and Sidewalk	2013	\$ 3,492,000	\$ 2,784,000	\$ 1,183,200							
Weber	South Ogden	3354	F-R199(70) Exch to \$6,374,999.35	8141	40th Street; Washington Blvd. to Gramercy Avenue	Reconstruct and Widen	2009	\$ 7,562,000	\$ 7,500,000	\$ 7,500,000							

Congestion Mitigation / Air Quality Program CMAQ Funded Projects

2021-2026
TRANSPORTATION
IMPROVEMENT PROGRAM (TIP)
PROJECTS

For the

WASATCH FRONT REGIONAL
COUNCIL (WFRC) AREA

Congestion Mitigation/ Air Quality Program (CMAQ)
2021-2026 Transportation Improvement Program (TIP)

													Amount Obligated	Current Federal Fiscal Year	New Project/ Additional Funds	PM 2.5 CMAQ Funding Type			
County	Project Type	Sponsor	CMAQ Source	Project Number		Project Information		Year Added to TIP	Estimated Total Project Cost	Original Funds Programmed	Local Matching Funds Due	Total Amount Obligated	Current Federal Fiscal Year	Estimated CMAQ Funds and Phasing (Federal Fiscal Year)				Concept Development	
					PIN	Location/ Limits	Concept/ Type of Improvement						2020	2021	2022	2023	2024	2025	2026
SALT LAKE/ WEST VALLEY URBAN AREA																			
CMAQ - PM _{2.5}																			
Salt Lake	Bike	Bluffdale	Regular	New	13130	14600 South (SR-140); Pony Express Road to UPRR Bridge over SR-140	Construct Bicycle & Pedestrian Facility	2014	\$ 669,700	\$ 624,361	\$ 45,339	\$ -	\$ 50,000	\$ 574,361	\$ -	\$ -	\$ -	\$ -	\$ -
Salt Lake	Trans	Bluffdale	Regular	New Project	16943	14600 South; Railroad Bridge to Redwood Road	Construct Sidewalk and Bike lanes	2018	\$ 1,142,000	\$ 1,064,687	\$ 77,313	\$ -	\$ -	\$ -	\$ -	\$ -	\$ 1,064,687		
Salt Lake	Trans	Cottonwood Heights	PM _{2.5}	Newproject-0028()	8601	Wasatch Boulevard & 7650 South	Park-n-Ride Lot	2010	\$ 1,357,503	\$ 1,265,600	\$ 91,903	\$ -	\$ -	\$ -	\$ 1,265,600	\$ -	\$ -	\$ -	\$ -
Salt Lake	Inter	Cottonwood Heights	Regular	New	12000	Bengal Blvd & 2300 East Round-About	Intersection Improvements	2013	\$ 2,655,000	\$ 2,655,000	\$ 192,796	\$ 372,920	\$ 2,282,080	\$ -	\$ -	\$ -	\$ -	\$ -	\$ -
Salt Lake	Trans	Cottonwood Heights	Regular	New	13128	Park and Ride Smart Boards	Construct "Live Parking Availability" Signs for Select Canyon Park-n-Ride Lots	2014	\$ 706,900	\$ 659,043	\$ 47,857	\$ -	\$ -	\$ -	\$ -	\$ 300,000	\$ 359,043	\$ -	\$ -
Salt Lake	Inter	Holladay	PM _{2.5}	F-LC35 (210)	8555	6200 South & Holladay Boulevard	Intersection Improvements	2010	\$ 2,438,000	\$ 2,174,000	\$ 157,141	\$ 2,163,524	\$ 476	\$ -	\$ -	\$ -	\$ -	\$ -	\$ -
Salt Lake	Inter	Holladay	PM _{2.5}	F-LC35 (210)	8555	6200 South & 2300 East Intersection - - Combined with 6200 South & Holladay Blvd -	Intersection Improvements	2011	\$ -	\$ -	\$ -	\$ -	\$ -	\$ -	\$ -	\$ -	\$ -	\$ -	\$ -
Salt Lake	Trans	Holladay	PM _{2.5}	New Project	16944	Highland Drive and 4500 South Intersection	Intersection Improvements	2018	\$ 2,597,900	\$ 1,200,000	\$ 87,139	\$ -	\$ -	\$ -	\$ -	\$ -	\$ 750,000	\$ 450,000	
Salt Lake	Trans	Murray	PM _{2.5}	New Project	15921	5300 South & College Drive Intersection Improvements	Dual left-turn lanes SB & WB and dedicated right-turn WB direction.	2017	\$ 1,842,400	\$ 1,694,362	\$ 123,038	\$ -	\$ -	\$ -	\$ 1,694,362	\$ -	\$ -	\$ -	\$ -
Salt Lake	Trans	Murray/ UDOT	Regular	New Project	11086	State Street (US-89) and Vine Street Intersection	Intersection Improvements	2018	\$ 311,500	\$ 290,411	\$ 21,089	\$ 290,411	\$ -	\$ -	\$ -	\$ -	\$ -	\$ -	\$ -
Salt Lake	Trans	Riverton	Regular	New Project	14940	13400 South Bike Lanes; 2700 West to 3200 West	Widen and improve the parkstrips along the roadway to create the bike lanes	2016	\$ 490,900	\$ 280,000	\$ 20,333	\$ -	\$ -	\$ 280,000	\$ -	\$ -	\$ -	\$ -	\$ -
Salt Lake	Trans	Salt Lake City	Regular	F-LC35(235)	13631	Salt Lake Green Bike Share Expansion	Constructs additional Bike Docking Stations/ Purchases additional Bikes	2013	\$ 1,700,000	\$ 250,000	\$ 44,571	\$ 23,308	\$ 590,482	\$ -	\$ -	\$ -	\$ -	\$ -	\$ -
Salt Lake	Trans	Salt Lake City	Regular	New Project	16940	Salt Lake Green Bike Share Expansion	Constructs additional Bike Docking Stations/ Purchases additional Bikes	2018	\$ 637,027	\$ 400,000	\$ 29,046	\$ -	\$ -	\$ -	\$ -	\$ -	\$ 400,000		
Salt Lake	Trans	Salt Lake City	Regular	F-LC35(235)	17757	Salt Lake Green Bike Share Expansion	Constructs additional Bike Docking Stations/ Purchases additional Bikes	2014	\$ 1,700,000	\$ 324,000	\$ 16,266	\$ -	\$ -	\$ 224,000	\$ -	\$ -	\$ -	\$ -	\$ -
Salt Lake	Trans	Salt Lake City	Regular	F-LC35(235)	17758	Salt Lake Green Bike Share Expansion	Constructs additional Bike Docking Stations/ Purchases additional Bikes	2016	\$ 1,700,000	\$ 300,530	\$ 29,085	\$ -	\$ -	\$ -	\$ 400,530	\$ -	\$ -	\$ -	\$ -
Salt Lake	Trans	Salt Lake City	Regular	F-LC35(235)	17759	Salt Lake Green Bike Share Expansion	Constructs additional Bike Docking Stations/ Purchases additional Bikes	2016	\$ 1,700,000	\$ 300,000	\$ 29,046	\$ -	\$ -	\$ -	\$ -	\$ 400,000	\$ -	\$ -	\$ -
Salt Lake	Bike	Salt Lake City	Regular	New Project - 020()	17849	Salt Lake Green Bike Share Expansion	Constructs additional Bike Docking Stations/ Purchases additional Bikes	2019	\$ 643,570	\$ 200,000	\$ 29,046	\$ -	\$ -	\$ -	\$ -	\$ -	\$ -	\$ 400,000	\$ -
Salt Lake	Trans	Salt Lake City	Regular	New Project	14939	Bonneville Bike Trail	New Construction - Bicycle and Pedestrian Trail Facility	2016	\$ 479,700	\$ 447,000	\$ 32,459	\$ -	\$ -	\$ -	\$ -	\$ 447,000	\$ -	\$ -	\$ -
Salt Lake	Trans	Salt Lake City	Regular	New Project	15920	Traffic Signal Synchronization	Install detection to utilize signal performance and synchronize traffic signals.	2017	\$ 1,000,000	\$ 930,000	\$ 67,533	\$ -	\$ -	\$ -	\$ -	\$ 930,000	\$ -	\$ -	\$ -
Salt Lake	Trans	Salt Lake County	Regular	New Project	15919	Signal Interconnect	Connect traffic signals to improve traffic signal performance	2017	\$ 1,608,600	\$ 900,000	\$ 65,354	\$ -	\$ -	\$ -	\$ -	\$ 900,000	\$ -	\$ -	\$ -

Congestion Mitigation/ Air Quality Program (CMAQ) 2021-2026 Transportation Improvement Program (TIP)

County	Project Type	Sponsor	CMAQ Source	Project Number		Project Information		Year Added to TIP	Estimated Total Project Cost	Original Funds Programmed	Local Matching Funds Due	Total Amount Obligated	Current Federal Fiscal Year	Estimated CMAQ Funds and Phasing (Federal Fiscal Year)					Concept Development	
						PIN	Location/ Limits						Concept/ Type of Improvement	2020	2021	2022	2023	2024	2025	2026
Salt Lake	Trans	Salt Lake County & UTA	Regular	F-LC35(255)	13126	Hillsborough Pond Park & Ride Expansion; Wasatch Blvd & Creek Rd	Expand and Improve Parking Facility	2014	\$ 1,784,700	\$ 1,663,876	\$ 120,824	\$ -	\$ -	\$ -	\$ -	\$ 831,938	\$ 831,938	\$ -	\$ -	
Salt Lake	Inter	Sandy	PM _{2,5}	New Project - 022()	17851	9400 South & 700 East	Intersection & Pedestrian Improvements	2019	\$ 3,446,300	\$ 2,600,000	\$ 188,802	\$ -	\$ -	\$ -	\$ -	\$ -	\$ -	\$ 2,600,000		
Salt Lake	Trans	Taylorsville	PM _{2,5}	New Project - 010()	17842	Midvalley Connector Bus Rapid Transit (BRT); Atherton Drive to 2700 West	New Construction of BRT	2019	\$ 40,400,000	\$ 2,000,000	\$ 145,232	\$ -	\$ -	\$ -	\$ -	\$ -	\$ -	\$ 2,000,000		
Salt Lake	ATMS	UDOT	Regular	CM-R299(9)	5996	Region 2 Commuter Link	ITS/ATMS - Commuter Link	1999	\$ 30,684,350	\$ 466,150	\$ 726,063	\$ 9,532,499	\$ 466,150	\$ -	\$ -	\$ -	\$ -	\$ -	\$ -	
Salt Lake	Trans	UDOT	Regular	F-ST99(162)	10018	TravelWise	Comprehensive Travel Demand Management Program. (For Private & Public Partnership)	2011	\$ 2,400,000	\$ 746,077	\$ 44,301	\$ 338,077	\$ 136,000	\$ 136,000	\$ -	\$ -	\$ -	\$ -	\$ -	
Salt Lake	ATMS	UDOT	Regular	F-LC35(258)	13129	10400 South & Bangerter Hwy VMS; Northbound & Southbound	Install Variable Message Signs (VMS)	2014	\$ 915,200	\$ 863,124	\$ 62,677	\$ -	\$ -	\$ 863,124	\$ -	\$ -	\$ -	\$ -	\$ -	
Salt Lake	ATMS	UDOT	Regular	F-LC35(260)	13131	Foothill VMS; Southbound	Install Variable Message Sign (VMS)	2014	\$ 462,900	\$ 431,562	\$ 31,338	\$ 345,662	\$ 85,900	\$ -	\$ -	\$ -	\$ -	\$ -	\$ -	
Salt Lake	ATMS	UDOT	Regular	New Project	14050	Connected Vehicle Deployment	Install roadside communication devices and connect to fiber communications along Bangerter Hwy	2015	\$ 1,072,800	\$ 1,000,171	\$ 72,629	\$ -	\$ -	\$ 1,000,171	\$ -	\$ -	\$ -	\$ -	\$ -	
Salt Lake	Trans	UDOT, Murray, Midvale, Sandy	Regular	New Project	14942	SR-71 (700 E/ 900 E); Van Winkle to 90th South	Construct Bike lanes along roadway	2016	\$ 3,510,100	\$ 1,400,000	\$ 101,663	\$ -	\$ -	\$ -	\$ -	\$ 500,000	\$ 500,000	\$ 400,000	\$ -	
Salt Lake	ATMS	UDOT/ Local Governments	Regular	F_R299(102)	7947	Salt Lake County Area Signal Detection Upgrade	Traffic Signal Control Software & Update Signal Hardware (Controllers, etc)	2009	\$ 5,485,000	\$ 2,779,250	\$ 216,033	\$ 2,975,000	\$ -	\$ -	\$ -	\$ -	\$ -	\$ -	\$ -	
Salt Lake	ATMS	UDOT/ Local Governments	Regular	F_R299(102)	14910	Salt Lake County Area Signal Detection Upgrade	Improve and add Signal Detection and Coordination	2009		\$ 2,500,000	\$ 169,747	\$ 2,337,594	\$ -	\$ -	\$ -	\$ -	\$ -	\$ -	\$ -	
Salt Lake	Trans	UTA	Regular	CM-9999()	2351	WFRC Area	Air Quality - Rideshare & Vanpool Management	1993	\$ 1,922,784	\$ 1,601,237	\$ 321,547	\$ 2,826,798	\$ 318,733	\$ 318,733	\$ 318,733	\$ 318,733	\$ 326,305			
Salt Lake	Trans	UTA	PM _{2,5}	F-LC35(254)	13125	Sugar House Streetcar Double Track; (was) 500 East to 600 East Now project limits 300 E to 500 E	Construct a Double Track	2014	\$ 3,016,100	\$ 900,000	\$ 65,354	\$ 900,000	\$ -	\$ -	\$ -	\$ -	\$ -	\$ -	\$ -	
Salt Lake	Trans	UTA	PM _{2,5}	New Project was PIN 14047	13125	Sugar House Streetcar Double Track; 600 East to 700 East	Construct a Double Track	2015	\$ 3,016,100	\$ 1,000,000	\$ 72,616	\$ 1,000,000	\$ -	\$ -	\$ -	\$ -	\$ -	\$ -	\$ -	
Salt Lake	Trans	UTA	Regular	F-LC35(256)	13127	Depot District Service Center (DDSC); 669 West 200 South	Construct the CNG Facilities of the DDSC	2014	\$ 57,000,000	\$ 950,000	\$ 68,985	\$ 950,000	\$ -	\$ -	\$ -	\$ -	\$ -	\$ -	\$ -	
Salt Lake	Bike	UTA	PM _{2,5}	New Project	14046	33/35 MAX Expansion and Optimization	Transit Service Expansion	2015	\$ 3,003,325	\$ 2,800,000	\$ 203,325	\$ 2,800,000	\$ -	\$ -	\$ -	\$ -	\$ -	\$ -	\$ -	
Salt Lake	Bike	UTA	Regular	New Project	14049	Bus Route Service Expansion Subsidy	Expansion of Route 54 and Route 220 to Reduce Headway & Expand Hours of Service	2015	\$ 1,400,000	\$ 1,280,048	\$ 92,952	\$ 1,280,048	\$ -	\$ -	\$ -	\$ -	\$ -	\$ -	\$ -	
Salt Lake	Trans	UTA	PM _{2,5}	New Project	14938	University of Utah Intermodal Center	New Construction - Intermodal Center on U of U Campus	2016	\$ 4,073,900	\$ 2,500,000	\$ 181,540	\$ 1,750,000	\$ 580,000	\$ -	\$ -	\$ -	\$ -	\$ -	\$ -	
Salt Lake	Trans	UTA	PM _{2,5}	New Project	15918	UTA Locomotive Rebuild	Rebuild locomotive prime mover engines to EPA's standard of Tier 1+	2017	\$ 3,516,000	\$ 2,105,134	\$ 152,867	\$ 2,105,134	\$ -	\$ -	\$ -	\$ -	\$ -	\$ -	\$ -	
Salt Lake	Trans	UTA	Regular	New Project - 021()	17850	SLC West Intermodal Center; North Temple & Redwood Rd	Construct Intermodal Hub	2019	\$ 4,200,300	\$ 1,400,000	\$ 101,663	\$ -	\$ -	\$ -	\$ -	\$ -	\$ -	\$ 1,400,000	\$ -	
Salt Lake	Trans	UTA	Regular	CM-9999()	Tran SEC.	ITS/APTS Deployment in S L	Air Quality - FTA Fund Transfer	1999	\$ 12,000,000	\$ -	\$ 60,998	\$ 840,000	\$ -	\$ -	\$ -	\$ -	\$ -	\$ -	\$ -	

Congestion Mitigation/ Air Quality Program (CMAQ)
2021-2026 Transportation Improvement Program (TIP)

County	Project Type	Sponsor	CMAQ Source	Project Number		Project Information		Year Added to TIP	Estimated Total Project Cost	Original Funds Programmed	Local Matching Funds Due	Total Amount Obligated	Current Federal Fiscal Year	Estimated CMAQ Funds and Phasing (Federal Fiscal Year)					Concept Development	
					Location/ Limits	Concept/ Type of Improvement	2020						2021	2022	2023	2024	2025	2026		
Salt Lake	Trans	UTA	Regular	CM-9999()	Tran SEC.	Lease Vans in S L	Air Quality - FTA Fund Transfer	1994	\$ 1,855,411	\$ 1,104,800	\$ 163,125	\$ 1,141,600	\$ 276,200	\$ 276,200	\$ 276,200	\$ 276,200	\$ -	\$ -	\$ -	
Salt Lake	Trans	UTA\UDOT	Regular	F-0172(18)	7650	5600 West Bus Rapid Transit (BRT) Phase I; 2700 South to 6200 South	ROW & Construction of Bus Rapid Transit (BRT) (Not to be used for Bus Purchase)	2010	\$ 5,000,000	\$ 2,000,000	\$ 145,232	\$ -	\$ -	\$ -	\$ -	\$ -	\$ 2,000,000	\$ -	\$ -	
Salt Lake	Inter	West Jordan	PM _{2.5}	F-LC35(217)	11094	7800 South & 1300 West	Intersection Improvements	2012	\$ 847,000	\$ 450,000	\$ 32,677	\$ 450,000	\$ -	\$ -	\$ -	\$ -	\$ -	\$ -	\$ -	
Salt Lake	Inter	West Jordan	PM _{2.5}	F-LC35(218)	11095	9000 South & 4000 West	Intersection Improvements	2012	\$ 1,000,000	\$ 780,000	\$ 56,641	\$ 779,999	\$ -	\$ -	\$ -	\$ -	\$ -	\$ -	\$ -	
Salt Lake	Bike	West Jordan	PM _{2.5}	F-LC35(219)	11097	Jordan River Trail (Gardner Village TRAX Station)	Pedestrian/ Bike Trail	2012	\$ 321,785	\$ 300,000	\$ 21,785	\$ 163,618	\$ 136,382	\$ -	\$ -	\$ -	\$ -	\$ -	\$ -	
Salt Lake	Inter	Sandy	PM _{2.5}	Newproject-024(2020)	18831	9000 South and 450 W & Parkland Dr Intersection Improvements	Thru-U turn at 450 West and 9000 South.	2020	\$ 2,185,000	\$ 1,984,867	\$ 144,133	\$ -	\$ -	\$ -	\$ -	\$ -	\$ -	\$ -	\$ 1,984,867	
Salt Lake	Trans	UTA	PM _{2.5}	Newproject-025(2020)	18832	On Route Electric Bus Charging Infrastructure	Construct 2 electric charging stations for 20 electric buses.	2020	\$ 3,000,000	\$ 2,500,000	\$ 181,540	\$ -	\$ -	\$ -	\$ -	\$ -	\$ -	\$ -	\$ 2,500,000	
Salt Lake	Bike	UFOT	Regular	Newproject-026(2020)	18833	3500 South (SR-171) Sidewalk Improvements	Construct missing sidewalk from 6000 West to 8400 West	2020	\$ 2,054,100	\$ 500,000	\$ 36,308	\$ -	\$ -	\$ -	\$ 500,000	\$ -	\$ -	\$ -	\$ -	

Congestion Mitigation/ Air Quality Program (CMAQ)
2021-2026 Transportation Improvement Program (TIP)

County	Project Type	Sponsor	CMAQ Source	Project Number		Project Information		Year Added to TIP	Estimated Total Project Cost	Original Funds Programmed	Local Matching Funds Due	Total Amount Obligated	Current Federal Fiscal Year	Estimated CMAQ Funds and Phasing (Federal Fiscal Year)					Concept Development	
						Location/ Limits	Concept/ Type of Improvement						2020	2021	2022	2023	2024	2025	2026	
OGDEN/ LAYTON URBAN AREA																				
CMAQ - PM _{2.5}																				
Davis	Bike	Centerville	Regular	F-LC57(28)	12003	Frontage Road Bike Lanes; 638 North to 2200 North (Lund Lane)	Construct Bike Lanes along Westside of Frontage Road	2013	\$ 1,215,000	\$ 970,000	\$ 133,614	\$ 970,001	\$ -	\$ -	\$ -	\$ -	\$ -	\$ -	\$ -	
Davis	Trans	Centerville	PM _{2.5}	New Project	15917	Parrish Lane (SR-105) 400 West Intersection	Add turn lanes and storage lanes to reduce delay and improve safety.	2017	\$ 1,904,300	\$ 1,780,040	\$ 129,260	\$ -	\$ -	\$ -	\$ -	\$ 1,780,040	\$ -	\$ -	\$ -	
Davis	Inter	Centerville	PM _{2.5}	New Project - 017()	17845	Marketplace Drive & Parrish Lane	Intersection & Pedestrian Improvements	2019	\$ 1,757,800	\$ 1,400,000	#REF!	\$ -	\$ -	\$ -	\$ -	\$ -	\$ 750,000	\$ 650,000	\$ -	
Davis	Bike	Clearfield	Regular	New Project	14053	Clearfield City TOD Ped/ Bike; FrontRunner Station to Freeport Center	New Construction - Pedestrian/ Bicycle Bridge	2015	\$ 2,653,800	\$ 1,650,000	\$ 119,817	\$ 1,650,000	\$ -	\$ -	\$ -	\$ -	\$ -	\$ -	\$ -	
Davis	Trans	Clinton	Regular	New Project	14849	2000 West (SR-108) & 1300 North	Intersection Improvements	2016	\$ 590,600	\$ 550,616	\$ 39,984	\$ 93,230	\$ 906,770	\$ -	\$ -	\$ -	\$ -	\$ -	\$ -	
Davis	Inter	Clinton	Regular	New Project - 019()	17848	1500 West & 1300 North Round-a-bout	Intersection & Pedestrian Improvements	2019	\$ 2,190,100	\$ 850,000	\$ 61,724	\$ -	\$ -	\$ -	\$ -	\$ -	\$ -	\$ 850,000	\$ -	
Weber	Trans	Ogden	PM _{2.5}	New Project	14847	Ogden City Bike Share	Purchase and Install Bike Share Stations and Bikes	2016	\$ 659,686	\$ 601,873	\$ 43,706	\$ -	\$ 601,873	\$ -	\$ -	\$ -	\$ -	\$ -	\$ -	
Weber	Trans	Ogden	Regular	New Project	16946	Polk Avenue; 36th Street to Franklin	Add sidewalks and intersection improvements	2018	\$ 595,302	\$ 555,000	\$ 40,302	\$ -	\$ 277,500	\$ 277,500	\$ -	\$ -	\$ -	\$ -	\$ -	
Weber	Trans	Ogden/ UDOT	Regular	New Project	16947	Wall Avenue & 20th Street Intersection	Intersection Improvements	2018	\$ 2,700,000	\$ 1,500,000	\$ 108,924	\$ -	\$ -	\$ 500,000	\$ 500,000	\$ 500,000	\$ -	\$ -	\$ -	
Weber	Trans	Ogden/ UTA	PM _{2.5}	New Project	16934	Ogden-WSU Bus Rapid Transit (BRT); Intermodal HUB to McKay Dee Hospital - Construction	New Construction	2018	\$ 75,000,000	\$ 3,250,000	\$ 236,002	\$ 1,750,000	\$ -	\$ 1,500,000	\$ -	\$ -	\$ -	\$ -	\$ -	
Box Elder	Trans	Perry	Regular	New Project	14848	1200 West; 2250 South (Dale Young Nature Park) to 775 West	Widen road facility to include a dedicated 8' bike path	2016	\$ 695,000	\$ 477,338	\$ 34,662	\$ -	\$ -	\$ -	\$ 477,338	\$ -	\$ -	\$ -	\$ -	
Weber	Trans	Riverdale	Regular	New Project	14850	Ritter Drive & SR-60 & 1150 West	Construct Round-About Intersection Improvements	2016	\$ 618,000	\$ 500,000	\$ 36,308	\$ -	\$ 500,000	\$ -	\$ -	\$ -	\$ -	\$ -	\$ -	
Weber	Inter	Roy	Regular	New Project - 018()	17847	6000 South & 3100 West Round-a-bout	Intersection & Pedestrian Improvements	2019	\$ 760,700	\$ 673,470	\$ 48,905	\$ -	\$ -	\$ -	\$ -	\$ -	\$ -	\$ 673,470	\$ -	
Weber	Trans	South Ogden/ UDOT	PM _{2.5}	New Project	16945	US-89 & Skyline Drive Intersection	Intersection Improvements	2018	\$ 2,515,600	\$ 1,400,000	\$ 101,663	\$ -	\$ -	\$ -	\$ -	\$ -	\$ 1,400,000	\$ -	\$ -	
Davis	ATMS	UDOT	Regular	CM-9999()	5981	Region 1 Commuter Link	ITS/ATMS - Commuter Link	2000	\$ 750,000	\$ 699,225	\$ 50,775	\$ 7,291,670	\$ -	\$ -	\$ 699,225	\$ -		\$ -	\$ -	
Weber	Trans	UDOT	Regular	F-ST99(162)	10018	TravelWise	Comprehensive Travel Demand Management Program. (For Private & Public Partnership)	2011	\$ 2,400,000	\$ 128,000	\$ 14,523	\$ 128,000	\$ 64,000	\$ 64,000	\$ -	\$ -	\$ -	\$ -	\$ -	
Davis	Trans	UDOT	PM _{2.5}	F-I15-7(309)318	11092	650 North & I-15 Interchange/ Intersections	Intersection Improvements	2012	\$ 4,636,000	\$ 2,840,000	\$ 133,614	\$ 2,839,999	\$ -	\$ -	\$ -	\$ -	\$ -	\$ -	\$ -	
Weber	Inter	UDOT	Regular	F-0097(9)	13132	SR-97 (5600 South); Hill Field Air Force Base to 2050 West	Intersection/ Operational Improvements	2014	\$ 3,037,700	\$ 750,000	\$ 133,614	\$ -	\$ -	\$ -	\$ -	\$ -	\$ -	\$ 750,000	\$ -	
Davis	ATMS	UDOT	Regular	New Project	14052	I-15 Corridor Responsive Ramp Metering Management	Corridor Responsive Ramp Metering Software & Hardware	2015	\$ 332,900	\$ 310,363	\$ 22,537	\$ -	\$ 150,000	\$ 160,363	\$ -	\$ -	\$ -	\$ -	\$ -	
Weber	Trans	UDOT	PM _{2.5}	F-R199(160)	14845	Advance Signal Detection	Install and Integrate Advance Signal Detection in Ogden	2016	\$ 525,000	\$ 489,458	\$ 35,543	\$ -	\$ -	\$ -	\$ 489,458	\$ -	\$ -	\$ -	\$ -	

Congestion Mitigation/ Air Quality Program (CMAQ) 2021-2026 Transportation Improvement Program (TIP)																			
County	Project Type	Sponsor	CMAQ Source	Project Number		Project Information		Year Added to TIP	Estimated Total Project Cost	Original Funds Programmed	Local Matching Funds Due	Total Amount Obligated	Current Federal Fiscal Year	Estimated CMAQ Funds and Phasing (Federal Fiscal Year)				Concept Development	
					PIN	Location/ Limits	Concept/ Type of Improvement						2020	2021	2022	2023	2024	2025	2026
Davis	ATMS	UDOT	Regular	F-0089(394)	16041	US-89 VMS; Just North of Shepard Lane	Install Variable Message Sign (VMS)	2014	\$ 462,900	\$ 431,562	\$ 62,677	\$ 863,124	\$ -	\$ -	\$ -	\$ -	\$ -	\$ -	\$ -
Davis	Trans	UDOT/ North Salt Lake	Regular	New Project	12674	Redwood Road (SR-68) & Center Street	Intersection Improvements	2016	\$ 7,839,300	\$ 1,000,000	\$ 72,616	\$ 1,000,000	\$ -	\$ -	\$ -	\$ -	\$ -	\$ -	\$ -
Davis	Trans	UTA	Regular	F-LC11(48)	10021	Fruit Heights/ Kaysville 400/200 North Park n Ride Lot	Expand Park n Ride Lot	2011	\$ 1,498,000	\$ 1,233,000	\$ 89,536	\$ -	\$ -	\$ -	\$ -	\$ 1,233,000	\$ -	\$ -	\$ -
Weber	Trans	UTA	PM _{2.5}	New Project	14846	Weber State University Intermodal Center	New Construction - Intermodal Center on WSU Campus	2016	\$ 3,116,900	\$ 1,000,000	\$ 72,616	\$ 1,000,000	\$ -	\$ -	\$ -	\$ -	\$ -	\$ -	\$ -
Davis	Trans	UTA	Regular	New Project	15915	Davis County Ski Route Buses	Purchase 2 buses for seasonal service from parts of Davis County to Snow Basin Resort.	2017	\$ 1,020,000	\$ 912,830	\$ 66,286	\$ 912,830	\$ -	\$ -	\$ -	\$ -	\$ -	\$ -	\$ -
Weber	Trans	UTA	PM _{2.5}	New Project	16939	UTA Locomotive Rebuild	Rebuild locomotive prime mover engines to EPA's standard of Tier 1+	2018	\$ 1,400,000	\$ 950,000	\$ 68,985	\$ -	\$ -	\$ 870,000	\$ -	\$ -	\$ -	\$ -	\$ -
Weber	Trans	UTA	Regular	CM-9999()	Tran SEC.	ITS/APTS Deployment in Weber Co	Air Quality - FTA Fund Transfer	1999	\$ -	\$ -	\$ -	\$ 1,101,000	\$ -	\$ -	\$ -	\$ -	\$ -	\$ -	\$ -
Weber	Trans	UTA	Regular	CM-9999()	Tran SEC.	Lease Vans in Weber Co	Air Quality - FTA Fund Transfer	1994	\$ 509,707	\$ 475,200	\$ 34,507	\$ 504,400	\$ 118,800	\$ 118,800	\$ 118,800	\$ 118,800	\$ -	\$ -	\$ -
Weber	Trans	UTA	Regular	CM-9999()	Tran SEC.	WFRC Area	Air Quality - Rideshare & Vanpool Management	1993	\$ 847,661	\$ 790,274	\$ 57,387	\$ 1,294,440	\$ 157,130	\$ 157,130	\$ 157,130	\$ 157,130	\$ 161,754	\$ -	\$ -
Weber	Trans	UTA	Regular	CM-9999()	Tran. SEC.	Ski Bus Service from Downtown Ogden to Ogden Valley	Purchase Canyon Service Buses	2013	\$ 1,027,000	\$ 2,383,000	\$ 89,536	\$ 2,813,000	\$ -	\$ -	\$ -	\$ -	\$ -	\$ -	\$ -
Weber	Bike	West Haven	Regular	STP-LC11(25)	12166	River Parkway Trail; D&RGW Rail to 1800 So, Weber	Air Quality - Bike Ped Facility	2003	\$ 1,500,000	\$ 136,009	\$ 38,124	\$ 525,010	\$ -	\$ -	\$ -	\$ -	\$ -	\$ -	\$ -
Weber	Trans	UTA/ Ogden	Regular	Newproject-027(2020)	18828	Bus Rapid Transit - Operating Subsidy	Operating cost subsidy for 3 years for the Ogden/WSU BRT.	2020	\$ 1,230,700	\$ 1,147,382	\$ 83,318	\$ -	\$ -	\$ -	\$ -	\$ -	\$ -	\$ -	\$ 1,147,382
Weber	Trans	UTA	PM _{2.5}	Newproject-028(2020)	18829	On Route Electric Bus Charging Infrastructure	Construct electric charging station for 10 electric buses.	2020	\$ 1,500,000	\$ 1,398,450	\$ 101,550	\$ -	\$ -	\$ -	\$ -	\$ -	\$ -	\$ -	\$ 1,398,450
Weber	Bike	Ogden	Regular	Newproject-029(2020)	18830	Ogden City Bike Share Expansion	Expand the Bike Share Program by adding 24 bikes and 4 kiosks	2020	\$ 435,200	\$ 405,737	\$ 29,463	\$ -	\$ -	\$ -	\$ -	\$ -	\$ -	\$ -	\$ 405,737
																		\$ -	\$ -

Transportation Alternatives Program TAP Funded Projects

2021-2026 **TRANSPORTATION** **IMPROVEMENT PROGRAM (TIP)** **PROJECTS**

For the

**WASATCH FRONT REGIONAL
COUNCIL (WFRM) AREA**

2021 – 2026 Transportation Improvement Program (TIP)



Transportation Alternatives Program (TAP)
2021-2026 Transportation Improvement Program (TIP)

2021-2026 Transportation Improvement Program (TIP)											Amount Obligated	Current Federal Fiscal Year	New Project/ Additional Funds				
County	Sponsor	Route	Project Number	PIN	Project Information		Year Added to TIP	Estimated Total Project Cost	Original Funds Programmed	Total Amount Obligated	Current Federal Fiscal Year	Estimated TAP Funds and Phasing (Federal Fiscal Year)				Concept Development	
					Location/ Limits	Concept/ Type of Improvement					2020	2021	2022	2023	2024	2025	2026
SALT LAKE/ WEST VALLEY URBAN AREA																	
Salt Lake	Cottonwood Heights		New Project	16948	2600 East Sidewalk; 7550 South to 7655 South	Construct Sidewalk (Safe Routes to School Project)	2018	\$ 415,400	\$ 386,905	\$ -	\$ 386,905	\$ -	\$ -	\$ -	\$ -	\$ -	
Salt Lake	Draper		New Project	14946	Corner Canyon Creek/ East Jordan Canal Trail; Smith Fields Park (300 E & 13400 S) to Willow Creek Trail (900 East & 12800 South) & Stokes Ave (700 East & 13540 South)	Construct a 10 foot wide multi-use non-motorized paved trail with adjacent soft surface path.	2016	\$ 630,500	\$ 734,722	\$ 228,818	\$ 505,903	\$ -	\$ -	\$ -	\$ -	\$ -	
Salt Lake	Kearns Metro Township		New Project	15926	Kearns Bicycle Route Signing Wayfinding; Kearns Metro Boundaries	Provide wayfinding and route direction with pavement markings, signing and striping to city bike ways, bus stops, schools, industrial parks, trails, and parks.	2017	\$ 80,000	\$ 60,000	\$ 19,112	\$ 40,888	\$ -	\$ -	\$ -	\$ -	\$ -	
Salt Lake	Kearns Metro Township		New Project	16949	Northwest Avenue Sidewalk; 5415 South to 5570 South	Construct Sidewalk (Safe Routes to School Project)	2018	\$ 259,022	\$ 193,918	\$ 25,526	\$ 168,392	\$ -	\$ -	\$ -	\$ -	\$ -	
Salt Lake	Magna	Var	New Project - 026()	17867	2820 South; 7584 West to 7630 West - Sidewalk	Safe Routes to School - Construct Missing Sidewalk	2019	\$ 199,000	\$ 185,528	\$ -	\$ -	\$ 185,528	\$ -	\$ -	\$ -	\$ -	
Salt Lake	Magna	Var	New Project - 027()	17868	Utah & Salt Lake Canal Trail, Phase 5	New Trail Construction	2019	\$ 100,000	\$ 90,000	\$ -	\$ -	\$ 90,000	\$ -	\$ -	\$ -	\$ -	
Salt Lake	Millcreek		New Project	16951	3300 South Sidewalk; 2600 East to 2700 East	Construct Sidewalk (Safe Routes to School Project)	2018	\$ 429,500	\$ 400,423	\$ -	\$ 400,423	\$ -	\$ -	\$ -	\$ -	\$ -	
Salt Lake	Millcreek	Var	New Project - 029()	17870	4500 South (SR-266); 1500 East to 1630 East	Construct Missing Sidewalk	2019	\$ 357,600	\$ 333,390	\$ -	\$ -	\$ 333,390	\$ -	\$ -	\$ -	\$ -	
Salt Lake	Riverton		New Project	14945	Midas Creek Trail; Mountain View to 4000 West	Construct the west section of the Midas Creek Trail to connect the trail through 13800 South	2016	\$ 212,285	\$ 182,285	\$ 60,600	\$ 121,686	\$ -	\$ -	\$ -	\$ -	\$ -	
Salt Lake	Salt Lake		New Project	14952	Beck Street Bicycle Design; Chicago St (1820 North) to South end of the existing shared use path on the Beck Street Frontage Road	Design a dual direction physically separated bicycle facility to replace existing bicycle lanes	2016	\$ 55,400	\$ 51,649	\$ 51,649		\$ -	\$ -	\$ -	\$ -	\$ -	
Salt Lake	Salt Lake City		F-LC35(265)	14054	1300 South Bypass; 200 East to 500 West	Provide Safe Bicycle Route - Parallel to 1300 South and Improve Pedestrian Crossings to access Ballpark TRAX	2015	\$ 458,000	\$ 324,000	\$ -	\$ -	\$ 124,000	\$ 200,000	\$ -	\$ -	\$ -	
Salt Lake	Salt Lake City		New Project	15927	Transit Stop Improvements; City Wide	This project would include concrete pads, ADA accessibility, and amenities at the busiest and highest need stops.	2017	\$ 200,000	\$ 186,000	\$ 186,000	\$ -	\$ -	\$ -	\$ -	\$ -	\$ -	
Salt Lake	Salt Lake City		F-R299(299)	16869	SLC Bike Share (GREENbike) Expansion	Construct Additional Bike Docking Stations/ Purchase Additional Bikes	2017	\$ 373,973	\$ 150,000	\$ 150,000	\$ -	\$ -	\$ -	\$ -	\$ -	\$ -	
Salt Lake	Salt Lake City	Var	New Project - 030()	17757	SLC Bike Share (GREENbike) Expansion	Constructs additional Bike Docking Stations/ Purchases additional Bikes	2019	\$ 375,416	\$ 200,000	\$ -	\$ -	\$ 200,000	\$ -	\$ -	\$ -	\$ -	
Salt Lake	Salt Lake County		New Project	14944	Grit Mill and Climbing Master Plan; Little Cottonwood Canyon Park & Ride	Construction of Parking Lot/ Trailhead and Restroom and realign SR-210 for access improvements	2016	\$ 822,008	\$ 537,927	\$ 250,384	\$ 287,543	\$ -	\$ -	\$ -	\$ -	\$ -	

Transportation Alternatives Program (TAP)
2021-2026 Transportation Improvement Program (TIP)

											Amount Obligated	Current Federal Fiscal Year	New Project/ Additional Funds				
County	Sponsor	Route	Project Number	PIN	Project Information		Year Added to TIP	Estimated Total Project Cost	Original Funds Programmed	Total Amount Obligated	Current Federal Fiscal Year	Estimated TAP Funds and Phasing (Federal Fiscal Year)				Concept Development	
					Location/ Limits	Concept/ Type of Improvement					2020	2021	2022	2023	2024	2025	2026
Salt Lake	Salt Lake County		New Project	14948	3300 South; 3018 East to 3040 East	Complete a 120 Foot Gap in the sidewalk along the south side of 3300 South	2016	\$ 190,200	\$ 186,000	\$ 186,000	\$ -	\$ -	\$ -	\$ -	\$ -	\$ -	\$ -
Salt Lake	Salt Lake County		New Project	15929	Salt Lake County Bicycle Counters	This project will place automatic counters at strategic locations around Salt Lake County to begin collecting vital user data.	2017	\$ 299,900	\$ 200,000	\$ 32,631	\$ 167,370	\$ -	\$ -	\$ -	\$ -	\$ -	\$ -
Salt Lake	South Jordan		New Project	14950	Daybreak Parkway & Lake Run Intersection	Improve Pedestrain/ Bicycle Crossing facilities (Safe Routes to School Project)	2016	\$ 269,400	\$ 251,162	\$ 251,162	\$ -	\$ -	\$ -	\$ -	\$ -	\$ -	\$ -
Salt Lake	Taylorsville		New Project	14949	Taylorsville Regional Trail; 5140 South to 5400 South	Reconstruct the Sidewalk & construct a pathway for pedestrians, bicyclists, and other non-motorized forms of transportation across I-215.	2016	\$ 310,500	\$ 268,502	\$ 199,951	\$ 68,551	\$ -	\$ -	\$ -	\$ -	\$ -	\$ -
Salt Lake	UTA		New Project	16950	Salt Lake Urbanized Area Bike Rack Expansion	Replace UTA Bus Bike Racks for two bikes to Bike Racks for three bikes	2018	\$ 91,200	\$ 33,198	\$ 33,198	\$ -	\$ -	\$ -	\$ -	\$ -	\$ -	\$ -
Salt Lake	UTA		New Project	15928	Update Bike Cars on FrontRunner	This request is for new bike racks on 10 of UTA's 16 FrontRunner bike cars.	2017	\$ 194,800	\$ 181,612	\$ 181,612	\$ -	\$ -	\$ -	\$ -	\$ -	\$ -	\$ -
Salt Lake	UTA/ Salt Lake		New Project	14951	Downtown SLC Crosswalks; (900 South & 200 West) and (200 South & 600 West)	Make all the Crosswalks Pedestrian Activated Push-button Signals	2016	\$ 200,000	\$ 186,460	\$ 186,460	\$ -	\$ -	\$ -	\$ -	\$ -	\$ -	\$ -
Salt Lake	West Jordan		New Project	14947	7800 South Jordan River Pedestrian Bridge at 1100 West	Construct New Pedestrian Bridge over the Jordan River	2016	\$ 347,700	\$ 324,161	\$ 144,507	\$ 179,654	\$ -	\$ -	\$ -	\$ -	\$ -	\$ -
Salt Lake	West Valley		New Project	15925	Utah & Salt Lake Canal Trail; MVC Trail to 6400 West	Project extends the UTSL Canal Trail to 6400 West, improving access to the regional trail network.	2017	\$ 291,000	\$ 271,299	\$ -	\$ 271,299	\$ -	\$ -	\$ -	\$ -	\$ -	\$ -
Salt Lake	West Valley City	Var	New Project - 028()	17869	Cross Towne Trail; 2700 West to Bangerter Hwy	New Trail Construction	2019	\$ 600,000	\$ 451,458	\$ -	\$ -	\$ 451,458	\$ -	\$ -	\$ -	\$ -	\$ -
Salt Lake	Magna	2820 South	Newproject-030(2020)	18836	2820 South; 7563 West to 7440 West - Sidewalk	Safe Routes to School - Construct Missing Sidewalk	2020	\$ 224,900	\$ 204,706	\$ -	\$ -	\$ -	\$ 204,706	\$ -	\$ -	\$ -	\$ -
Salt Lake	Salt Lake City	Kensington	Newproject-031(2020)	18837	Kensington Avenue; West Temple tp 600 East	Enhance Bike/ Ped use of and connectivity for all ages & abilities	2020	\$ 538,600	\$ 300,000	\$ -	\$ -	\$ -	\$ 300,000	\$ -	\$ -	\$ -	\$ -
Salt Lake	Salt Lake County	8425 South	Newproject-032(2020)	18838	8425 South; 1300 East to 1475 East - Sidewalk	Safe Routes to School - Construct Missing Sidewalk	2020	\$ 396,200	\$ 322,855	\$ -	\$ -	\$ -	\$ 322,855	\$ -	\$ -	\$ -	\$ -

Transportation Alternatives Program (TAP)
2021-2026 Transportation Improvement Program (TIP)

													Amount Obligated	Current Federal Fiscal Year	New Project/ Additional Funds		
County	Sponsor	Route	Project Number	PIN	Project Information		Year Added to TIP	Estimated Total Project Cost	Original Funds Programmed	Total Amount Obligated	Current Federal Fiscal Year	Estimated TAP Funds and Phasing (Federal Fiscal Year)				Concept Development	
					Location/ Limits	Concept/ Type of Improvement					2020	2021	2022	2023	2024	2025	2026
OGDEN/ LAYTON URBAN AREA																	
Davis	Clinton		New Project	14854	D&RGW Trail Street Crossings at 1300 North and 2300 North	Construct Improvements to Stop midblock crossing and require trail users to cross at the intrsection crosswalks	2016	\$ 111,100	\$ 103,579	\$ -	\$ -	\$ -	\$ -	\$ -	\$ -	\$ -	\$ -
Davis	Davis & Weber County		New Project	15924	Davis and Weber County Bicycle Counters	Project will place automatic counters at strategic locations around Davis and Weber Counties to begin collecting vital user data.	2017	\$ 500,000	\$ 200,000	\$ -	\$ 200,000	\$ -	\$ -	\$ -	\$ -	\$ -	\$ -
Davis	Farmington		New Project	14851	200 West and 125 South	Pedestrian Crossing Signal Installation	2016	\$ 148,000	\$ 137,732	\$ -	\$ -	\$ -	\$ -	\$ -	\$ -	\$ -	\$ -
Davis	Farmington		New Project	16953	State Street and 400 West	Relocate and Signalize Pedestrian Crossing	2018	\$ 250,000	\$ 200,000	\$ -	\$ 200,000	\$ -	\$ -	\$ -	\$ -	\$ -	\$ -
Davis	Farmington		New Project	16954	326 West Park Lane	Construct missing sidewalk	2018	\$ 76,200	\$ 71,041	\$ -	\$ 71,041	\$ -	\$ -	\$ -	\$ -	\$ -	\$ -
Davis	North Salt Lake		New Project	15922	Orchard Drive Sidewalk; 183 South to 83 South	Construct sidewalk along the eastside of Orchard Drive	2017	\$ 301,400	\$ 271,672	\$ 271,672	\$ -	\$ -	\$ -	\$ -	\$ -	\$ -	\$ -
Davis	North Salt Lake	Var	New Project - 023()	17864	Redwood Road West side path connections	Construct Missing Sidewalk	2019	\$ 229,600	\$ 182,600	\$ -	\$ -	\$ 182,600	\$ -	\$ -	\$ -	\$ -	\$ -
Weber	Ogden	Var	New Project - 024()	17865	20th & Lincoln Traffic Signal	Intersection, Bike & Ped Improvements	2019	\$ 407,100	\$ 239,000	\$ -	\$ -	\$ 239,000	\$ -	\$ -	\$ -	\$ -	\$ -
Weber	Plain City		New Project	16952	1975 North; 3600 West to 3525 West	Construct Sidewalk (Safe Routes to School Project)	2018	\$ 360,000	\$ 300,000	\$ -	\$ -	\$ 300,000	\$ -	\$ -	\$ -	\$ -	\$ -
Weber	Riverdale		New Project	14853	Various Locations throughout the City	Bicycle and Pedestrian - Right of Way Striping and Signage	2016	\$ 69,200	\$ 65,000	\$ -	\$ 65,000	\$ -	\$ -	\$ -	\$ -	\$ -	\$ -
Weber	Roy	Var	New Project - 025()	17866	3100 West; 4800 South to 5000 South Sidewalk	Safe Routes to School - Construct Missing Sidewalk	2019	\$ 301,700	\$ 271,530	\$ -	\$ -	\$ 271,530	\$ -	\$ -	\$ -	\$ -	\$ -
Weber	South Ogden		New Project	14852	Jefferson Avenue; Madison to 4400 South	Construct Sidewalk (Safe Routes to School Project)	2016	\$ 343,800	\$ 320,525	\$ 320,525	\$ -	\$ -	\$ -	\$ -	\$ -	\$ -	\$ -
Weber	South Ogden, Washington Terrace, Riverdale		New Project	14856	Three City Alternative Planning Study	Develop a bike and Pedestrian Alternative Transportation Plan to connect the three communities	2016	\$ 96,535	\$ 90,000	\$ 90,000	\$ -	\$ -	\$ -	\$ -	\$ -	\$ -	\$ -
Davis	UTA		New Project	15923	Update Bike Cars on FrontRunner	Construct new bike racks on 6 of UTA’s 16 FrontRunner bike cars.		\$ 116,900	\$ 95,000	\$ 95,000	\$ -	\$ -	\$ -	\$ -	\$ -	\$ -	\$ -
Davis	West Bountiful		New Project	14855	Pages Lane Bike Lanes; 800 West to Legacy Trail	Construct Bike/ Pedestrian Facility	2016	\$ 450,000	\$ 375,000	\$ -	\$ -	\$ -	\$ -	\$ -	\$ -	\$ -	\$ -
Weber	West Haven		F-LC57(33)	12166	River Parkway Trail; 1800 South to City Cemetery	New Construction of Bike/ Ped Trail	2014	\$ 1,280,465	\$ 966,311	\$ 966,311	\$ -	\$ -	\$ -	\$ -	\$ -	\$ -	\$ -
Weber	Riverdale	1050 West	Newproject-033(2020)	18834	UDOT Reg One/ Riverdale - 1050 West & I-84 Sidewalk, Bike/ Ped Facility	Safe Routes to School - Construct Missing Sidewalk	2020	\$ 507,525	\$ 480,000	\$ -	\$ -	\$ -	\$ 480,000	\$ -	\$ -	\$ -	\$ -
Davis	Layton	Kay’s Creek	Newproject-034(2020)	18835	East & West Trail Connections for Kay’s Creek Trail Highway 89 Underpass	New Trail Construction	2020	\$ 790,500	\$ 395,250	\$ -	\$ -	\$ -	\$ 395,250	\$ -	\$ -	\$ -	\$ -

Transportation Alternatives Program (TAP)
2021-2026 Transportation Improvement Program (TIP)

2021-2026 Transportation Improvement Program (TIP)												Amount Obligated	Current Federal Fiscal Year	New Project/ Additional Funds			
County	Sponsor	Route	Project Number	PIN	Project Information		Year Added to TIP	Estimated Total Project Cost	Original Funds Programmed	Total Amount Obligated	Current Federal Fiscal Year	Estimated TAP Funds and Phasing (Federal Fiscal Year)				Concept Development	
					Location/ Limits	Concept/ Type of Improvement					2020	2021	2022	2023	2024	2025	2026
Funding Swapped with UDOT TAP funds on West Haven 'River Parkway Trail; 1800 South to City Cemetery'																	
OGDEN/ LAYTON URBAN AREA										Federal Funds	Total						
Davis	Clinton		New Project	14854	D&RGW Trail Street Crossings at 1300 North and 2300 North	Construct Improvements to Stop midblock crossing and require trail users to cross at the intrsection crosswalks	2016	\$ 111,100	\$ 103,579	\$ 103,579	\$ 111,101	\$ -	\$ -	\$ -	\$ -	\$ -	\$ -
Davis	Farmington		New Project	14851	200 West and 125 South	Pedestrian Crossing Signal Installation	2016	\$ 148,000	\$ 137,732	\$ 137,732	\$ 147,734	\$ -	\$ -	\$ -	\$ -	\$ -	\$ -
Davis	West Bountiful		New Project	14855	Pages Lane Bike Lanes; 800 West to Legacy Trail	Construct Bike/ Pedestrian Facility	2016	\$ 450,000	\$ 375,000	\$ 375,000	\$ 402,231	\$ -	\$ -	\$ -	\$ -	\$ -	\$ -

Other Federal Highway Administration Funds ePM Tables For –

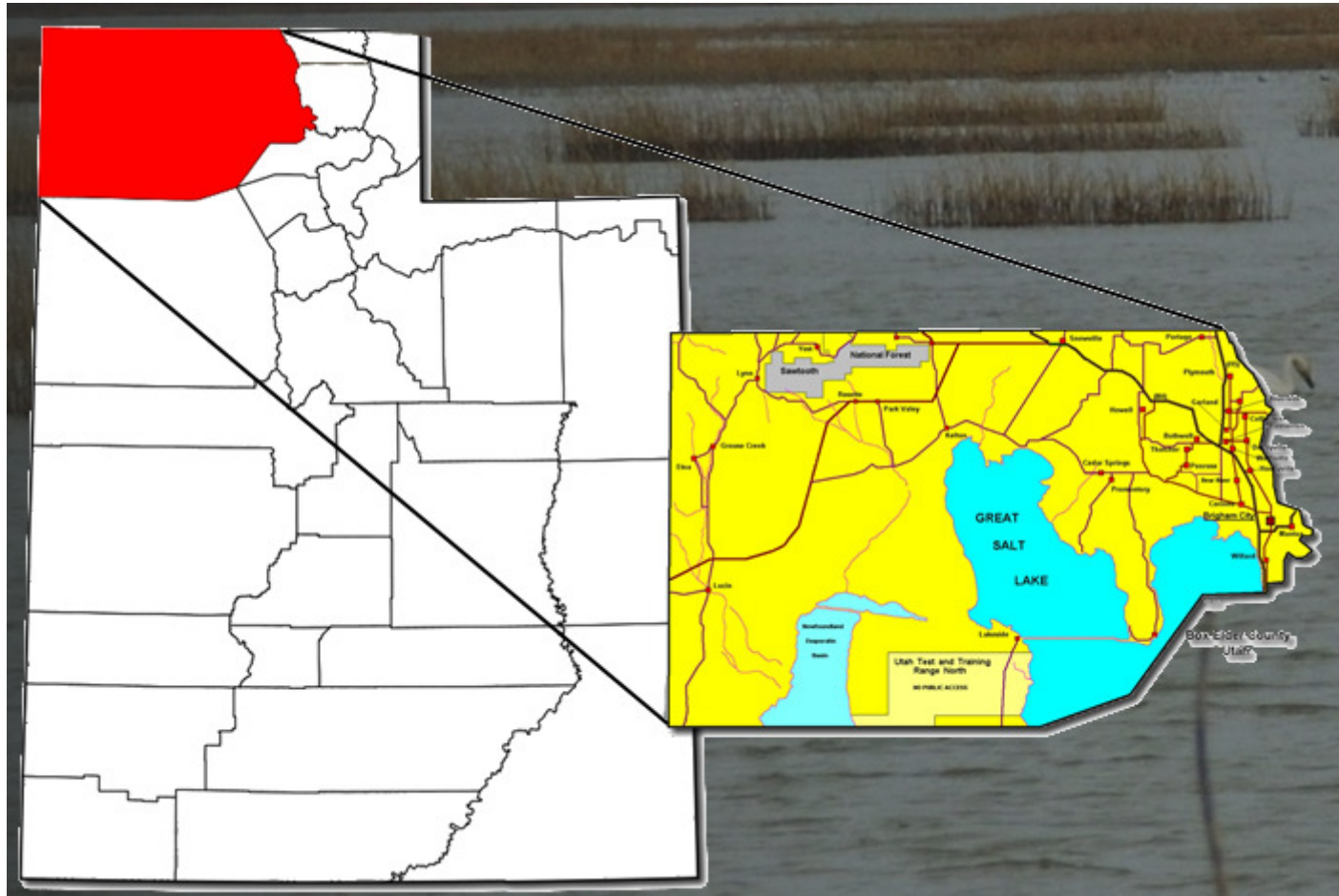
**Box Elder County
Davis County
Morgan County
Salt Lake County
Tooele County
Weber County
Including Statewide Programs**

National Highway Performance (NHPP)
Interstate Maintenance (IM)
National Highway System (NHS)
Bridge On - State System
Any Area Statewide Bridge Replacement
Off System – Local
Off System – Optional
Minimum Guarantee
Highway Safety Improvement
Safety Any Area
Rail/ Highway Crossing – Hazard Elimination
Recreational Trails Program
Safe Routes to School
Economic Recovery
TIGER Discretionary Funds
Other Federal Funds

Box Elder County

The Wasatch Front Regional Council (WFRC) is responsible for coordinating the transportation planning process in the Salt Lake/ West Valley and the Ogden/ Layton urbanized areas as the designated Metropolitan Planning Organization (MPO).

Only the projects within the urbanized boundaries of the Ogden/ Layton area (Brigham City, Perry, and Willard) are actually part of the WFRC 2020-2025 Transportation Improvement Program (TIP). All other projects in the Box Elder County section of this table are listed for reference only.





DRAFT

DRAFT STIP

UDOT electronic Program Management

Statewide Transportation Improvement Program



STIP 2021-2026

Report Run on: Aug 31, 2020, 12:23 P.M.

epm345_stip_report (Rev 1716)

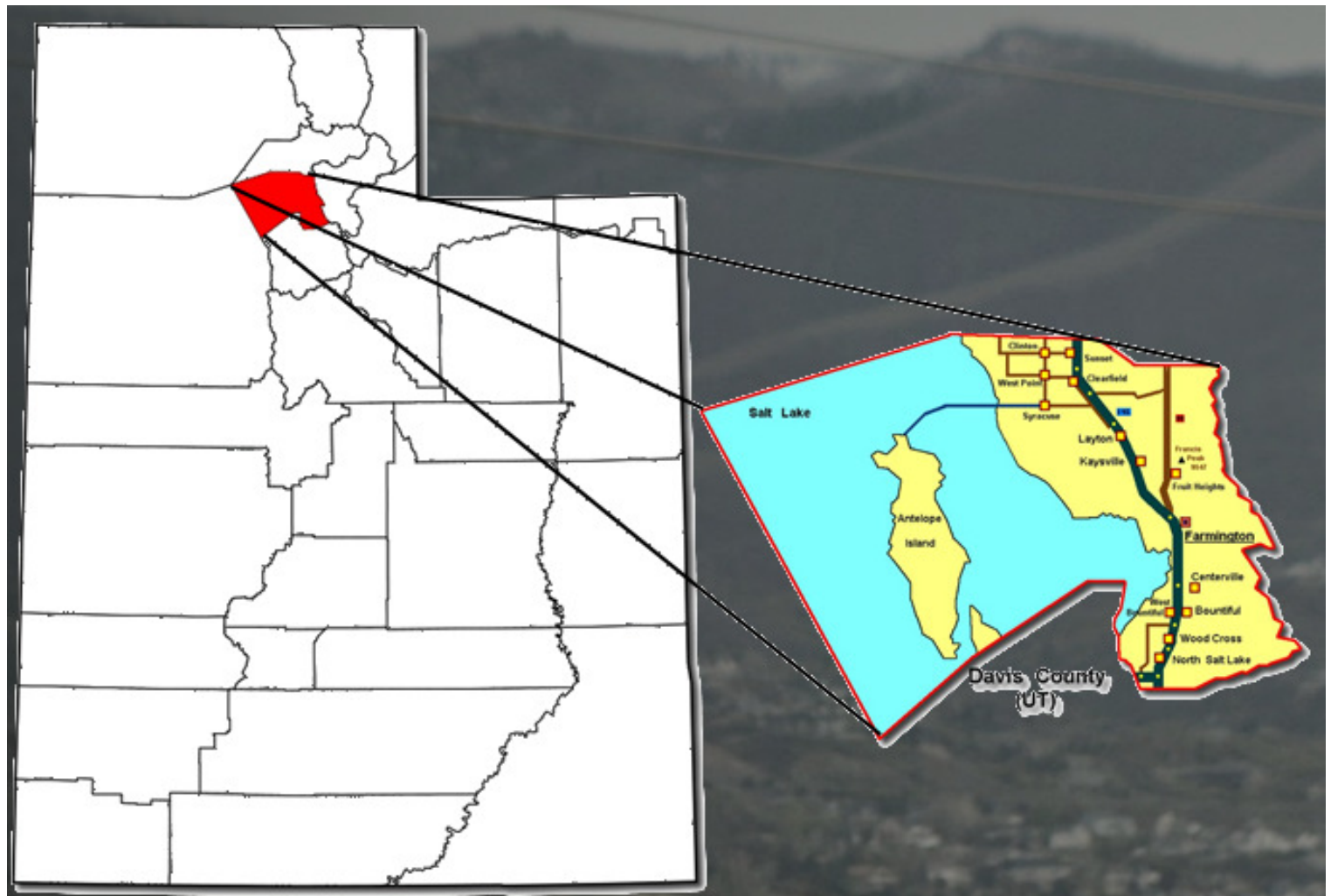
Region	PIN	Status	Project No.	Rt.	Beg	Len	PIN Description / Project Location				Concept Description			State	Other
		Fund	Prior		2021		2022	2023	2024		CD	Total	Fed Aid		
Box Elder County Projects															
BOX EL	18257	Funding	NEWPROJ(18257)	84			I-84 Pocatello Valley Interch Bridge Replacement				New Bridge/Bridge Replacement				
		To Be Adv Dt:					POCATELLO/VALLEY - OVERPASS; MP .00 - .25								
NEW		NHPP_BR			\$0	\$0	\$0	\$0	\$800,000		\$6,500,000	\$7,300,000	\$6,805,790	\$494,210	\$0
BOX EL	15677	STIP	F-0089(456)423	89	423	9	US-89; SR-126 to Perry				High Volume				
		To Be Adv Dt:					US-89; MP 423.31 - 432.52								
		NHPP_NHS			\$0	\$0	\$0	\$20,000,000	\$0		\$0	\$20,000,000	\$18,646,000	\$1,354,000	\$0
BOX EL	16938	STIP	F-1098(2)1	1098	1		1200 West Box Elder Creek Bridge at 600 North				New Bridge/Bridge Replacement				
		To Be Adv Dt:					Cnty:FA-1098; MP .81 - .81								
		LOCAL_GOV			\$0	\$0	\$0	\$0	\$0		\$53,000	\$53,000	\$0	\$0	\$53,000
		STP_URB_O/L			\$0	\$0	\$0	\$848,500	\$0		\$848,500	\$1,697,000	\$1,582,113	\$0	\$114,887
		Total			\$0	\$0	\$0	\$848,500	\$0		\$901,500	\$1,750,000	\$1,582,113	\$0	\$167,887
BOX EL	13932	Scoping	F-LC03(22)	OTHER			750 North 200 West, Willard City				Intersection Modification				
		Will Not Adv					750 North 200 West, Willard City, Utah								
		CMAQ_BOX_ELD			\$0	\$91,172	\$0	\$0	\$0		\$0	\$91,172	\$85,000	\$0	\$6,172
BOX EL	14841	Scoping	S-LC03(25)	OTHER			1200 West; 3600 S. to S. Perry Boundry Extension				TIF - Transportation Investment Fund				
		Will Not Adv					1200 West; 3600 South to Southern Perry Boundary								
		LOCAL_MATCH			\$0	\$0	\$0	\$0	\$0		\$0	\$0	\$0	\$0	\$0
		L_PASS_MATCH			\$0	\$207,915	\$0	\$0	\$0		\$0	\$207,915	\$0	\$0	\$207,915
		STP_URB_O/L			\$0	\$0	\$0	\$0	\$0		\$0	\$0	\$0	\$0	\$0
		ST_TIF			\$0	\$0	\$0	\$0	\$0		\$0	\$0	\$0	\$0	\$0
		ST_TIF_EXCH			\$26,555	\$2,052,593	\$0	\$0	\$0		\$0	\$2,079,148	\$0	\$2,079,148	\$0
		Total			\$26,555	\$2,260,508	\$0	\$0	\$0		\$0	\$2,287,063	\$0	\$2,079,148	\$207,915
BOX EL	14848	STIP	F-LC03(26)	OTHER			1200 W; 2250 S. to 775 W., Bike Trail, Perry				Pedestrian/Bike facility				
		To Be Adv Dt:					1200 West, 2250 South to 775 West								
		CMAQ_BOX_ELD			\$0	\$0	\$662,000	\$0	\$0		\$0	\$662,000	\$617,183	\$0	\$44,817
		LOCAL_GOV			\$0	\$0	\$33,000	\$0	\$0		\$0	\$33,000	\$0	\$0	\$33,000
		Total			\$0	\$0	\$695,000	\$0	\$0		\$0	\$695,000	\$617,183	\$0	\$77,817

Davis County

The Wasatch Front Regional Council (WFRC) is responsible for coordinating the transportation planning process in the Salt Lake/ West Valley and the Ogden/ Layton urbanized areas as the designated Metropolitan Planning Organization (MPO).

The Cities of Davis County include;

Bountiful
Centerville
Clearfield
Clinton
Farmington
Fruit Heights
Kaysville
Layton
North Salt Lake
South Weber
Sunset
Syracuse
West Bountiful
West Point
Woods Cross





DRAFT

DRAFT STIP

UDOT electronic Program Management

Statewide Transportation Improvement Program



STIP 2021-2026

Report Run on: Aug 31, 2020, 12:23 P.M.

epm345_stip_report (Rev 1716)

Region	PIN	Status	Project No.	Rt.	Beg	Len	PIN Description / Project Location	Concept Description	CD	Total	Fed Aid	State	Other
		Fund	Prior		2021		2022	2023	2024				
Davis County Projects													
DAVIS	17812	Scoping Will Not Adv	S-I15-7(361)313	15	313	24	I-15 Ramp Destination Sensors in Davis County I-15; MP 313.00 - 337.00	Local/MPO/Other Agency Pass-Through					
		LOCAL_GOV			\$0		\$250,000	\$0	\$0	\$0	\$250,000	\$0	\$250,000
DAVIS	15022	Scoping Will Not Adv	S-0037(13)	37		2	SR-37; Corridor Preservation SR-37; MP .00 - 2.00	Corridor Preservation					
		ST_CORR_PRES			\$4,941,627		\$0	\$0	\$0	\$0	\$4,941,627	\$0	\$4,941,627
DAVIS	6552	Scoping Will Not Adv	F-0037(4)0	37		2	1800 NO. (SR-37) 2000 W, to I-15 Enviro. Study SR-37; MP .00 - 2.00						
		STP_URB_O/L			\$1,904,018		\$455,737	\$0	\$0	\$0	\$2,359,755	\$2,200,000	\$159,755
		ST_CONCPT_D1			\$16,583		\$0	\$0	\$0	\$0	\$16,583	\$0	\$16,583
		Total			\$1,920,601		\$455,737	\$0	\$0	\$0	\$2,376,338	\$2,200,000	\$176,338
DAVIS	13363	Undr Const Will Not Adv	S-R199(190)	68	66		FY2015 Region One TAP, North Salt Lake SR-68; MP 65.62 - 65.82	Trails					
		LOCAL_GOV			\$0		\$0	\$0	\$0	\$0	\$0	\$0	\$0
		L_PASS_MATCH			\$0		\$34,250	\$0	\$0	\$0	\$34,250	\$0	\$34,250
		ST_PVMT			\$0		\$98,750	\$0	\$0	\$0	\$98,750	\$0	\$98,750
		Total			\$0		\$133,000	\$0	\$0	\$0	\$133,000	\$0	\$133,000
DAVIS	17864	STIP To Be Adv Dt:	F-0068(127)64	68	64	1	Redwood Road West side path connections SR-68; MP 64.37 - 65.74	Safe Sidewalk					
		LOCAL_GOV			\$0		\$33,740	\$0	\$0	\$0	\$33,740	\$0	\$33,740
		TAP_URB_O/L			\$0		\$195,860	\$0	\$0	\$0	\$195,860	\$182,600	\$13,260
		Total			\$0		\$229,600	\$0	\$0	\$0	\$229,600	\$182,600	\$47,000
DAVIS	13480	Scoping Will Not Adv	S-R199(198)	89	399		US-89; Nicholls Rd Grade Separation, Frontage Rds. US-89; MP 398.60 - 398.80 & US-89; Mutton Hollow to Oak Hills, East and West side Frontage Roads	New Capacity					
		ST_CONCPT_D1			\$21,234		\$30,895	\$0	\$0	\$0	\$52,128	\$0	\$52,128
		ST_TIF			\$953,277		\$0	\$0	\$0	\$0	\$953,277	\$0	\$953,277
		Total			\$974,511		\$30,895	\$0	\$0	\$0	\$1,005,405	\$0	\$1,005,405
DAVIS	10021	Scoping Will Not Adv	F-LC11(48)	89	400		Fruit Heights / Kaysville 400/200 North US-89; MP 399.70 - 399.80	UTA/Transit					
		CMAQ_WFRC			\$0		\$0	\$0	\$0	\$1,322,536	\$1,322,536	\$1,233,000	\$89,536
DAVIS	13120	STIP To Be Adv Dt: 09/06/16	F-LC11(59)	89	399		Nicholls Road / US-89 Grade Searation US-89; MP 398.50 - 398.90	PE					
		STP_URB_O/L			\$0		\$0	\$0	\$0	\$1,081,100	\$1,081,100	\$1,007,910	\$73,190
DAVIS	18835	Funding To Be Adv Dt:	NEWPROJ(18835)	89	402		East/ West Kay's Creek Trail Connections US-89; MP 401.91 - 402.16	Transportation Alternatives					
		LOCAL_GOV			\$0		\$0	\$0	\$0	\$366,549	\$366,549	\$0	\$366,549
		TAP_URB_O/L			\$0		\$0	\$0	\$0	\$423,952	\$423,952	\$395,250	\$28,702
		Total			\$0		\$0	\$0	\$0	\$790,500	\$790,500	\$395,250	\$395,250



DRAFT

DRAFT STIP

UDOT electronic Program Management

Statewide Transportation Improvement Program



STIP 2021-2026

Report Run on: Aug 31, 2020, 12:23 P.M.

epm345_stip_report (Rev 1716)

Region	PIN	Status	Project No.	Rt.	Beg	Len	PIN Description / Project Location				Concept Description				
		Fund	Prior		2021		2022	2023	2024		CD	Total	Fed Aid	State	Other
Davis County Projects															
DAVIS	15917	STIP	F-0105(8)1		105	1	Parrish Lane (SR105) 400 West Intersec Centerville				Intersection Improvements				
		To Be Adv Dt:					SR-105; MP .78 - .78								
		CMAQ_PM2.5			\$0	\$0	\$0	\$1,072,616	\$0		\$836,684	\$1,909,300	\$1,780,040	\$0	\$129,260
		CMAQ_WFRC			\$0	\$0	\$0	\$0	\$0		\$0	\$0	\$0	\$0	\$0
		Total			\$0	\$0	\$0	\$1,072,616	\$0		\$836,684	\$1,909,300	\$1,780,040	\$0	\$129,260
DAVIS	17845	STIP	F-0125(2)1		105	1	Marketplace Drive & Parrish Lane Intersection				Intersection Modification				
		To Be Adv Dt:					SR-105; MP .66 - .66								
		CMAQ_WFRC			\$0	\$0	\$0	\$0	\$0		\$1,501,663	\$1,501,663	\$1,400,000	\$0	\$101,663
		LOCAL_GOV			\$0	\$0	\$0	\$0	\$0		\$256,137	\$256,137	\$0	\$0	\$256,137
		Total			\$0	\$0	\$0	\$0	\$0		\$1,757,800	\$1,757,800	\$1,400,000	\$0	\$357,800
DAVIS	16933	STIP	F-0106(21)8		106	8	1 Main Street (SR-106); Park Lane to Shepard Lane				Reconstruct & Widening				
		To Be Adv Dt:					SR-106; MP 8.30 - 9.05								
		STP_URB_O/L			\$0	\$0	\$0	\$993,200	\$0		\$993,200	\$1,986,400	\$1,851,921	\$0	\$134,479
DAVIS	17793	STIP	F-0106(23)8		106	8	1 Main Street (SR-106); Park Lane to Shepard Lane				Reconstruct & Widening				
		To Be Adv Dt:					SR-106; MP 8.30 - 9.04								
		LOCAL_GOV			\$0	\$0	\$0	\$0	\$0		\$84,200	\$84,200	\$0	\$0	\$84,200
		STP_URB_O/L			\$0	\$0	\$0	\$0	\$0		\$2,202,800	\$2,202,800	\$2,053,670	\$0	\$149,130
		Total			\$0	\$0	\$0	\$0	\$0		\$2,287,000	\$2,287,000	\$2,053,670	\$0	\$233,330
DAVIS	15680	Scoping	S-0108(36)6		108	6	2 SR-108; 300 North to 1800 North				Widen Existing Facility				
		To Be Adv Dt:	11/02/21				SR-108; MP 6.00 - 7.51								
		ST_TIF			\$8,294	\$11,991,706	\$9,640,000	\$26,660,000	\$0		\$11,700,000	\$60,000,000	\$0	\$60,000,000	\$0
DAVIS	16954	Scoping	F-0225(8)1		225	1	Park Lane & 326 West Sidewalk - Farmington				Pedestrian/Bike facility				
		To Be Adv Dt:	01/13/21				SR-225; MP .66 - .68								
		TAP_URB_O/L			\$0	\$0	\$0	\$0	\$0		\$0	\$0	\$0	\$0	\$0
		TAP_URB_WFRC			\$33,000	\$43,200	\$0	\$0	\$0		\$0	\$76,200	\$71,041	\$5,159	\$0
		Total			\$33,000	\$43,200	\$0	\$0	\$0		\$0	\$76,200	\$71,041	\$5,159	\$0
DAVIS	16937	Scoping	F-1384(0)0		1384		Main Street; Center Street to 350 North - NSL				Reconstruct no widening				
		To Be Adv Dt:	09/18/20				Cnty:FA-1384; MP .19 - .64								
		STP_URB_O/L			\$131,220	\$39,672	\$1,141,308	\$0	\$0		\$0	\$1,312,200	\$1,223,364	\$0	\$88,836
DAVIS	18813	Funding	NEWPROJ(18813)		1384	1	1 Main St Sidewalk; I-15 to Pacific Avenue				Transportation Alternatives				
		To Be Adv Dt:					Cnty:FA-1384; MP .80 - 1.31								
		LOCAL_GOV			\$0	\$0	\$0	\$0	\$0		\$71,606	\$71,606	\$0	\$0	\$71,606
		STP_URB_O/L			\$0	\$0	\$0	\$0	\$0		\$294,594	\$294,594	\$274,650	\$0	\$19,944
		Total			\$0	\$0	\$0	\$0	\$0		\$366,200	\$366,200	\$274,650	\$0	\$91,550



DRAFT

DRAFT STIP

UDOT electronic Program Management

Statewide Transportation Improvement Program



STIP 2021-2026

Report Run on: Aug 31, 2020, 12:23 P.M.

epm345_stip_report (Rev 1716)

Region	PIN	Status	Project No.	Rt.	Beg Len	PIN Description / Project Location				Concept Description				
		Fund	Prior		2021	2022	2023	2024	CD	Total	Fed Aid	State	Other	
Davis County Projects														
DAVIS	16953	Scoping	F-1454(1)1	1454	1	State Street and 400 West Ped Crossing and Signal				Pedestrian/Bike facility				
		To Be Adv Dt: 01/13/21 Cnty:FA-1454; MP .81 - .84												
		TAP_URB_O/L			\$0	\$0	\$0	\$0	\$0	\$0	\$0	\$0	\$0	
		TAP_URB_WFRC			\$70,000	\$180,000	\$0	\$0	\$0	\$0	\$250,000	\$233,075	\$16,925	
		Total			\$70,000	\$180,000	\$0	\$0	\$0	\$0	\$250,000	\$233,075	\$16,925	
DAVIS	18810	Funding	NEWPROJ(18810)	1489	1	300 North; 2000 West to 3000 West				Reconstruct & Widening				
		To Be Adv Dt: Cnty:FA-1489; MP .00 - 1.01												
NEW		LOCAL_GOV			\$0	\$0	\$0	\$0	\$115,000	\$115,000	\$0	\$0	\$115,000	
		STP_URB_O/L			\$0	\$0	\$0	\$0	\$3,197,700	\$3,197,700	\$2,981,216	\$0	\$216,484	
		Total			\$0	\$0	\$0	\$0	\$3,312,700	\$3,312,700	\$2,981,216	\$0	\$331,484	
DAVIS	15899	Undr Const	S-1492(1)2	1492	2	800 North; 2000 W to 3000 W, Clinton/ West Point				Reconstruct & Widening				
		Will Not Adv Cnty:FA-1492; MP 1.51 - 2.51												
		LOCAL_GOV			\$0	\$1,356,352	\$0	\$0	\$0	\$1,356,352	\$0	\$0	\$1,356,352	
		LOCAL_MATCH			\$0	\$0	\$0	\$0	\$0	\$0	\$0	\$0	\$0	
		L_PASS_MATCH			\$0	\$236,695	\$0	\$0	\$0	\$236,695	\$0	\$0	\$236,695	
		STP_URB_O/L			\$0	\$0	\$0	\$0	\$0	\$0	\$0	\$0	\$0	
		ST_TIF			\$0	\$0	\$0	\$0	\$0	\$0	\$0	\$0	\$0	
		ST_TIF_EXCH			\$1,181,104	\$1,185,848	\$0	\$0	\$0	\$2,366,952	\$0	\$2,366,952	\$0	
		Total			\$1,181,104	\$2,778,895	\$0	\$0	\$0	\$3,959,999	\$0	\$2,366,952	\$1,593,047	
DAVIS	17848	STIP	F-1504(1)3	1504	3	1500 West & 1300 North Round-a-bout				Intersection Modification				
		To Be Adv Dt: Cnty:FA-1504; MP 3.01 - 3.01												
		CMAQ_WFRC			\$0	\$0	\$0	\$0	\$911,724	\$911,724	\$850,000	\$0	\$61,724	
		LOCAL_GOV			\$0	\$0	\$0	\$0	\$1,278,376	\$1,278,376	\$0	\$0	\$1,278,376	
		Total			\$0	\$0	\$0	\$0	\$2,190,100	\$2,190,100	\$850,000	\$0	\$1,340,100	
DAVIS	17365	STIP	F-I84-5(50)1	1508	1	Adams Ave over I-84 Deck Replacement (0C 644)				Deck Repair/Replacement				
		To Be Adv Dt: Cnty:FA-1508; MP .60 - .82												
		STP_BRIDGE			\$0	\$0	\$600,000	\$5,500,000	\$0	\$0	\$6,100,000	\$5,687,030	\$412,970	
DAVIS	11268	Advertised	S-R199(229)	MULT		West Davis Corridor				New Capacity				
		Adv Dt:	04/16/20			SR-67; West Davis Corridor Construction, Davis Co.								
		ST_TIF			\$129,970,887	\$71,800,769	\$146,000,000	\$210,000,000	\$210,000,000	\$41,336,613	\$809,108,269	\$0	\$809,108,269	
DAVIS	15678	STIP	F-I15-7(343)319	MULT		I-15; Pages Lane to Lagoon				High Volume				
		To Be Adv Dt: I-15; MP 318.50 - 324.75 & I-15; MP 318.50 - 324.75												
		NHPP_IM			\$0	\$0	\$40,000,000	\$0	\$0	\$0	\$40,000,000	\$37,672,000	\$2,328,000	
DAVIS	15682	STIP	S-I15-8(157)336	MULT		I-15; 1800 North Interchange				New Interchange on Existing Freeway				
		To Be Adv Dt: I-15; MP 336.40 - 337.40 & I-15; MP 336.40 - 337.40 & SR-37; MP .00 - 2.00 & To add the map for the widening of roadway on sr-37												
		ST_TIF			\$0	\$0	\$0	\$0	\$30,000,000	\$60,000,000	\$90,000,000	\$0	\$90,000,000	



DRAFT

DRAFT STIP

UDOT electronic Program Management

Statewide Transportation Improvement Program



STIP 2021-2026

Report Run on: Aug 31, 2020, 12:23 P.M.

epm345_stip_report (Rev 1716)

Region	PIN	Status	Project No.	Rt. Beg Len	PIN Description / Project Location				Concept Description				
		Fund	Prior	2021	2022	2023	2024	CD	Total	Fed Aid	State	Other	
Davis County Projects													
DAVIS	15684	Scoping	S-I15-7(340)325	MULT	I-15; Shepard Lane Interchange				New Interchange on Existing Freeway				
		To Be Adv Dt: 10/26/23			I-15; MP 325.20 - 326.00 & I-15; MP 325.20 - 326.00								
		ST_TIF		\$1,178,526	\$978,728	\$5,000,000	\$10,000,000	\$0	\$29,842,746	\$47,000,000	\$0	\$47,000,000	\$0
DAVIS	14843	Scoping	F-LC11(68)	MULT	500 West; 2000 S. to D St., Extension, Clearfield				New Capacity				
		To Be Adv Dt: 04/12/21			500 West; 2000 South to SR-108								
		LOCAL_GOV		\$0	\$995,957	\$0	\$0	\$0	\$0	\$995,957	\$0	\$0	\$995,957
		STP_URB_O/L		\$494,271	\$2,737,124	\$2,520,648	\$0	\$0	\$0	\$5,752,043	\$5,362,630	\$0	\$389,413
		Total		\$494,271	\$3,733,081	\$2,520,648	\$0	\$0	\$0	\$6,748,000	\$5,362,630	\$0	\$1,385,370
DAVIS	14854	Scoping	S-LC11(71)	MULT	D&RGW Trail Crossings; 1300 N. & 2300 N., Clinton				Pedestrian/Bike facility				
		Will Not Adv			D&RGW at 1300 N. and 2300 N.								
		ST_PVMT_TAP		\$0	\$103,579	\$0	\$0	\$0	\$0	\$103,579	\$0	\$103,579	\$0
		TAP_URB_WFRC		\$0	\$0	\$0	\$0	\$0	\$0	\$0	\$0	\$0	\$0
		Total		\$0	\$103,579	\$0	\$0	\$0	\$0	\$103,579	\$0	\$103,579	\$0
DAVIS	16935	STIP	S-LC11(74)	OTHER	WDC Connector; West Davis to Shepard Ln & I-15				New Capacity				
		Will Not Adv			A new road connecting the proposed Shepard Lane interchange on I-15 to the West Davis Corridor and Sunset Drive								
		LOCAL_GOV		\$0	\$365,500	\$0	\$0	\$0	\$0	\$365,500	\$0	\$0	\$365,500
		STP_URB_O/L		\$0	\$0	\$0	\$0	\$0	\$0	\$0	\$0	\$0	\$0
		ST_PVMT		\$0	\$3,289,500	\$0	\$0	\$0	\$0	\$3,289,500	\$0	\$3,289,500	\$0
		Total		\$0	\$3,655,000	\$0	\$0	\$0	\$0	\$3,655,000	\$0	\$3,289,500	\$365,500
DAVIS	7176	Scoping	S-0067(14)0	OTHER	West Davis Corridor EIS				Document EA/EIS				
		Will Not Adv			West Davis Corridor								
		ST_GF_CHN		\$9,453,585	\$0	\$0	\$0	\$0	\$0	\$9,453,585	\$0	\$9,453,585	\$0
		ST_TIF		\$2,145,878	\$404,122	\$0	\$0	\$0	\$0	\$2,550,000	\$0	\$2,550,000	\$0
		ST_TIF_SB229		\$5,000,000	\$0	\$0	\$0	\$0	\$0	\$5,000,000	\$0	\$5,000,000	\$0
		Total		\$16,599,463	\$404,122	\$0	\$0	\$0	\$0	\$17,003,585	\$0	\$17,003,585	\$0
DAVIS	7318	Active	S-R199(50)	OTHER	West Davis Corridor Preservation								
		Will Not Adv			West Davis Corridor								
		L_CORR_DAVIS		\$12,861,887	\$2,753,565	\$0	\$0	\$0	\$0	\$15,615,452	\$0	\$0	\$15,615,452
		L_CORR_MATCH		\$2,844,501	\$0	\$0	\$0	\$0	\$0	\$2,844,501	\$0	\$0	\$2,844,501
		Total		\$15,706,388	\$2,753,565	\$0	\$0	\$0	\$0	\$18,459,953	\$0	\$0	\$18,459,953
DAVIS	14849	Active	F-LC11(73)	OTHER	2000 West & 1300 North Intersection, Clinton				Intersection Modification				
		To Be Adv Dt: 09/22/20			2000 West & 1300 North, Clinton								
		CMAQ_WFRC		\$435,500	\$604,484	\$0	\$0	\$0	\$0	\$1,039,984	\$969,577	\$0	\$70,407
		LOCAL_GOV		\$0	\$311,516	\$0	\$0	\$0	\$0	\$311,516	\$0	\$0	\$311,516
		Total		\$435,500	\$916,000	\$0	\$0	\$0	\$0	\$1,351,500	\$969,577	\$0	\$381,923



DRAFT

DRAFT STIP

UDOT electronic Program Management

Statewide Transportation Improvement Program



STIP 2021-2026

Report Run on: Aug 31, 2020, 12:23 P.M.

epm345_stip_report (Rev 1716)

Region	PIN	Status	Project No.	Rt. Beg Len	PIN Description / Project Location				Concept Description			
		Fund	Prior	2021	2022	2023	2024	CD	Total	Fed Aid	State	Other
Davis County Projects												
DAVIS	14855	Scoping	S-LC11(72)	OTHER	Pages Lane; 800 W. to SR-67, Bike Lane, W. Btfl.				Pedestrian/Bike facility			
		Will Not Adv			Pages Lane; 800 West to SR-67							
		L_PASS_MATCH		\$0	\$75,000	\$0	\$0	\$0	\$75,000	\$0	\$0	\$75,000
		ST_PVMT_TAP	\$375,052	\$0	\$0	\$0	\$0	\$0	\$375,052	\$0	\$375,052	\$0
		TAP_URB_WFRC	\$0	\$0	\$0	\$0	\$0	\$0	\$0	\$0	\$0	\$0
		Total	\$375,052	\$75,000	\$0	\$0	\$0	\$0	\$450,052	\$0	\$375,052	\$75,000
DAVIS	15915	STIP	F-R199(238)	OTHER	Davis County Ski Bus, Layton to Snow Basin, Layton				Transportation Alternatives			
		Will Not Adv			Commuter Rail Layton Station to Snow Basin via Layton Hills Mall Area Hotels and Park and Ride Lots							
		CMAQ_WFRC	\$0	\$979,116	\$0	\$0	\$0	\$0	\$979,116	\$912,830	\$0	\$66,286
		LOCAL_GOV	\$0	\$40,884	\$0	\$0	\$0	\$0	\$40,884	\$0	\$0	\$40,884
		Total	\$0	\$1,020,000	\$0	\$0	\$0	\$0	\$1,020,000	\$912,830	\$0	\$107,170
DAVIS	15924	Scoping	F-R199(237)	OTHER	Davis/ Weber Bicycle Counters				Transportation Alternatives			
		Will Not Adv			'Davis/Weber County Bicycle Counters							
		LOCAL_GOV	\$0	\$285,477	\$0	\$0	\$0	\$0	\$285,477	\$0	\$0	\$285,477
		TAP_URB_WFRC	\$0	\$214,523	\$0	\$0	\$0	\$0	\$214,523	\$200,000	\$0	\$14,523
		Total	\$0	\$500,000	\$0	\$0	\$0	\$0	\$500,000	\$200,000	\$0	\$300,000
DAVIS	17794	STIP	F-0199(9)	OTHER	500 West Phase II; 2010 South to 2800 South				Reconstruct & Widening			
		To Be Adv Dt:			500 West Phase II; 2010 South to 2800 South, Syracuse Utah							
		STP_URB_O/L	\$0	\$0	\$0	\$0	\$0	\$3,990,800	\$3,990,800	\$3,720,623	\$0	\$270,177
DAVIS	17796	Scoping	F-0199(8)	OTHER	800 West & 1500 South Intersection				Intersection Modification			
		To Be Adv Dt: 09/28/21			800 West & 1500 South Intersection, Woods Cross, Utah 84087							
		STP_URB_O/L	\$0	\$0	\$0	\$0	\$0	\$1,056,500	\$1,056,500	\$984,975	\$0	\$71,525
DAVIS	18807	Funding	NEWPROJ(18807)	OTHER	Commerce Drive Road; Burke Lane to 950 North				New Capacity			
		To Be Adv Dt:			Burke Lane to 950 North, Farmington Utah							
NEW		LOCAL_GOV	\$0	\$0	\$0	\$0	\$0	\$4,904,652	\$4,904,652	\$0	\$0	\$4,904,652
		STP_URB_O/L	\$0	\$0	\$0	\$0	\$0	\$3,217,848	\$3,217,848	\$3,000,000	\$0	\$217,848
		Total	\$0	\$0	\$0	\$0	\$0	\$8,122,500	\$8,122,500	\$3,000,000	\$0	\$5,122,500
DAVIS	4955	Active	SP-9999(807)		West Davis Corridor; Corridor Preservation							
		Will Not Adv			North Legacy Corridor; N Ext. of Legacy Parkway							
		ST_CORR_PRES	\$8,360,647	\$31,944,915	\$0	\$0	\$0	\$0	\$40,305,561	\$0	\$40,305,561	\$0
DAVIS	11990	Active	F-LC11(50)		Transportation and Land Use Connection Program				Local/MPO/Other Agency Pass-Through			
		Will Not Adv			Project Planning Support -Weber & Davis County							
		L_PASS_MATCH	\$63,902	\$110,480	\$31,121	\$0	\$0	\$0	\$205,503	\$0	\$0	\$205,503
		STP_URB_O/L	\$0	\$0	\$0	\$0	\$0	\$0	\$0	\$0	\$0	\$0
		STP_UR_O/L@1	\$1,972,855	\$428,570	\$428,570	\$0	\$0	\$0	\$2,829,995	\$2,829,995	\$0	\$0
		ST_TRANS_SOL	\$340,182	\$109,818	\$0	\$0	\$0	\$0	\$450,000	\$0	\$450,000	\$0
		Total	\$2,376,939	\$648,868	\$459,691	\$0	\$0	\$0	\$3,485,498	\$2,829,995	\$450,000	\$205,503



DRAFT

DRAFT STIP

UDOT electronic Program Management

Statewide Transportation Improvement Program



STIP 2021-2026

Report Run on: Aug 31, 2020, 12:23 P.M.

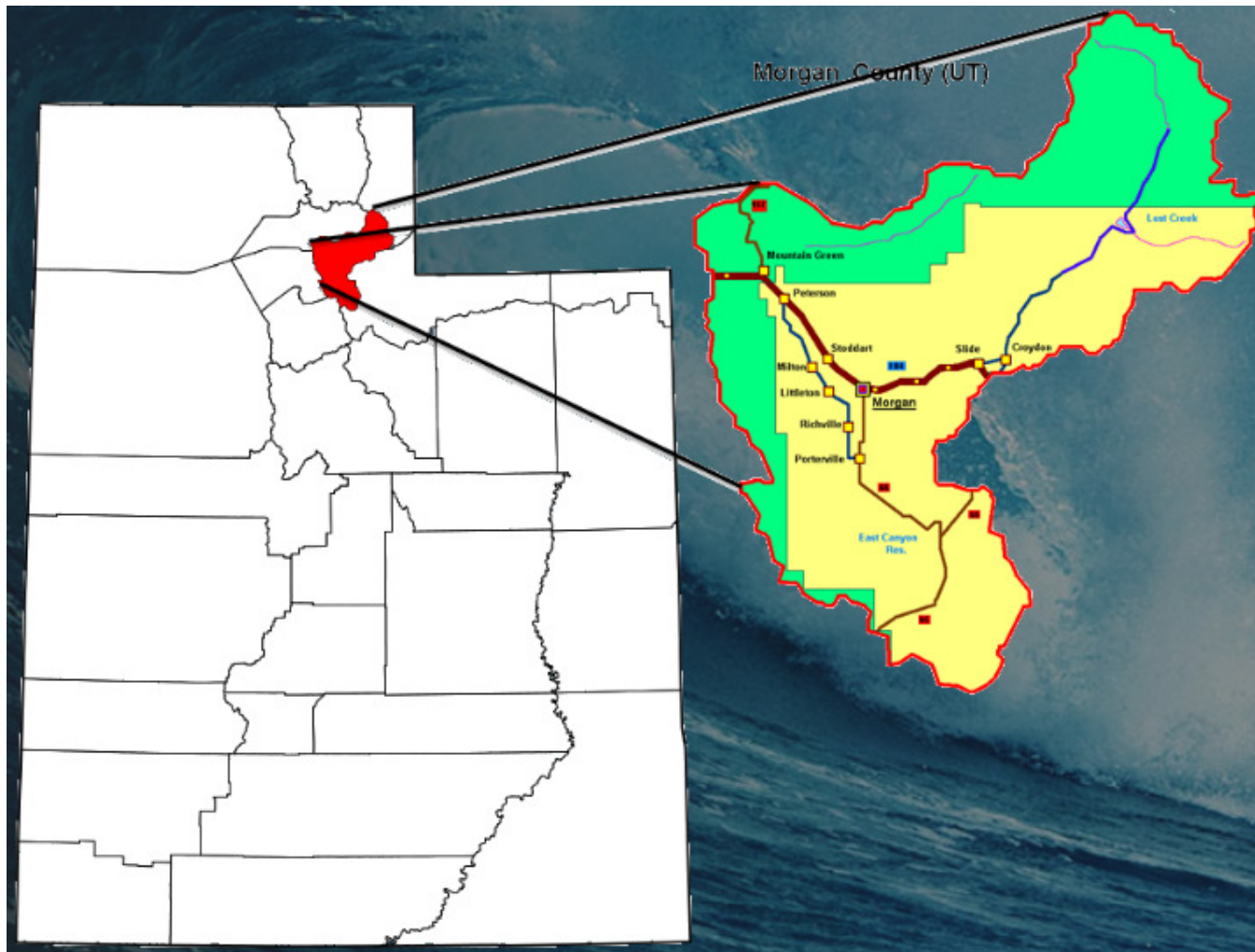
epm345_stip_report (Rev 1716)

Region	PIN	Status	Project No.	Rt. Beg Len	PIN Description / Project Location				Concept Description			State	Other
		Fund	Prior	2021	2022	2023	2024	CD	Total	Fed Aid			
Davis County Projects													
DAVIS	11996	Scoping	S-LC11(53)		800 North; Main St (SR-126) to 450 West				Reconstruct no widening				
		Will Not Adv			800 North; Main St (SR-126) to 450 West								
		LOCAL_MATCH	\$0	\$0	\$0	\$0	\$0	\$0	\$0	\$0	\$0	\$0	\$0
		L_PASS_MATCH	\$0	\$172,720	\$0	\$0	\$0	\$0	\$172,720	\$0	\$0	\$0	\$172,720
		STP_URB_O/L	\$0	\$0	\$0	\$0	\$0	\$0	\$0	\$0	\$0	\$0	\$0
		ST_CONCPT_D1	\$3,513	\$0	\$0	\$0	\$0	\$0	\$3,513	\$0	\$3,513	\$0	\$0
		ST_CONT_PG	\$10,726	\$0	\$0	\$0	\$0	\$0	\$10,726	\$0	\$10,726	\$0	\$0
		ST_TIF	\$0	\$0	\$0	\$0	\$0	\$0	\$0	\$0	\$0	\$0	\$0
		ST_TIF_EXCH	\$256,616	\$1,470,584	\$0	\$0	\$0	\$0	\$1,727,200	\$0	\$1,727,200	\$0	\$0
		Total	\$270,855	\$1,643,304	\$0	\$0	\$0	\$0	\$1,914,159	\$0	\$1,741,439	\$172,720	\$0
DAVIS	11997	Undr Const	S-LC11(54)		300 North; 1000 West to 2000 West				Reconstruct no widening				
		Will Not Adv			300 North; 1000 West to 2000 West								
		LOCAL_MATCH	\$0	\$0	\$0	\$0	\$0	\$0	\$0	\$0	\$0	\$0	\$0
		L_PASS_MATCH	\$0	\$191,250	\$0	\$0	\$0	\$0	\$191,250	\$0	\$0	\$0	\$191,250
		STP_URB_O/L	\$0	\$0	\$0	\$0	\$0	\$0	\$0	\$0	\$0	\$0	\$0
		ST_CONCPT_D1	\$1,886	\$0	\$0	\$0	\$0	\$0	\$1,886	\$0	\$1,886	\$0	\$0
		ST_CONT_PG	\$10,726	\$0	\$0	\$0	\$0	\$0	\$10,726	\$0	\$10,726	\$0	\$0
		ST_TIF	\$0	\$0	\$0	\$0	\$0	\$0	\$0	\$0	\$0	\$0	\$0
		ST_TIF_EXCH	\$585,634	\$1,326,866	\$0	\$0	\$0	\$0	\$1,912,500	\$0	\$1,912,500	\$0	\$0
		Total	\$598,245	\$1,518,116	\$0	\$0	\$0	\$0	\$2,116,362	\$0	\$1,925,112	\$191,250	\$0
DAVIS	14043	Undr Const	F-LC11(63)		Bluff Road; 550 West (on Gentile) to 1000 West				Reconstruct & Widening				
		Adv Dt: 12/28/19			Bluff Road; 550 West (on Gentile) to 1000 West								
		LOCAL_GOV'T	\$0	\$495,000	\$0	\$0	\$0	\$0	\$495,000	\$0	\$0	\$0	\$495,000
		L_BETTERMENT	\$70,260	\$373,051	\$0	\$0	\$0	\$0	\$443,312	\$0	\$0	\$0	\$443,312
		STP_URB_O/L	\$3,228,575	\$0	\$0	\$0	\$0	\$0	\$3,228,575	\$3,010,000	\$0	\$0	\$218,575
		ST_TIF	\$0	\$916,731	\$0	\$0	\$0	\$0	\$916,731	\$0	\$916,731	\$0	\$0
		Total	\$3,298,835	\$1,784,783	\$0	\$0	\$0	\$0	\$5,083,618	\$3,010,000	\$916,731	\$1,156,886	\$0
DAVIS	14044	STIP	F-LC11(64)		Layton FrontRunner Station Parking				UTA/Transit				
		To Be Adv Dt: 11/15/21			Layton FrontRunner Station Parking								
		STP_URB_O/L	\$0	\$0	\$0	\$0	\$0	\$2,145,232	\$2,145,232	\$2,000,000	\$0	\$0	\$145,232
DAVIS	14053	STIP	F-LC11(67)		TOD Ped/ Bike; FrontRunner Sta. to Freeport				Pedestrian/Bicycle Safety				
		Will Not Adv			Clearfield City TOD Ped/ Bike Bridge; FrontRunner Station to Freeport Center								
		CMAQ_WFRC	\$0	\$1,769,816	\$0	\$0	\$0	\$0	\$1,769,816	\$1,649,999	\$0	\$0	\$119,817

Morgan County

Morgan County and its lone municipality joined the Regional Council in 1972. And like Tooele County, Morgan County is not within the Urbanized Boundaries of Wasatch Front Regional Council (WFRC), but they are a member of the Regional Council Board and as such, their projects are included in the WFRC TIP as a resource to the County and the City.

Morgan City is the only incorporated city in Morgan County.





DRAFT

DRAFT STIP

UDOT electronic Program Management

Statewide Transportation Improvement Program



STIP 2021-2026

epm345_stip_report (Rev 1716)

Report Run on: Aug 31, 2020, 12:23 P.M.

Region	PIN	Status	Project No.	Rt.	Beg Len	PIN Description / Project Location				Concept Description			State	Other
		Fund	Prior		2021	2022	2023	2024		CD	Total	Fed Aid		
Morgan County Projects														
MORGAN	15896	Active	S-0167(7)2	167	2	Mtn. Green Interchange Corridor Preservation				Corridor Preservation				
		Will Not Adv				SR-167; MP 1.50 - 1.65								
		ST_CORR_PRES			\$6,582,154	\$10,923	\$0	\$0	\$0	\$0	\$6,593,076	\$0	\$6,593,076	\$0
MORGAN	16512	Scoping	F-1972(2)9	1972	9	4300 N over UPRR Bridge Preservation, 029007F				Preservation - Structure				
		To Be Adv Dt: 01/06/22				Cnty:FA-1972; MP 8.69 - 8.78								
		NHPP_BR			\$800,000	\$2,002,000	\$0	\$0	\$0	\$0	\$2,802,000	\$2,612,305	\$0	\$189,695
MORGAN	12624	Active	F-R199(194)	1980		Devil's Slide Bridge, Near Croydon, 029014D				Rehabilitation or Replacement				
		To Be Adv Dt: 03/03/21				Cnty:FA-1980; MP .00 - .14								
		STP_BRIDGE			\$1,083,100	\$2,905,900	\$0	\$0	\$0	\$0	\$3,989,000	\$3,718,945	\$0	\$270,055
MORGAN	13886	Undr Const	F-LC29(10)	MULT		Morgan Valley Drive, Peterson to Porterville				Non-Urban				
		Adv Dt: 06/15/19				Cnty:FA-1970; MP .00 - 3.90 & Cnty:FA-1972; MP .92 - 8.87 & Morgan Valley Drive, Peterson to Porterville								
		LOCAL_GOV			\$0	\$34,768	\$0	\$0	\$0	\$0	\$34,768	\$0	\$0	\$34,768
		STP_FLX_ST			\$2,037,973	\$0	\$0	\$0	\$0	\$0	\$2,037,973	\$1,900,002	\$0	\$137,971
		STP_RURAL			\$107,259	\$0	\$0	\$0	\$0	\$0	\$107,259	\$99,998	\$0	\$7,261
		Total			\$2,145,232	\$34,768	\$0	\$0	\$0	\$0	\$2,180,000	\$2,000,000	\$0	\$180,000
MORGAN	16595	STIP	F-R199(254)	OTHER		Young Street Bridge and Connector Road				Non-Urban				
		To Be Adv Dt:				Young Street Bridge and Connector Road								
		LOCAL_GOV			\$0	\$1,659,768	\$0	\$0	\$0	\$0	\$1,659,768	\$0	\$0	\$1,659,768
		STP_RURAL			\$0	\$2,145,232	\$0	\$0	\$0	\$0	\$2,145,232	\$2,000,000	\$0	\$145,232
		Total			\$0	\$3,805,000	\$0	\$0	\$0	\$0	\$3,805,000	\$2,000,000	\$0	\$1,805,000

Salt Lake County

The Wasatch Front Regional Council (WFRC) is responsible for coordinating the transportation planning process in the Salt Lake/ West Valley and the Ogden-Layton urbanized areas as the designated Metropolitan Planning Organization (MPO).

The Cities of Salt Lake County include;

Bluffdale

Cottonwood Heights

Draper

Herriman

Holladay

Midvale

Murray

Riverton

Salt Lake City

Salt Lake County

Sandy

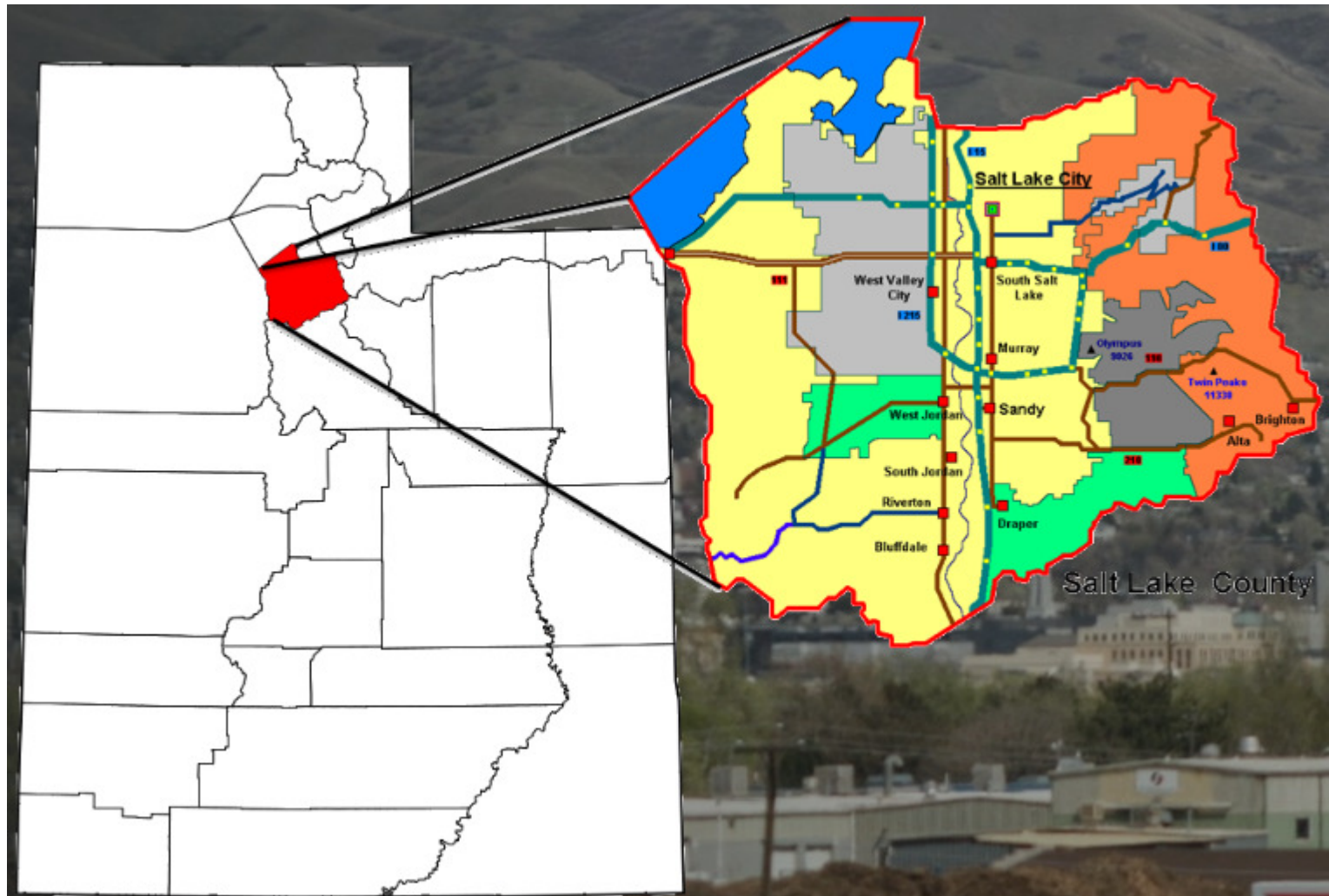
South Jordan

South Salt Lake

Taylorsville

West Jordan

West Valley





DRAFT

DRAFT STIP

UDOT electronic Program Management

Statewide Transportation Improvement Program



STIP 2021-2026

epm345_stip_report (Rev 1716)

Report Run on: Aug 31, 2020, 12:23 P.M.

Region	PIN	Status	Project No.	Rt.	Beg	Len	PIN Description / Project Location				Concept Description				
		Fund	Prior		2021		2022	2023	2024		CD	Total	Fed Aid	State	Other
Salt Lake County Projects															
SALT L	16927	Scoping	F-0048(42)2		48	2	7000 South & 1500 West Pedestrian Bridge				Pedestrian/Bike facility				
		To Be Adv Dt: 05/12/21					SR-48; MP 2.29 - 2.29								
		STP_URB_SL			\$0	\$0	\$0	\$0	\$0		\$1,608,900	\$1,608,900	\$1,499,977	\$0	\$108,923
SALT L	17841	STIP	F-0048(44)4		48	4	7200 South and 300 West Intersection				Intersection Modification				
		To Be Adv Dt:					SR-48; MP 4.08 - 4.08								
		LOCAL_GOV			\$0	\$0	\$0	\$0	\$0		\$15,000	\$15,000	\$0	\$0	\$15,000
		STP_URB_SL			\$0	\$0	\$0	\$0	\$0		\$308,000	\$308,000	\$287,148	\$0	\$20,852
		Total			\$0	\$0	\$0	\$0	\$0		\$323,000	\$323,000	\$287,148	\$0	\$35,852
SALT L	11082	Scoping	F-0068(73)52		68	52	1 Redwood Road 4100 South to 5400 South				Intersection Improvements				
		To Be Adv Dt: 02/25/21					SR-68; MP 52.31 - 53.31								
		LOCAL_GOV			\$0	\$300,000	\$0	\$0	\$0		\$0	\$300,000	\$0	\$0	\$300,000
		STP_HIF_SL			\$0	\$5,170,858	\$0	\$0	\$0		\$0	\$5,170,858	\$4,820,791	\$0	\$350,067
		STP_URB_SL			\$2,500,000	\$5,371,670	\$0	\$0	\$0		\$0	\$7,871,670	\$7,338,758	\$0	\$532,912
		Total			\$2,500,000	\$10,842,528	\$0	\$0	\$0		\$0	\$13,342,528	\$12,159,549	\$0	\$1,182,979
SALT L	18825	Funding	NEWPROJ(18825)		68	50	Redwood Road (SR-68); 6200 South to I-215				Widen Existing Facility				
		To Be Adv Dt:					SR-68; MP 50.30 - 50.78								
NEW		LOCAL_GOV			\$0	\$0	\$0	\$0	\$0		\$8,785,984	\$8,785,984	\$0	\$0	\$8,785,984
		STP_URB_SL			\$0	\$0	\$0	\$0	\$0		\$1,072,616	\$1,072,616	\$1,000,000	\$72,616	\$0
		Total			\$0	\$0	\$0	\$0	\$0		\$9,858,600	\$9,858,600	\$1,000,000	\$72,616	\$8,785,984
SALT L	14942	Scoping	F-LC35(303)		71	10	6 SR-71 (700 E/ 900 E); Van Winkle to 90th South				Pedestrian/Bicycle Safety				
		To Be Adv Dt: 10/16/23					SR-71; MP 10.19 - 15.72								
		CMAQ_WFRC			\$0	\$0	\$0	\$1,400,000	\$0		\$0	\$1,400,000	\$1,305,220	\$0	\$94,780
		LOCAL_GOV			\$0	\$0	\$0	\$2,110,100	\$0		\$0	\$2,110,100	\$0	\$0	\$2,110,100
		Total			\$0	\$0	\$0	\$3,510,100	\$0		\$0	\$3,510,100	\$1,305,220	\$0	\$2,204,880
SALT L	8166	Active	S-0154(58)3		154		12 BANGERTER HWY CORRIDOR PRESERVATION								
		Will Not Adv					SR-154; BANGERTER HWY @ REDWOOD RD. CORRIDOR PRESERVATION								
		ST_CORR_PRES			\$3,703,903	\$3,790,141	\$0	\$0	\$0		\$0	\$7,494,044	\$0	\$7,494,044	\$0
SALT L	18808	STIP	S-0154(92)0		154	22	Bangerter Highway Corridor - Environmental				Document EA/EIS				
		To Be Adv Dt:					SR-154; MP .00 - 22.35								
		ST_TIF			\$0	\$0	\$0	\$0	\$0		\$8,000,000	\$8,000,000	\$0	\$8,000,000	\$0
SALT L	16951	Scoping	F-0171(57)15		171	14	3300 South Sidewalk; 2600 East to 2700 East				Pedestrian/Bike facility				
		To Be Adv Dt: 12/15/20					SR-171; MP 14.50 - 14.59								
		TAP_URB_WFRC			\$69,831	\$359,669	\$0	\$0	\$0		\$0	\$429,500	\$400,423	\$0	\$29,077



DRAFT
DRAFT STIP

UDOT electronic Program Management Statewide Transportation Improvement Program



STIP 2021-2026

Report Run on: Aug 31, 2020, 12:23 P.M.

epm345_stip_report (Rev 1716)

Region	PIN	Status	Project No.	Rt.	Beg	Len	PIN Description / Project Location				Concept Description				
		Fund	Prior		2021		2022	2023	2024	CD	Total	Fed Aid	State	Other	
Salt Lake County Projects															
SALT L	17837	Scoping	F-0171(60)9	171	9		3300 South and 900 West				Pedestrian/Bicycle Safety				
		To Be Adv Dt: 01/29/21 SR-171; MP 9.22 - 9.22													
		HSIP			\$0	\$1,800,000	\$0	\$0	\$0	\$0	\$1,800,000	\$1,678,140	\$121,860	\$0	
		STP_FLX_ST			\$0	\$500,000	\$0	\$0	\$0	\$0	\$500,000	\$466,150	\$33,850	\$0	
		STP_URB_SL			\$0	\$0	\$0	\$0	\$0	\$840,000	\$840,000	\$783,132	\$56,868	\$0	
		Total			\$0	\$2,300,000	\$0	\$0	\$0	\$840,000	\$3,140,000	\$2,927,422	\$212,578	\$0	
SALT L	18833	Funding	NEWPROJ(18833)	171	4		3500 South (SR-171) Sidewalk Improvements				Transportation Alternatives				
		To Be Adv Dt: SR-171; MP .00 - 3.50													
		CMAQ_WFRC			\$0	\$0	\$0	\$0	\$0	\$536,308	\$536,308	\$500,000	\$36,308	\$0	
NEW		LOCAL_GOV			\$0	\$0	\$0	\$0	\$0	\$1,517,792	\$1,517,792	\$0	\$0	\$1,517,792	
		Total			\$0	\$0	\$0	\$0	\$0	\$2,054,100	\$2,054,100	\$500,000	\$36,308	\$1,517,792	
SALT L	14413	Undr Const	F-0172(32)7	172	6	3	SR-172; 5600 W. Railroad Crossing				Widen Existing Facility				
		Adv Dt: 08/24/19 SR-172; MP 6.18 - 9.21													
		FA_INFRA@100			\$11,352,772	\$0	\$0	\$0	\$0	\$0	\$11,352,772	\$11,352,772	\$0	\$0	
		L_BETTERMENT			\$51,212	\$21,388	\$0	\$0	\$0	\$0	\$72,600	\$0	\$0	\$72,600	
		NHFP			\$21,992,057	\$0	\$0	\$0	\$0	\$0	\$21,992,057	\$20,503,195	\$1,488,862	\$0	
		NHPP_NHS			\$8,724,598	\$0	\$0	\$0	\$0	\$0	\$8,724,598	\$8,133,943	\$590,655	\$0	
		R/H_DEVICES90			\$0	\$0	\$0	\$0	\$0	\$0	\$0	\$0	\$0	\$0	
		R/H_HZ_EL90S			\$500,000	\$0	\$0	\$0	\$0	\$0	\$500,000	\$450,000	\$50,000	\$0	
		R/H_HZ_ELM90			\$0	\$0	\$0	\$0	\$0	\$0	\$0	\$0	\$0	\$0	
		STP_FLX_ST			\$0	\$15,231,145	\$0	\$0	\$0	\$0	\$15,231,145	\$14,199,996	\$1,031,149	\$0	
		STP_HIF_SL			\$0	\$0	\$0	\$0	\$0	\$0	\$0	\$0	\$0	\$0	
		STP_URB_SL			\$1,930,709	\$0	\$0	\$0	\$0	\$0	\$1,930,709	\$1,800,000	\$130,709	\$0	
		ST_TIF			\$176	\$8,343,915	\$0	\$0	\$0	\$0	\$8,344,090	\$0	\$8,344,090	\$0	
		ST_TIF_MATCH			\$5,407,346	\$2,161,169	\$0	\$0	\$0	\$0	\$7,568,515	\$0	\$7,568,515	\$0	
		UPRR			\$0	\$6,909,045	\$0	\$0	\$0	\$0	\$6,909,045	\$0	\$0	\$6,909,045	
		Total			\$49,958,870	\$32,666,661	\$0	\$0	\$0	\$0	\$82,625,531	\$56,439,906	\$19,203,980	\$6,981,645	
SALT L	7650	Scoping	F-0172(18)	172	1		SR-172; 5600 WEST BUS RAPID TRANSIT (BRT)								
		Will Not Adv SR-172; 5600 WEST BUS RAPID TRANSIT (BRT)													
		CMAQ_WFRC			\$0	\$0	\$0	\$0	\$0	\$2,145,232	\$2,145,232	\$2,000,000	\$0	\$145,232	
		STP_URB_SL			\$0	\$0	\$0	\$0	\$0	\$0	\$0	\$0	\$0	\$0	
		Total			\$0	\$0	\$0	\$0	\$0	\$2,145,232	\$2,145,232	\$2,000,000	\$0	\$145,232	
SALT L	15921	Scoping	F-0173(36)9	173	9		5300 South & College Dr Intersection - Murray				Intersection Improvements				
		To Be Adv Dt: 07/26/21 SR-173; MP 9.05 - 9.05													
		CMAQ_PM2.5			\$0	\$0	\$0	\$1,817,400	\$0	\$0	\$1,817,400	\$1,694,362	\$0	\$123,038	
		CMAQ_WFRC			\$0	\$0	\$0	\$0	\$0	\$0	\$0	\$0	\$0	\$0	
		LOCAL_GOV			\$0	\$0	\$0	\$25,000	\$0	\$0	\$25,000	\$0	\$0	\$25,000	
		Total			\$0	\$0	\$0	\$1,842,400	\$0	\$0	\$1,842,400	\$1,694,362	\$0	\$148,038	



DRAFT

DRAFT STIP

UDOT electronic Program Management

Statewide Transportation Improvement Program



STIP 2021-2026

Report Run on: Aug 31, 2020, 12:23 P.M.

epm345_stip_report (Rev 1716)

Region	PIN	Status	Project No.	Rt.	Beg	Len	PIN Description / Project Location				Concept Description				
		Fund	Prior		2021		2022	2023	2024		CD	Total	Fed Aid	State	Other
Salt Lake County Projects															
SALT L	17840	STIP	F-0173(40)7		173	7	5400 South and 1900 West Intersection				Intersection Modification				
		To Be Adv Dt:					SR-173; MP 7.05 - 7.05								
		LOCAL_GOV			\$0	\$0	\$0	\$0	\$0	\$15,000		\$15,000	\$0	\$0	\$15,000
		STP_URB_SL			\$0	\$0	\$0	\$0	\$0	\$391,500		\$391,500	\$364,995	\$0	\$26,505
		Total			\$0	\$0	\$0	\$0	\$0	\$406,500		\$406,500	\$364,995	\$0	\$41,505
SALT L	14412	Scoping	S-0209(35)10		209	10	2 SR-209 (9000 S); Redwood Rd. to 700 West				Widen Existing Facility				
		To Be Adv Dt:	11/29/21				SR-209; MP 9.68 - 11.30								
		ST_TIF			\$1,607,447	\$3,392,553	\$0	\$0	\$0	\$0		\$5,000,000	\$0	\$5,000,000	\$0
SALT L	16921	Advertised	F-0209(47)12		209	12	Monroe and 90th Street (SR-209) Intersection Imp				Intersection Modification				
		Adv Dt:	08/29/20				SR-209; MP 11.92 - 11.92								
		LOCAL_GOV			\$165,570	\$5,646,615	\$0	\$0	\$0	\$0		\$5,812,184	\$0	\$0	\$5,812,184
		STP_URB_SL			\$3,597,404	\$907,584	\$0	\$0	\$0	\$0		\$4,504,988	\$4,200,000	\$0	\$304,988
		Total			\$3,762,973	\$6,554,199	\$0	\$0	\$0	\$0		\$10,317,172	\$4,200,000	\$0	\$6,117,172
SALT L	16092	Scoping	S-R299(281)		210	11	Little Cottonwood Canyon (EIS)				Document EA/EIS				
		Will Not Adv					SR-210; MP .00 - 10.75								
		ST_GF_HB3			\$500,000	\$0	\$0	\$0	\$0	\$0		\$500,000	\$0	\$500,000	\$0
		ST_TIF			\$4,231,875	\$2,800,000	\$949,009	\$2,500,000	\$0	\$0		\$10,480,884	\$0	\$10,480,884	\$0
		Total			\$4,731,875	\$2,800,000	\$949,009	\$2,500,000	\$0	\$0		\$10,980,884	\$0	\$10,980,884	\$0
SALT L	17985	Undr Const	S-0210(34)10		210	10	3 LCC Early Action: High Tees				Spot improvement				
		Adv Dt:	05/16/20				SR-210; MP 10.00 - 13.00								
		ST_TIF			\$1,795,000	\$0	\$0	\$0	\$0	\$0		\$1,795,000	\$0	\$1,795,000	\$0
SALT L	17986	Undr Const	S-0210(35)3		210	3	1 LCC Early Action: Merge Lane				Spot improvement				
		Adv Dt:	06/06/20				SR-210; MP 3.43 - 4.34								
		ST_TIF			\$14,642	\$3,590,358	\$1,900,000	\$0	\$0	\$0		\$5,505,000	\$0	\$5,505,000	\$0
SALT L	15689	Scoping	F-I215(192)19		215	19	4 I-215; SR-201 to North Temple				High Volume				
		To Be Adv Dt:	08/03/21				I-215; MP 19.29 - 22.80								
		NHPP_NHS			\$0	\$0	\$0	\$0	\$0	\$70,000,000		\$70,000,000	\$65,261,000	\$4,739,000	\$0
SALT L	16822	Scoping	S-R299(298)		215		I-215; 3900 South Interchange				Upgrade Existing Interchange				
		Will Not Adv					FROM 3900 SOUTH TO I-215N; MP .00 - .09								
		ST_TIF			\$198,251	\$66,649	\$0	\$0	\$0	\$0		\$264,900	\$0	\$264,900	\$0
SALT L	17953	Scoping	F-I215(196)16		215	16	1 I-215 Frontage Rd, 4100 - 4700 S and 2700 W Access				New Capacity				
		To Be Adv Dt:	08/24/21				I-215; MP 15.53 - 16.53								
		LOCAL_GOV			\$0	\$0	\$0	\$0	\$0	\$5,627,721		\$5,627,721	\$0	\$0	\$5,627,721
		STP_URB_SL			\$0	\$0	\$0	\$0	\$0	\$3,217,848		\$3,217,848	\$3,000,000	\$0	\$217,848
		Total			\$0	\$0	\$0	\$0	\$0	\$8,845,569		\$8,845,569	\$3,000,000	\$0	\$5,845,569
SALT L	17870	Scoping	F-0266(71)6		266	6	4500 South (SR-266); 1500 East to 1630 East				Safe Sidewalk				
		To Be Adv Dt:	06/07/21				SR-266; MP 5.63 - 5.74								
		TAP_URB_WFRC			\$0	\$257,600	\$0	\$0	\$0	\$0		\$257,600	\$240,160	\$0	\$17,440



DRAFT

DRAFT STIP

UDOT electronic Program Management

Statewide Transportation Improvement Program



STIP 2021-2026

Report Run on: Aug 31, 2020, 12:23 P.M.

epm345_stip_report (Rev 1716)

Region	PIN	Status	Project No.	Rt.	Beg Len	PIN Description / Project Location	Concept Description	CD	Total	Fed Aid	State	Other
		Fund	Prior		2021	2022	2023	2024				
Salt Lake County Projects												
SALT L	14938	Scoping	F-LC35(299)	282	1	University of Utah Intermodal Center	Transportation Alternatives					
		Will Not Adv				SR-282; MP .80 - .80 & South Campus near the Central Campus TRAX Station						
		CMAQ_WFRC			\$0	\$2,330,000	\$0	\$0	\$0	\$2,330,000	\$2,330,000	\$0
		UTA_FUNDS			\$0	\$2,573,900	\$0	\$0	\$0	\$2,573,900	\$0	\$2,573,900
		Total			\$0	\$4,903,900	\$0	\$0	\$0	\$4,903,900	\$2,330,000	\$0
SALT L	17836	STIP	F-2030(2)1	2030	1	1 Bacchus Hwy (SR-111): 10200 South to 10700 South	Intersection Modification					
		To Be Adv Dt:				Cnty:FA-2030; MP .68 - 1.45						
		STP_URB_SL			\$0	\$0	\$0	\$0	\$2,301,300	\$2,301,300	\$2,145,502	\$155,798
SALT L	14940	Scoping	F-LC35(301)	2035	6	1 Riverton - 13400 So Bike Lanes; 2700 W to 3200 W	Pedestrian/Bicycle Safety					
		To Be Adv Dt: 08/18/21				Cnty:FA-2035; MP 6.00 - 6.51						
		CMAQ_WFRC			\$0	\$280,000	\$0	\$0	\$0	\$280,000	\$280,000	\$0
		LOCAL_GOV			\$0	\$210,900	\$0	\$0	\$0	\$210,900	\$0	\$210,900
		Total			\$0	\$490,900	\$0	\$0	\$0	\$490,900	\$280,000	\$0
SALT L	14830	Scoping	F-LC35(293)	2036	1	7800 S. Widening	TIF - Transportation Investment Fund					
		To Be Adv Dt: 10/17/22				Cnty:FA-2036; MP .00 - 1.05						
		LOCAL_GOV			\$0	\$1,579,300	\$1,579,300	\$0	\$0	\$3,158,600	\$0	\$3,158,600
		STP_URB_SL			\$0	\$1,200,000	\$1,200,000	\$0	\$0	\$2,400,000	\$2,400,000	\$0
		Total			\$0	\$2,779,300	\$2,779,300	\$0	\$0	\$5,558,600	\$2,400,000	\$3,158,600
SALT L	16929	Scoping	F-2038(2)2	2038	2	14600 South Railroad Bridge Study - Bluffdale	Planning					
		Will Not Adv				Cnty:FA-2038; MP 2.17 - 2.17						
		STP_URB_SL			\$0	\$128,600	\$0	\$0	\$0	\$128,600	\$119,894	\$8,706
SALT L	17578	Active	F-ST99(580)	2040	14	RUC STSFA Federal Grant	Research					
		Will Not Adv				Cnty:FA-2040; MP 13.75 - 13.95 & Statewide research effort - non infrastructure						
		FA_MISC_50%			\$2,500,000	\$0	\$0	\$0	\$0	\$2,500,000	\$1,250,000	\$1,250,000
SALT L	15910	Scoping	F-2040(1)7	2040	7	1 2700 West; 10000 S to 10200 S, Recon - So Jordan	Reconstruct & Widening					
		To Be Adv Dt: 01/02/23				Cnty:FA-2040; MP 6.65 - 7.16						
		LOCAL_GOV			\$0	\$0	\$0	\$118,932	\$0	\$118,932	\$0	\$118,932
		STP_URB_SL			\$0	\$0	\$0	\$834,268	\$0	\$834,268	\$777,788	\$56,480
		Total			\$0	\$0	\$0	\$953,200	\$0	\$953,200	\$777,788	\$175,412
SALT L	18822	Funding	NEWPROJ(18822)	2048	1	1 Fort Street; Pioneer Road to 13200 South	Reconstruct & Widening					
		To Be Adv Dt:				Cnty:FA-2048; MP .83 - 1.75						
NEW		LOCAL_GOV			\$0	\$0	\$0	\$0	\$981,759	\$981,759	\$0	\$981,759
		STP_URB_SL			\$0	\$0	\$0	\$0	\$3,469,341	\$3,469,341	\$3,234,467	\$234,874
		Total			\$0	\$0	\$0	\$0	\$4,451,100	\$4,451,100	\$3,234,467	\$1,216,633



DRAFT

DRAFT STIP

UDOT electronic Program Management

Statewide Transportation Improvement Program



STIP 2021-2026

Report Run on: Aug 31, 2020, 12:23 P.M.

epm345_stip_report (Rev 1716)

Region	PIN	Status	Project No.	Rt.	Beg	Len	PIN Description / Project Location				Concept Description			State	Other
		Fund	Prior		2021		2022	2023	2024		CD	Total	Fed Aid		
Salt Lake County Projects															
SALT L	14039	Scoping	F-LC35(276)	2066	7	4	1300 West; 6600 South to 9400 South				Reconstruct & Widening				
	To Be Adv Dt: 11/09/21						Cnty:FA-2066; MP 6.65 - 10.16 & 1300 West; 6600 South to 9400 South								
		LOCAL_GOV			\$0		\$2,143,196	\$0	\$0	\$0	\$0	\$2,143,196	\$0	\$0	\$2,143,196
		STP_URB_SL			\$1,608,924		\$5,899,388	\$0	\$0	\$0	\$5,899,389	\$13,407,701	\$12,499,999	\$0	\$907,701
		Total			\$1,608,924		\$8,042,584	\$0	\$0	\$0	\$5,899,389	\$15,550,896	\$12,499,999	\$0	\$3,050,897
SALT L	18821	Funding	NEWPROJ(18821)	2066	4		1300 West & White Peach Drive (11170 South)				Intersection Improvements				
	To Be Adv Dt:						Cnty:FA-2066; MP 4.46 - 4.46								
NEW		STP_URB_SL			\$0	\$0	\$0	\$0	\$0	\$0	\$460,800	\$460,800	\$429,604	\$0	\$31,196
SALT L	16923	Scoping	F-2068(1)0	2068			1300 East; Wayne's World to Nashi Lane - Draper				Reconstruct & Widening				
	To Be Adv Dt: 03/01/21						Cnty:FA-2068; MP .06 - .40								
		STP_URB_SL			\$250,000		\$71,785	\$0	\$0	\$0	\$3,278,215	\$3,600,000	\$3,356,280	\$0	\$243,720
SALT L	15135	Scoping	S-R299(242)	2075	2		Bluffdale Reimbursement for Porter Rockwell				TIF - Transportation Investment Fund				
	Will Not Adv						Cnty:FA-2075; MP 2.38 - 2.62								
		ST_TIF			\$1,500,000	\$0	\$0	\$7,059,379	\$0	\$0	\$0	\$8,559,379	\$0	\$8,559,379	\$0
SALT L	11083	Undr Const	F-2076(1)	2076	5	1	1300 East; 1300 South to 2100 South				Reconstruct no widening				
	Adv Dt: 03/16/19						Cnty:FA-2076; MP 4.53 - 5.77 & 1300 East; 1300 South to 2100 South								
		LOCAL_GOV			\$262,989		\$2,855,919	\$0	\$0	\$0	\$0	\$3,118,908	\$0	\$0	\$3,118,908
		LOCAL_INKIND			\$0		\$129,961	\$0	\$0	\$0	\$0	\$129,961	\$0	\$0	\$129,961
		STP_URB_SL			\$4,946,473		\$0	\$0	\$0	\$0	\$0	\$4,946,473	\$4,611,597	\$0	\$334,876
		STP_URB_SL@1			\$1,790,236		\$334,876	\$0	\$0	\$0	\$0	\$2,125,112	\$2,125,112	\$0	\$0
		TAP_URB_WFRC			\$199,507		\$0	\$0	\$0	\$0	\$0	\$199,507	\$186,000	\$0	\$13,507
		Total			\$7,199,205		\$3,320,757	\$0	\$0	\$0	\$0	\$10,519,961	\$6,922,709	\$0	\$3,597,252
SALT L	15908	Scoping	F-2076(2)4	2076	4	1	1300 East; 2100 S to Highland Dr, Reconstruct, SLC				Reconstruct no widening				
	To Be Adv Dt: 09/15/23						Cnty:FA-2076; MP 3.55 - 4.59								
		LOCAL_GOV			\$0	\$0	\$0	\$95,000	\$0	\$0	\$0	\$95,000	\$0	\$0	\$95,000
		STP_URB_SL			\$0	\$0	\$0	\$3,806,300	\$0	\$0	\$0	\$3,806,300	\$3,548,613	\$0	\$257,687
		Total			\$0	\$0	\$0	\$3,901,300	\$0	\$0	\$0	\$3,901,300	\$3,548,613	\$0	\$352,687
SALT L	16924	Scoping	F-2076(3)3	2076	3	1	1300 East/ Richmond; 2100 So. to City So. Boundary				Reconstruct no widening				
	To Be Adv Dt: 09/08/23						Cnty:FA-2076; MP 3.24 - 4.59								
		LOCAL_GOV			\$0	\$0	\$0	\$0	\$0	\$363,350	\$363,350	\$363,350	\$0	\$0	\$363,350
		STP_URB_SL			\$0	\$0	\$0	\$0	\$0	\$4,612,250	\$4,612,250	\$4,612,250	\$4,300,001	\$0	\$312,249
		Total			\$0	\$0	\$0	\$0	\$0	\$4,975,600	\$4,975,600	\$4,975,600	\$4,300,001	\$0	\$675,599
SALT L	15907	Scoping	F-2082(12)11	2082	11		Creek Rd & Highland Dr Interse, Cottonwood Heights				Intersection Modification				
	To Be Adv Dt: 06/01/21						Cnty:FA-2082; MP 10.60 - 10.60								
		LOCAL_GOV			\$0	\$0	\$0	\$0	\$0	\$193,070	\$193,070	\$193,070	\$0	\$0	\$193,070
		STP_URB_SL			\$0	\$0	\$0	\$2,578,030	\$0	\$0	\$0	\$2,578,030	\$2,403,497	\$0	\$174,533
		Total			\$0	\$0	\$0	\$2,578,030	\$0	\$193,070	\$2,771,100	\$2,771,100	\$2,403,497	\$0	\$367,603



DRAFT

DRAFT STIP

UDOT electronic Program Management

Statewide Transportation Improvement Program



STIP 2021-2026

Report Run on: Aug 31, 2020, 12:23 P.M.

epm345_stip_report (Rev 1716)

Region	PIN	Status	Project No.	Rt. Beg Len	PIN Description / Project Location				Concept Description			State	Other
		Fund	Prior	2021	2022	2023	2024	CD	Total	Fed Aid			
Salt Lake County Projects													
SALT L	14040	Active	F-LC35(277)	2085	2	2200 West Reconstruction w/ Minor Widening			Reconstruct & Widening				
		To Be Adv Dt: 12/04/20				Cnty:FA-2085; MP .00 - 2.49 & 2200 West; 9400 South to 11400 South							
		STP_URB_SL		\$4,074,017	\$2,931,883	\$0	\$0	\$0	\$0	\$7,005,900	\$6,531,601	\$0	\$474,299
SALT L	18831	Funding	NEWPROJ(18831)	2093	4	9000 South and 450 W & Parkland Dr Intersection			Intersection Improvements				
		To Be Adv Dt:				Cnty:FA-2093; MP 4.47 - 4.66							
NEW		CMAQ_WFRC		\$0	\$0	\$0	\$0	\$0	\$2,129,000	\$2,129,000	\$1,984,867	\$0	\$144,133
		LOCAL_GOV		\$0	\$0	\$0	\$0	\$0	\$56,000	\$56,000	\$0	\$0	\$56,000
		Total		\$0	\$0	\$0	\$0	\$0	\$2,185,000	\$2,185,000	\$1,984,867	\$0	\$200,133
SALT L	13116	Undr Const	F-LC35(252)	2094	1	3200 West; 10431 South to 10600 South			Reconstruct & Widening				
		Adv Dt: 10/26/19				Cnty:FA-2094; MP 1.48 - 1.71 & 3200 West; 10431 South to 10600 South							
		LOCAL_GOV		\$0	\$200,000	\$0	\$0	\$0	\$0	\$200,000	\$0	\$0	\$200,000
		STP_URB_SL		\$1,072,615	\$1	\$0	\$0	\$0	\$0	\$1,072,616	\$1,000,000	\$0	\$72,616
		Total		\$1,072,615	\$200,001	\$0	\$0	\$0	\$0	\$1,272,616	\$1,000,000	\$0	\$272,616
SALT L	17851	STIP	F-2098(1)1	2098	1	9400 South & 700 East Intersection			Intersection Modification				
		To Be Adv Dt:				Cnty:FA-2098; MP 1.43 - 1.43							
		CMAQ_WFRC		\$0	\$0	\$0	\$0	\$0	\$2,788,802	\$2,788,802	\$2,600,000	\$0	\$188,802
		LOCAL_GOV		\$0	\$0	\$0	\$0	\$0	\$657,498	\$657,498	\$0	\$0	\$657,498
		Total		\$0	\$0	\$0	\$0	\$0	\$3,446,300	\$3,446,300	\$2,600,000	\$0	\$846,300
SALT L	11987	Undr Const	F-LC35(242)	2102	2	1 Vine Street; 900 East to 1300 East			Reconstruct & Widening				
		Adv Dt: 03/23/19				Cnty:FA-2102; MP 2.34 - 3.02 & Vine Street; 900 East to 1300 East							
		LOCAL_GOV		\$412,119	\$428,410	\$0	\$0	\$0	\$0	\$840,529	\$0	\$0	\$840,529
		STP_URB_SL		\$4,290,464	\$0	\$0	\$0	\$0	\$0	\$4,290,464	\$4,000,000	\$0	\$290,464
		Total		\$4,702,583	\$428,410	\$0	\$0	\$0	\$0	\$5,130,993	\$4,000,000	\$0	\$1,130,993
SALT L	14923	Scoping	F-LC35(296)	2102	3	1 Vine Str; 1300 E to Van Winkle - Recon & Widen			Reconstruct & Widening				
		To Be Adv Dt: 03/05/21				Cnty:FA-2102; MP 2.97 - 3.94 & Vine Street; 1300 East to Van Winkle Expressway							
		LOCAL_GOV		\$0	\$0	\$0	\$0	\$0	\$0	\$0	\$0	\$0	\$0
		STP_URB_SL		\$743,560	\$7,271	\$4,075,941	\$0	\$0	\$0	\$4,826,772	\$4,500,000	\$0	\$326,773
		Total		\$743,560	\$7,271	\$4,075,941	\$0	\$0	\$0	\$4,826,772	\$4,500,000	\$0	\$326,773
SALT L	14947	Scoping	F-LC35(308)	2105	1	7800 So Jordan River Pedestrian Bridge at 1100 W			Pedestrian/Bicycle Safety				
		To Be Adv Dt: 02/01/21				Cnty:FA-2105; MP .93 - .93							
		LOCAL_GOV		\$0	\$0	\$0	\$0	\$0	\$0	\$0	\$0	\$0	\$0
		TAP_URB_WFRC		\$180,000	\$167,700	\$0	\$0	\$0	\$0	\$347,700	\$324,161	\$0	\$23,539
		Total		\$180,000	\$167,700	\$0	\$0	\$0	\$0	\$347,700	\$324,161	\$0	\$23,539



DRAFT

DRAFT STIP

UDOT electronic Program Management

Statewide Transportation Improvement Program



STIP 2021-2026

Report Run on: Aug 31, 2020, 12:23 P.M.

epm345_stip_report (Rev 1716)

Region	PIN	Status	Project No.	Rt.	Beg	Len	PIN Description / Project Location				Concept Description				
		Fund	Prior		2021		2022	2023	2024	CD	Total	Fed Aid	State	Other	
Salt Lake County Projects															
SALT L	14034	Scoping	F-LC35(272)	2118	5	1	500 West; 3300 South to 3900 South				Reconstruct & Widening				
		To Be Adv Dt: 03/18/21 Cnty:FA-2118; MP 4.76 - 5.64 & 500 West; 3300 South to 3900 South													
		HSIP			\$0		\$250,000	\$0	\$0	\$0	\$0	\$250,000	\$233,075	\$0	\$16,925
		LOCAL_GOV			\$0		\$100,000	\$0	\$0	\$0	\$0	\$100,000	\$0	\$0	\$100,000
		STP_URB_SL			\$570,000		\$4,793,080	\$0	\$0	\$0	\$0	\$5,363,080	\$4,999,999	\$0	\$363,081
		Total			\$570,000		\$5,143,080	\$0	\$0	\$0	\$0	\$5,713,080	\$5,233,074	\$0	\$480,006
SALT L	17440	Scoping	F-2122(2)3	2122	3		5600 S over Jordan & SL Canal Bridge Replacement				Rehabilitation or Replacement				
		To Be Adv Dt: 10/29/21 Cnty:FA-2122; MP 2.64 - 2.79													
		STP_BRIDGE			\$0		\$0	\$0	\$997,000	\$0	\$0	\$997,000	\$929,503	\$0	\$67,497
SALT L	17838	STIP	F-2124(3)1	2124	1		Winchester and 700 West				Intersection Modification				
		To Be Adv Dt: Cnty:FA-2124; MP 1.01 - 1.01													
		STP_URB_SL			\$0		\$0	\$0	\$0	\$0	\$2,753,900	\$2,753,900	\$2,567,461	\$0	\$186,439
SALT L	18845	STIP	S-2128(1)6	2128	6	2	300 W; 400 S to 2100 S - Separated Bike Lanes				Transportation Alternatives				
		To Be Adv Dt: Cnty:FA-2128; MP 5.93 - 8.37													
		LOCAL_MATCH			\$0		\$0	\$0	\$0	\$0	\$1,400,000	\$1,400,000	\$0	\$0	\$1,400,000
		ST_TIF			\$0		\$0	\$0	\$0	\$0	\$2,100,000	\$2,100,000	\$0	\$2,100,000	\$0
		ST_TIF_ACT			\$0		\$0	\$0	\$0	\$0	\$0	\$0	\$0	\$0	\$0
		Total			\$0		\$0	\$0	\$0	\$0	\$3,500,000	\$3,500,000	\$0	\$2,100,000	\$1,400,000
SALT L	16925	Scoping	F-2138(1)0	2138		1	700 West; 3300 South to 3655 South (Carlisle Ave.)				Reconstruct & Widening				
		To Be Adv Dt: 10/03/22 Cnty:FA-2138; MP .32 - .86													
		LOCAL_GOV			\$0		\$0	\$0	\$0	\$0	\$2,281,110	\$2,281,110	\$0	\$0	\$2,281,110
		STP_URB_SL			\$0		\$0	\$0	\$0	\$0	\$4,290,465	\$4,290,465	\$4,000,001	\$0	\$290,464
		Total			\$0		\$0	\$0	\$0	\$0	\$6,571,575	\$6,571,575	\$4,000,001	\$0	\$2,571,574
SALT L	18820	Funding	NEWPROJ(18820)	2138			700 W Reconstruct Phase II; Carlisle St - 3900 S				Reconstruct & Widening				
		To Be Adv Dt: Cnty:FA-2138; MP .00 - .31													
NEW		LOCAL_GOV			\$0		\$0	\$0	\$0	\$0	\$403,817	\$403,817	\$0	\$0	\$403,817
		STP_URB_SL			\$0		\$0	\$0	\$0	\$0	\$4,504,988	\$4,504,988	\$4,200,000	\$0	\$304,988
		Total			\$0		\$0	\$0	\$0	\$0	\$4,908,805	\$4,908,805	\$4,200,000	\$0	\$708,805
SALT L	16928	Scoping	F-2151(1)1	2151	1	1	8000 West; 2600 South to 3100 South - Magna				Pedestrian/Bike facility				
		To Be Adv Dt: 01/25/23 Cnty:FA-2151; MP 1.49 - 2.21													
		STP_URB_SL			\$0		\$0	\$0	\$0	\$0	\$1,346,700	\$1,346,700	\$1,255,528	\$0	\$91,172
SALT L	18826	Funding	NEWPROJ(18826)	2151	1	1	8000 West; SR-201 to 3100 South				Reconstruct & Widening				
		To Be Adv Dt: Cnty:FA-2151; MP 1.49 - 2.49													
NEW		STP_URB_SL			\$0		\$0	\$0	\$0	\$0	\$2,679,000	\$2,679,000	\$2,497,632	\$0	\$181,368



DRAFT
DRAFT STIP

UDOT electronic Program Management Statewide Transportation Improvement Program



STIP 2021-2026

Report Run on: Aug 31, 2020, 12:23 P.M.

epm345_stip_report (Rev 1716)

Region	PIN	Status	Project No.	Rt.	Beg Len	PIN Description / Project Location				Concept Description				
		Fund	Prior		2021	2022	2023	2024	CD	Total	Fed Aid	State	Other	
Salt Lake County Projects														
SALT L	17869	Scoping	F-2162(2)1		2162	1	Cross Towne Trail; 2700 West to Bangerter Hwy				Transportation Alternatives			
		To Be Adv Dt: 11/18/20 Cnty:FA-2162; MP .37 - 1.60												
		LOCAL_GOV			\$0	\$115,759	\$0	\$0	\$0	\$0	\$115,759	\$0	\$0	\$115,759
		TAP_URB_WFRC			\$0	\$484,241	\$0	\$0	\$0	\$0	\$484,241	\$451,458	\$0	\$32,783
		Total			\$0	\$600,000	\$0	\$0	\$0	\$0	\$600,000	\$451,458	\$0	\$148,542
SALT L	14831	Undr Const	F-LC35(294)		2172	4	4100 South; Bangerter Highway to 5460 West				Major Rehabilitation - Roadway			
		Adv Dt: 01/19/19 Cnty:FA-2172; MP 3.53 - 5.79 & Cnty FA-2172; MP 3.707 - 5.579												
		LOCAL_GOV			\$836,389	\$8,793,611	\$0	\$0	\$0	\$0	\$9,630,000	\$0	\$0	\$9,630,000
		LOCAL_MATCH			\$0	\$815,311	\$0	\$0	\$0	\$0	\$815,311	\$0	\$0	\$815,311
		L_BETTERMENT			\$3,045,290	\$1,400,194	\$0	\$0	\$0	\$0	\$4,445,485	\$0	\$0	\$4,445,485
		STP_HIF_SL			\$3,421,462	\$0	\$0	\$0	\$0	\$0	\$3,421,462	\$3,421,462	\$0	\$0
		STP_URB_SL			\$7,942,288	\$0	\$0	\$0	\$0	\$0	\$7,942,288	\$7,942,288	\$0	\$0
		Total			\$15,245,429	\$11,009,116	\$0	\$0	\$0	\$0	\$26,254,546	\$11,363,750	\$0	\$14,890,795
SALT L	16930	Active	F-2172(6)14		2172	14	3900 South; 2300 East to Wasatch Blvd				Reconstruct & Widening			
		To Be Adv Dt: 09/03/20 Cnty:FA-2172; MP 14.03 - 15.53												
		LOCAL_GOV			\$0	\$4,409,536	\$0	\$0	\$0	\$0	\$4,409,536	\$0	\$0	\$4,409,536
		STP_URB_SL			\$2,410,000	\$1,880,464	\$0	\$0	\$0	\$0	\$4,290,464	\$4,000,000	\$0	\$290,464
		Total			\$2,410,000	\$6,290,000	\$0	\$0	\$0	\$0	\$8,700,000	\$4,000,000	\$0	\$4,700,000
SALT L	15914	Scoping	F-2179(1)0		2179		Riverfront Parkway; 11050 S to 11400 S, Widen				Widen Existing Facility			
		To Be Adv Dt: 03/24/23 Cnty:FA-2179; MP .00 - .42												
		LOCAL_GOV			\$0	\$0	\$0	\$90,100	\$0	\$0	\$90,100	\$0	\$0	\$90,100
		STP_URB_SL			\$0	\$0	\$0	\$1,750,800	\$0	\$0	\$1,750,800	\$1,632,271	\$0	\$118,529
		Total			\$0	\$0	\$0	\$1,840,900	\$0	\$0	\$1,840,900	\$1,632,271	\$0	\$208,629
SALT L	15911	Scoping	F-2180(3)1		2180	1	900 East; 3900 S to 4500 S, Safety/ Recon, Millcre				Spot Safety Improvement			
		To Be Adv Dt: 09/17/21 Cnty:FA-2180; MP .59 - 1.47												
		LOCAL_GOV			\$0	\$150,032	\$150,032	\$0	\$0	\$0	\$300,064	\$0	\$0	\$300,064
		STP_URB_SL			\$25,000	\$1,888,403	\$2,145,232	\$0	\$0	\$0	\$4,058,636	\$3,783,866	\$0	\$274,770
		Total			\$25,000	\$2,038,435	\$2,295,264	\$0	\$0	\$0	\$4,358,700	\$3,783,866	\$0	\$574,834
SALT L	17807	Scoping	F-2213(1)1		2213	1	Lone Peak Parkway; 12650 South to 12300 South				Reconstruct & Widening			
		To Be Adv Dt: 05/28/24 Cnty:FA-2213; MP 1.23 - 1.65												
		LOCAL_GOV			\$0	\$0	\$0	\$0	\$0	\$870,988	\$870,988	\$0	\$0	\$870,988
		STP_URB_SL			\$0	\$0	\$0	\$0	\$0	\$4,269,012	\$4,269,012	\$3,980,000	\$0	\$289,012
		Total			\$0	\$0	\$0	\$0	\$0	\$5,140,000	\$5,140,000	\$3,980,000	\$0	\$1,160,000
SALT L	18823	Funding	NEWPROJ(18823)		2215	1	3650 South; 2700 West to 3200 West				Reconstruct & Widening			
		To Be Adv Dt: Cnty:FA-2215; MP .00 - 1.00												
NEW		LOCAL_GOV			\$0	\$0	\$0	\$0	\$0	\$3,112,477	\$3,112,477	\$0	\$0	\$3,112,477
		STP_URB_SL			\$0	\$0	\$0	\$0	\$0	\$2,756,623	\$2,756,623	\$2,570,000	\$0	\$186,623
		Total			\$0	\$0	\$0	\$0	\$0	\$5,869,100	\$5,869,100	\$2,570,000	\$0	\$3,299,100



DRAFT

DRAFT STIP

UDOT electronic Program Management

Statewide Transportation Improvement Program



STIP 2021-2026

epm345_stip_report (Rev 1716)

Report Run on: Aug 31, 2020, 12:23 P.M.

Region	PIN	Status	Project No.	Rt.	Beg Len	PIN Description / Project Location				Concept Description			State	Other
		Fund	Prior		2021	2022	2023	2024		CD	Total	Fed Aid		
Salt Lake County Projects														
SALT L	18816	Funding	NEWPROJ(18816)		2218	Bengal Boulevard & Highland Drive Intersection				Intersection Improvements				
		To Be Adv Dt:												
NEW		STP_URB_SL			\$0	\$0	\$0	\$0	\$0	\$1,657,000	\$1,657,000	\$1,544,821	\$0	\$112,179
SALT L	16948	Scoping	F-2224(1)0		2224	2600 East Sidewalk; 7550 South to 7655 South				Pedestrian/Bike facility				
		To Be Adv Dt: 01/27/21												
		TAP_URB_WFRC			\$0	\$415,000	\$0	\$0	\$0	\$0	\$415,000	\$386,905	\$0	\$28,096
SALT L	17806	STIP	F-2233(1)1		2233	1	Parkway Blvd (2700 S); MVC to 6400 West				Reconstruct & Widening			
		To Be Adv Dt:												
		LOCAL_GOV			\$0	\$0	\$0	\$0	\$0	\$82,935	\$82,935	\$0	\$0	\$82,935
		STP_URB_SL			\$0	\$0	\$0	\$0	\$0	\$5,684,865	\$5,684,865	\$5,300,000	\$0	\$384,865
		Total			\$0	\$0	\$0	\$0	\$0	\$5,767,800	\$5,767,800	\$5,300,000	\$0	\$467,800
SALT L	17867	Scoping	F-2236(1)2		2236	2	2820 South; 7584 West to 7630 West - Sidewalk				Safe Sidewalk			
		To Be Adv Dt: 12/10/21												
		TAP_URB_WFRC			\$0	\$199,000	\$0	\$0	\$0	\$0	\$199,000	\$185,528	\$0	\$13,472
SALT L	18836	Funding	NEWPROJ(18836)		2236	2	2820 South; 7563 West - 7440 West				Transportation Alternatives			
		To Be Adv Dt:												
NEW		LOCAL_GOV			\$0	\$0	\$0	\$0	\$0	\$5,329	\$5,329	\$0	\$0	\$5,329
		TAP_URB_WFRC			\$0	\$0	\$0	\$0	\$0	\$219,571	\$219,571	\$204,706	\$0	\$14,865
		Total			\$0	\$0	\$0	\$0	\$0	\$224,900	\$224,900	\$204,706	\$0	\$20,194
SALT L	11085	Scoping	F-2240(2)0		2240	2	4700 South; 4000 West to 5600 West				Reconstruct no widening			
		To Be Adv Dt: 11/23/20												
		LOCAL_GOV			\$0	\$0	\$0	\$0	\$0	\$941,049	\$941,049	\$0	\$0	\$941,049
		STP_URB_SL			\$3,200,000	\$4,710,587	\$0	\$0	\$0	\$7,293,790	\$15,204,377	\$14,175,040	\$0	\$1,029,336
		Total			\$3,200,000	\$4,710,587	\$0	\$0	\$0	\$8,234,839	\$16,145,426	\$14,175,040	\$0	\$1,970,385
SALT L	14041	Active	F-LC35(278)		2266	1	Highland Drive; Spring Lane to Fardown Avenue				Reconstruct no widening			
		To Be Adv Dt: 08/12/20												
		EM_HPP_1702			\$250,000	\$0	\$0	\$0	\$0	\$0	\$250,000	\$200,000	\$0	\$50,000
		EQ_BONUS(MG)			\$0	\$0	\$0	\$0	\$0	\$0	\$0	\$0	\$0	\$0
		LOCAL_GOV			\$0	\$300,000	\$0	\$0	\$0	\$0	\$300,000	\$0	\$0	\$300,000
		STP_FLX_ST			\$389,634	\$0	\$0	\$0	\$0	\$0	\$389,634	\$363,256	\$0	\$26,378
		STP_URB_SL			\$1,076,917	\$1,329,682	\$0	\$0	\$0	\$0	\$2,406,599	\$2,243,672	\$0	\$162,927
		Total			\$1,716,551	\$1,629,682	\$0	\$0	\$0	\$0	\$3,346,233	\$2,806,928	\$0	\$539,305
SALT L	14828	Scoping	F-LC35(291)		2266	1	Highland Dr. Corridor Feasibility Study				Planning			
		Will Not Adv												
		LOCAL_GOV			\$0	\$12,443	\$0	\$0	\$0	\$0	\$12,443	\$0	\$0	\$12,443
		STP_URB_SL			\$0	\$171,357	\$0	\$0	\$0	\$0	\$171,357	\$171,357	\$0	\$0
		Total			\$0	\$183,800	\$0	\$0	\$0	\$0	\$183,800	\$171,357	\$0	\$12,443



DRAFT

DRAFT STIP

UDOT electronic Program Management

Statewide Transportation Improvement Program



STIP 2021-2026

Report Run on: Aug 31, 2020, 12:23 P.M.

epm345_stip_report (Rev 1716)

Region	PIN	Status	Project No.	Rt.	Beg Len	PIN Description / Project Location				Concept Description				
		Fund	Prior		2021	2022	2023	2024	CD	Total	Fed Aid	State	Other	
Salt Lake County Projects														
SALT L	16944	Scoping	F-2266(2)2		2266	2	Highland Drive & 4500 South Intersection Imp				Intersection Modification			
		To Be Adv Dt: 09/08/23												
		CMAQ_PM2.5			\$0	\$0	\$0	\$0	\$2,597,900	\$2,597,900	\$2,422,022	\$175,878	\$0	
		CMAQ_WFRC			\$0	\$0	\$0	\$0	\$0	\$0	\$0	\$0	\$0	
		Total			\$0	\$0	\$0	\$0	\$2,597,900	\$2,597,900	\$2,422,022	\$175,878	\$0	
SALT L	17850	STIP	F-2330(1)1		2330	1	SLC West Intermodal Center				UTA/Transit			
		To Be Adv Dt:												
		CMAQ_WFRC			\$0	\$0	\$0	\$0	\$1,501,663	\$1,501,663	\$1,400,000	\$0	\$101,663	
		LOCAL_GOV			\$0	\$0	\$0	\$0	\$2,698,637	\$2,698,637	\$0	\$0	\$2,698,637	
		Total			\$0	\$0	\$0	\$0	\$4,200,300	\$4,200,300	\$1,400,000	\$0	\$2,800,300	
SALT L	14932	Scoping	F-LC35(297)		2364	1	300 North Pedestrian/ Bicyclist Safety Overpass				Pedestrian/Bicycle Safety			
		Will Not Adv												
		LOCAL_GOV			\$0	\$2,592,223	\$0	\$0	\$0	\$2,592,223	\$0	\$0	\$2,592,223	
		STP_URB_SL			\$0	\$2,500,000	\$0	\$0	\$0	\$2,500,000	\$2,500,000	\$0	\$0	
		Total			\$0	\$5,092,223	\$0	\$0	\$0	\$5,092,223	\$2,500,000	\$0	\$2,592,223	
SALT L	13963	Active	S-R299(210)		MULT		Environmental for 4 locations on Bangerter				Document EA/EIS			
		Will Not Adv												
		ST_TIF			\$2,413,257	\$0	\$0	\$0	\$0	\$2,413,257	\$0	\$2,413,257	\$0	
SALT L	14415	Undr Const	S-0154(84)14		MULT		Bangerter Three Interchanges				Upgrade Existing At-Grade Intersection			
		Adv Dt: 08/29/19												
		LOCAL_GOV			\$0	\$0	\$0	\$0	\$0	\$0	\$0	\$0	\$0	
		L_BETTERMENT			\$360,515	\$7,639,485	\$0	\$0	\$0	\$8,000,000	\$0	\$0	\$8,000,000	
		ST_CONST			\$10,000,000	\$0	\$0	\$0	\$0	\$10,000,000	\$0	\$10,000,000	\$0	
		ST_RET_ROW			\$0	\$0	\$0	\$0	\$0	\$0	\$0	\$0	\$0	
		ST_RET_ROW_S			\$3,000,000	\$0	\$0	\$0	\$0	\$3,000,000	\$0	\$3,000,000	\$0	
		ST_TIF			\$75,507,970	\$81,525,805	\$33,207,698	\$9,951,527	\$0	\$200,193,000	\$0	\$200,193,000	\$0	
		Total			\$88,868,485	\$89,165,290	\$33,207,698	\$9,951,527	\$0	\$221,193,000	\$0	\$213,193,000	\$8,000,000	
SALT L	14552	Scoping	S-R299(260)		MULT		I-80/ I-215 East Interchange Study				Upgrade Existing Interchange			
		Will Not Adv												
		ST_TIF			\$2,741,194	\$1,250,957	\$693,976	\$0	\$0	\$0	\$4,686,128	\$0	\$4,686,128	
SALT L	15050	Active	S-R299(241)		MULT		ROW desc. for Big and Little Cottonwood Canyons				ROW			
		Will Not Adv												
		ST_CONT_PG			\$100,146	\$0	\$0	\$0	\$0	\$100,146	\$0	\$100,146	\$0	
SALT L	15264	Scoping	S-R299(244)		MULT		I-80 and State Street Interchange R/W				PE			
		Will Not Adv												
		ST_HB377/TF			\$0	\$0	\$0	\$0	\$0	\$0	\$0	\$0	\$0	
		ST_TIF			\$0	\$500,000	\$0	\$0	\$0	\$500,000	\$0	\$500,000	\$0	
		Total			\$0	\$500,000	\$0	\$0	\$0	\$500,000	\$0	\$500,000	\$0	



DRAFT

DRAFT STIP

UDOT electronic Program Management

Statewide Transportation Improvement Program



STIP 2021-2026

Report Run on: Aug 31, 2020, 12:23 P.M.

epm345_stip_report (Rev 1716)

Region	PIN	Status	Project No.	Rt. Beg Len	PIN Description / Project Location				Concept Description			
		Fund	Prior	2021	2022	2023	2024	CD	Total	Fed Aid	State	Other
Salt Lake County Projects												
SALT L	15669	Undr Const	S-115-7(341)295	MULT	I-15 NB; Bangerter Hwy to I-215				Widen Existing Facility			
		Adv Dt: 10/18/18			I-15; MP 294.50 - 298.30 & I-15; MP 289.50 - 299.00							
		ST_TIF	\$93,736,389	\$66,598,386	\$2,465,224	\$0	\$0	\$0	\$162,800,000	\$0	\$162,800,000	\$0
SALT L	15688	Active	F-180-3(193)125	MULT	I-80; 1300 E to 2300 E and I-215; 3300 S to 4500 S				High Volume			
		To Be Adv Dt: 08/31/20			I-80; MP 124.96 - 127.57 & I-215; MP 1.85 - 3.67							
		NHPP_BR	\$0	\$13,700,000	\$0	\$0	\$0	\$0	\$13,700,000	\$12,772,510	\$927,490	\$0
		NHPP_IM	\$10,000,000	\$61,980,777	\$0	\$0	\$0	\$0	\$71,980,777	\$67,791,496	\$4,189,281	\$0
		STP_BRIDGE	\$0	\$10,300,000	\$0	\$0	\$0	\$0	\$10,300,000	\$9,602,690	\$697,310	\$0
		ST_RET_ROW	\$3,019,223	\$0	\$0	\$0	\$0	\$0	\$3,019,223	\$0	\$3,019,223	\$0
		Total	\$13,019,223	\$85,980,777	\$0	\$0	\$0	\$0	\$99,000,000	\$90,166,696	\$8,833,304	\$0
SALT L	18843	STIP	S-2354(1)2	MULT	600/700 N Frequent Transit Network Improvements				UTA/Transit			
		To Be Adv Dt:			SR-268; MP .00 - .73 & Cnty:FA-2354; MP 1.72 - 3.09							
		LOCAL_MATCH	\$0	\$0	\$0	\$0	\$0	\$152,000	\$152,000	\$0	\$0	\$152,000
		ST_TIF_TRANS	\$0	\$0	\$0	\$0	\$0	\$0	\$0	\$0	\$0	\$0
		ST_TTIF	\$0	\$0	\$0	\$0	\$0	\$228,000	\$228,000	\$0	\$228,000	\$0
		Total	\$0	\$0	\$0	\$0	\$0	\$380,000	\$380,000	\$0	\$228,000	\$152,000
SALT L	18844	STIP	S-2354(2)1	MULT	600/700 N Active Transportation Improvements				Transportation Alternatives			
		To Be Adv Dt:			Cnty:FA-2354; MP .99 - 3.09 & SR-268; MP .00 - .73							
		LOCAL_MATCH	\$0	\$0	\$0	\$0	\$0	\$1,600,000	\$1,600,000	\$0	\$0	\$1,600,000
		ST_TIF	\$0	\$0	\$0	\$0	\$0	\$2,400,000	\$2,400,000	\$0	\$2,400,000	\$0
		ST_TIF_ACT	\$0	\$0	\$0	\$0	\$0	\$0	\$0	\$0	\$0	\$0
		Total	\$0	\$0	\$0	\$0	\$0	\$4,000,000	\$4,000,000	\$0	\$2,400,000	\$1,600,000
SALT L	18847	STIP	S-2066(3)10	MULT	1300 W; 6400 S to 4800 S - Active Transportation				Transportation Alternatives			
		To Be Adv Dt:			Cnty:FA-2066; MP 10.03 - 11.72							
		LOCAL_MATCH	\$0	\$0	\$0	\$0	\$0	\$1,120,000	\$1,120,000	\$0	\$0	\$1,120,000
		ST_TIF	\$0	\$0	\$0	\$0	\$0	\$1,680,000	\$1,680,000	\$0	\$1,680,000	\$0
		ST_TIF_ACT	\$0	\$0	\$0	\$0	\$0	\$0	\$0	\$0	\$0	\$0
		Total	\$0	\$0	\$0	\$0	\$0	\$2,800,000	\$2,800,000	\$0	\$1,680,000	\$1,120,000
SALT L	16490	Funding	NEWPROJ(16490)	MULT	700 W, 300 W & TRAX over I-215 Bridge Rehabs				Replacement and Rehabilitation - Structure			
		To Be Adv Dt:			I-215; MP 11.14 - 11.19 & I-215; MP 11.11 - 11.22 & Cnty:FA-2118; MP 1.00 - 1.08							
NEW		NHPP_BR	\$0	\$0	\$0	\$950,000	\$6,600,000	\$0	\$7,550,000	\$7,038,865	\$511,135	\$0



DRAFT

DRAFT STIP

UDOT electronic Program Management

Statewide Transportation Improvement Program



STIP 2021-2026

Report Run on: Aug 31, 2020, 12:23 P.M.

epm345_stip_report (Rev 1716)

Region	PIN	Status	Project No.	Rt. Beg Len	PIN Description / Project Location				Concept Description			State	Other
		Fund	Prior	2021	2022	2023	2024	CD	Total	Fed Aid			
Salt Lake County Projects													
SALT L	7703	Active	MP-0182(6)	MULT	MVC; Salt Lake County PM				Staffing Support				
		Will Not Adv			MVC; Salt Lake County PM								
		LOCAL_INKIND	\$0	\$0	\$0	\$0	\$0	\$0	\$0	\$0	\$0	\$0	\$0
		L_BETTERMENT	\$38,333,979	\$0	\$0	\$0	\$0	\$0	\$38,333,979	\$0	\$0	\$0	\$38,333,979
		ST_BONDS_MVC	\$55,800,000	\$0	\$0	\$0	\$0	\$0	\$55,800,000	\$0	\$55,800,000	\$0	\$0
		ST_CHF_TIF	\$193,845,199	\$0	\$0	\$0	\$0	\$0	\$193,845,199	\$0	\$193,845,199	\$0	\$0
		ST_CONST	\$73,500	\$426,500	\$0	\$0	\$0	\$0	\$500,000	\$0	\$500,000	\$0	\$0
		ST_GF_CHN	\$128,755,865	\$0	\$0	\$0	\$0	\$0	\$128,755,865	\$0	\$128,755,865	\$0	\$0
		ST_GF_TIF	\$7,500,000	\$0	\$0	\$0	\$0	\$0	\$7,500,000	\$0	\$7,500,000	\$0	\$0
		ST_TIF	\$8,848,568	\$7,325,869	\$1,500,000	\$2,266,342	\$0	\$0	\$19,940,779	\$0	\$19,940,779	\$0	\$0
		Total	\$433,157,110	\$7,752,370	\$1,500,000	\$2,266,342	\$0	\$0	\$444,675,822	\$0	\$406,341,843	\$38,333,979	\$0
SALT L	12587	Undr Const	S-115-7(324)297	MULT	I-15; SB 12300 South to SR-201				Upgrade Existing Interchange				
		Adv Dt: 09/06/17			I-15; MP 297.28 - 299.05 & I-15; MP 291.40 - 304.50								
		ST_ATMS	\$0	\$0	\$0	\$0	\$0	\$0	\$0	\$0	\$0	\$0	\$0
		ST_ATMS_AM	\$15,407	\$293,593	\$0	\$0	\$0	\$0	\$309,000	\$0	\$309,000	\$0	\$0
		ST_BRIDGE	\$7,093,204	\$3,706,796	\$0	\$0	\$0	\$0	\$10,800,000	\$0	\$10,800,000	\$0	\$0
		ST_INS-RECOV	\$0	\$300,000	\$0	\$0	\$0	\$0	\$300,000	\$0	\$300,000	\$0	\$0
		ST_T&S_FUND	\$0	\$300,000	\$0	\$0	\$0	\$0	\$300,000	\$0	\$300,000	\$0	\$0
		ST_TIF	\$158,162,612	\$33,237,388	\$0	\$0	\$0	\$0	\$191,400,000	\$0	\$191,400,000	\$0	\$0
		ST_TIF_SB229	\$0	\$0	\$0	\$0	\$0	\$0	\$0	\$0	\$0	\$0	\$0
		Total	\$165,271,223	\$37,837,777	\$0	\$0	\$0	\$0	\$203,109,000	\$0	\$203,109,000	\$0	\$0
SALT L	13114	Active	F-0089(392)0	MULT	9270 South & State Street; 150 East to State St.				Intersection Improvements				
		To Be Adv Dt: 09/15/20			US-89; MP 366.42 - 366.62 & 9270 South between State St. to 150 East; Length = 0.280 Miles								
		LOCAL_GOV	\$100,000	\$0	\$0	\$0	\$0	\$0	\$100,000	\$0	\$0	\$100,000	\$0
		STP_URB_SL	\$4,207,800	\$3,024,200	\$0	\$0	\$0	\$0	\$7,232,000	\$6,742,394	\$0	\$489,606	\$0
		Total	\$4,307,800	\$3,024,200	\$0	\$0	\$0	\$0	\$7,332,000	\$6,742,394	\$0	\$589,606	\$0
SALT L	14937	Scoping	S-2159(1)3	MULT	Herriman Parkway Extension; 6400 W to 6800 W				TIF - Transportation Investment Fund				
		Will Not Adv			Cnty:FA-2159; MP 3.07 - 3.07 & Herriman Parkway Extension; 6400 West to 6800 West								
		LOCAL_GOV	\$0	\$0	\$0	\$0	\$0	\$0	\$0	\$0	\$0	\$0	\$0
		L_PASS_MATCH	\$0	\$111,103	\$0	\$0	\$0	\$0	\$111,103	\$0	\$0	\$111,103	\$0
		STP_URB_SL	\$0	\$0	\$0	\$0	\$0	\$0	\$0	\$0	\$0	\$0	\$0
		ST_TIF	\$0	\$0	\$0	\$0	\$0	\$0	\$0	\$0	\$0	\$0	\$0
		ST_TIF_EXCH	\$1,530,000	\$0	\$0	\$0	\$0	\$0	\$1,530,000	\$0	\$1,530,000	\$0	\$0
		Total	\$1,530,000	\$111,103	\$0	\$0	\$0	\$0	\$1,641,103	\$0	\$1,530,000	\$111,103	\$0



DRAFT

DRAFT STIP

UDOT electronic Program Management

Statewide Transportation Improvement Program



STIP 2021-2026

Report Run on: Aug 31, 2020, 12:23 P.M.

epm345_stip_report (Rev 1716)

Region	PIN	Status	Project No.	Rt. Beg Len	PIN Description / Project Location				Concept Description			State	Other
		Fund	Prior	2021	2022	2023	2024	CD	Total	Fed Aid			
Salt Lake County Projects													
SALT L	14944	Awarded	F-LC35(305)	MULT	SR-210 Widening and Grit Mill Parking Lot				Transportation Alternatives				
		Adv Dt: 05/30/20			SR-210; MP 4.35 - 4.56								
		LOCAL_GOV		\$0	\$116,658	\$0	\$0	\$0	\$0	\$116,658	\$0	\$0	\$116,658
		LOCAL_INKIND		\$0	\$14,720	\$0	\$0	\$0	\$0	\$14,720	\$0	\$0	\$14,720
		LOCAL_MATCH		\$0	\$24,342	\$0	\$0	\$0	\$0	\$24,342	\$0	\$0	\$24,342
		OTHER		\$0	\$194,361	\$0	\$0	\$0	\$0	\$194,361	\$0	\$0	\$194,361
		ST_CONT_R2		\$0	\$125,000	\$0	\$0	\$0	\$0	\$125,000	\$0	\$125,000	\$0
		TAP_URB_WFRC		\$537,927	\$0	\$0	\$0	\$0	\$0	\$537,927	\$537,927	\$0	\$0
		Total		\$537,927	\$475,081	\$0	\$0	\$0	\$0	\$1,013,008	\$537,927	\$125,000	\$350,081
SALT L	14945	Active	F-LC35(306)	MULT	Midas Creek Trail over Welby Jacob Canal				Transportation Alternatives				
		To Be Adv Dt: 10/23/20			Sec 1 completes a gap, Sec 2 Bridge over Welby Jacobs Canal, Sec 3 will extend trail to 4000 West								
		LOCAL_GOV		\$0	\$16,763	\$0	\$0	\$0	\$0	\$16,763	\$0	\$0	\$16,763
		LOCAL_MATCH		\$0	\$13,237	\$0	\$0	\$0	\$0	\$13,237	\$0	\$0	\$13,237
		TAP_URB_WFRC		\$60,600	\$121,686	\$0	\$0	\$0	\$0	\$182,285	\$182,285	\$0	\$0
		Total		\$60,600	\$151,686	\$0	\$0	\$0	\$0	\$212,285	\$182,285	\$0	\$30,000
SALT L	14946	Undr Const	F-LC35(307)	MULT	Corner Canyon Creek/ East Jordan Canal Trail				Transportation Alternatives				
		Adv Dt: 04/04/20			Smith Fields Park to Willow Creek Trail & Stokes Ave								
		LOCAL_GOV		\$0	\$0	\$0	\$0	\$0	\$0	\$0	\$0	\$0	\$0
		LOCAL_MATCH		\$2,419	\$54,835	\$0	\$0	\$0	\$0	\$57,254	\$0	\$0	\$57,254
		TAP_URB_WFRC		\$734,141	\$581	\$0	\$0	\$0	\$0	\$734,722	\$734,722	\$0	\$0
		Total		\$736,560	\$55,416	\$0	\$0	\$0	\$0	\$791,976	\$734,722	\$0	\$57,254
SALT L	16922	Scoping	F-2104(1)1	MULT	7000 South; 1300 West to Bangerter Highway - Study				Document EA/EIS				
		Will Not Adv			Cnty:FA-2104; MP 1.24 - 3.19 & Cnty:FA-2104; MP 3.19 - 3.19								
		LOCAL_GOV		\$0	\$0	\$0	\$0	\$927,384	\$927,384	\$0	\$0	\$0	\$927,384
		STP_URB_SL		\$0	\$0	\$0	\$0	\$1,072,616	\$1,072,616	\$1,000,000	\$0	\$0	\$72,616
		Total		\$0	\$0	\$0	\$0	\$2,000,000	\$2,000,000	\$1,000,000	\$0	\$0	\$1,000,000
SALT L	16943	Scoping	F-2038(1)1	MULT	14600 South; Railroad Bridge to Redwood Bike/ Ped				Pedestrian/Bike facility				
		To Be Adv Dt: 10/31/22			Cnty:FA-2038; MP .92 - 2.17 & Cnty:FA-2038; MP 2.17 - 2.17								
		CMAQ_WFRC		\$0	\$0	\$0	\$0	\$1,142,000	\$1,142,000	\$1,064,687	\$0	\$0	\$77,313
SALT L	17842	Scoping	F-R299(344)	MULT	Midvalley Connector BRT; Atherton DR to 2700 W				UTA/Transit				
		To Be Adv Dt: 02/29/24			SR-266; MP .27 - 1.71 & SR-266; MP .00 - .27 & Cnty:FA-2240; MP 3.50 - 3.74								
		CMAQ_PM2.5		\$0	\$0	\$0	\$0	\$2,145,232	\$2,145,232	\$2,000,000	\$145,232	\$0	\$0
		LOCAL_GOV		\$0	\$0	\$0	\$0	\$38,254,768	\$38,254,768	\$0	\$0	\$0	\$38,254,768
		ST_TIF_TRANS		\$0	\$0	\$0	\$0	\$0	\$0	\$0	\$0	\$0	\$0
		ST_TTIF		\$0	\$0	\$22,800,000	\$0	\$0	\$22,800,000	\$0	\$22,800,000	\$0	\$0
		Total		\$0	\$0	\$22,800,000	\$0	\$40,400,000	\$63,200,000	\$2,000,000	\$22,945,232	\$38,254,768	\$0
SALT L	18818	Funding	NEWPROJ(18818)	MULT	TSP/ Preemption for Transit, Freight, & Snow Plows				ATMS				
		To Be Adv Dt:			SR-172; MP 4.00 - 9.22 & Cnty:FA-2386; MP .00 - .28 & Cnty:FA-2358; MP .00 - .33 & SR-111; MP .00 - 10.60 & SR-71; MP .00 - .00 & SR-71; MP .00 - 22.47 & SR-71; MP .00 - .00								
NEW		STP_URB_SL		\$0	\$0	\$0	\$0	\$690,000	\$690,000	\$643,287	\$46,713	\$0	\$0



DRAFT

DRAFT STIP

UDOT electronic Program Management

Statewide Transportation Improvement Program



STIP 2021-2026

Report Run on: Aug 31, 2020, 12:23 P.M.

epm345_stip_report (Rev 1716)

Region	PIN	Status	Project No.	Rt. Beg Len	PIN Description / Project Location				Concept Description				
		Fund	Prior	2021	2022	2023	2024	CD	Total	Fed Aid	State	Other	
Salt Lake County Projects													
SALT L	18819	Funding	NEWPROJ(18819)	MULT	TSP/ Preemption Equipment for Transit Vehicles				UTA/Transit				
		To Be Adv Dt:			SR-172; MP 4.03 - 9.22 & Cnty:FA-2386; MP .00 - .30 & SR-111; MP .00 - 10.60 & SR-71; MP .00 - 22.47 & Cnty:FA-2358; MP .00 - .33								
NEW		STP_URB_SL		\$0	\$0	\$0	\$0	\$0	\$255,000	\$255,000	\$237,737	\$0	\$17,264
SALT L	13149	Undr Const	S-0085(9)	OTHER	SR-85, MVC; 4100 South to SR-201				New Capacity				
		Adv Dt: 06/26/18			New Mountain View Corridor Alignment								
		LOCAL_GOV		\$0	\$0	\$0	\$0	\$0	\$0	\$0	\$0	\$0	\$0
		L_BETTERMENT	\$1,095,603	\$0	\$0	\$0	\$0	\$0	\$0	\$1,095,603	\$0	\$0	\$1,095,603
		ST_CONT_R2	\$0	\$0	\$0	\$0	\$0	\$0	\$0	\$0	\$0	\$0	\$0
		ST_TIF	\$216,536,832	\$91,617,844	\$36,845,324	\$10,000,000	\$0	\$0	\$355,000,000	\$0	\$355,000,000	\$0	\$0
		Total	\$217,632,435	\$91,617,844	\$36,845,324	\$10,000,000	\$0	\$0	\$356,095,603	\$0	\$355,000,000	\$1,095,603	
SALT L	15670	Awarded	S-R299(261)	OTHER	Porter Rockwell (Bridge)				New Capacity				
		Adv Dt: 01/22/20			NA								
		L_BETTERMENT	\$96,017	\$0	\$0	\$0	\$0	\$0	\$96,017	\$0	\$0	\$96,017	
		ST_TIF	\$3,972,171	\$30,000,000	\$28,027,829	\$5,000,000	\$0	\$0	\$67,000,000	\$0	\$67,000,000	\$0	\$0
		Total	\$4,068,188	\$30,000,000	\$28,027,829	\$5,000,000	\$0	\$0	\$67,096,017	\$0	\$67,000,000	\$96,017	
SALT L	8599	Scoping	NEWPROJECT-0027()	OTHER	TRANSIT ORIENTED DEVELOPMENT @ 1000 SO. TRAX STA.								
		Will Not Adv			TRANSIT ORIENTED DEVELOPMENT (TOD) @ 10000 SOUTH TRAX STA.								
		STP_URB_SL	\$0	\$2,145,232	\$0	\$0	\$0	\$0	\$2,145,232	\$2,000,000	\$0	\$145,232	
SALT L	8601	Scoping	F-0210(16)0	OTHER	1 WASATCH BOULEVARD & 7650 SOUTH								
		To Be Adv Dt: 12/22/22			WASATCH BOULEVARD & 7650 SOUTH								
		CMAQ_PM2.5	\$0	\$1,357,503	\$0	\$0	\$0	\$0	\$1,357,503	\$1,265,600	\$0	\$91,903	
		CMAQ_WFRC	\$0	\$0	\$0	\$0	\$0	\$0	\$0	\$0	\$0	\$0	\$0
		Total	\$0	\$1,357,503	\$0	\$0	\$0	\$0	\$1,357,503	\$1,265,600	\$0	\$91,903	
SALT L	13112	Undr Const	F-LC35(249)	OTHER	Porter Rockwell Blvd (4th Seg); East Jordan Canal				New Capacity				
		Adv Dt: 04/27/19			Porter Rockwell Blvd (4th Seg); East Jordan Canal								
		LOCAL_GOV	\$0	\$1,650,000	\$0	\$0	\$0	\$0	\$1,650,000	\$0	\$0	\$1,650,000	
		LOCAL_INKIND	\$0	\$656,186	\$0	\$0	\$0	\$0	\$656,186	\$0	\$0	\$656,186	
		L_BETTERMENT	\$0	\$0	\$0	\$0	\$0	\$0	\$0	\$0	\$0	\$0	\$0
		STP_URB_SL	\$9,036,363	\$0	\$0	\$0	\$0	\$0	\$9,036,363	\$9,036,363	\$0	\$0	\$0
		Total	\$9,036,363	\$2,306,186	\$0	\$0	\$0	\$0	\$11,342,548	\$9,036,363	\$0	\$2,306,186	
SALT L	14939	Scoping	F-LC35(300)	OTHER	SLC Emigration Creek Trail; Connor St - Wasatch Dr				Transportation Alternatives				
		To Be Adv Dt: 03/18/21			Bonneville Golf Course between Connor Street and Wasatch Drive								
		CMAQ_WFRC	\$0	\$0	\$0	\$447,000	\$0	\$0	\$447,000	\$447,000	\$0	\$0	\$0
		LOCAL_GOV	\$0	\$0	\$0	\$32,700	\$0	\$0	\$32,700	\$0	\$0	\$32,700	
		Total	\$0	\$0	\$0	\$479,700	\$0	\$0	\$479,700	\$447,000	\$0	\$32,700	



DRAFT

DRAFT STIP

UDOT electronic Program Management

Statewide Transportation Improvement Program



STIP 2021-2026

Report Run on: Aug 31, 2020, 12:23 P.M.

epm345_stip_report (Rev 1716)

Region	PIN	Status	Project No.	Rt. Beg Len	PIN Description / Project Location				Concept Description				
		Fund	Prior	2021	2022	2023	2024	CD	Total	Fed Aid	State	Other	
Salt Lake County Projects													
SALT L	14949	Active	F-LC35(310)	OTHER	Taylorsville Regional Trail; 5140 So to 5400 So				Transportation Alternatives				
		To Be Adv Dt: 09/30/20			TAYLORSVILLE REGIONAL TRAIL; 5140 South to 5400 South, MP 0.00 to MP 0.4023; LENGTH 0.4023 MILES								
		LOCAL_GOV		\$0	\$41,998	\$0	\$0	\$0	\$0	\$41,998	\$0	\$0	\$41,998
		TAP_URB_WFRC		\$210,719	\$57,783	\$0	\$0	\$0	\$0	\$268,502	\$268,502	\$0	\$0
		Total		\$210,719	\$99,781	\$0	\$0	\$0	\$0	\$310,500	\$268,502	\$0	\$41,998
SALT L	14952	Scoping	F-LC35(313)	OTHER	Beck Street Protected Bicycle Facility Design				Pedestrian/Bicycle Safety				
		Will Not Adv			Beck Street bicycle lanes in SLC between Chicago St and the existing shared use path on the frontage road								
		LOCAL_GOV		\$0	\$0	\$0	\$0	\$0	\$0	\$0	\$0	\$0	\$0
		TAP_URB_WFRC		\$55,400	\$0	\$0	\$0	\$0	\$0	\$55,400	\$51,649	\$0	\$3,751
		Total		\$55,400	\$0	\$0	\$0	\$0	\$0	\$55,400	\$51,649	\$0	\$3,751
SALT L	15912	Scoping	F-LC35(315)	OTHER	2810 South at 8000 West Realignment - Magna				Intersection Modification				
		To Be Adv Dt: 09/02/21			2810 South at 8000 West from 8000 West to 8058 West								
		LOCAL_GOV		\$0	\$0	\$0	\$710,340	\$0	\$0	\$710,340	\$0	\$0	\$710,340
		STP_URB_SL		\$0	\$0	\$0	\$1,290,560	\$0	\$0	\$1,290,560	\$1,203,189	\$0	\$87,371
		Total		\$0	\$0	\$0	\$2,000,900	\$0	\$0	\$2,000,900	\$1,203,189	\$0	\$797,711
SALT L	15913	Advertised	F-LC35(316)	OTHER	4150 West from Majestic Rise Parkway to 12600 So.				New Capacity				
		Adv Dt: 08/22/20			4150 West from Majestic Rise Parkway (13200 So) to 12600 South								
		LOCAL_GOV		\$131,423	\$0	\$0	\$0	\$0	\$0	\$131,423	\$0	\$0	\$131,423
		LOCAL_INKIND		\$0	\$192,802	\$0	\$0	\$0	\$0	\$192,802	\$0	\$0	\$192,802
		STP_URB_SL		\$720,610	\$5,928,779	\$0	\$0	\$0	\$0	\$6,649,389	\$6,199,225	\$0	\$450,164
		Total		\$852,033	\$6,121,581	\$0	\$0	\$0	\$0	\$6,973,614	\$6,199,225	\$0	\$774,389
SALT L	15918	STIP	F-R299(271)	OTHER	UTA Locomotive Over Haul				UTA/Transit				
		Will Not Adv			UTA Frontrunner Station								
		CMAQ_PM2.5		\$0	\$2,258,001	\$0	\$0	\$0	\$0	\$2,258,001	\$2,105,134	\$152,867	\$0
		CMAQ_WFRC		\$0	\$0	\$0	\$0	\$0	\$0	\$0	\$0	\$0	\$0
		LOCAL_GOV		\$0	\$1,257,999	\$0	\$0	\$0	\$0	\$1,257,999	\$0	\$0	\$1,257,999
		Total		\$0	\$3,516,000	\$0	\$0	\$0	\$0	\$3,516,000	\$2,105,134	\$152,867	\$1,257,999
SALT L	15919	Scoping	F-R299(272)	OTHER	Salt Lake County Signal Interconnect - UDOT TOC				Traffic Signal Coordination				
		To Be Adv Dt: 08/17/21			Signal Interconnect - UDOT TOC								
		CMAQ_WFRC		\$0	\$0	\$0	\$965,354	\$0	\$0	\$965,354	\$900,000	\$0	\$65,354
		LOCAL_GOV		\$0	\$0	\$0	\$643,246	\$0	\$0	\$643,246	\$0	\$0	\$643,246
		Total		\$0	\$0	\$0	\$1,608,600	\$0	\$0	\$1,608,600	\$900,000	\$0	\$708,600
SALT L	15920	Scoping	F-R299(273)	OTHER	Salt Lake City Traffic Signal Synchronization				Traffic Signal Coordination				
		To Be Adv Dt: 08/17/21			349 South 200 East								
		CMAQ_WFRC		\$0	\$0	\$0	\$997,533	\$0	\$0	\$997,533	\$930,000	\$0	\$67,533
		LOCAL_GOV		\$0	\$0	\$0	\$2,467	\$0	\$0	\$2,467	\$0	\$0	\$2,467
		Total		\$0	\$0	\$0	\$1,000,000	\$0	\$0	\$1,000,000	\$930,000	\$0	\$70,000



DRAFT

DRAFT STIP

UDOT electronic Program Management

Statewide Transportation Improvement Program



STIP 2021-2026

Report Run on: Aug 31, 2020, 12:23 P.M.

epm345_stip_report (Rev 1716)

Region	PIN	Status	Project No.	Rt. Beg Len	PIN Description / Project Location				Concept Description			State	Other
		Fund	Prior	2021	2022	2023	2024	CD	Total	Fed Aid			
Salt Lake County Projects													
SALT L	15925	Scoping	F-R299(274)	OTHER	'Utah & Salt Lake Canal Trail Extension				Pedestrian/Bicycle Safety				
		To Be Adv Dt: 03/07/22			'Utah & Salt Lake Canal Trail Extension from Mountain View Corridor Trail to 6400 West								
		TAP_URB_WFRC		\$0	\$291,000	\$0	\$0	\$0	\$291,000	\$271,299	\$0	\$19,701	
SALT L	15926	Active	F-R299(275)	OTHER	'Kearns Bicycle Route Signing Wayfinding - Kearns				Pedestrian/Bicycle Safety				
		To Be Adv Dt: 09/01/20			Kearns Bicycle Route Signing Wayfinding - Kearns Metro Boundaries								
		LOCAL_GOV		\$0	\$15,643	\$0	\$0	\$0	\$15,643	\$0	\$0	\$15,643	
		TAP_URB_WFRC		\$26,740	\$37,617	\$0	\$0	\$0	\$64,357	\$60,000	\$0	\$4,357	
		Total		\$26,740	\$53,260	\$0	\$0	\$0	\$80,000	\$60,000	\$0	\$20,000	
SALT L	15928	STIP	F-R299(277)	OTHER	Update Bike Cars on FrontRunner				Pedestrian/Bicycle Safety				
		Will Not Adv			Update Bike Cars on FrontRunner, This request is for new bike racks on 10 of UTA's 16 FrontRunner bike cars.								
		TAP_URB_WFRC		\$0	\$194,800	\$0	\$0	\$0	\$194,800	\$181,612	\$0	\$13,188	
SALT L	15929	Scoping	F-R299(278)	OTHER	'Salt Lake County Bicycle Counters - SL Valley				Pedestrian/Bicycle Safety				
		To Be Adv Dt: 04/13/21			Salt Lake County Bicycle Counters - Salt Lake Valley Metro Area								
		LOCAL_GOV		\$0	\$85,377	\$0	\$0	\$0	\$85,377	\$0	\$0	\$85,377	
		TAP_URB_WFRC		\$35,000	\$179,523	\$0	\$0	\$0	\$214,523	\$200,000	\$0	\$14,523	
		Total		\$35,000	\$264,900	\$0	\$0	\$0	\$299,900	\$200,000	\$0	\$99,900	
SALT L	15936	Scoping	S-LC35(322)	OTHER	8600 South; 5600 West to 6000 West				New Bridge/Bridge Replacement				
		To Be Adv Dt: 07/21/21			8600 South Bridge over Mountain View Corridor from 5600 West to 6000 West								
		LOCAL_GOV		\$1,176	\$970,828	\$0	\$0	\$7,027,996	\$8,000,000	\$0	\$0	\$8,000,000	
		STP_URB_SL		\$0	\$0	\$0	\$0	\$0	\$0	\$0	\$0	\$0	
		ST_TIF		\$0	\$2,000,000	\$2,000,000	\$0	\$0	\$4,000,000	\$0	\$4,000,000	\$0	
		Total		\$1,176	\$2,970,828	\$2,000,000	\$0	\$7,027,996	\$12,000,000	\$0	\$4,000,000	\$8,000,000	
SALT L	16932	Scoping	F-LC35(321)	OTHER	University of Utah Hospital Stop Expansion				UTA/Transit				
		Will Not Adv			Extend the existing Bus Bays and Bus Parking area								
		STP_URB_SL		\$0	\$399,400	\$0	\$0	\$0	\$399,400	\$372,361	\$0	\$27,039	
SALT L	16949	Active	F-LC35(317)	OTHER	Northwest Avenue Sidewalk; 5415 So to 5570 So				Pedestrian/Bike facility				
		To Be Adv Dt: 08/19/20			Construct sidewalk, curb, and gutter on the west side of Northwest avenue from 5415 S to existing sidewalk at about 5570 S. Length=0.25 miles.								
		LOCAL_GOV		\$0	\$51,022	\$0	\$0	\$0	\$51,022	\$0	\$0	\$51,022	
		OTHER		\$0	\$0	\$0	\$0	\$0	\$0	\$0	\$0	\$0	
		TAP_URB_WFRC		\$57,620	\$150,380	\$0	\$0	\$0	\$208,000	\$193,918	\$0	\$14,082	
		Total		\$57,620	\$201,402	\$0	\$0	\$0	\$259,022	\$193,918	\$0	\$65,103	
SALT L	16950	Scoping	F-LC35(318)	OTHER	Salt Lake Urbanized Area Bus Bike Rack Expansion				UTA/Transit				
		Will Not Adv			Salt Lake Urban Area - Replace UTA Bus Bike Racks for two bikes to Bike Racks for three bikes								
		TAP_URB_WFRC		\$0	\$91,200	\$0	\$0	\$0	\$91,200	\$85,026	\$0	\$6,174	



DRAFT

DRAFT STIP

UDOT electronic Program Management

Statewide Transportation Improvement Program



STIP 2021-2026

Report Run on: Aug 31, 2020, 12:23 P.M.

epm345_stip_report (Rev 1716)

Region	PIN	Status	Project No.	Rt. Beg Len	PIN Description / Project Location				Concept Description				
		Fund	Prior	2021	2022	2023	2024	CD	Total	Fed Aid	State	Other	
Salt Lake County Projects													
SALT L	17868	Scoping	F-R299(346)	OTHER	Utah & Salt Lake Canal Trail, Phase 5				Transportation Alternatives				
		To Be Adv Dt: 03/24/22 7200 West (West Valley City) - northwest to the Elk Run Subdivision in the Magna Metro Township											
		LOCAL_GOV		\$0	\$3,465	\$0	\$0	\$0	\$3,465	\$0	\$0	\$3,465	
		TAP_URB_WFRC		\$0	\$96,535	\$0	\$0	\$0	\$96,535	\$90,000	\$0	\$6,535	
		Total		\$0	\$100,000	\$0	\$0	\$0	\$100,000	\$90,000	\$0	\$10,000	
SALT L	18817	Funding	NEWPROJ(18817)	OTHER	UTA - On-Board Technology System				Data System Development/Enhancement				
		To Be Adv Dt: UTA - 669 West 200 South, Salt Lake City, Utah 84101											
NEW		LOCAL_GOV		\$0	\$0	\$0	\$0	\$4,463,692	\$4,463,692	\$0	\$0	\$4,463,692	
		STP_URB_SL		\$0	\$0	\$0	\$0	\$536,308	\$536,308	\$500,000	\$0	\$36,308	
		Total		\$0	\$0	\$0	\$0	\$5,000,000	\$5,000,000	\$500,000	\$0	\$4,500,000	
SALT L	18824	Funding	NEWPROJ(18824)	OTHER	9000 South; New Bingham Highway to SR-111				New Capacity				
		To Be Adv Dt: 9000 South from New Bingham Highway to SR-111											
NEW		LOCAL_GOV		\$0	\$0	\$0	\$0	\$11,957,052	\$11,957,052	\$0	\$0	\$11,957,052	
		STP_URB_SL		\$0	\$0	\$0	\$0	\$3,217,848	\$3,217,848	\$3,000,000	\$0	\$217,848	
		Total		\$0	\$0	\$0	\$0	\$15,174,900	\$15,174,900	\$3,000,000	\$0	\$12,174,900	
SALT L	18827	Funding	NEWPROJ(18827)	OTHER	3800 South Skyline HS; Virginia Way to Birch Drive				Intersection Modification				
		To Be Adv Dt: 3800 South Skyline HS; Virginia Way to Birch Drive											
NEW		LOCAL_GOV		\$0	\$0	\$0	\$0	\$150,000	\$150,000	\$0	\$0	\$150,000	
		STP_URB_SL		\$0	\$0	\$0	\$0	\$1,932,000	\$1,932,000	\$1,801,204	\$0	\$130,796	
		Total		\$0	\$0	\$0	\$0	\$2,082,000	\$2,082,000	\$1,801,204	\$0	\$280,796	
SALT L	18832	Funding	NEWPROJ(18832)	OTHER	On Route Electric Bus Charging Infrastructure				UTA/Transit				
		To Be Adv Dt: Potential Locations, Salt Lake Intermodal Center North Temple, UTA at 200 South and 600 West											
NEW		CMAQ_WFRC		\$0	\$0	\$0	\$0	\$2,681,540	\$2,681,540	\$2,500,000	\$0	\$181,540	
		LOCAL_GOV		\$0	\$0	\$0	\$0	\$318,460	\$318,460	\$0	\$0	\$318,460	
		Total		\$0	\$0	\$0	\$0	\$3,000,000	\$3,000,000	\$2,500,000	\$0	\$500,000	
SALT L	18837	Funding	NEWPROJ(18837)	OTHER	Kensington East-West Neighborhood Byway				Transportation Alternatives				
		To Be Adv Dt: Kensington Avenue from 600 East to West Temple											
NEW		LOCAL_GOV		\$0	\$0	\$0	\$0	\$216,815	\$216,815	\$0	\$0	\$216,815	
		TAP_URB_WFRC		\$0	\$0	\$0	\$0	\$321,785	\$321,785	\$300,000	\$0	\$21,785	
		Total		\$0	\$0	\$0	\$0	\$538,600	\$538,600	\$300,000	\$0	\$238,600	
SALT L	18838	Funding	NEWPROJ(18838)	OTHER	8425 South Sidewalk				Transportation Alternatives				
		To Be Adv Dt: 8425 South; 1300 East to 1475 East											
NEW		LOCAL_GOV		\$0	\$0	\$0	\$0	\$49,901	\$49,901	\$0	\$0	\$49,901	
		TAP_URB_WFRC		\$0	\$0	\$0	\$0	\$346,299	\$346,299	\$322,855	\$0	\$23,444	
		Total		\$0	\$0	\$0	\$0	\$396,200	\$396,200	\$322,855	\$0	\$73,345	
SALT L	3616	Active	SP-0182(1)0		Mountain View Corridor Presevation								
		Will Not Adv Mountain View Corridor											
		ST CORR_PRES		\$69,877,476	\$0	\$0	\$0	\$0	\$69,877,476	\$0	\$69,877,476	\$0	



DRAFT

DRAFT STIP

UDOT electronic Program Management

Statewide Transportation Improvement Program



STIP 2021-2026

Report Run on: Aug 31, 2020, 12:23 P.M.

epm345_stip_report (Rev 1716)

Region	PIN	Status	Project No.	Rt. Beg Len	PIN Description / Project Location				Concept Description				
		Fund	Prior	2021	2022	2023	2024	CD	Total	Fed Aid	State	Other	
Salt Lake County Projects													
SALT L	3904	Active Will Not Adv	SP-0071(14)4		700 East Corridor Corridor Preservation / Adv. Acquisition								
		ST_CORR_PRES		\$260,113	\$728,599	\$0	\$0	\$0	\$0	\$988,712	\$0	\$988,712	\$0
SALT L	4308	Active Will Not Adv	SP-9999(697)		Highland Drive Corridor Draper/Sandy to Highland Drive								
		ST_CORR_PRES		\$1,370,516	\$21,484	\$0	\$0	\$0	\$0	\$1,392,000	\$0	\$1,392,000	\$0
SALT L	4310	Active Will Not Adv	SP-0068(32)36		Redwood Road Corridor Redwood Road Corridor					Chip Seal			
		ST_CORR_PRES		\$279,152	\$414,055	\$0	\$0	\$0	\$0	\$693,207	\$0	\$693,207	\$0
SALT L	17015	Scoping Will Not Adv	S-R299(301)		2550 South from 5600 West to 8000 West 2550 South from 5600 West to 8000 West					New Capacity			
		ST_TIF		\$2,500,000	\$1,500,000	\$0	\$0	\$0	\$0	\$4,000,000	\$0	\$4,000,000	\$0
SALT L	17374	Scoping To Be Adv Dt: 11/30/23	S-R299(312)		Cottonwood Canyons Rec Hot Spot Project Placeholde Placeholder for the Cottonwood Canyons Rec Hot Spot Project(s)					Operations/Maintenance			
		ST_TIF		\$702,014	\$0	\$0	\$33,500,000	\$0	\$12,237,986	\$46,440,000	\$0	\$46,440,000	\$0
SALT L	17414	Scoping Will Not Adv	S-R299(318)		Cottonwood Canyons Transportation Study Little Cottonwood Canyon & Big Cottonwood Canyons (and vice versa)					Study			
		ST_GF_HB3		\$0	\$0	\$0	\$0	\$0	\$0	\$0	\$0	\$0	\$0
		ST_TIF		\$0	\$0	\$0	\$0	\$0	\$2,000,000	\$2,000,000	\$0	\$2,000,000	\$0
			Total	\$0	\$0	\$0	\$0	\$0	\$2,000,000	\$2,000,000	\$0	\$2,000,000	\$0
SALT L	17916	Scoping Will Not Adv	S-R299(350)		Rail Access through I-80 in Western SL County Rail Access through I-80 in Western SL County					UTA/Transit			
		ST_TIF		\$169,943	\$80,057	\$0	\$0	\$0	\$0	\$250,000	\$0	\$250,000	\$0
SALT L	18756	Active Will Not Adv	F-ST99(696)		FY 2021 WFRC MPO CPG SLC, O/L AREAS N/A Annual Workplan					Annual Work Program			
		FTA_5303_100		\$0	\$715,896	\$0	\$0	\$0	\$0	\$715,896	\$715,896	\$0	\$0
		L_PASS_MATCH		\$0	\$323,681	\$0	\$0	\$0	\$0	\$323,681	\$0	\$0	\$323,681
		PL_WFRC		\$1,712,330	\$0	\$0	\$0	\$0	\$0	\$1,712,330	\$1,712,330	\$0	\$0
		STP_URB_O/L		\$771,097	\$0	\$0	\$0	\$0	\$0	\$771,097	\$771,097	\$0	\$0
		STP_URB_SL		\$1,258,106	\$0	\$0	\$0	\$0	\$0	\$1,258,106	\$1,258,106	\$0	\$0
			Total	\$3,741,533	\$1,039,577	\$0	\$0	\$0	\$0	\$4,781,110	\$4,457,429	\$0	\$323,681
SALT L	11097	Undr Const Adv Dt: 03/07/20	F-LC35(219)		Jordan River Trail Gardner Village Trax Station Jordan River Trail - Gardner Village TRAX Station					Pedestrian/Bicycle Safety			
		CMAQ_PM2.5		\$311,785	\$0	\$0	\$0	\$0	\$0	\$311,785	\$290,677	\$0	\$21,108
		CMAQ_WFRC		\$10,000	\$0	\$0	\$0	\$0	\$0	\$10,000	\$9,323	\$0	\$677
		LOCAL_GOV		\$0	\$284,067	\$0	\$0	\$0	\$0	\$284,067	\$0	\$0	\$284,067
			Total	\$321,785	\$284,067	\$0	\$0	\$0	\$0	\$605,852	\$300,000	\$0	\$305,852



DRAFT

DRAFT STIP

UDOT electronic Program Management

Statewide Transportation Improvement Program



STIP 2021-2026

Report Run on: Aug 31, 2020, 12:23 P.M.

epm345_stip_report (Rev 1716)

Region	PIN	Status	Project No.	Rt. Beg Len	PIN Description / Project Location				Concept Description			
		Fund	Prior	2021	2022	2023	2024	CD	Total	Fed Aid	State	Other
Salt Lake County Projects												
SALT L	11985	Scoping	F-LC35(240)		Transportation and Land Use Connection Program				Local/MPO/Other Agency Pass-Through			
		Will Not Adv			Project Planning Support - Salt Lake County							
		L_PASS_MATCH	\$76,973	\$137,141	\$41,495	\$0	\$0	\$0	\$255,609	\$0	\$0	\$255,609
		STP_URB_SL	\$0	\$0	\$0	\$0	\$0	\$0	\$0	\$0	\$0	\$0
		STP_URB_SL@1	\$2,377,146	\$571,430	\$571,430	\$0	\$0	\$0	\$3,520,006	\$3,520,006	\$0	\$0
		ST_TRANS_SOL	\$288,188	\$161,812	\$0	\$0	\$0	\$0	\$450,000	\$0	\$450,000	\$0
		Total	\$2,742,307	\$870,383	\$612,925	\$0	\$0	\$0	\$4,225,615	\$3,520,006	\$450,000	\$255,609
SALT L	12000	Scoping	F-LC35(247)		Bengal Blvd & 2300 East Round-About				Intersection Modification			
		To Be Adv Dt: 02/19/21			Bengal Blvd & 2300 East Round-About							
		CMAQ_WFRC	\$0	\$0	\$0	\$0	\$0	\$0	\$0	\$0	\$0	\$0
		CMAQ_WFRC_1	\$372,920	\$2,282,080	\$0	\$0	\$0	\$0	\$2,655,000	\$2,655,000	\$0	\$0
		LOCAL_INKIND	\$0	\$192,796	\$0	\$0	\$0	\$0	\$192,796	\$0	\$0	\$192,796
		Total	\$372,920	\$2,474,876	\$0	\$0	\$0	\$0	\$2,847,796	\$2,655,000	\$0	\$192,796
SALT L	13125	Scoping	F-LC35(254)		Sugarhouse Streetcar Double Track; 300 E to 500 E				UTA/Transit			
		Will Not Adv			Sugarhouse Streetcar Double Track; 300 E to 500 E							
		CMAQ_PM2.5	\$0	\$2,037,970	\$0	\$0	\$0	\$0	\$2,037,970	\$1,899,999	\$137,971	\$0
		CMAQ_WFRC	\$0	\$0	\$0	\$0	\$0	\$0	\$0	\$0	\$0	\$0
		LOCAL_GOV'T	\$0	\$4,000,000	\$0	\$0	\$0	\$0	\$4,000,000	\$0	\$0	\$4,000,000
		Total	\$0	\$6,037,970	\$0	\$0	\$0	\$0	\$6,037,970	\$1,899,999	\$137,971	\$4,000,000
SALT L	13126	Scoping	F-LC35(255)		Hillsborough Pond Park & Ride; Wasatch Blvd.				UTA/Transit			
		Will Not Adv			Hillsborough Pond Park & Ride; Wasatch Blvd.							
		CMAQ_WFRC	\$0	\$0	\$0	\$892,350	\$0	\$892,350	\$1,784,700	\$1,663,876	\$0	\$120,824
SALT L	13127	Scoping	F-LC35(256)		Depot District Service Center (DDSC): 669 W 200 So				UTA/Transit			
		Will Not Adv			Depot District Service Center (DDSC): 669 W 200 So							
		CMAQ_WFRC	\$0	\$1,018,985	\$0	\$0	\$0	\$0	\$1,018,985	\$950,000	\$0	\$68,985
		FTASEC_5309	\$0	\$0	\$0	\$0	\$0	\$0	\$0	\$0	\$0	\$0
		FTASEC_5339	\$0	\$0	\$0	\$0	\$0	\$0	\$0	\$0	\$0	\$0
		FTA_5339_80	\$0	\$0	\$0	\$0	\$0	\$0	\$0	\$0	\$0	\$0
		FTA_5339_80A	\$0	\$18,905,641	\$4,625,000	\$0	\$0	\$0	\$23,530,641	\$18,824,513	\$4,706,128	\$0
		FTA_5339_80B	\$0	\$17,000,000	\$0	\$0	\$0	\$0	\$17,000,000	\$13,600,000	\$3,400,000	\$0
		LOCAL_GOV'T	\$0	\$43,700,287	\$0	\$0	\$0	\$0	\$43,700,287	\$0	\$0	\$43,700,287
		STP_URB_SL	\$0	\$3,217,848	\$0	\$0	\$0	\$0	\$3,217,848	\$3,000,000	\$0	\$217,848
		ST_GF_OTHER	\$0	\$5,000,000	\$2,500,000	\$2,500,000	\$0	\$0	\$10,000,000	\$0	\$10,000,000	\$0
		Total	\$0	\$88,842,761	\$7,125,000	\$2,500,000	\$0	\$0	\$98,467,761	\$36,374,513	\$18,106,128	\$43,987,121
SALT L	13128	Scoping	F-LC35(257)		Park & Ride Smart Boards, Cottonwood Cnys				Traveler Information			
		To Be Adv Dt: 02/21/23			Park & Ride Smart Boards, Cottonwood Cnys							
		CMAQ_WFRC	\$0	\$0	\$0	\$706,900	\$0	\$0	\$706,900	\$659,043	\$0	\$47,857



DRAFT

DRAFT STIP

UDOT electronic Program Management

Statewide Transportation Improvement Program



STIP 2021-2026

Report Run on: Aug 31, 2020, 12:23 P.M.

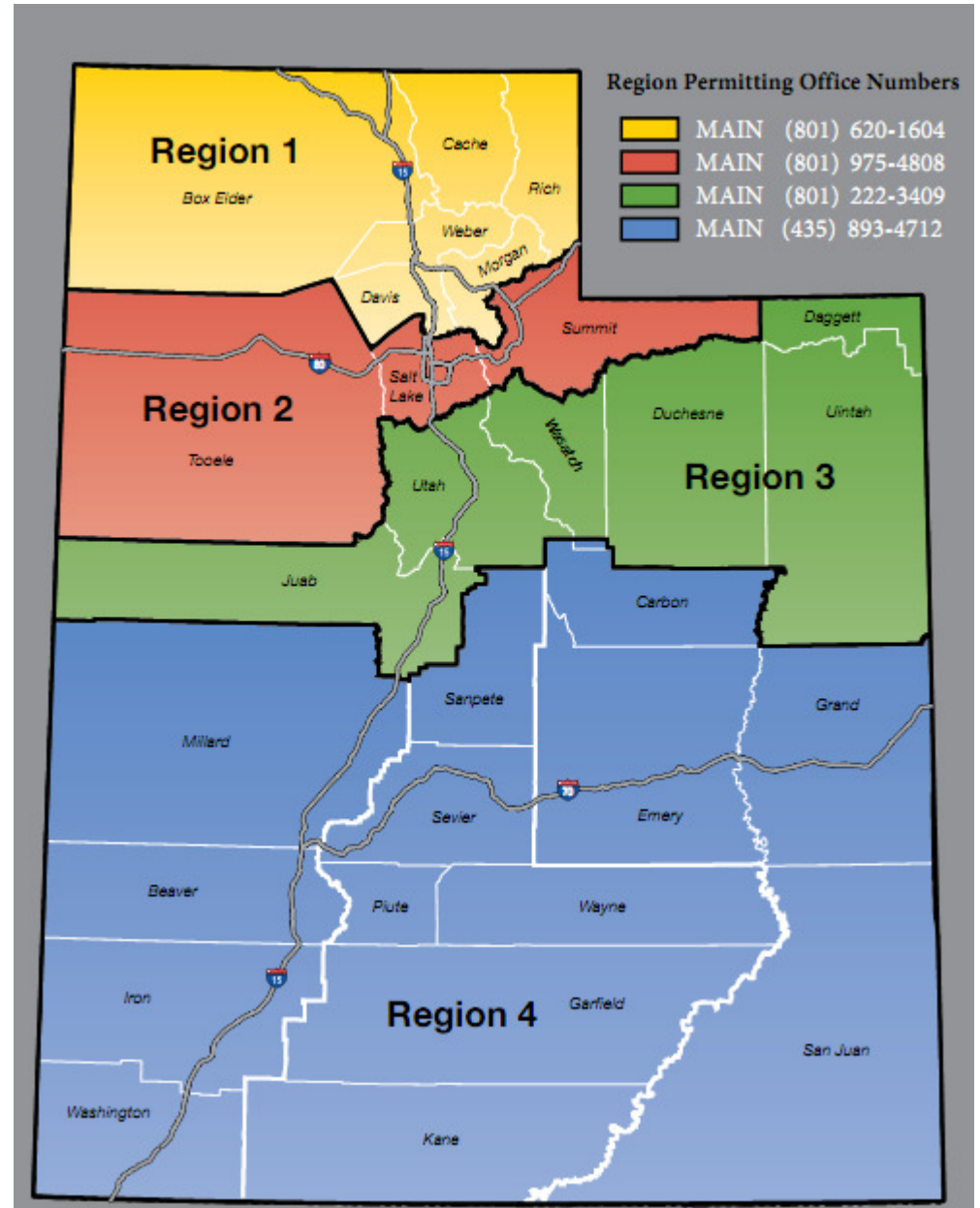
epm345_stip_report (Rev 1716)

Region	PIN	Status	Project No.	Rt. Beg Len	PIN Description / Project Location				Concept Description			State	Other
		Fund	Prior	2021	2022	2023	2024	CD	Total	Fed Aid			
Salt Lake County Projects													
SALT L	13130	Scoping	F-LC35(259)		14600 South; Pony Express Rd to UPRR Bridge				Transportation Alternatives				
		To Be Adv Dt: 02/11/21			14600 South; Pony Express Rd to UPRR Bridge								
		CMAQ_WFRC	\$52,000	\$617,700	\$0	\$0	\$0	\$0	\$669,700	\$624,361	\$0	\$45,339	
		LOCAL_INKIND	\$0	\$22,942	\$0	\$0	\$0	\$0	\$22,942	\$0	\$0	\$22,942	
		Total	\$52,000	\$640,642	\$0	\$0	\$0	\$0	\$692,642	\$624,361	\$0	\$68,280	
SALT L	14035	Scoping	F-LC35(273)		Highland Drive EIS				Concept Development				
		Will Not Adv			Highland Drive EIS								
		STP_URB_SL	\$0	\$1,072,616	\$3,539,633	\$0	\$0	\$0	\$4,612,249	\$4,300,000	\$0	\$312,249	
SALT L	14046	Scoping	F-LC35(279)		33/35 MAX Expansion and Optimization				UTA/Transit				
		Will Not Adv			33/35 MAX Expansion and Optimization								
		CMAQ_WFRC	\$0	\$3,003,325	\$0	\$0	\$0	\$0	\$3,003,325	\$2,800,000	\$0	\$203,325	
SALT L	14049	Scoping	F-LC35(282)		Bus Route Service Expansion Subsidy				UTA/Transit				
		Will Not Adv			Bus Route Service Expansion Subsidy								
		CMAQ_WFRC	\$0	\$1,373,000	\$0	\$0	\$0	\$0	\$1,373,000	\$1,280,048	\$0	\$92,952	
SALT L	14054	Scoping	F-LC35(285)		1300 South Bypass; 200 East to 200 West				Pedestrian/Bicycle Safety				
		To Be Adv Dt: 05/30/25			1300 South Bypass; 200 East to 200 West								
		TAP_URB_WFRC	\$0	\$347,528	\$0	\$0	\$0	\$0	\$347,528	\$324,000	\$0	\$23,528	
SALT L	16869	Active	F-R299(299)		SLC Bike Share Expansion - GREENbike				Transportation Alternatives				
		Will Not Adv			SLC Bike Share Expansion - GREENbike								
		L_PASS_MATCH	\$0	\$10,892	\$0	\$0	\$0	\$0	\$10,892	\$0	\$0	\$10,892	
		TAP_URB_WFRC	\$0	\$0	\$0	\$0	\$0	\$0	\$0	\$0	\$0	\$0	
		TAP_UR_WFRC1	\$150,000	\$0	\$0	\$0	\$0	\$0	\$150,000	\$150,000	\$0	\$0	
		Total	\$150,000	\$10,892	\$0	\$0	\$0	\$0	\$160,892	\$150,000	\$0	\$10,892	
SALT L	17493	Scoping	F-R299(320)		SLC Area Signal Detection Upgrade Phase II				Detection				
		To Be Adv Dt: 12/18/20			Phase II of the SL Co Signal Detection Upgrade								
		STP_URB_SL	\$0	\$1,435,168	\$0	\$0	\$0	\$0	\$1,435,168	\$1,338,007	\$0	\$97,161	

Statewide

Projects that are included in programs often cross city and county lines and as a result, frequently include projects within the boundaries of one or more of the Metropolitan Planning Organizations (MPO).

The “Statewide County Projects” will identify projects and programs in each of the UDOT Regions across the state, but for programming and information are listed all together.





DRAFT

DRAFT STIP

UDOT electronic Program Management

Statewide Transportation Improvement Program



STIP 2021-2026

Report Run on: Aug 31, 2020, 12:23 P.M.

epm345_stip_report (Rev 1716)

Region	PIN	Status	Project No.	Rt. Beg Len	PIN Description / Project Location				Concept Description			
		Fund	Prior	2021	2022	2023	2024	CD	Total	Fed Aid	State	Other
Statewide County Projects												
STATEW	4677	Active	SP-9999(743)	OTHER	UDOT Wetland Mitigation Sites State Funded Project				UDOT Wetland Mitigation Sites State Funded Project			
		Will Not Adv										
		ST_APPROP	\$23,311	\$0	\$0	\$0	\$0	\$0	\$23,311	\$0	\$23,311	\$0
		ST_CONST	\$604	\$9,396	\$0	\$0	\$0	\$0	\$10,000	\$0	\$10,000	\$0
		Total	\$23,916	\$9,396	\$0	\$0	\$0	\$0	\$33,311	\$0	\$33,311	\$0
STATEW	6503	Active	F-SPR-2(207)	OTHER	TRANSPORTATION MANAGEMENT CENTER				TRANSPORTATION MANAGEMENT CENTER - TRAFFIC MGMT COOP INFO.			
		Will Not Adv										
		SPR_P	\$4,431	\$45,569	\$0	\$0	\$0	\$0	\$50,000	\$50,000	\$0	\$0
		ST_ATMS	\$0	\$25,000	\$0	\$0	\$0	\$0	\$25,000	\$0	\$25,000	\$0
		Total	\$4,431	\$70,569	\$0	\$0	\$0	\$0	\$75,000	\$50,000	\$25,000	\$0
STATEW	5451	Active	SP-R299(13)		Various Locations Statewide				Various Locations Statewide			
		Will Not Adv										
		ST_CORR_PRES	\$1,396,883	\$109,169	\$0	\$0	\$0	\$0	\$1,506,052	\$0	\$1,506,052	\$0
STATEW	10903	Scoping	F-TPF-5(264)		Passive Force-Displacement for Skewed Abutments				Research			
		Will Not Adv										
		EM_2012_IBRD	\$25,000	\$0	\$0	\$0	\$0	\$0	\$25,000	\$25,000	\$0	\$0
		SPR_R_100%	\$375,000	\$0	\$0	\$0	\$0	\$0	\$375,000	\$375,000	\$0	\$0
		Total	\$400,000	\$0	\$0	\$0	\$0	\$0	\$400,000	\$400,000	\$0	\$0
STATEW	14378	Scoping	F-ST99(379)		Develop Long Range Plan Framework Using SHRP2 C01				Planning			
		To Be Adv Dt: 01/28/16										
		FA_SHRP2	\$300,000	\$0	\$0	\$0	\$0	\$0	\$300,000	\$300,000	\$0	\$0
		SPR_P	\$1,068,487	\$0	\$0	\$0	\$0	\$0	\$1,068,487	\$854,789	\$213,697	\$0
		Total	\$1,368,487	\$0	\$0	\$0	\$0	\$0	\$1,368,487	\$1,154,789	\$213,697	\$0
STATEW	14395	Active	S-ST99(380)		Property Inventory				Develop Documents			
		To Be Adv Dt: 03/07/16										
		ST_CONST	\$204,319	\$45,681	\$0	\$0	\$0	\$0	\$250,000	\$0	\$250,000	\$0
STATEW	14647	Scoping	S-ST99(394)		Statewide Storm Drain System and Outfall Mapping				Enviro. Mitigation/Storm Water Pollution/ etc			
		Will Not Adv										
		ST_CONST	\$20,994	\$414,006	\$0	\$0	\$0	\$0	\$435,000	\$0	\$435,000	\$0
STATEW	15004	Active	F-TPF-5(349)		2017 Pooled Fund Study, Western Alliance QTC				Research			
		Will Not Adv										
		OTHER	\$79,551	\$159,968	\$0	\$0	\$0	\$0	\$239,519	\$0	\$0	\$239,519
		SPR_P_100%	\$12,000	\$0	\$0	\$0	\$0	\$0	\$12,000	\$12,000	\$0	\$0
		SPR_R_100%	\$195,000	\$12,000	\$0	\$0	\$0	\$0	\$207,000	\$207,000	\$0	\$0
		Total	\$286,551	\$171,968	\$0	\$0	\$0	\$0	\$458,519	\$219,000	\$0	\$239,519



DRAFT

DRAFT STIP

UDOT electronic Program Management

Statewide Transportation Improvement Program



STIP 2021-2026

Report Run on: Aug 31, 2020, 12:23 P.M.

epm345_stip_report (Rev 1716)

Region	PIN	Status	Project No.	Rt. Beg Len	PIN Description / Project Location				Concept Description			
		Fund	Prior	2021	2022	2023	2024	CD	Total	Fed Aid	State	Other
Statewide County Projects												
STATEW	15017	Scoping Will Not Adv	F-TPF-5(350)		TPF-5(350) Development of NGL Research				Research			
		LOCAL_GOV		\$0	\$0	\$0	\$0	\$0	\$0	\$0	\$0	\$0
		OTHER		\$20,000	\$20,000	\$0	\$0	\$0	\$40,000	\$0	\$0	\$40,000
		SPR_R_100%		\$100,000	\$0	\$0	\$0	\$0	\$100,000	\$100,000	\$0	\$0
		Total		\$120,000	\$20,000	\$0	\$0	\$0	\$140,000	\$100,000	\$0	\$40,000
STATEW	15032	Active Will Not Adv	S-ST99(417)		Wet Weather Monitoring Statewide ; Wet Water Sampling Project				Drainage - Maint			
		ST_CODE_ONE		\$3,398	\$574,102	\$0	\$0	\$0	\$577,500	\$0	\$577,500	\$0
STATEW	15880	Scoping Will Not Adv	S-ST99(480)		RECREATION & TOURISM PROGRAM DEVELOPMENT & ADMIN. Recreation & Tourism Program				Develop Documents			
		ST_TIF		\$119,116	\$0	\$0	\$0	\$0	\$119,116	\$0	\$119,116	\$0
STATEW	16050	Scoping Will Not Adv	F-ST99(499)		Project Management Training Statewide training				Education			
		FA_MISC		\$7,661	\$0	\$0	\$0	\$0	\$7,661	\$6,129	\$1,532	\$0
STATEW	16101	Scoping Will Not Adv	F-ST99(500)		Highway Use Tax Evasion Project FY 2018- 2021 N/A				Annual Work Program			
		FA_MISC_100%		\$0	\$0	\$0	\$0	\$0	\$0	\$0	\$0	\$0
		STP_FLX_ST		\$430,800	\$143,600	\$0	\$0	\$0	\$574,400	\$574,400	\$0	\$0
		Total		\$430,800	\$143,600	\$0	\$0	\$0	\$574,400	\$574,400	\$0	\$0
STATEW	16761	Active Will Not Adv	F-TPF-5(381)		TPF-5(381) Evaluation of Lateral Pile Resistance Study				Study			
		SPR_P_100%		\$20,000	\$0	\$0	\$0	\$0	\$20,000	\$20,000	\$0	\$0
		SPR_R_100%		\$220,000	\$0	\$0	\$0	\$0	\$220,000	\$220,000	\$0	\$0
		Total		\$240,000	\$0	\$0	\$0	\$0	\$240,000	\$240,000	\$0	\$0
STATEW	17039	Scoping Will Not Adv	S-ST99(561)		Document Controls for Project Delivery Document Controls for Project Delivery				Education			
		ST_CONT_PG		\$1,110	\$0	\$0	\$0	\$0	\$1,110	\$0	\$1,110	\$0
		ST_T&S_FUND		\$3,176	\$196,824	\$0	\$0	\$0	\$200,000	\$0	\$200,000	\$0
		ST_TIF		\$248,880	\$3,120	\$0	\$0	\$0	\$252,000	\$0	\$252,000	\$0
		Total		\$253,166	\$199,944	\$0	\$0	\$0	\$453,110	\$0	\$453,110	\$0
STATEW	17049	Active Will Not Adv	S-ST99(562)		UVISION - Statewide Planning Development UVISION - Statewide Planning Development				Staffing Support			
		ST_PR		\$157,976	\$0	\$0	\$0	\$0	\$157,976	\$0	\$157,976	\$0
STATEW	17120	Active Will Not Adv	F-ST99(567)		Measuring Multimodal Network Connectivity Project Name - Measuring Multimodal Network Connectivity				Planning			
		FA_MISC		\$76,400	\$0	\$0	\$0	\$0	\$76,400	\$61,120	\$15,280	\$0



DRAFT

DRAFT STIP

UDOT electronic Program Management

Statewide Transportation Improvement Program



STIP 2021-2026

Report Run on: Aug 31, 2020, 12:23 P.M.

epm345_stip_report (Rev 1716)

Region	PIN	Status	Project No.	Rt. Beg Len	PIN Description / Project Location				Concept Description			
		Fund	Prior	2021	2022	2023	2024	CD	Total	Fed Aid	State	Other
Statewide County Projects												
STATEW	17138	Active Will Not Adv	F-ST99(568)		Freight Demand Modeling and Data Improvement Freight Demand Modeling and Data Improvement - SHRP2				Planning			
		FA_SHRP2	\$142,237	\$0	\$0	\$0	\$0	\$0	\$142,237	\$142,237	\$0	\$0
STATEW	17279	Active Will Not Adv	F-ST99(571)		MBDC AID Grant The AID grant will be used to capture data from multiple MBDC pilots on roadway projects that have yet to be selected				Data System Development/Enhancement			
		FA_MISC	\$1,250,000	\$0	\$0	\$0	\$0	\$0	\$1,250,000	\$1,000,000	\$250,000	\$0
STATEW	17384	Active Will Not Adv	F-TPF-5(394)		Western Maintenance Partnership - Phase 3 Western Maintenance Partnership 4 Phase 3				Planning			
		OTHER	\$0	\$15,000	\$0	\$0	\$0	\$0	\$15,000	\$0	\$0	\$15,000
		SPR_P_100%	\$5,000	\$0	\$0	\$0	\$0	\$0	\$5,000	\$5,000	\$0	\$0
		SPR_R_100%	\$60,000	\$0	\$0	\$0	\$0	\$0	\$60,000	\$60,000	\$0	\$0
		Total	\$65,000	\$15,000	\$0	\$0	\$0	\$0	\$80,000	\$65,000	\$0	\$15,000
STATEW	17482	Active Will Not Adv	F-ST99(578)		FISCAL YEAR 2020-2021 LTAP PROGRAM Annual Work Program				Annual Work Program			
		FA_LTAP	\$600,000	\$0	\$0	\$0	\$0	\$0	\$600,000	\$300,000	\$300,000	\$0
STATEW	17606	Active Will Not Adv	S-ST99(584)		Infrastructure for Emerging Vehicle Technology "Infrastructure for emerging vehicle technology."				ATMS			
		LOCAL_GOV	\$367,451	\$532,549	\$0	\$0	\$0	\$0	\$900,000	\$0	\$0	\$900,000
		ST_CONST	\$200,000	\$0	\$0	\$0	\$0	\$0	\$200,000	\$0	\$200,000	\$0
		Total	\$567,451	\$532,549	\$0	\$0	\$0	\$0	\$1,100,000	\$0	\$200,000	\$900,000
STATEW	17778	Active Will Not Adv	S-ST99(616)		FY2020 Statewide Pavement Management N/A				Develop Documents			
		ST_PVMT	\$548,495	\$1,099,423	\$0	\$0	\$0	\$0	\$1,647,918	\$0	\$1,647,918	\$0
STATEW	17779	Active Will Not Adv	F-ST99(617)		FY2020 Mandli Communications Collection N/A				Develop Documents			
		HSIP	\$480,000	\$69,626	\$0	\$0	\$0	\$0	\$549,626	\$512,416	\$37,210	\$0
		ST_PVMT	\$950,000	\$0	\$0	\$0	\$0	\$0	\$950,000	\$0	\$950,000	\$0
		Total	\$1,430,000	\$69,626	\$0	\$0	\$0	\$0	\$1,499,626	\$512,416	\$987,210	\$0
STATEW	17895	Scoping Will Not Adv	F-ST99(625)		FY20-21 FTA 5304 Statewide / Rural Transit Plannin N/A				UTA/Transit			
		FTA_5304_80%	\$1,481,500	\$0	\$0	\$0	\$0	\$0	\$1,481,500	\$1,481,500	\$0	\$0
		L_PASS_MATCH	\$0	\$370,375	\$0	\$0	\$0	\$0	\$370,375	\$0	\$0	\$370,375
		Total	\$1,481,500	\$370,375	\$0	\$0	\$0	\$0	\$1,851,875	\$1,481,500	\$0	\$370,375
STATEW	18759	Active Will Not Adv	F-ST99(699)		FY 2021 State Training Budget N/A Annual Work Program				Annual Work Program			
		STP_FLX_ST	\$571,768	\$0	\$0	\$0	\$0	\$0	\$571,768	\$571,768	\$0	\$0
		ST_CONST	\$0	\$165,000	\$0	\$0	\$0	\$0	\$165,000	\$0	\$165,000	\$0
		Total	\$571,768	\$165,000	\$0	\$0	\$0	\$0	\$736,768	\$571,768	\$165,000	\$0



DRAFT

DRAFT STIP

UDOT electronic Program Management Statewide Transportation Improvement Program



STIP 2021-2026

epm345_stip_report (Rev 1716)

Report Run on: Aug 31, 2020, 12:23 P.M.

Region	PIN	Status	Project No.	Rt. Beg Len	PIN Description / Project Location				Concept Description			State	Other
		Fund	Prior	2021	2022	2023	2024	CD	Total	Fed Aid			
Statewide County Projects													
STATEW	18854	Active Will Not Adv ST_PVMT	S-ST99(705)										
					FY 2021 Statewide Pavement Management N/A				Develop Documents				
				\$0	\$1,400,000	\$0	\$0	\$0	\$0	\$1,400,000	\$0	\$1,400,000	\$0
STATEW	18859	Active Will Not Adv ST_PVMT	S-ST99(706)										
					FY2021 Mandli Communications Collection N/A				Develop Documents				
				\$0	\$600,000	\$0	\$0	\$0	\$0	\$600,000	\$0	\$600,000	\$0
STATEW	12668	Active Will Not Adv	F-ST99(262)										
					GIS / Enterprise Data Management Support Statewide; Staffing Support				Staffing Support				
		HSIP		\$200,000	\$0	\$0	\$0	\$0	\$0	\$200,000	\$186,460	\$13,540	\$0
		SEC164_HSIP		\$0	\$0	\$0	\$0	\$0	\$0	\$0	\$0	\$0	\$0
		SPR_P		\$165,000	\$50,000	\$0	\$0	\$0	\$0	\$215,000	\$172,000	\$43,000	\$0
		SPR_R		\$35,000	\$0	\$0	\$0	\$0	\$0	\$35,000	\$28,000	\$7,000	\$0
		ST_CONST		\$0	\$0	\$0	\$0	\$0	\$0	\$0	\$0	\$0	\$0
		Total		\$400,000	\$50,000	\$0	\$0	\$0	\$0	\$450,000	\$386,460	\$63,540	\$0

Tooele County

In October 2004, the Tooele Valley Rural Planning Organization (RPO) was formed to establish a process to assist the local jurisdictions within Tooele Valley in working cooperatively to plan the transportation system and prioritize transportation projects.

Although Tooele County is not within the Urbanized Boundaries of Wasatch Front Regional Council (WFRC), they are a member of the Regional Council Board and as such, their projects are included in the WFRC TIP as a resource to the County and the Cities and Towns.

The Cities and Towns of Tooele County include;

Grantsville City

Ophir Town

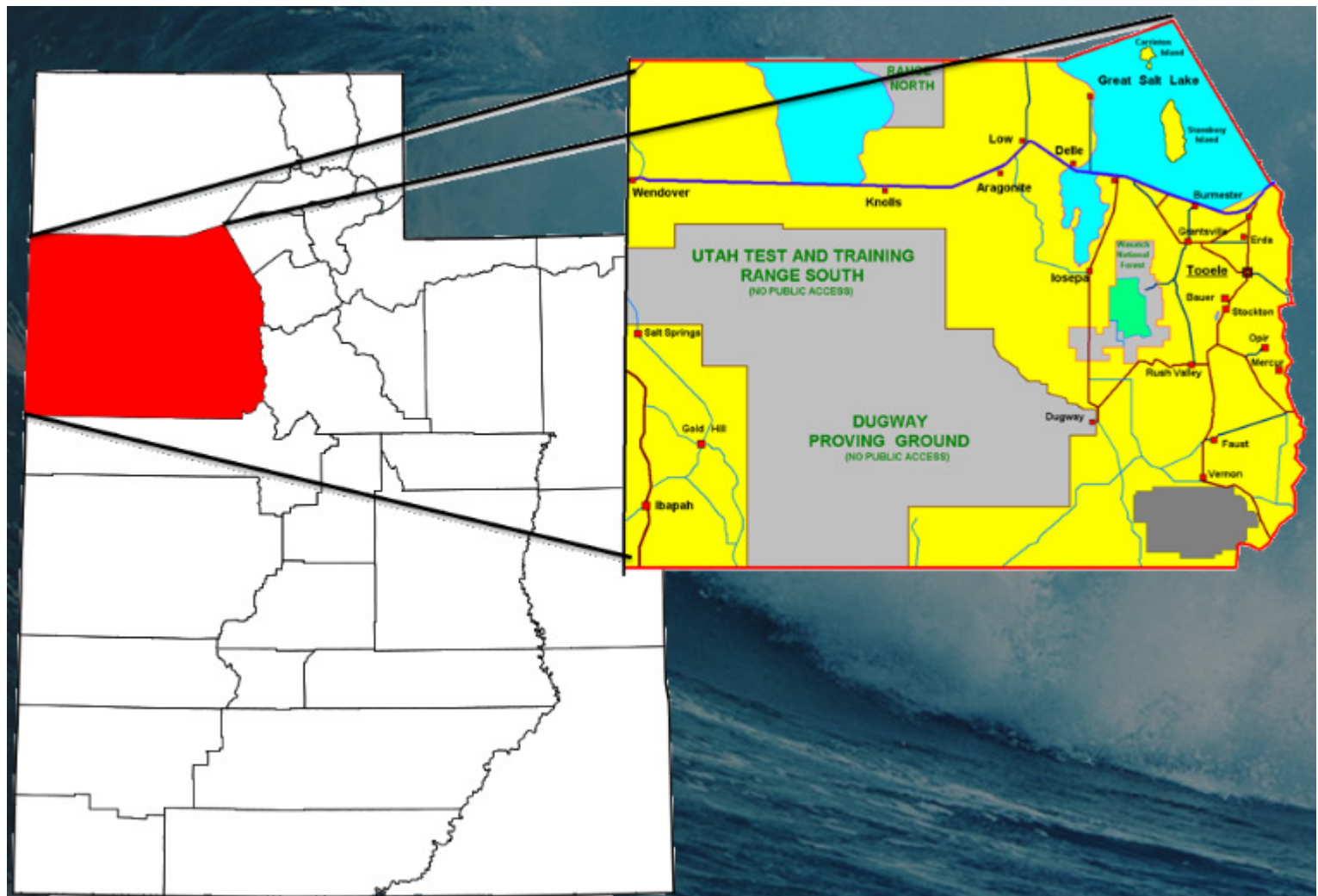
Rush Valley Town

Stockton Town

Tooele City

Vernon Town

Wendover City





DRAFT

DRAFT STIP

UDOT electronic Program Management

Statewide Transportation Improvement Program



STIP 2021-2026

Report Run on: Aug 31, 2020, 12:23 P.M.

epm345_stip_report (Rev 1716)

Region	PIN	Status	Project No.	Rt.	Beg Len	PIN Description / Project Location				Concept Description			State	Other
		Fund	Prior		2021	2022	2023	2024		CD	Total	Fed Aid		
Tooele County Projects														
TOOELE	11856	Scoping	S-0138(19)18	138	18	SR-138 & Village Road Improvements, Tooele County				Small Urban				
		Will Not Adv				SR-138; MP 18.13 - 18.25								
		LOCAL_GOV			\$0	\$0	\$0	\$0	\$0	\$0	\$0	\$0	\$0	\$0
		L_PASS_MATCH			\$0	\$61,724	\$0	\$0	\$0	\$0	\$61,724	\$0	\$0	\$61,724
		STP_SU_JHC			\$0	\$0	\$0	\$0	\$0	\$0	\$0	\$0	\$0	\$0
		ST_PVMT_LV2			\$850,000	\$0	\$0	\$0	\$0	\$0	\$850,000	\$0	\$850,000	\$0
		Total			\$850,000	\$61,724	\$0	\$0	\$0	\$0	\$911,724	\$0	\$850,000	\$61,724
TOOELE	18878	Scoping	F-0138(22)13	138	13	SR-138 Park & Ride				UTA/Transit				
		To Be Adv Dt: 02/08/21				SR-138; MP 12.80 - 13.12								
		CMAQ_TOOELE			\$0	\$541,631	\$0	\$0	\$0	\$0	\$541,631	\$504,963	\$0	\$36,668
TOOELE	15578	Scoping	F-0138(15)19	138	19	SR-138; Pedestrian Crossing (Stansbury)				Pedestrian/Bicycle Safety				
		Will Not Adv				SR-138; MP 19.40 - 19.45								
		CMAQ_TOOELE			\$0	\$0	\$0	\$0	\$0	\$0	\$0	\$0	\$0	\$0
		ST_PVMT			\$400,000	\$0	\$0	\$0	\$0	\$0	\$400,000	\$0	\$400,000	\$0
		ST_RET_ROW			\$0	\$0	\$0	\$0	\$0	\$0	\$0	\$0	\$0	\$0
		ST_TRANS_SOL			\$0	\$0	\$0	\$0	\$0	\$0	\$0	\$0	\$0	\$0
		Total			\$400,000	\$0	\$0	\$0	\$0	\$0	\$400,000	\$0	\$400,000	\$0
TOOELE	16770	Advertised	F-2651(2)0	2651		Grantsville West Durfee Sidewalk				Transportation Alternatives				
		Adv Dt: 08/15/20				Cnty:FA-2651; MP .20 - .40								
		CMAQ_TOOELE			\$206,548	\$609	\$0	\$0	\$0	\$0	\$207,157	\$207,157	\$0	\$0
		LOCAL_MATCH			\$0	\$15,042	\$0	\$0	\$0	\$0	\$15,042	\$0	\$0	\$15,042
		L_PASS_MATCH			\$0	\$0	\$0	\$0	\$0	\$0	\$0	\$0	\$0	\$0
		Total			\$206,548	\$15,651	\$0	\$0	\$0	\$0	\$222,199	\$207,157	\$0	\$15,042
TOOELE	14421	Undr Const	S-R299(259)	MULT		SR-179; Midvalley Highway MP 0.0 to MP 4.0				New Capacity				
		Adv Dt: 05/11/19				SR-138; MP 14.50 - 14.50 & I-80; MP 95.20 - 95.20 & midvalley hwy								
		L_BETTERMENT			\$0	\$32,120	\$0	\$0	\$0	\$0	\$32,120	\$0	\$0	\$32,120
		ST_TIF			\$27,560,575	\$29,238,421	\$12,601,004	\$0	\$0	\$0	\$69,400,000	\$0	\$69,400,000	\$0
		Total			\$27,560,575	\$29,270,541	\$12,601,004	\$0	\$0	\$0	\$69,432,120	\$0	\$69,400,000	\$32,120
TOOELE	16276	Scoping	S-I80-2(76)41	MULT		Knolls Interchange Bridge Rehabilitation				Rehabilitation or Replacement				
		To Be Adv Dt: 10/30/20				Cross Over - Knolls; MP .00 - .30 & I-80; MP 41.14 - 41.38 & I-80; MP 41.15 - 41.38								
		ST_BRIDGE			\$69,040	\$2,630,960	\$0	\$0	\$0	\$0	\$2,700,000	\$0	\$2,700,000	\$0
TOOELE	18877	Scoping	F-R299(400)	MULT		Grantsville Sidewalk Project				Transportation Alternatives				
		To Be Adv Dt: 02/08/21				Cnty:FA-2653; MP 3.26 - 3.52 & Cnty:FA-2651; MP 1.48 - 1.92								
		CMAQ_TOOELE			\$0	\$556,000	\$0	\$0	\$0	\$0	\$556,000	\$518,359	\$0	\$37,641
TOOELE	16588	Scoping	F-R299(297)	OTHER		Tom's Lane South Extension				Small Urban				
		To Be Adv Dt: 09/09/22				Tom's Lane South Extension								
		STP_SU_JHC			\$0	\$158,567	\$1,427,099	\$0	\$0	\$0	\$1,585,665	\$1,478,315	\$0	\$107,350



DRAFT

DRAFT STIP

UDOT electronic Program Management Statewide Transportation Improvement Program



STIP 2021-2026

epm345_stip_report (Rev 1716)

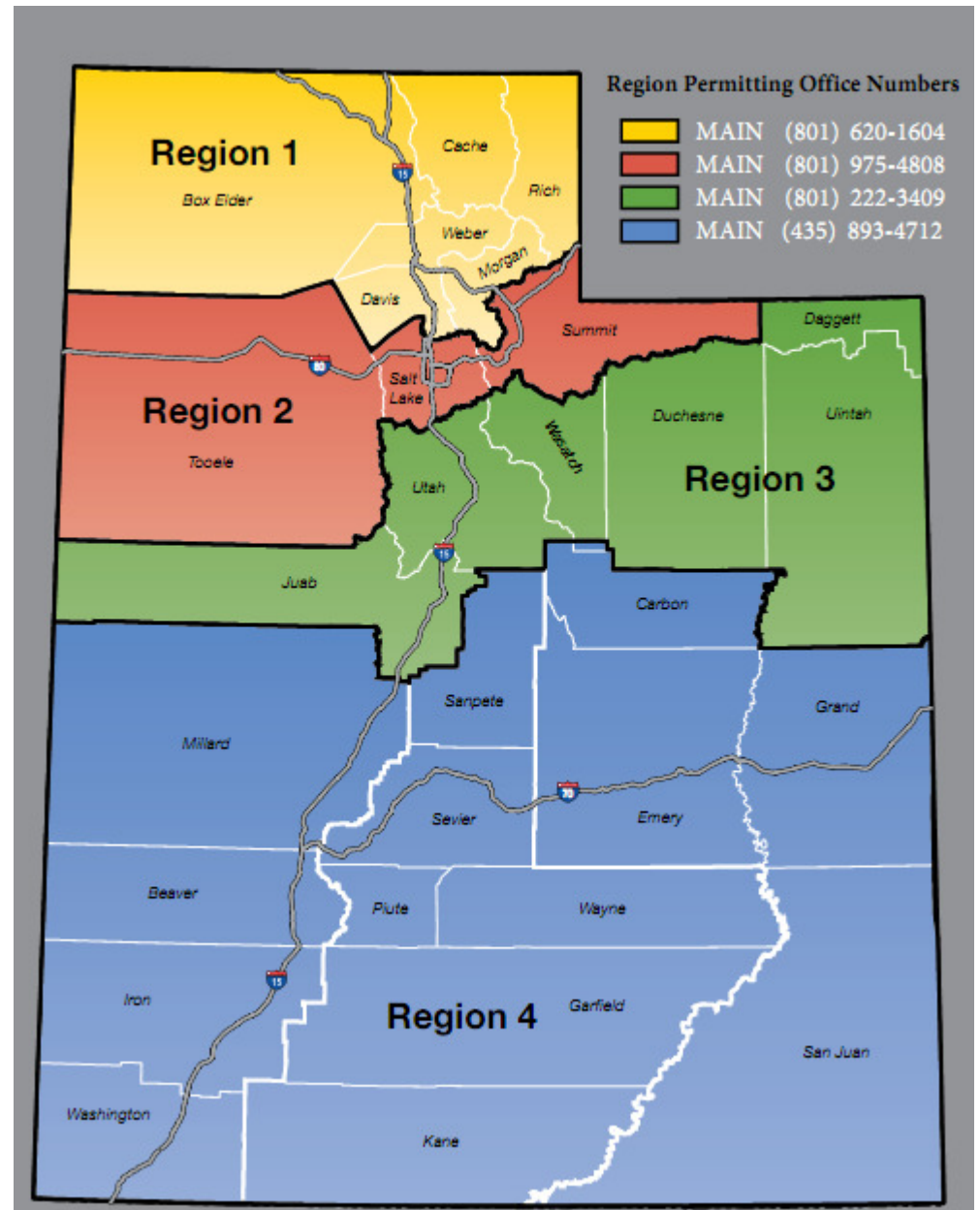
Report Run on: Aug 31, 2020, 12:23 P.M.

Region	PIN	Status	Project No.	Rt. Beg Len	PIN Description / Project Location				Concept Description			State	Other
		Fund	Prior	2021	2022	2023	2024	CD	Total	Fed Aid			
Tooele County Projects													
TOOELE	16603	Scoping	F-R199(257)	OTHER	Burmester Road Improvement				Non-Urban				
		To Be Adv Dt: 09/09/22			Burmester Road Improvement (Grantsville City Limit North 1.6 miles)								
		LOCAL_GOV		\$0	\$0	\$23,847	\$214,621	\$0	\$0	\$238,468	\$0	\$0	\$238,468
		STP_RURAL		\$0	\$0	\$214,523	\$1,930,709	\$0	\$0	\$2,145,232	\$2,000,000	\$0	\$145,232
		Total		\$0	\$0	\$238,370	\$2,145,330	\$0	\$0	\$2,383,700	\$2,000,000	\$0	\$383,700

Various

Projects that are included in “Various Projects” often cross city and county lines and as a result, frequently include projects within the boundaries of one or more of the Metropolitan Planning Organization (MPO).

The “Various Projects” will identify projects and programs in each of the UDOT Regions across the state, but for programming and information are listed all together.





DRAFT

DRAFT STIP

UDOT electronic Program Management

Statewide Transportation Improvement Program



STIP 2021-2026

Report Run on: Aug 31, 2020, 12:23 P.M.

epm345_stip_report (Rev 1716)

Region	PIN	Status	Project No.	Rt. Beg Len		PIN Description / Project Location				Concept Description					
		Fund	Prior		2021		2022	2023	2024	CD	Total	Fed Aid	State	Other	
Various County Projects															
VARIOU	11438	Undr Const	S-I15-1(115)38	15	37	7	I-15; MP 37 - MP 44, Add NB Climbing Lane				Passing Lane				
		Adv Dt: 03/23/19					I-15; MP 37.00 - 44.00								
		L BETTERMENT	\$68,164		\$0		\$0	\$0	\$0	\$0	\$68,164	\$0	\$0	\$68,164	
		STP_FLX_ST	\$0		\$0		\$0	\$0	\$0	\$0	\$0	\$0	\$0	\$0	
		ST_PVMT	\$2,400,000		\$0		\$0	\$0	\$0	\$0	\$2,400,000	\$0	\$2,400,000	\$0	
		ST_TIF	\$12,385,937		\$9,614,063		\$0	\$0	\$0	\$0	\$22,000,000	\$0	\$22,000,000	\$0	
		Total	\$14,854,101		\$9,614,063		\$0	\$0	\$0	\$0	\$24,468,164	\$0	\$24,400,000	\$68,164	
VARIOU	12305	Undr Const	F-I15-5(46)194	15	194	7	I-15; Juab Co. Line to Sevier River				High Volume				
		Adv Dt: 11/09/19					I-15; MP 193.70 - 200.70								
		NHPP_IM	\$15,015,585		\$84,415		\$0	\$0	\$0	\$0	\$15,100,000	\$14,221,180	\$878,820	\$0	
VARIOU	18857	STIP	S-I15-7(369)309	15	309	16	I-15; 600 N. to Farmington Environmental				TIF - Transportation Investment Fund				
		To Be Adv Dt:					I-15; MP 309.00 - 325.00								
		ST_TIF	\$0		\$0		\$0	\$0	\$0	\$10,000,000	\$10,000,000	\$0	\$10,000,000	\$0	
VARIOU	13822	Undr Const	F-I15-7(328)332	15	330	11	I-15; SR-232 to I-84				Widen Existing Facility				
		Adv Dt: 01/26/19					I-15; MP 329.79 - 340.71 & I-15; Hill Field Road to Davis/Weber County Line to I-84								
		NHPP_BR	\$8,622,688		\$0		\$0	\$0	\$0	\$0	\$8,622,688	\$8,038,932	\$583,756	\$0	
		NHPP_IM	\$6,110,964		\$0		\$0	\$0	\$0	\$0	\$6,110,964	\$5,755,306	\$355,658	\$0	
		NHPP_NHS	\$653,531		\$0		\$0	\$0	\$0	\$0	\$653,531	\$609,287	\$44,244	\$0	
		STP_BRIDGE	\$3,000,000		\$0		\$0	\$0	\$0	\$0	\$3,000,000	\$2,796,900	\$203,100	\$0	
		STP_FLX_ST	\$8,889,036		\$0		\$0	\$0	\$0	\$0	\$8,889,036	\$8,287,248	\$601,788	\$0	
		STP_HIF_O/L	\$1,962,186		\$0		\$0	\$0	\$0	\$0	\$1,962,186	\$1,829,346	\$132,840	\$0	
		STP_URB_O/L	\$21,350,239		\$5,027,798		\$0	\$0	\$0	\$0	\$26,378,038	\$24,592,244	\$1,785,793	\$0	
		ST_TIF	\$46,374,248		\$33,131,768		\$27,877,541	\$0	\$0	\$0	\$107,383,557	\$0	\$107,383,557	\$0	
		Total	\$96,962,893		\$38,159,566		\$27,877,541	\$0	\$0	\$0	\$163,000,000	\$51,909,264	\$111,090,736	\$0	
VARIOU	13224	Scoping	S-R199(185)	30	91	18	SR-30; Environmental Document, I-15 to SR-252				Document EA/EIS				
		Will Not Adv					SR-30; MP 90.62 - 108.66								
		ST_TIF	\$1,650,182		\$561,310		\$0	\$0	\$0	\$0	\$2,211,493	\$0	\$2,211,493	\$0	
VARIOU	1793	Undr Const	SP-0067(1)0	67		14	Legacy Parkway Project - *ROW*								
		Adv Dt: 05/10/03					SR-67; MP .00 - 14.00 & I-15; MP 350.00 - 352.00								
		ST_CHF	\$388,964,722		\$173,365		\$0	\$0	\$0	\$0	\$389,138,087	\$0	\$389,138,087	\$0	
VARIOU	4278	Active	SP-0089(98)334	89	398	11	US-89 Corridor Preservation								
		Will Not Adv					US-89; MP 397.55 - 408.38								
		ST_CONT_R1	\$1,000		\$0		\$0	\$0	\$0	\$0	\$1,000	\$0	\$1,000	\$0	
		ST_CORR_PRES	\$2,924,408		\$15,412,638		\$0	\$0	\$0	\$0	\$18,337,046	\$0	\$18,337,046	\$0	
		Total	\$2,925,408		\$15,412,638		\$0	\$0	\$0	\$0	\$18,338,046	\$0	\$18,338,046	\$0	



DRAFT
DRAFT STIP

UDOT electronic Program Management Statewide Transportation Improvement Program



STIP 2021-2026

epm345_stip_report (Rev 1716)

Report Run on: Aug 31, 2020, 12:23 P.M.

Region	PIN	Status	Project No.	Rt.	Beg	Len	PIN Description / Project Location				Concept Description				
		Fund	Prior		2021		2022	2023	2024	CD	Total	Fed Aid	State	Other	
Various County Projects															
VARIOU	13821	Undr Const	S-0089(406)398	89	398	9	US-89; Farmington to I-84				TIF - Transportation Investment Fund				
		Adv Dt:	12/12/19				US-89; MP 398.00 - 406.64 & US-89; I-84 to Antelope Drive, I-84 to Harrison								
		LOCAL_GOV			\$86,658		\$0	\$0	\$0	\$0	\$86,658	\$0	\$0	\$86,658	
		L_BETTERMENT			\$2,227,478		\$0	\$0	\$0	\$0	\$2,227,478	\$0	\$0	\$2,227,478	
		ST_BRIDGE			\$0	\$2,050,000	\$0	\$0	\$0	\$0	\$2,050,000	\$0	\$2,050,000	\$0	
		ST_TIF			\$125,826,613	\$146,172,788	\$125,000,000	\$85,047,322	\$0	\$0	\$482,046,723	\$0	\$482,046,723	\$0	
		ST_TRANS_SOL			\$0	\$5,125,000	\$0	\$0	\$0	\$0	\$5,125,000	\$0	\$5,125,000	\$0	
		Total			\$128,140,749	\$153,347,788	\$125,000,000	\$85,047,322	\$0	\$0	\$491,535,859	\$0	\$489,221,723	\$2,314,136	
VARIOU	13051	Scoping	S-R199(177)	108	4	9	SR-108; Corridor Preservation				Corridor Preservation				
		Will Not Adv					SR-108; MP 4.01 - 12.92								
		ST_CORR_PRES			\$851,041	\$0	\$0	\$0	\$0	\$0	\$851,041	\$0	\$851,041	\$0	
VARIOU	14775	Active	S-R499(287)	3270		6	Wayne County Fish Lake Cutoff Road				Non-Urban				
		Will Not Adv					Cnty:FA-3270; MP .00 - 5.80 & Fish Lake Cutoff Road 7 Miles West of Loa MP 0.0 to MP 5.77								
		STP_HIF_RURL			\$0	\$0	\$0	\$0	\$0	\$0	\$0	\$0	\$0	\$0	
		STP_RURAL			\$0	\$0	\$0	\$0	\$0	\$0	\$0	\$0	\$0	\$0	
		ST_PVMT_LV2			\$0	\$1,600,000	\$0	\$0	\$0	\$0	\$1,600,000	\$0	\$1,600,000	\$0	
		Total			\$0	\$1,600,000	\$0	\$0	\$0	\$0	\$1,600,000	\$0	\$1,600,000	\$0	
VARIOU	13323	Undr Const	F-I80-3(186)102	MULT			I-80; Structure Replacement (MP 101 and 99)				Rehabilitation or Replacement				
		Adv Dt:	09/13/18				I-80; MP 101.61 - 102.09 & I-80; MP 101.61 - 102.09 & SR-36; MP 65.64 - 66.41								
		NHPP_BR			\$7,489,532	\$0	\$0	\$0	\$0	\$0	\$7,489,532	\$6,982,491	\$507,041	\$0	
		NHPP_IM			\$5,500,000	\$0	\$0	\$0	\$0	\$0	\$5,500,000	\$5,179,900	\$320,100	\$0	
		NHPP_NHS			\$0	\$0	\$0	\$0	\$0	\$0	\$0	\$0	\$0	\$0	
		STP_BRIDGE			\$5,000,000	\$0	\$0	\$0	\$0	\$0	\$5,000,000	\$4,661,500	\$338,500	\$0	
		STP_FLX_ST			\$16,600,177	\$0	\$0	\$0	\$0	\$0	\$16,600,177	\$15,476,345	\$1,123,832	\$0	
		ST_BRIDGE			\$900,000	\$0	\$0	\$0	\$0	\$0	\$900,000	\$0	\$900,000	\$0	
		ST_PVMT			\$0	\$31,200	\$0	\$0	\$0	\$0	\$31,200	\$0	\$31,200	\$0	
		ST_RET_ROW			\$985,290	\$0	\$0	\$0	\$0	\$0	\$985,290	\$0	\$985,290	\$0	
		Total			\$36,475,000	\$31,200	\$0	\$0	\$0	\$0	\$36,506,200	\$32,300,236	\$4,205,964	\$0	
VARIOU	14264	Scoping	F-I84-6(131)91	MULT			I-84; Over Weber River and UPRR Bridge Repl, C-476				Rehabilitation or Replacement				
		To Be Adv Dt:	03/31/22				I-84; MP 90.67 - 91.18 & I-84; MP 90.67 - 91.18								
		NHPP_BR			\$0	\$0	\$15,500,000	\$15,500,000	\$0	\$0	\$31,000,000	\$28,901,300	\$2,098,700	\$0	
		STP_BRIDGE			\$3,100,000	\$1,900,000	\$0	\$0	\$0	\$0	\$5,000,000	\$4,661,500	\$338,500	\$0	
		Total			\$3,100,000	\$1,900,000	\$15,500,000	\$15,500,000	\$0	\$0	\$36,000,000	\$33,562,800	\$2,437,200	\$0	
VARIOU	15676	STIP	F-I15-7(342)332	MULT			I-15; SR-232 to I-84, Ogden				High Volume				
		To Be Adv Dt:					I-15; MP 331.50 - 340.10 & I-15; MP 331.50 - 340.10								
		NHPP_IM			\$0	\$0	\$50,000,000	\$0	\$0	\$0	\$50,000,000	\$47,090,000	\$2,910,000	\$0	



DRAFT

DRAFT STIP

UDOT electronic Program Management

Statewide Transportation Improvement Program



STIP 2021-2026

Report Run on: Aug 31, 2020, 12:23 P.M.

epm345_stip_report (Rev 1716)

Region	PIN	Status	Project No.	Rt. Beg Len	PIN Description / Project Location				Concept Description			State	Other
		Fund	Prior	2021	2022	2023	2024	CD	Total	Fed Aid			
Various County Projects													
VARIOU	16423	Undr Const Adv Dt: 03/26/18	F-I80-3(198)101	MULT	I-80; Structure Replacement (Early Surcharge) I-80; MP 101.61 - 102.09 & SR-36; MP 65.64 - 66.41 & I-80; MP 101.61 - 102.09				Rehabilitation or Replacement				
		NHPP_BR	\$5,500,000	\$0	\$0	\$0	\$0	\$0	\$5,500,000	\$5,127,650	\$372,350	\$0	\$0
		NHPP_IM	\$750	\$0	\$0	\$0	\$0	\$0	\$750	\$706	\$44	\$0	\$0
		STP_FLX_ST	\$25,000	\$0	\$0	\$0	\$0	\$0	\$25,000	\$23,308	\$1,693	\$0	\$0
		STP_HIF_ST	\$340,000	\$0	\$0	\$0	\$0	\$0	\$340,000	\$316,982	\$23,018	\$0	\$0
		Total	\$5,865,750	\$0	\$0	\$0	\$0	\$0	\$5,865,750	\$5,468,646	\$397,104	\$0	\$0
VARIOU	7704	Active Will Not Adv	S-0085(1)0	MULT	MVC; UTILITIES TRANSMISSION LOCATION MVC; UTILITIES TRANSMISSION LOCATION (SR-201 TO 4700 SOUTH)								
		ST_CHF_TIF	\$48,760,149	\$1,692,151	\$0	\$0	\$0	\$0	\$50,452,300	\$0	\$50,452,300	\$0	\$0
		ST_GF_CHN	\$31,908,949	\$43,441	\$0	\$0	\$0	\$0	\$31,952,390	\$0	\$31,952,390	\$0	\$0
		Total	\$80,669,098	\$1,735,592	\$0	\$0	\$0	\$0	\$82,404,690	\$0	\$82,404,690	\$0	\$0
VARIOU	8312	Active Will Not Adv	S-0085(4)0	MULT	MVC; AQ MONITOR AND FILTERS MVC; AQ MONITOR AND FILTERS								
		ST_CHF_TIF	\$2,743,889	\$1,356,111	\$0	\$0	\$0	\$0	\$4,100,000	\$0	\$4,100,000	\$0	\$0
VARIOU	18803	Funding To Be Adv Dt:	NEWPROJ(18803)	MULT	TSP/ Preemption for Transit, Freight, & Snow Plows US-89; MP 411.65 - 416.51 & Cnty:FA-1478; MP .00 - .74 & SR-108; MP .00 - 4.01 & SR-108; MP 3.85 - 3.97				Detection				
NEW		STP_URB_O/L	\$0	\$0	\$0	\$0	\$0	\$500,000	\$500,000	\$466,150	\$33,850	\$0	\$0
VARIOU	18806	Funding To Be Adv Dt:	NEWPROJ(18806)	MULT	TSP/ Preemption Equipment for Additional Buses US-89; MP 411.65 - 416.48 & SR-108; MP .00 - 4.01 & Cnty:FA-1478; MP .00 - .80 & SR-108; MP 3.98 - 4.00				UTA/Transit				
NEW		STP_URB_O/L	\$0	\$0	\$0	\$0	\$0	\$85,000	\$85,000	\$79,246	\$0	\$5,755	\$0
VARIOU	10018	Active Will Not Adv	F-ST99(162)	OTHER	Travelwise Other: STATEWIDE TRAVEL PROGRAM				ATMS				
		CMAQ_MAG	\$0	\$0	\$0	\$0	\$0	\$0	\$0	\$0	\$0	\$0	\$0
		CMAQ_PM2.5	\$0	\$0	\$0	\$0	\$0	\$0	\$0	\$0	\$0	\$0	\$0
		CMAQ_WFRC	\$429,046	\$214,523	\$0	\$0	\$0	\$0	\$643,570	\$600,000	\$43,570	\$0	\$0
		LOCAL_GOV	\$13,478	\$236,522	\$0	\$0	\$0	\$0	\$250,000	\$0	\$0	\$250,000	\$0
		Total	\$442,524	\$451,046	\$0	\$0	\$0	\$0	\$893,570	\$600,000	\$43,570	\$250,000	\$0
VARIOU	13919	Active Will Not Adv	S-ST99(351)		Surplus Property Documentation Surplus Property Documentation				ROW				
		ST_SRPLS_DOC	\$21,661	\$178,339	\$0	\$0	\$0	\$0	\$200,000	\$0	\$200,000	\$0	\$0
VARIOU	14098	Active Will Not Adv	F-ST99(366)		SHRP2 Implementation Assistance Funds R01A Development of 3D storage and retrieval data models				Education				
		FA_SHRP2	\$340,000	\$0	\$0	\$0	\$0	\$0	\$340,000	\$340,000	\$0	\$0	\$0
VARIOU	14239	Active Will Not Adv	F-TPF-5(338)		CPT Perf-Based Assessment of Liquefaction TPF-5338 Research Study				Research				
		SPR_R_100%	\$142,002	\$0	\$0	\$0	\$0	\$0	\$142,002	\$142,002	\$0	\$0	\$0



DRAFT
DRAFT STIP

UDOT electronic Program Management Statewide Transportation Improvement Program



STIP 2021-2026

Report Run on: Aug 31, 2020, 12:23 P.M.

epm345_stip_report (Rev 1716)

Region	PIN	Status	Project No.	Rt. Beg Len	PIN Description / Project Location				Concept Description			
		Fund	Prior	2021	2022	2023	2024	CD	Total	Fed Aid	State	Other
Various County Projects												
VARIOU	14903	Active	F-ST99(406)		FY15 AID Demonstration				Data System Development/Enhancement			
		Will Not Adv			Various - Implementation and Development of New Technology							
		FA_MISC	\$782,786	\$0	\$0	\$0	\$0	\$0	\$782,786	\$626,229	\$156,557	\$0
VARIOU	15110	Scoping	F-0276(8)0		Region 4 Ferry Engine Replacement and Retrofit				Spot improvement			
		Will Not Adv			Lake Powell Ferry							
		EM_2016_FBD	\$100,195	\$0	\$0	\$0	\$0	\$0	\$100,195	\$80,156	\$20,039	\$0
		EM_2017_FBD	\$125,000	\$0	\$0	\$0	\$0	\$0	\$125,000	\$100,000	\$25,000	\$0
		EM_2018_FBD	\$125,000	\$0	\$0	\$0	\$0	\$0	\$125,000	\$100,000	\$25,000	\$0
		FA_MISC	\$3,431	\$0	\$0	\$0	\$0	\$0	\$3,431	\$2,744	\$686	\$0
		STP_ENH_ST	\$1,180,203	\$0	\$0	\$0	\$0	\$0	\$1,180,203	\$944,162	\$236,041	\$0
		STP_FLX_ST	\$0	\$235,000	\$0	\$0	\$0	\$0	\$235,000	\$219,091	\$15,910	\$0
		ST_CONT_PG	\$0	\$274,041	\$0	\$0	\$0	\$0	\$274,041	\$0	\$274,041	\$0
		Total	\$1,533,828	\$509,041	\$0	\$0	\$0	\$0	\$2,042,868	\$1,446,153	\$596,716	\$0
VARIOU	15933	Scoping	F-ST99(482)		SHRP2 Reliability Data Analysis Tools (L38)				Data System Development/Enhancement			
		Will Not Adv			N/A							
		FA_SHRP2	\$100,000	\$0	\$0	\$0	\$0	\$0	\$100,000	\$100,000	\$0	\$0
VARIOU	17284	Active	F-ST99(573)		Active Transportation Strava Metro Data				Planning			
		Will Not Adv			N/A							
		LOCAL_MAG	\$0	\$26,866	\$6,716	\$0	\$0	\$0	\$33,582	\$0	\$33,582	\$0
		LOCAL_WFRC	\$0	\$53,731	\$13,433	\$0	\$0	\$0	\$67,164	\$0	\$0	\$67,164
		PL_MAG	\$0	\$0	\$0	\$0	\$0	\$0	\$0	\$0	\$0	\$0
		PL_WFRC	\$0	\$0	\$0	\$0	\$0	\$0	\$0	\$0	\$0	\$0
		SPR_P	\$181,086	\$60,362	\$60,362	\$0	\$0	\$0	\$301,810	\$241,448	\$60,362	\$0
		UTA_FUNDS	\$47,015	\$6,716	\$6,716	\$0	\$0	\$0	\$60,448	\$0	\$0	\$60,448
		Total	\$228,101	\$147,675	\$87,228	\$0	\$0	\$0	\$463,004	\$241,448	\$93,944	\$127,612
VARIOU	17750	Active	F-ST99(598)		FY 2020 Research Work Program				Annual Work Program			
		Will Not Adv			N/A Annual Program							
		SPR_R	\$3,218,680	\$0	\$0	\$0	\$0	\$0	\$3,218,680	\$2,574,944	\$643,736	\$0
		ST_APPROP	\$0	\$0	\$0	\$0	\$0	\$0	\$0	\$0	\$0	\$0
		ST_RESEARCH	\$935,541	\$0	\$0	\$0	\$0	\$0	\$935,541	\$0	\$935,541	\$0
		Total	\$4,154,221	\$0	\$0	\$0	\$0	\$0	\$4,154,221	\$2,574,944	\$1,579,277	\$0
VARIOU	17824	Scoping	F-TPF-5(433)		Study; Cellular Concrete for Retaining Walls				Study			
		Will Not Adv			N/A							
		FA_MISC	\$37,500	\$0	\$0	\$0	\$0	\$0	\$37,500	\$30,000	\$7,500	\$0
		FA_MISC_100%	\$0	\$0	\$0	\$0	\$0	\$0	\$0	\$0	\$0	\$0
		SPR_R_100%	\$255,000	\$30,000	\$0	\$0	\$0	\$0	\$285,000	\$285,000	\$0	\$0
		Total	\$292,500	\$30,000	\$0	\$0	\$0	\$0	\$322,500	\$315,000	\$7,500	\$0



DRAFT

DRAFT STIP

UDOT electronic Program Management

Statewide Transportation Improvement Program



STIP 2021-2026

Report Run on: Aug 31, 2020, 12:23 P.M.

epm345_stip_report (Rev 1716)

Region	PIN	Status	Project No.	Rt. Beg Len	PIN Description / Project Location				Concept Description			
		Fund	Prior	2021	2022	2023	2024	CD	Total	Fed Aid	State	Other
Various County Projects												
VARIOU	17994	Undr Const	F-ST99(635)		SR-210 and US-6 Emergency Project				Emergency Repair - Roadway			
		Adv Dt: 09/20/19			Various Locations - SR-210 and US-6 Emergency Project							
		ER_2019	\$274,720	\$0	\$0	\$0	\$0	\$0	\$274,720	\$274,720	\$0	\$0
		ER_2019@93.2	\$3,392,764	\$0	\$0	\$0	\$0	\$0	\$3,392,764	\$3,163,074	\$229,690	\$0
		STP_FLX_ST	\$0	\$0	\$0	\$0	\$0	\$0	\$0	\$0	\$0	\$0
		ST_PVMT	\$0	\$0	\$0	\$0	\$0	\$0	\$0	\$0	\$0	\$0
		Total	\$3,667,484	\$0	\$0	\$0	\$0	\$0	\$3,667,484	\$3,437,794	\$229,690	\$0
VARIOU	18184	Active	F-ST99(659)		FY19 STIC Incentive Program				Education			
		Will Not Adv			N/A							
		FA_STIC_2019	\$100,000	\$0	\$0	\$0	\$0	\$0	\$100,000	\$100,000	\$0	\$0
		ST_MATCH	\$0	\$25,000	\$0	\$0	\$0	\$0	\$25,000	\$0	\$25,000	\$0
		Total	\$100,000	\$25,000	\$0	\$0	\$0	\$0	\$125,000	\$100,000	\$25,000	\$0
VARIOU	18757	Active	F-ST99(697)		FY 2021 Research Work Program				Annual Work Program			
		Will Not Adv			N/A Annual Work Program							
		SPR_R	\$3,163,109	\$0	\$0	\$0	\$0	\$0	\$3,163,109	\$2,530,487	\$632,622	\$0
		ST_RESEARCH	\$0	\$748,078	\$0	\$0	\$0	\$0	\$748,078	\$0	\$748,078	\$0
		Total	\$3,163,109	\$748,078	\$0	\$0	\$0	\$0	\$3,911,187	\$2,530,487	\$1,380,700	\$0
VARIOU	18758	Active	F-ST99(698)		FY 2021 Statewide Planning Work Program				Annual Work Program			
		Will Not Adv			N/A Annual Workplan							
		FA_MISC	\$0	\$6,250	\$0	\$0	\$0	\$0	\$6,250	\$5,000	\$1,250	\$0
		SPR_P	\$7,072,072	\$73	\$0	\$0	\$0	\$0	\$7,072,145	\$5,657,716	\$1,414,429	\$0
		Total	\$7,072,072	\$6,323	\$0	\$0	\$0	\$0	\$7,078,395	\$5,662,716	\$1,415,679	\$0
VARIOU	18924	Scoping	F-ST99(723)		UAS in Construction Peer Exchange				Education			
		Will Not Adv			N/A							
		FA_MISC	\$5,539	\$0	\$0	\$0	\$0	\$0	\$5,539	\$4,431	\$1,108	\$0
VARIOU	13006	STIP	F-ST99(293)		UTA 1 Call - 1 Click & Outreach Program				UTA/Transit			
		To Be Adv Dt:			Utah Transit Authority (UTA) One Call - One Click Center & Veterans							
		FA_MISC	\$0	\$400,000	\$0	\$0	\$0	\$0	\$400,000	\$400,000	\$0	\$0
		FA_MISC_100%	\$0	\$50,000	\$0	\$0	\$0	\$0	\$50,000	\$50,000	\$0	\$0
		UTA_FUNDS	\$0	\$100,000	\$0	\$0	\$0	\$0	\$100,000	\$0	\$0	\$100,000
		Total	\$0	\$550,000	\$0	\$0	\$0	\$0	\$550,000	\$450,000	\$0	\$100,000
VARIOU	16039	STIP	F-ST99(494)		TIGER 8; First/Last Mile Program				UTA/Transit			
		Will Not Adv			* For more detail go to http://www.rideuta.com/About-UTA/Active-Projects/TIGER-Grant-Project							
		LOCAL_GOV	\$0	\$11,771,432	\$0	\$0	\$0	\$0	\$11,771,432	\$0	\$0	\$11,771,432
		TIGER_MAG	\$0	\$5,966,789	\$0	\$0	\$0	\$0	\$5,966,789	\$5,966,789	\$0	\$0
		TIGER_SUMMIT	\$0	\$688,350	\$0	\$0	\$0	\$0	\$688,350	\$688,350	\$0	\$0
		TIGER_TOOELE	\$0	\$313,285	\$0	\$0	\$0	\$0	\$313,285	\$313,285	\$0	\$0
		TIGER_WFRC	\$0	\$13,031,576	\$0	\$0	\$0	\$0	\$13,031,576	\$13,031,576	\$0	\$0
		Total	\$0	\$31,771,432	\$0	\$0	\$0	\$0	\$31,771,432	\$20,000,000	\$0	\$11,771,432



DRAFT

DRAFT STIP

UDOT electronic Program Management Statewide Transportation Improvement Program



STIP 2021-2026

epm345_stip_report (Rev 1716)

Report Run on: Aug 31, 2020, 12:23 P.M.

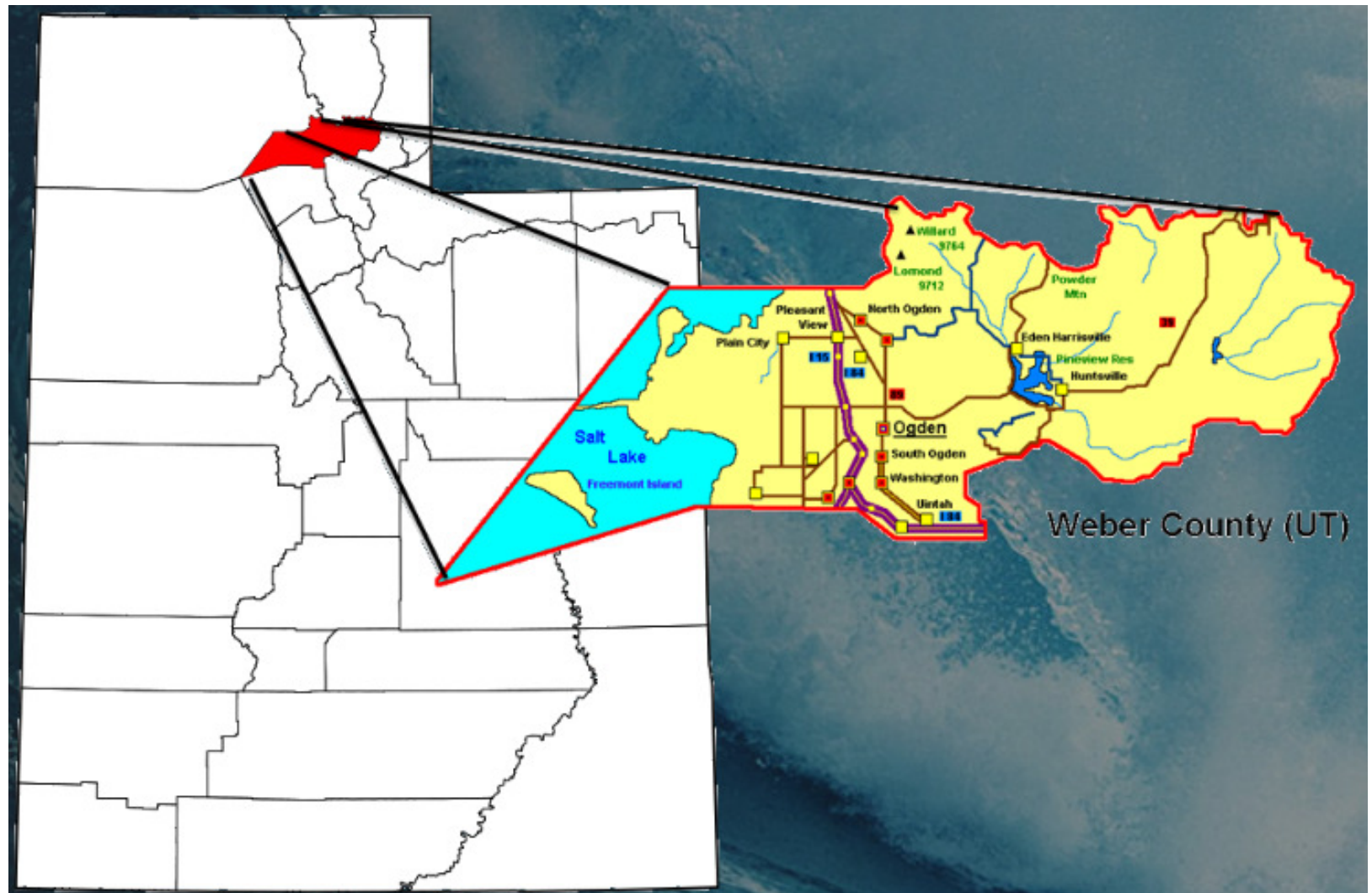
Region	PIN	Status	Project No.	Rt. Beg Len	PIN Description / Project Location				Concept Description			State	Other
	Fund		Prior	2021	2022	2023	2024	CD	Total	Fed Aid			
Various County Projects													
VARIOU	16040	STIP	F-ST99(495)		UTA; Enhanced Automated Train Control System				UTA/Transit				
		To Be Adv Dt:			UTA's Front Runner Enhanced Automated Train Control System								
		FTASEC_3028		\$0	\$3,520,000	\$0	\$0	\$0	\$0	\$3,520,000	\$2,816,000	\$704,000	\$0
		UTA_FUNDS		\$0	\$30,280,000	\$0	\$0	\$0	\$0	\$30,280,000	\$0	\$0	\$30,280,000
		Total		\$0	\$33,800,000	\$0	\$0	\$0	\$0	\$33,800,000	\$2,816,000	\$704,000	\$30,280,000

Weber County

The Wasatch Front Regional Council (WFRC) is responsible for coordinating the transportation planning process in the Salt Lake/ West Valley and the Ogden-Layton urbanized areas as the designated Metropolitan Planning Organization (MPO).

The Cities of Weber County include;

Farr West
Harrisville
Hooper
Marriott-Slaterville
North Ogden
Ogden
Plain
Pleasant View
Riverdale
Roy
South Ogden
Uintah
Washington Terrace
West Haven





DRAFT

DRAFT STIP

UDOT electronic Program Management

Statewide Transportation Improvement Program



STIP 2021-2026

Report Run on: Aug 31, 2020, 12:23 P.M.

epm345_stip_report (Rev 1716)

Region	PIN	Status	Project No.	Rt.	Beg	Len	PIN Description / Project Location	Concept Description	CD	Total	Fed Aid	State	Other
		Fund	Prior		2021		2022	2023					
Weber County Projects													
WEBER	12446	Undr Const	F-0039(32)9	39	9	5	SR-39; Ogden to Pineview Reservoir Bridge Rehab	Rehabilitation or Replacement					
		Adv Dt: 09/01/18					SR-39; MP 8.89 - 13.42						
		NHPP_BR	\$698,886		\$2,094		\$0	\$0	\$0	\$0	\$700,980	\$653,524	\$47,456
		SEC154_HSIP	\$350,000		\$0		\$0	\$0	\$0	\$0	\$350,000	\$326,305	\$23,695
		STP_BRIDGE	\$2,497,744		\$315,370		\$0	\$0	\$0	\$0	\$2,813,114	\$2,622,666	\$190,448
		STP_FLX_ST	\$188,000		\$0		\$0	\$0	\$0	\$0	\$188,000	\$175,272	\$12,728
		ST_BRIDGE	\$195,505		\$934,495		\$0	\$0	\$0	\$0	\$1,130,000	\$0	\$1,130,000
		ST_PVMT	\$0		\$400,000		\$0	\$0	\$0	\$0	\$400,000	\$0	\$400,000
		ST_SPOT_SFTY	\$0		\$0		\$0	\$0	\$0	\$0	\$0	\$0	\$0
		Total	\$3,930,135		\$1,651,960		\$0	\$0	\$0	\$0	\$5,582,094	\$3,777,768	\$1,804,327
WEBER	14263	Awarded	F-0053(20)1	53	1	1	SR-53; 24th Street Viaduct Rehab, Ogden, C-655	Rehabilitation or Replacement					
		Adv Dt: 07/18/20					SR-53; MP .87 - 1.66						
		NHPP_BR	\$705,000		\$6,193,000		\$0	\$0	\$0	\$0	\$6,898,000	\$6,431,005	\$466,995
		STP_BRIDGE	\$102,000		\$0		\$0	\$0	\$0	\$0	\$102,000	\$95,095	\$6,905
		STP_FLX_ST	\$0		\$1,550,000		\$0	\$0	\$0	\$0	\$1,550,000	\$1,445,065	\$104,935
		ST_BRIDGE	\$143,163		\$856,837		\$0	\$0	\$0	\$0	\$1,000,000	\$0	\$1,000,000
		Total	\$950,163		\$8,599,837		\$0	\$0	\$0	\$0	\$9,550,000	\$7,971,165	\$1,578,835
WEBER	18834	Funding	NEWPROJ(18834)	60			UDOT Reg One/ Riverdale 1050 W & I-84 Sidewalk	Transportation Alternatives					
		To Be Adv Dt:					SR-60; MP .42 - .51						
NEW		TAP_URB_O/L	\$0		\$0		\$0	\$0	\$514,856	\$514,856	\$480,000	\$0	\$34,856
WEBER	18855	STIP	S-0089(538)414	89	414	1	Ogden/WSU Bus Rapid Transit (BRT)	TIF - Transportation Investment Fund					
		To Be Adv Dt:					US-89; MP 413.75 - 414.25						
		ST_TIF_TRANS	\$0		\$0		\$0	\$0	\$0	\$0	\$0	\$0	\$0
		ST_TTIF	\$0		\$0		\$0	\$0	\$4,000,000	\$4,000,000	\$0	\$4,000,000	\$0
		Total	\$0		\$0		\$0	\$0	\$4,000,000	\$4,000,000	\$0	\$4,000,000	\$0
WEBER	18858	STIP	S-R199(299)	89	414	1	BDO Phase 2 Shared Use Path	Trails					
		To Be Adv Dt:					US-89; MP 414.00 - 415.00						
		LOCAL_MATCH	\$0		\$0		\$0	\$0	\$600,000	\$600,000	\$0	\$0	\$600,000
		ST_TIF	\$0		\$0		\$0	\$0	\$900,000	\$900,000	\$0	\$900,000	\$0
		ST_TIF_ACT	\$0		\$0		\$0	\$0	\$0	\$0	\$0	\$0	\$0
		Total	\$0		\$0		\$0	\$0	\$1,500,000	\$1,500,000	\$0	\$900,000	\$600,000
WEBER	16945	STIP	F-0089(486)408	89	408		US-89 & Skyline Drive Intersection Imp	Intersection Modification					
		To Be Adv Dt:					US-89; MP 408.10 - 408.10						
		CMAQ_PM2.5	\$0		\$0		\$0	\$0	\$1,501,663	\$1,501,663	\$1,400,000	\$101,663	\$0
		CMAQ_WFRC	\$0		\$0		\$0	\$0	\$0	\$0	\$0	\$0	\$0
		Total	\$0		\$0		\$0	\$0	\$1,501,663	\$1,501,663	\$1,400,000	\$101,663	\$0



DRAFT

DRAFT STIP

UDOT electronic Program Management

Statewide Transportation Improvement Program



STIP 2021-2026

Report Run on: Aug 31, 2020, 12:23 P.M.

epm345_stip_report (Rev 1716)

Region	PIN	Status	Project No.	Rt.	Beg Len	PIN Description / Project Location				Concept Description				
		Fund	Prior		2021	2022	2023	2024	CD	Total	Fed Aid	State	Other	
Weber County Projects														
WEBER	16947	Scoping	F-0204(15)3	204	3	Wall Avenue & 20th Street Intersection Imp				Intersection Modification				
		To Be Adv Dt: 10/05/21												
		CMAQ_WFRC			\$0	\$500,000	\$500,000	\$500,000	\$0	\$0	\$1,500,000	\$1,398,450	\$101,550	\$0
		STP_FLX_ST			\$199,000	\$1,301,000	\$0	\$0	\$0	\$0	\$1,500,000	\$1,398,450	\$101,550	\$0
		Total			\$199,000	\$1,801,000	\$500,000	\$500,000	\$0	\$0	\$3,000,000	\$2,796,900	\$203,100	\$0
WEBER	14408	Active	F-0235(20)3	235	3	SR-235; Intersection Improvements at 2700 North				Choke Point				
		To Be Adv Dt: 08/21/20												
		LOCAL_GOV			\$0	\$850,000	\$0	\$0	\$0	\$0	\$850,000	\$0	\$0	\$850,000
		STP_FLX_ST			\$1,859,741	\$1,140,259	\$0	\$0	\$0	\$0	\$3,000,000	\$2,796,900	\$203,100	\$0
		Total			\$1,859,741	\$1,990,259	\$0	\$0	\$0	\$0	\$3,850,000	\$2,796,900	\$203,100	\$850,000
WEBER	18812	Funding	NEWPROJ(18812)	3308	1	4800 South & Layton Canal				Reconstruct & Widening				
		To Be Adv Dt:												
NEW		STP_URB_O/L			\$0	\$0	\$0	\$0	\$471,500	\$471,500	\$439,579	\$0	\$31,921	
WEBER	17847	STIP	F-3310(1)1	3310		6000 South & 3100 West Round-a-bout				Intersection Modification				
		To Be Adv Dt:												
		CMAQ_WFRC			\$0	\$0	\$0	\$0	\$722,375	\$722,375	\$673,470	\$0	\$48,905	
		LOCAL_GOV			\$0	\$0	\$0	\$0	\$38,325	\$38,325	\$0	\$0	\$38,325	
		Total			\$0	\$0	\$0	\$0	\$760,700	\$760,700	\$673,470	\$0	\$87,230	
WEBER	17795	STIP	F-3328(2)1	3328	1	1	300 West; 5000 South to Riverdale City Boundary			Reconstruct no widening				
		To Be Adv Dt:												
		LOCAL_GOV			\$0	\$0	\$0	\$0	\$125,000	\$125,000	\$0	\$0	\$125,000	
		STP_URB_O/L			\$0	\$0	\$0	\$0	\$2,899,100	\$2,899,100	\$2,702,831	\$0	\$196,269	
		Total			\$0	\$0	\$0	\$0	\$3,024,100	\$3,024,100	\$2,702,831	\$0	\$321,269	
WEBER	13124	Scoping	S-LC57(32)	3359	1	1	4700 West; 4000 South to 4600 South			Reconstruct & Widening				
		Will Not Adv												
		LOCAL_MATCH			\$0	\$0	\$0	\$0	\$0	\$0	\$0	\$0	\$0	
		L_PASS_MATCH			\$0	\$197,613	\$0	\$0	\$0	\$0	\$197,613	\$0	\$0	\$197,613
		STP_URB_O/L			\$0	\$0	\$0	\$0	\$0	\$0	\$0	\$0	\$0	
		ST_TIF			\$0	\$0	\$0	\$0	\$0	\$0	\$0	\$0	\$0	
		ST_TIF_EXCH			\$185,267	\$1,790,862	\$0	\$0	\$0	\$0	\$1,976,128	\$0	\$1,976,128	\$0
		Total			\$185,267	\$1,988,475	\$0	\$0	\$0	\$0	\$2,173,741	\$0	\$1,976,128	\$197,613



DRAFT

DRAFT STIP

UDOT electronic Program Management

Statewide Transportation Improvement Program



STIP 2021-2026

Report Run on: Aug 31, 2020, 12:23 P.M.

epm345_stip_report (Rev 1716)

Region	PIN	Status	Project No.	Rt.	Beg	Len	PIN Description / Project Location				Concept Description			State	Other
		Fund	Prior		2021		2022	2023	2024		CD	Total	Fed Aid		
Weber County Projects															
WEBER	15904	Undr Const	S-3368(2)3	3368	3	1	1200 West; 400 N - Farr West, Marriott-Slaterville				Reconstruct & Widening				
		Will Not Adv					Cnty:FA-3368; MP 2.74 - 3.32								
		LOCAL_GOV'T			\$0		\$0	\$0	\$0		\$0	\$0	\$0	\$0	\$0
		LOCAL_MATCH			\$0		\$0	\$0	\$0		\$0	\$0	\$0	\$0	\$0
		L_PASS_MATCH			\$0	\$319,779	\$0	\$0	\$0		\$0	\$319,779	\$0	\$0	\$319,779
		STP_URB_O/L			\$0	\$0	\$0	\$0	\$0		\$0	\$0	\$0	\$0	\$0
		ST_TIF			\$0	\$0	\$0	\$0	\$0		\$0	\$0	\$0	\$0	\$0
		ST_TIF_EXCH			\$1,939,007	\$939,007	\$0	\$0	\$0		\$0	\$2,878,014	\$0	\$2,878,014	\$0
		Total			\$1,939,007	\$1,258,786	\$0	\$0	\$0		\$0	\$3,197,794	\$0	\$2,878,014	\$319,779
WEBER	15905	Scoping	F-3370(1)0	3370		1	3600 West; 2600 N to 1975 N, Plain City				Reconstruct & Widening				
		To Be Adv Dt: 12/31/21					Cnty:FA-3370; MP .00 - .78								
		STP_URB_O/L			\$0	\$0	\$3,111,400	\$0	\$0		\$0	\$3,111,400	\$2,900,758	\$0	\$210,642
		TAP_URB_O/L			\$0	\$0	\$360,000	\$0	\$0		\$0	\$360,000	\$335,628	\$0	\$24,372
		Total			\$0	\$0	\$3,471,400	\$0	\$0		\$0	\$3,471,400	\$3,236,386	\$0	\$235,014
WEBER	18809	Funding	NEWPROJ(18809)	3371	1	1	North Plain City Road; 2917 West to 3350 West				Reconstruct & Widening				
		To Be Adv Dt:					Cnty:FA-3371; MP .90 - 1.61								
NEW		LOCAL_GOV'T			\$0	\$0	\$0	\$0	\$0		\$234,744	\$234,744	\$0	\$0	\$234,744
		STP_URB_O/L			\$0	\$0	\$0	\$0	\$0		\$3,754,156	\$3,754,156	\$3,500,000	\$0	\$254,156
		Total			\$0	\$0	\$0	\$0	\$0		\$3,988,900	\$3,988,900	\$3,500,000	\$0	\$488,900
WEBER	17865	STIP	F-3416(1)	3416			20th & Lincoln Traffic Signal				Intersection Improvements				
		To Be Adv Dt:					Cnty:FA-3416; MP .14 - .14								
		LOCAL_GOV'T			\$0	\$150,745	\$0	\$0	\$0		\$0	\$150,745	\$0	\$0	\$150,745
		TAP_URB_O/L			\$0	\$256,355	\$0	\$0	\$0		\$0	\$256,355	\$239,000	\$0	\$17,355
		Total			\$0	\$407,100	\$0	\$0	\$0		\$0	\$407,100	\$239,000	\$0	\$168,100
WEBER	17797	STIP	F-3442(2)5	3442	5	1	West Harrisville Rd; Washington Blvd to 750 West				Reconstruct & Widening				
		To Be Adv Dt:					Cnty:FA-3442; MP 5.16 - 5.76								
		LOCAL_GOV'T			\$0	\$0	\$0	\$0	\$0		\$125,000	\$125,000	\$0	\$0	\$125,000
		STP_URB_O/L			\$0	\$0	\$0	\$0	\$0		\$3,335,200	\$3,335,200	\$3,109,407	\$0	\$225,793
		Total			\$0	\$0	\$0	\$0	\$0		\$3,460,200	\$3,460,200	\$3,109,407	\$0	\$350,793
WEBER	18814	Funding	NEWPROJ(18814)	3446	1	1	4000 North; SR-126 to 2800 West				Reconstruct & Widening				
		To Be Adv Dt:					Cnty:FA-3446; MP 1.32 - 1.88								
NEW		LOCAL_GOV'T			\$0	\$0	\$0	\$0	\$0		\$4,204,537	\$4,204,537	\$0	\$0	\$4,204,537
		STP_URB_O/L			\$0	\$0	\$0	\$0	\$0		\$2,896,064	\$2,896,064	\$2,700,000	\$0	\$196,064
		Total			\$0	\$0	\$0	\$0	\$0		\$7,100,600	\$7,100,600	\$2,700,000	\$0	\$4,400,600



DRAFT

DRAFT STIP

UDOT electronic Program Management

Statewide Transportation Improvement Program



STIP 2021-2026

Report Run on: Aug 31, 2020, 12:23 P.M.

epm345_stip_report (Rev 1716)

Region	PIN	Status	Project No.	Rt. Beg Len	PIN Description / Project Location				Concept Description				
		Fund	Prior	2021	2022	2023	2024	CD	Total	Fed Aid	State	Other	
Weber County Projects													
WEBER	11993	Undr Const	F-LC57(26)	3448	Larsen Lane; N. Harrisville Rd to Washington Blvd				Reconstruct & Widening				
		Adv Dt: 11/23/19			Cnty:FA-3448; MP .00 - .50 & Larsen Lane; North Harrisville Road to Washington Blvd								
		LOCAL_INKIND	\$0	\$255,899	\$0	\$0	\$0	\$0	\$255,899	\$0	\$0	\$255,899	
		L_CORR-WEBER	\$0	\$0	\$0	\$0	\$0	\$0	\$0	\$0	\$0	\$0	
		STP_HIF_O/L	\$2,577,523	\$0	\$0	\$0	\$0	\$0	\$2,577,523	\$2,577,523	\$0	\$0	
		STP_URB_O/L	\$946,477	\$0	\$0	\$0	\$0	\$0	\$946,477	\$946,477	\$0	\$0	
		ST_CONCPT_D1	\$2,960	\$268	\$0	\$0	\$0	\$0	\$3,228	\$0	\$3,228	\$0	
		ST_CONT_PG	\$364	\$10,362	\$0	\$0	\$0	\$0	\$10,726	\$0	\$10,726	\$0	
		Total	\$3,527,325	\$266,529	\$0	\$0	\$0	\$0	\$3,793,854	\$3,524,000	\$13,954	\$255,899	
WEBER	17371	STIP	F-3462(7)9	3462	9	4100 N Over N Fork Ogden River Bridge Replacement				Rehabilitation or Replacement			
		To Be Adv Dt:			Cnty:FA-3462; MP 8.80 - 9.06								
		STP_BRIDGE	\$0	\$0	\$0	\$1,324,000	\$0	\$0	\$1,324,000	\$1,234,365	\$0	\$89,635	
WEBER	15683	Scoping	S-I15-8(158)343	MULT	I-15; 24th Street Interchange				TIF - Transportation Investment Fund				
		To Be Adv Dt: 12/06/21			I-15; MP 342.80 - 343.50 & I-15; MP 342.80 - 343.50								
		ST_TIF	\$133,671	\$6,366,329	\$15,000,000	\$28,000,000	\$32,500,000	\$14,000,000	\$96,000,000	\$0	\$96,000,000	\$0	
WEBER	15685	Active	S-I15-8(159)338	MULT	I-15; SR-97 (5600 South) Environmental Study				TIF - Transportation Investment Fund				
		Will Not Adv			I-15; MP 338.00 - 338.80 & I-15; MP 338.00 - 338.80 & SR-97; MP 3.00 - 5.35 & Addendum to add the section of SR-97 that is included within the study limits								
		ST_TIF	\$1,668,890	\$1,331,110	\$0	\$0	\$0	\$0	\$3,000,000	\$0	\$3,000,000	\$0	
WEBER	14840	Scoping	S-LC57(37)	MULT	20th St.; Washington to Monroe Reconstruction				Reconstruct & Widening				
		Will Not Adv			20th Street, Washington to Monroe								
		LOCAL_MATCH	\$0	\$0	\$0	\$0	\$0	\$0	\$0	\$0	\$0	\$0	
		L_PASS_MATCH	\$0	\$242,332	\$0	\$0	\$0	\$0	\$242,332	\$0	\$0	\$242,332	
		STP_URB_O/L	\$0	\$0	\$0	\$0	\$0	\$0	\$0	\$0	\$0	\$0	
		ST_TIF	\$0	\$0	\$0	\$0	\$0	\$0	\$0	\$0	\$0	\$0	
		ST_TIF_EXCH	\$1,168	\$2,422,149	\$0	\$0	\$0	\$0	\$2,423,317	\$0	\$2,423,317	\$0	
		Total	\$1,168	\$2,664,481	\$0	\$0	\$0	\$0	\$2,665,649	\$0	\$2,423,317	\$242,332	
WEBER	14850	Scoping	F-LC57(45)	MULT	SR-60; Round-About at Ritter Drive, Riverdale				Intersection Modification				
		To Be Adv Dt: 12/28/20			SR-168; MP 1.13 - 1.16 & SR-60; MP .76 - .79 & SR-60 at Ritter Drive, Riverdale								
		CMAQ_WFRC	\$63,500	\$554,500	\$0	\$0	\$0	\$0	\$618,000	\$576,161	\$0	\$41,839	
WEBER	15906	Scoping	F-R199(235)	MULT	Ogden-WSU Bus Rapid Transit (BRT) - Design				UTA/Transit				
		Will Not Adv			Ogden Intermodal Hub (23rd/ Wall Ave) to McKay Dee Hospital (48th/ Harrison Blvd)								
		LOCAL_GOV	\$0	\$3,391,076	\$0	\$0	\$0	\$0	\$3,391,076	\$0	\$0	\$3,391,076	
		STP_URB_O/L	\$10,726	\$1,598,198	\$0	\$0	\$0	\$0	\$1,608,924	\$1,500,000	\$0	\$108,924	
		Total	\$10,726	\$4,989,274	\$0	\$0	\$0	\$0	\$5,000,000	\$1,500,000	\$0	\$3,500,000	



DRAFT

DRAFT STIP

UDOT electronic Program Management

Statewide Transportation Improvement Program



STIP 2021-2026

Report Run on: Aug 31, 2020, 12:23 P.M.

epm345_stip_report (Rev 1716)

Region	PIN	Status	Project No.	Rt. Beg Len	PIN Description / Project Location				Concept Description			
		Fund	Prior	2021	2022	2023	2024	CD	Total	Fed Aid	State	Other
Weber County Projects												
WEBER	16936	STIP	F-3354(4)0	MULT	40th St & Chimes View - Riverdale to Washington				Reconstruct & Widening			
		To Be Adv Dt:			Cnty:FA-3354; MP .00 - .46 & Cnty:FA-3354; MP 3.70 - 4.05							
		LOCAL_GOV		\$0	\$0	\$0	\$0	\$454,735	\$454,735	\$0	\$0	\$454,735
		STP_URB_O/L		\$0	\$0	\$0	\$1,072,616	\$0	\$3,217,849	\$4,000,001	\$0	\$290,464
		Total		\$0	\$0	\$0	\$1,072,616	\$0	\$3,672,584	\$4,000,001	\$0	\$745,199
WEBER	16952	STIP	F-3442(1)1	MULT	1975 North; 3600 West to 3525 West (PIN 15905)				Pedestrian/Bike facility			
		Will Not Adv			Cnty:FA-3442; MP 1.33 - 1.45 & Cnty:FA-3442; MP 1.32 - 1.32							
		TAP_URB_O/L		\$0	\$0	\$0	\$0	\$0	\$0	\$0	\$0	\$0
WEBER	13615	STIP	S-0067(25)0	OTHER	SR-67; Corridor Preservation, Weber County				Corridor Preservation			
		To Be Adv Dt:			Future SR-67 Corridor in Weber County							
		ST_CORR_PRES		\$155,932	\$450	\$0	\$0	\$0	\$156,382	\$0	\$156,382	\$0
WEBER	16939	STIP	F-LC57(49)	OTHER	UTA Locomotive Rebuild				UTA/Transit			
		Will Not Adv			Rebuilding of the Commuter Rail Locomotives (Location for GIS - Weber Intermodal Center)							
		CMAQ_PM2.5		\$0	\$933,176	\$0	\$0	\$0	\$933,176	\$870,000	\$63,176	\$0
		LOCAL_GOV		\$0	\$0	\$0	\$0	\$381,015	\$381,015	\$0	\$0	\$381,015
		STP_URB_O/L		\$0	\$0	\$0	\$0	\$0	\$0	\$0	\$0	\$0
		Total		\$0	\$933,176	\$0	\$0	\$381,015	\$1,314,191	\$870,000	\$63,176	\$381,015
WEBER	14842	Scoping	S-LC57(38)	OTHER	450/400 E.; 2600 N. to Elberta, Widening, N. Ogden				TIF - Transportation Investment Fund			
		Will Not Adv			450/400 Est; 2600 North to Elberta Drive							
		LOCAL_GOV		\$0	\$0	\$0	\$0	\$0	\$0	\$0	\$0	\$0
		L_PASS_MATCH		\$0	\$391,000	\$0	\$0	\$0	\$391,000	\$0	\$0	\$391,000
		STP_FLX_ST		\$0	\$0	\$0	\$0	\$0	\$0	\$0	\$0	\$0
		STP_HIF_O/L		\$0	\$0	\$0	\$0	\$0	\$0	\$0	\$0	\$0
		STP_URB_O/L		\$0	\$0	\$0	\$0	\$0	\$0	\$0	\$0	\$0
		ST_TIF		\$0	\$0	\$0	\$0	\$0	\$0	\$0	\$0	\$0
		ST_TIF_EXCH		\$0	\$3,519,000	\$0	\$0	\$0	\$3,519,000	\$0	\$3,519,000	\$0
		Total		\$0	\$3,910,000	\$0	\$0	\$0	\$3,910,000	\$0	\$3,519,000	\$391,000
WEBER	14846	STIP	F-LC57(43)	OTHER	UTA Intermodal Center; Weber State University				UTA/Transit			
		Will Not Adv			Ice Sheet Parking, Weber State University							
		CMAQ_PM2.5		\$0	\$1,000,000	\$0	\$0	\$0	\$1,000,000	\$1,000,000	\$0	\$0
		CMAQ_WFRC		\$0	\$0	\$0	\$0	\$0	\$0	\$0	\$0	\$0
		UTA_FUNDS		\$0	\$2,116,900	\$0	\$0	\$0	\$2,116,900	\$0	\$0	\$2,116,900
		Total		\$0	\$3,116,900	\$0	\$0	\$0	\$3,116,900	\$1,000,000	\$0	\$2,116,900
WEBER	14847	Scoping	F-LC57(44)	OTHER	Ogden Bike Share Program				Transportation Alternatives			
		To Be Adv Dt: 04/28/21			Downtown Ogden							
		CMAQ_PM2.5		\$48,469	\$597,110	\$0	\$0	\$0	\$645,579	\$601,873	\$0	\$43,706
		CMAQ_WFRC		\$0	\$0	\$0	\$0	\$0	\$0	\$0	\$0	\$0
		Total		\$48,469	\$597,110	\$0	\$0	\$0	\$645,579	\$601,873	\$0	\$43,706



DRAFT

DRAFT STIP

UDOT electronic Program Management

Statewide Transportation Improvement Program



STIP 2021-2026

Report Run on: Aug 31, 2020, 12:23 P.M.

epm345_stip_report (Rev 1716)

Region	PIN	Status	Project No.	Rt. Beg Len	PIN Description / Project Location				Concept Description			State	Other
		Fund	Prior	2021	2022	2023	2024	CD	Total	Fed Aid			
Weber County Projects													
WEBER	14853	Scoping	F-LC57(40)	OTHER	Bicycle and Ped Safety Enhancements, Riverdale Riverdale Various Locations				Pedestrian/Bike facility				
		To Be Adv Dt: 02/10/22											
		TAP_URB_WFRC		\$0	\$69,200	\$0	\$0	\$0	\$69,200	\$64,515	\$0	\$4,685	
WEBER	14856	Scoping	F-LC57(41)	OTHER	Tri City Alt. Trans. Planning, S. Weber Co. Area Within the Cities of Riverdale, South Ogden, & Washington Terrace				Pedestrian/Bike facility				
		Will Not Adv											
		TAP_URB_WFRC		\$96,535	\$0	\$0	\$0	\$0	\$96,535	\$90,000	\$0	\$6,535	
WEBER	15923	STIP	F-R199(236)	OTHER	Update Bike Cars on Frontrunner - UTA *This request is for new bike racks on 6 of UTA's 16 FrontRunner bike cars.				Transportation Alternatives				
		Will Not Adv											
		LOCAL_GOV		\$0	\$15,001	\$0	\$0	\$0	\$15,001	\$0	\$0	\$15,001	
		TAP_URB_WFRC		\$0	\$101,899	\$0	\$0	\$0	\$101,899	\$95,000	\$0	\$6,899	
		Total		\$0	\$116,900	\$0	\$0	\$0	\$116,900	\$95,000	\$0	\$21,900	
WEBER	16934	STIP	F-LC57(48)	OTHER	Ogden-WSU Bus Rapid Transit (BRT) - Construction Ogden/Weber State University BRT; Ogden intermodal and WSU/McKay Dee Hospital - with exclusive lanes from 30th and Harrison to the Dee Events Center.				New Capacity				
		Will Not Adv											
		CMAQ_PM2.5		\$0	\$3,486,003	\$0	\$0	\$0	\$3,486,003	\$3,250,001	\$0	\$236,002	
		CMAQ_WFRC		\$0	\$0	\$0	\$0	\$0	\$0	\$0	\$0	\$0	
		LOCAL_GOV		\$0	\$5,208,926	\$0	\$0	\$0	\$5,208,926	\$0	\$0	\$5,208,926	
		STP_URB_O/L		\$0	\$1,877,079	\$0	\$0	\$0	\$1,877,079	\$1,750,001	\$0	\$127,078	
		UTA_FUNDS		\$0	\$68,964,302	\$0	\$0	\$0	\$68,964,302	\$0	\$0	\$68,964,302	
		Total		\$0	\$79,536,310	\$0	\$0	\$0	\$79,536,310	\$5,000,002	\$0	\$74,536,308	
WEBER	16946	Scoping	F-LC57(47)	OTHER	Polk Avenue; 36th Street to Franklin Polk Avenue; 36th Street to Franklin				Pedestrian/Bike facility				
		To Be Adv Dt: 09/21/20											
		CMAQ_WFRC		\$45,000	\$550,302	\$0	\$0	\$0	\$595,302	\$555,000	\$0	\$40,302	
WEBER	17866	Scoping	F-R199(271)	OTHER	3100 West; 4800 So to 5000 So, Sidewalk 3100 West; 4800 South to 5000 South Sidewalk, Roy				Safe Sidewalk				
		To Be Adv Dt: 10/01/21											
		LOCAL_GOV		\$0	\$10,453	\$0	\$0	\$0	\$10,453	\$0	\$0	\$10,453	
		TAP_URB_O/L		\$0	\$291,247	\$0	\$0	\$0	\$291,247	\$271,530	\$0	\$19,717	
		Total		\$0	\$301,700	\$0	\$0	\$0	\$301,700	\$271,530	\$0	\$30,170	
WEBER	17954	STIP	F-R299(352)	OTHER	Skyline Drive; 1100 W to 4300 N (Pleasant View) Skyline Drive; US-89 to 1100 West, Pleasant View City				New Capacity				
		To Be Adv Dt:											
		LOCAL_GOV		\$0	\$0	\$0	\$0	\$28,655,373	\$28,655,373	\$0	\$0	\$28,655,373	
		STP_URB_O/L		\$0	\$0	\$0	\$0	\$3,682,827	\$3,682,827	\$3,433,500	\$0	\$249,327	
		Total		\$0	\$0	\$0	\$0	\$32,338,200	\$32,338,200	\$3,433,500	\$0	\$28,904,700	
WEBER	18811	Funding	NEWPROJ(18811)	OTHER	5500 West; 5500 South to Davis Co Line 5500 West; 5500 South (SR-97) to Weber/ Davis County Line				Reconstruct & Widening				
		To Be Adv Dt:											
NEW		LOCAL_GOV		\$0	\$0	\$0	\$0	\$490,000	\$490,000	\$0	\$0	\$490,000	
		STP_URB_O/L		\$0	\$0	\$0	\$0	\$1,981,100	\$1,981,100	\$1,846,980	\$0	\$134,120	
		Total		\$0	\$0	\$0	\$0	\$2,471,100	\$2,471,100	\$1,846,980	\$0	\$624,120	



DRAFT

DRAFT STIP

UDOT electronic Program Management

Statewide Transportation Improvement Program



STIP 2021-2026

Report Run on: Aug 31, 2020, 12:23 P.M.

epm345_stip_report (Rev 1716)

Region	PIN	Status Fund	Project No. Prior	Rt. Beg Len 2021	PIN Description / Project Location 202220232024			Concept Description CDTotalFed AidStateOther				
Weber County Projects												
WEBER	18828	Funding To Be Adv Dt:	NEWPROJ(18828)	OTHER	Bus Rapid Transit - Operating Subsidy Ogden/Weber State University (WSU) Bus Rapid Transit (BRT) is a 5.3-mile project connecting from the Ogden FrontRunner commuter rail station to Weber State University and McKay Dee Hospital			UTA/Transit				
NEW		CMAQ_WFRC		\$0	\$0	\$0	\$0	\$1,230,700	\$1,230,700	\$1,147,382	\$0	\$83,318
WEBER	18829	Funding To Be Adv Dt:	NEWPROJ(18829)	OTHER	On Route Electric Bus Charging Infrastructure Ogden/Weber State University (WSU) Bus Rapid Transit (BRT) is a 5.3-mile project connecting from the Ogden FrontRunner commuter rail station to Weber State University and McKay Dee Hospital			UTA/Transit				
NEW		CMAQ_WFRC		\$0	\$0	\$0	\$0	\$1,500,000	\$1,500,000	\$1,398,450	\$0	\$101,550
WEBER	18830	Funding To Be Adv Dt:	NEWPROJ(18830)	OTHER	Ogden City Bike Share Expansion Ogden City Green Bike Expansion Various Locations around Downtown			Transportation Alternatives				
NEW		CMAQ_WFRC		\$0	\$0	\$0	\$0	\$435,200	\$435,200	\$405,737	\$0	\$29,463
WEBER	16783	Undr Const Adv Dt: 09/21/19	S-R199(253)		SR-134; Intersection Adjacent to Canal Route 134 adjacent to canal in Pleasant View			Intersection Improvements				
		ST_CONT_R1		\$70,000	\$0	\$0	\$0	\$0	\$70,000	\$0	\$70,000	\$0
		ST_TF_HB2		\$262,874	\$587,126	\$0	\$0	\$0	\$850,000	\$0	\$850,000	\$0
		Total		\$332,874	\$587,126	\$0	\$0	\$0	\$920,000	\$0	\$920,000	\$0
WEBER	18933	STIP To Be Adv Dt:	S-R199(304)		SR-97 (5600 South), Weber Co.Corridor Preservation SR-97 (5600 South), Weber Co.Corridor Preservation			Corridor Preservation				
		ST_CORR_PRES		\$0	\$1	\$0	\$0	\$0	\$1	\$0	\$1	\$0
WEBER	11091	Scoping Will Not Adv	F-R199(133)		Washington Blvd & Larsen Lane Washington Blvd. & Larsen Lane			Intersection Improvements				
		STP_URB_O/L		\$0	\$0	\$0	\$0	\$0	\$0	\$0	\$0	\$0
		ST_CONCPT_D1		\$2,650	\$310	\$0	\$0	\$0	\$2,960	\$0	\$2,960	\$0
		ST_CONT_PG		\$1,910	\$8,816	\$0	\$0	\$0	\$10,726	\$0	\$10,726	\$0
		Total		\$4,561	\$9,126	\$0	\$0	\$0	\$13,686	\$0	\$13,686	\$0
WEBER	13132	STIP To Be Adv Dt:	F-0097(9)		SR-97 (5600 South); Hill AFB to 2050 West SR-97 (5600 South); Hill AFB to 2050 West			Operations/Maintenance				
		CMAQ_WFRC		\$0	\$0	\$0	\$0	\$804,462	\$804,462	\$750,000	\$54,462	\$0
WEBER	14045	Scoping Will Not Adv	S-LC57(34)		4700 West; 5100 South to 5500 South 4700 West; 5100 South to 5500 South			Reconstruct & Widening				
		LOCAL_MATCH		\$0	\$0	\$0	\$0	\$0	\$0	\$0	\$0	\$0
		L_PASS_MATCH		\$0	\$207,915	\$0	\$0	\$0	\$207,915	\$0	\$0	\$207,915
		STP_URB_O/L		\$0	\$0	\$0	\$0	\$0	\$0	\$0	\$0	\$0
		ST_TIF		\$0	\$0	\$0	\$0	\$0	\$0	\$0	\$0	\$0
		ST_TIF_EXCH		\$1,639,910	\$439,238	\$0	\$0	\$0	\$2,079,148	\$0	\$2,079,148	\$0
		Total		\$1,639,910	\$647,153	\$0	\$0	\$0	\$2,287,063	\$0	\$2,079,148	\$207,915
WEBER	14057	Scoping Will Not Adv	F-LC57(35)		Grant Promenade; 22nd Street to 2250 Street Grant Promenade; 22nd Street to 2250 Street			Pedestrian/Bicycle Safety				
		TAP_URB_WFRC		\$0	\$373,270	\$0	\$0	\$0	\$373,270	\$348,000	\$0	\$25,270



DRAFT

DRAFT STIP

UDOT electronic Program Management Statewide Transportation Improvement Program



STIP 2021-2026

epm345_stip_report (Rev 1716)

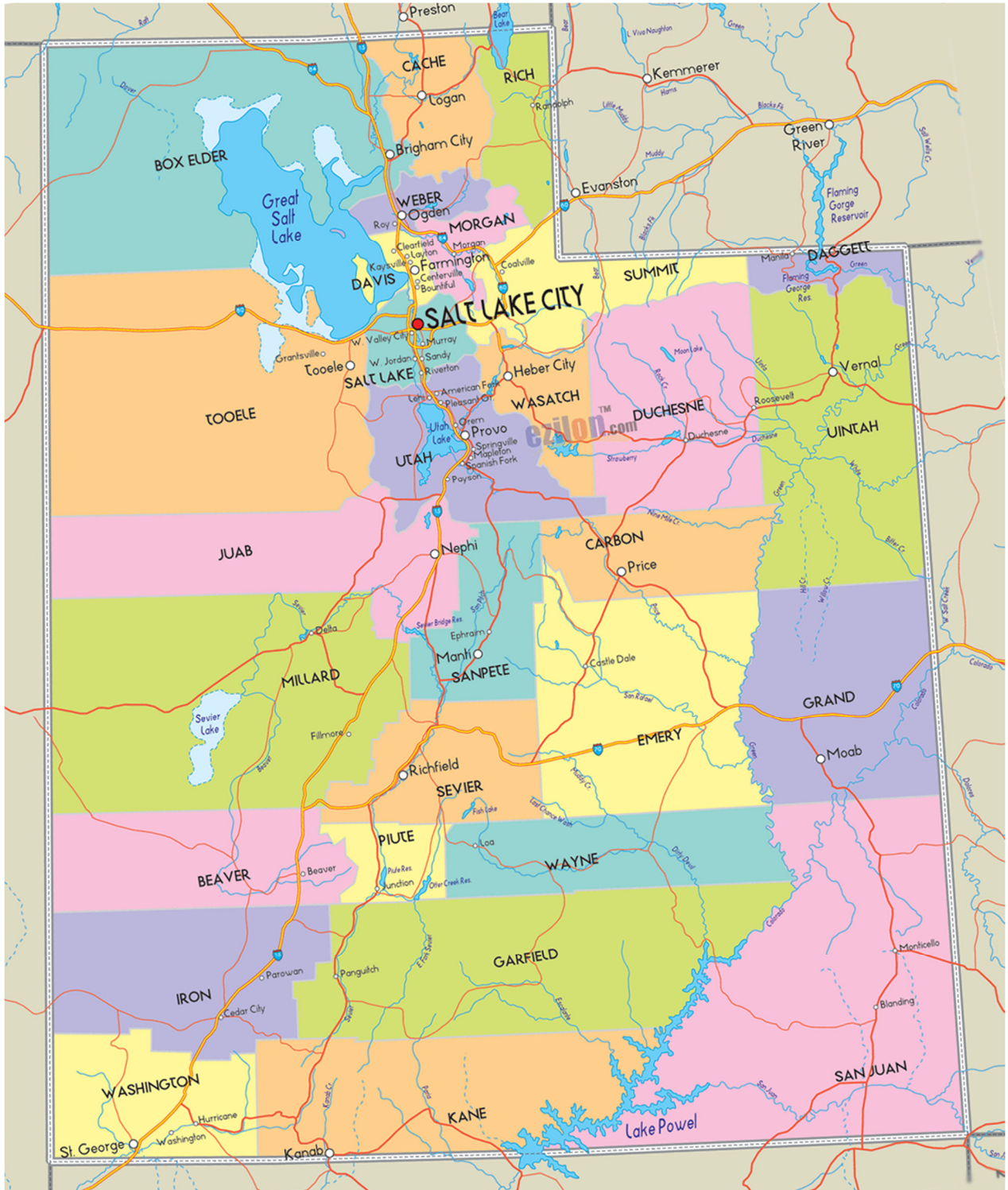
Report Run on: Aug 31, 2020, 12:23 P.M.

Region	PIN	Status	Project No.	Rt. Beg Len	PIN Description / Project Location				Concept Description				
		Fund	Prior	2021	2022	2023	2024	CD	Total	Fed Aid	State	Other	
Weber County Projects													
WEBER	18802	Funding	NEWPROJ(18802)		UTA - On-Board Technology System				UTA/Transit				
		To Be Adv Dt:			UTA Transit Authority Frontlines Head Quarters, 669 West 200 South, Salt Lake City, Utah								
NEW		LOCAL_GOV		\$0	\$0	\$0	\$0	\$4,785,477	\$4,785,477	\$0	\$0	\$4,785,477	
		STP_URB_O/L		\$0	\$0	\$0	\$0	\$214,523	\$214,523	\$200,000	\$0	\$14,523	
		Total		\$0	\$0	\$0	\$0	\$5,000,000	\$5,000,000	\$200,000	\$0	\$4,800,000	

County

These are listed in the 2020-2025 TIP as programs that identify the funding source but the specific projects.

These programs include Bridge Inspection, Region Project Concept Development, and Bridge Loading, Scour Inspection, Pavement Rehabilitation, Pavement Maintenance, etc.





DRAFT

DRAFT STIP

UDOT electronic Program Management

Statewide Transportation Improvement Program



STIP 2021-2026

epm345_stip_report (Rev 1716)

Report Run on: Aug 31, 2020, 12:23 P.M.

Region	PIN	Program Description	Fund	Prior	2021	2022	2023	2024	CD	Total	Fed Aid	State	Other
County Programs													
1	16615	REGION ONE; TRANSPORTATION SOLUTIONS PROGRAM											
		HSIP		\$3,032,271	\$317,729	\$0	\$0	\$0	\$0	\$3,350,000	\$3,123,205	\$226,795	\$0
		NHPP_IM		\$145,000	\$0	\$0	\$0	\$0	\$0	\$145,000	\$136,561	\$8,439	\$0
		NHPP_NHS		\$2,000,000	\$2,439,094	\$0	\$0	\$0	\$0	\$4,439,094	\$4,138,568	\$300,527	\$0
		STP_FLX_ST		\$6,048,938	\$25,197,144	\$0	\$0	\$0	\$0	\$31,246,082	\$29,130,722	\$2,115,360	\$0
		STP_URB_O/L		\$0	\$0	\$1,072,616	\$5,478,924	\$0	\$0	\$6,551,540	\$6,108,001	\$443,539	\$0
		ST_CONT_R1		\$100,000	\$0	\$0	\$0	\$0	\$0	\$100,000	\$0	\$100,000	\$0
		ST_PVMT		\$1,051,420	\$4,198,441	\$0	\$0	\$0	\$0	\$5,249,861	\$0	\$5,249,861	\$0
		ST_PVMT_LV2		\$0	\$17,508	\$0	\$0	\$0	\$0	\$17,508	\$0	\$17,508	\$0
		ST_TRANS_SOL		\$1,003,980	\$2,870,274	\$0	\$0	\$0	\$0	\$3,874,253	\$0	\$3,874,253	\$0
		Total		\$13,381,608	\$35,040,190	\$1,072,616	\$5,478,924	\$0	\$0	\$54,973,338	\$42,637,056	\$12,336,282	\$0
2	16616	REGION TWO; TRANSPORTATION SOLUTIONS PROGRAM											
		CMAQ_WFRC		\$500,000	\$0	\$0	\$0	\$0	\$0	\$500,000	\$466,150	\$33,850	\$0
		HSIP		\$2,100,000	\$0	\$0	\$0	\$0	\$0	\$2,100,000	\$1,957,830	\$142,170	\$0
		LOCAL_GOV		\$8,409,888	\$1,243,495	\$0	\$0	\$0	\$0	\$9,653,384	\$0	\$0	\$9,653,384
		L_BETTERMENT		\$478,462	-\$86,400	\$0	\$0	\$0	\$0	\$392,062	\$0	\$0	\$392,062
		NHPP_IM		\$12,215,486	\$8,159,239	\$0	\$0	\$0	\$0	\$20,374,725	\$19,188,916	\$1,185,809	\$0
		NHPP_NHS		\$4,460,880	\$2,715,260	\$0	\$0	\$0	\$0	\$7,176,140	\$6,690,315	\$485,825	\$0
		STP_FLX_ST		\$10,547,532	\$27,834,937	\$0	\$0	\$0	\$0	\$38,382,469	\$35,783,976	\$2,333,665	\$264,828
		STP_HIF_ST		\$490,000	\$0	\$0	\$0	\$0	\$0	\$490,000	\$456,827	\$33,173	\$0
		STP_SU_JHC		\$1,608,925	\$0	\$0	\$0	\$0	\$0	\$1,608,925	\$1,500,000	\$0	\$108,924
		ST_CONCEPT_D2		\$15,977	\$18,422	\$0	\$0	\$0	\$0	\$34,399	\$0	\$34,399	\$0
		ST_PVMT		\$645	\$477,817	\$0	\$0	\$0	\$0	\$478,462	\$0	\$478,462	\$0
		ST_TRANS_SOL		\$0	\$2,505,500	\$0	\$0	\$0	\$0	\$2,505,500	\$0	\$2,505,500	\$0
		Total		\$40,827,794	\$42,868,271	\$0	\$0	\$0	\$0	\$83,696,065	\$66,044,015	\$7,232,853	\$10,419,197
2	18351	GREEN BIKE/BIKE SHARE PROGRAM - SALT LAKE											
		CMAQ_WFRC		\$25,000	\$873,675	\$429,050	\$429,050	\$0	\$858,100	\$2,614,875	\$2,437,848	\$0	\$177,027
		LOCAL_GOV		\$0	\$1	\$0	\$0	\$0	\$0	\$1	\$0	\$0	\$1
		L_PASS_MATCH		\$0	\$1	\$0	\$0	\$0	\$0	\$1	\$0	\$0	\$1
		TAP_URB_WFRC		\$0	\$214,525	\$0	\$0	\$0	\$0	\$214,525	\$200,002	\$0	\$14,523
		Total		\$25,000	\$1,088,202	\$429,050	\$429,050	\$0	\$858,100	\$2,829,402	\$2,637,850	\$0	\$191,552
3	15480	MOUNTAINLAND ASSOC. OF GOVERNMENTS EXCHANGE PROGRAM											
		STP_URB_P/O		\$0	\$468,196	\$0	\$0	\$0	\$0	\$468,196	\$436,499	\$31,697	\$0
		ST_EXCH_MAG		\$0	\$1,203,439	\$0	\$0	\$0	\$0	\$1,203,439	\$0	\$1,203,439	\$0
		ST_TIFEX_MAG		\$12,679,805	\$1,597,635	\$0	\$0	\$0	\$0	\$14,277,440	\$0	\$14,277,440	\$0
		Total		\$12,679,805	\$3,269,270	\$0	\$0	\$0	\$0	\$15,949,074	\$436,499	\$15,512,575	\$0



DRAFT

DRAFT STIP

UDOT electronic Program Management Statewide Transportation Improvement Program



STIP 2021-2026

epm345_stip_report (Rev 1716)

Report Run on: Aug 31, 2020, 12:23 P.M.

Region	PIN	Program Description	Fund	Prior	2021	2022	2023	2024	CD	Total	Fed Aid	State	Other
County Programs													
3	16617	REGION THREE; TRANSPORTATION SOLUTIONS PROGRAM											
		HSIP		\$2,075,000	\$1,475,000	\$0	\$0	\$0	\$0	\$3,550,000	\$3,309,665	\$240,335	\$0
		LOCAL_GOV		\$1,400,000	\$0	\$0	\$0	\$0	\$0	\$1,400,000	\$0	\$0	\$1,400,000
		NHPP_IM		\$953,787	\$361,906	\$0	\$0	\$0	\$0	\$1,315,692	\$1,239,119	\$76,573	\$0
		NHPP_NHS		\$1,500,000	\$4,676,286	\$0	\$0	\$0	\$0	\$6,176,286	\$5,758,152	\$418,135	\$0
		OTHER_STATE		\$6,000,000	\$0	\$0	\$0	\$0	\$0	\$6,000,000	\$0	\$6,000,000	\$0
		STP_FLX_ST		\$20,816,295	\$18,386,677	\$0	\$0	\$0	\$0	\$39,202,972	\$36,548,931	\$2,654,041	\$0
		STP_UB_P/O_U		\$1,786,000	\$0	\$0	\$0	\$0	\$0	\$1,786,000	\$1,665,088	\$120,912	\$0
		ST_ATMS		\$75,000	\$0	\$0	\$0	\$0	\$0	\$75,000	\$0	\$75,000	\$0
		ST_CONCPT_D3		\$362,155	\$0	\$0	\$0	\$0	\$0	\$362,155	\$0	\$362,155	\$0
		ST_CONT_PG		\$20,000	\$0	\$0	\$0	\$0	\$0	\$20,000	\$0	\$20,000	\$0
		ST_CONT_R3		\$291,580	\$0	\$0	\$0	\$0	\$0	\$291,580	\$0	\$291,580	\$0
		ST_ITS		\$177,235	\$0	\$0	\$0	\$0	\$0	\$177,235	\$0	\$177,235	\$0
		ST_PVMT		\$16,252,342	\$0	\$0	\$0	\$0	\$0	\$16,252,342	\$0	\$16,252,342	\$0
		ST_PVMT_LV2		\$7,018,499	\$3,024,584	\$0	\$0	\$0	\$0	\$10,043,083	\$0	\$10,043,083	\$0
		ST_RET_ROW_S		\$3,500,000	\$0	\$0	\$0	\$0	\$0	\$3,500,000	\$0	\$3,500,000	\$0
		ST_TIF		\$1	\$0	\$0	\$0	\$0	\$0	\$1	\$0	\$1	\$0
		ST_TRANS_SOL		\$10,227,772	\$1,948,912	\$0	\$0	\$0	\$0	\$12,176,684	\$0	\$12,176,684	\$0
		UTA_FUNDS		\$4,000,000	\$0	\$0	\$0	\$0	\$0	\$4,000,000	\$0	\$0	\$4,000,000
		Total		\$76,455,665	\$29,873,365	\$0	\$0	\$0	\$0	\$106,329,031	\$48,520,954	\$52,408,076	\$5,400,000



DRAFT

DRAFT STIP

UDOT electronic Program Management

Statewide Transportation Improvement Program



STIP 2021-2026

Report Run on: Aug 31, 2020, 12:23 P.M.

epm345_stip_report (Rev 1716)

Region	PIN	Program Description	Fund	Prior	2021	2022	2023	2024	CD	Total	Fed Aid	State	Other
County Programs													
4	16618	REGION FOUR; TRANSPORTATIONS SOLUTIONS PROGRAM											
		EM_RPF1@93.2		\$494,250	\$0	\$0	\$0	\$0	\$0	\$494,250	\$460,790	\$33,461	\$0
		EQ_BONUS(MG)		\$900,000	\$0	\$0	\$0	\$0	\$0	\$900,000	\$839,070	\$60,930	\$0
		HSIP		\$1,500,000	\$0	\$0	\$0	\$0	\$0	\$1,500,000	\$1,398,450	\$101,550	\$0
		LOCAL_GOV		\$4,301	\$258,699	\$0	\$0	\$0	\$0	\$263,000	\$0	\$0	\$263,000
		NHPP_BR		\$330,978	\$0	\$0	\$0	\$0	\$0	\$330,978	\$308,571	\$22,407	\$0
		NHPP_IM		\$6,586,603	\$469,697	\$0	\$0	\$0	\$0	\$7,056,300	\$6,645,623	\$410,677	\$0
		NHPP_NHS		\$625,000	\$12,668	\$0	\$0	\$0	\$0	\$637,668	\$594,498	\$43,170	\$0
		STP_BRIDGE		\$119,022	\$0	\$0	\$0	\$0	\$0	\$119,022	\$110,964	\$8,058	\$0
		STP_FLX_ST		\$18,069,625	\$15,974,914	\$0	\$0	\$0	\$0	\$34,044,540	\$31,739,724	\$2,304,815	\$0
		STP_RURAL		\$214,523	\$0	\$0	\$0	\$0	\$0	\$214,523	\$200,000	\$14,523	\$0
		ST_APPROP		\$59,003	\$0	\$0	\$0	\$0	\$0	\$59,003	\$0	\$59,003	\$0
		ST_ATMS_AM		\$5,716	\$94,284	\$0	\$0	\$0	\$0	\$100,000	\$0	\$100,000	\$0
		ST_BARRIER		\$0	\$70,000	\$0	\$0	\$0	\$0	\$70,000	\$0	\$70,000	\$0
		ST_PVMT		\$2,490,204	\$1,351,913	\$0	\$0	\$0	\$0	\$3,842,117	\$0	\$3,842,117	\$0
		ST_PVMT_LV2		\$1,680,000	\$0	\$0	\$0	\$0	\$0	\$1,680,000	\$0	\$1,680,000	\$0
		ST_SPOT_SFTY		\$0	\$148,000	\$0	\$0	\$0	\$0	\$148,000	\$0	\$148,000	\$0
		ST_TIF		\$13,730,000	\$0	\$0	\$0	\$0	\$0	\$13,730,000	\$0	\$13,730,000	\$0
		ST_TRANS_SOL		\$3,681,013	\$1,703,000	\$0	\$0	\$0	\$0	\$5,384,013	\$0	\$5,384,013	\$0
		Total		\$50,490,238	\$20,083,176	\$0	\$0	\$0	\$0	\$70,573,414	\$42,297,690	\$28,012,724	\$263,000
9	15046	ATMS ASSET MANAGEMENT (LIFE CYCLE REPLACEMENT)											
		ST_ATMS		\$1,662,124	\$89,177	\$0	\$0	\$0	\$0	\$1,751,302	\$0	\$1,751,302	\$0
		ST_ATMS_AM		\$2,573,605	\$1,486,482	\$0	\$0	\$0	\$0	\$4,060,087	\$0	\$4,060,087	\$0
		ST_CONT_R1		\$18,900	\$0	\$0	\$0	\$0	\$0	\$18,900	\$0	\$18,900	\$0
		ST_CONT_R2		\$69,300	\$0	\$0	\$0	\$0	\$0	\$69,300	\$0	\$69,300	\$0
		ST_EXPRESS		\$326,217	\$483,783	\$0	\$0	\$0	\$0	\$810,000	\$0	\$810,000	\$0
		ST_T&S_FUND		\$50,000	\$0	\$0	\$0	\$0	\$0	\$50,000	\$0	\$50,000	\$0
		Total		\$4,700,146	\$2,059,442	\$0	\$0	\$0	\$0	\$6,759,589	\$0	\$6,759,589	\$0
9	17583	CONNECTED / AUTONOMOUS VEHICLE PROGRAM - FY 2020											
		FA_ATCMTD		\$3,000,000	\$0	\$0	\$0	\$0	\$0	\$3,000,000	\$3,000,000	\$0	\$0
		ST_ATMS		\$1,891,808	\$55,592	\$0	\$0	\$0	\$0	\$1,947,400	\$0	\$1,947,400	\$0
		ST_CAV		\$153,405	\$776,595	\$0	\$0	\$0	\$0	\$930,000	\$0	\$930,000	\$0
		ST_PVMT		\$494,515	\$4,805,485	\$0	\$0	\$0	\$0	\$5,300,000	\$0	\$5,300,000	\$0
		ST_PVMT_LV2		\$2,700,000	\$0	\$0	\$0	\$0	\$0	\$2,700,000	\$0	\$2,700,000	\$0
		ST_TRANS_SOL		\$1,800,479	\$4,199,521	\$0	\$0	\$0	\$0	\$6,000,000	\$0	\$6,000,000	\$0
		UTA_FUNDS		\$63,000	\$0	\$0	\$0	\$0	\$0	\$63,000	\$0	\$0	\$63,000
		Total		\$10,103,207	\$9,837,193	\$0	\$0	\$0	\$0	\$19,940,400	\$3,000,000	\$16,877,400	\$63,000



DRAFT

DRAFT STIP

UDOT electronic Program Management

Statewide Transportation Improvement Program



STIP 2021-2026

Report Run on: Aug 31, 2020, 12:23 P.M.

epm345_stip_report (Rev 1716)

Region	PIN	Program Description	Fund	Prior	2021	2022	2023	2024	CD	Total	Fed Aid	State	Other
County Programs													
9	17872	STATEWIDE SIGNALS MAINTENANCE & OPERATION - FY 2020											
		ST_SIGNAL_M&O		\$1,520,821	\$410,014	\$0	\$0	\$0	\$0	\$1,930,835	\$0	\$1,930,835	\$0
9	17873	FREEWAY OPS DEPLOYMENT & MAINTENANCE PROGRAM - FY 2020											
		ST_ATMS		\$83,849	\$414,151	\$0	\$0	\$0	\$0	\$498,000	\$0	\$498,000	\$0
		ST_ATMS_AM		\$0	\$2,000,000	\$0	\$0	\$0	\$0	\$2,000,000	\$0	\$2,000,000	\$0
		Total		\$83,849	\$2,414,151	\$0	\$0	\$0	\$0	\$2,498,000	\$0	\$2,498,000	\$0
9	17874	ITS DEPLOYMENT & MAINTENANCE PROGRAM - FY 2020											
		ST_ATMS		\$1,869,970	\$155,498	\$0	\$0	\$0	\$0	\$2,025,468	\$0	\$2,025,468	\$0
		ST_ATMS_AM		\$1,803,712	\$0	\$0	\$0	\$0	\$0	\$1,803,712	\$0	\$1,803,712	\$0
		ST_PVMT		\$8,000	\$0	\$0	\$0	\$0	\$0	\$8,000	\$0	\$8,000	\$0
		Total		\$3,681,682	\$155,498	\$0	\$0	\$0	\$0	\$3,837,181	\$0	\$3,837,181	\$0
9	18642	CONNECTED / AUTONOMOUS VEHICLE PROGRAM - FY 2021											
		ST_CAV		\$0	\$1,000,000	\$0	\$0	\$0	\$0	\$1,000,000	\$0	\$1,000,000	\$0
9	18643	STATEWIDE SIGNALS MAINTENANCE & OPERATION - FY 2021											
		ST_SIGNAL_M&O		\$0	\$4,120,000	\$0	\$0	\$0	\$0	\$4,120,000	\$0	\$4,120,000	\$0
9	18644	FREEWAY OPS DEPLOYMENT & MAINTENANCE PROGRAM - FY 2021											
		ST_FWY_OPS		\$0	\$3,400,000	\$0	\$0	\$0	\$0	\$3,400,000	\$0	\$3,400,000	\$0
9	18645	ITS DEPLOYMENT & MAINTENANCE PROGRAM - FY 2021											
		STP_FLX_ST		\$389,000	\$5,611,000	\$0	\$0	\$0	\$0	\$6,000,000	\$5,593,800	\$406,200	\$0
		ST_ITS		\$0	\$6,642,765	\$0	\$0	\$0	\$0	\$6,642,765	\$0	\$6,642,765	\$0
		Total		\$389,000	\$12,253,765	\$0	\$0	\$0	\$0	\$12,642,765	\$5,593,800	\$7,048,965	\$0
9	18646	CONNECTED / AUTONOMOUS VEHICLE PROGRAM - FY 2022											
9	18647	STATEWIDE SIGNALS MAINTENANCE & OPERATION - FY 2022											
9	18648	FREEWAY OPS DEPLOYMENT & MAINTENANCE PROGRAM - FY 2022											
9	18649	ITS DEPLOYMENT & MAINTENANCE PROGRAM - FY 2022											
9	18650	CONNECTED / AUTONOMOUS VEHICLE PROGRAM - FY 2023											



DRAFT

DRAFT STIP

UDOT electronic Program Management

Statewide Transportation Improvement Program



STIP 2021-2026

Report Run on: Aug 31, 2020, 12:23 P.M.

epm345_stip_report (Rev 1716)

Region	PIN	Program Description	Fund	Prior	2021	2022	2023	2024	CD	Total	Fed Aid	State	Other
County Programs													
9	18651	STATEWIDE SIGNALS MAINTENANCE & OPERATION - FY 2023											
9	18652	FREEWAY OPS DEPLOYMENT & MAINTENANCE PROGRAM - FY 2023											
9	18653	ITS DEPLOYMENT & MAINTENANCE PROGRAM - FY 2023											
B	14862	STATEWIDE SAFETY EDUCATION AND ENFORCEMENT PROGRAM											
		ST_ATMS	\$0	\$25,087	\$0	\$0	\$0	\$0	\$0	\$25,087	\$0	\$25,087	\$0
		ST_BARRIER	\$46,465	\$19,737	\$0	\$0	\$0	\$0	\$0	\$66,202	\$0	\$66,202	\$0
		ST_PVMT	\$300,000	\$150,000	\$0	\$0	\$0	\$0	\$0	\$450,000	\$0	\$450,000	\$0
		ST_SIGNALS	\$1,195,184	\$205,462	\$0	\$0	\$0	\$0	\$0	\$1,400,646	\$0	\$1,400,646	\$0
		ST_SIGNING	\$114,564	\$0	\$0	\$0	\$0	\$0	\$0	\$114,564	\$0	\$114,564	\$0
		ST_SPOT_SFTY	\$1,042,013	\$198,878	\$0	\$0	\$0	\$0	\$0	\$1,240,891	\$0	\$1,240,891	\$0
		ST_T&S_FUND	\$3,322,536	\$7,549,703	\$0	\$0	\$0	\$0	\$0	\$10,872,239	\$0	\$10,872,239	\$0
		ST_TRANS_SOL	\$105,000	\$40,455	\$0	\$0	\$0	\$0	\$0	\$145,455	\$0	\$145,455	\$0
		Total	\$6,125,761	\$8,189,322	\$0	\$0	\$0	\$0	\$0	\$14,315,083	\$0	\$14,315,083	\$0
P	15995	PLANNING											
		SPR_P_100%	\$0	\$5,792	\$0	\$0	\$0	\$0	\$0	\$5,792	\$5,792	\$0	\$0
P	18683	STATEWIDE CORRIDOR STUDIES											
		ST_STUDIES	\$0	\$800,000	\$0	\$0	\$0	\$0	\$0	\$800,000	\$0	\$800,000	\$0
S	9299	UNKNOWN FOUNDATIONS PROGRAM											
		Total	\$0	\$0	\$0	\$0	\$0	\$0	\$0	\$0	\$0	\$0	\$0
S	9369	BRIDGE INSPECTION PROGRAM											
		BR_ON/OFF	\$82,634	\$531	\$0	\$0	\$0	\$0	\$0	\$83,165	\$66,532	\$16,633	\$0
		NHPP_BR	\$1,752,969	\$400,000	\$0	\$0	\$0	\$0	\$0	\$2,152,969	\$2,007,213	\$145,756	\$0
		STP_BR	\$0	\$1,245,607	\$0	\$0	\$0	\$0	\$0	\$1,245,607	\$1,161,279	\$84,328	\$0
		STP_BRIDGE	\$6,652,600	\$2,000,000	\$2,000,000	\$2,000,000	\$0	\$8,000,000	\$20,652,600	\$19,254,419	\$1,398,181	\$0	\$0
		ST_BRIDGE	\$0	\$4,926	\$0	\$0	\$0	\$0	\$0	\$4,926	\$0	\$4,926	\$0
		Total	\$8,488,203	\$3,651,064	\$2,000,000	\$2,000,000	\$0	\$8,000,000	\$24,139,267	\$22,489,443	\$1,649,824	\$0	\$0



DRAFT

DRAFT STIP

UDOT electronic Program Management

Statewide Transportation Improvement Program



STIP 2021-2026

Report Run on: Aug 31, 2020, 12:23 P.M.

epm345_stip_report (Rev 1716)

Region	PIN	Program Description	Fund	Prior	2021	2022	2023	2024	CD	Total	Fed Aid	State	Other
County Programs													
S	9615	LOAD RATING PROGRAM											
		NHPP_BR		\$700,000	\$602,400	\$0	\$0	\$0	\$0	\$1,302,400	\$1,214,228	\$88,173	\$0
		STP_BR		\$546,393	\$0	\$0	\$0	\$0	\$0	\$546,393	\$509,403	\$36,991	\$0
		STP_BRIDGE		\$250,000	\$0	\$300,000	\$300,000	\$0	\$900,000	\$1,750,000	\$1,631,525	\$118,475	\$0
		ST_BRIDGE		\$102,781	\$12,219	\$0	\$0	\$0	\$0	\$115,000	\$0	\$115,000	\$0
		Total		\$1,599,174	\$614,620	\$300,000	\$300,000	\$0	\$900,000	\$3,713,794	\$3,355,155	\$358,638	\$0
S	9616	BRIDGE SCOUR INSPECTION PROGRAM											
		ST_BRIDGE		\$0	\$56,129	\$0	\$0	\$0	\$0	\$56,129	\$0	\$56,129	\$0
		Total		\$0	\$56,129	\$0	\$0	\$0	\$0	\$56,129	\$0	\$56,129	\$0
S	9862	2012 STATEWIDE BRIDGE PRESERVATION PROGRAM											
		Total		\$0	\$0	\$0	\$0	\$0	\$0	\$0	\$0	\$0	\$0
S	10948	STATEWIDE SIGNALS MAINTENANCE & OPERATION											
		ST_SIGNAL_M&O		\$8,658,546	\$547,392	\$0	\$0	\$0	\$0	\$9,205,938	\$0	\$9,205,938	\$0
		Total		\$8,658,546	\$547,392	\$0	\$0	\$0	\$0	\$9,205,938	\$0	\$9,205,938	\$0
S	11798	2014 STATEWIDE BRIDGE PREVENTIVE MAINTENANCE PROGRAM											
		Total		\$0	\$0	\$0	\$0	\$0	\$0	\$0	\$0	\$0	\$0
S	12132	2015 PAVEMENT PRESERVATION (ORANGE BOOK) PROGRAM											
		Total		\$0	\$0	\$0	\$0	\$0	\$0	\$0	\$0	\$0	\$0
S	12133	2016 PAVEMENT PRESERVATION (ORANGE BOOK) PROGRAM											
		Total		\$0	\$0	\$0	\$0	\$0	\$0	\$0	\$0	\$0	\$0
S	12134	2017 PAVEMENT PRESERVATION (ORANGE BOOK) PROGRAM											
		EM_RPF9@93.2		\$0	\$0	\$0	\$0	\$0	\$0	\$0	\$0	\$0	\$0
		EM_RPS9@93.2		\$0	\$0	\$0	\$0	\$0	\$0	\$0	\$0	\$0	\$0
		Total		\$0	\$0	\$0	\$0	\$0	\$0	\$0	\$0	\$0	\$0
S	12135	2016 PAVEMENT REHABILITATION (PURPLE BOOK) PROGRAM											
		NHPP_NHS		\$2,578,537	\$58,887	\$0	\$0	\$0	\$0	\$2,637,424	\$2,458,870	\$178,554	\$0
		OTHER		\$23,490	\$0	\$0	\$0	\$0	\$0	\$23,490	\$0	\$0	\$23,490
		ST_CONCPT_D1		\$18,898	\$0	\$0	\$0	\$0	\$0	\$18,898	\$0	\$18,898	\$0
		Total		\$2,620,924	\$58,887	\$0	\$0	\$0	\$0	\$2,679,811	\$2,458,870	\$197,451	\$23,490



DRAFT

DRAFT STIP

UDOT electronic Program Management

Statewide Transportation Improvement Program



STIP 2021-2026

Report Run on: Aug 31, 2020, 12:23 P.M.

epm345_stip_report (Rev 1716)

Region	PIN	Program Description	Fund	Prior	2021	2022	2023	2024	CD	Total	Fed Aid	State	Other
County Programs													
S	12136	2017 PAVEMENT REHABILITATION (PURPLE BOOK) PROGRAM											
		NHS		\$420,000	\$0	\$0	\$0	\$0	\$0	\$420,000	\$391,566	\$28,434	\$0
		ST_CONCPT_D3		\$4,433	\$0	\$0	\$0	\$0	\$0	\$4,433	\$0	\$4,433	\$0
		Total		\$424,433	\$0	\$0	\$0	\$0	\$0	\$424,433	\$391,566	\$32,867	\$0
S	12137	2015 STATEWIDE BRIDGE PREVENTIVE MAINTENANCE PROGRAM											
		Total		\$0	\$0	\$0	\$0	\$0	\$0	\$0	\$0	\$0	\$0
S	12138	2016 STATEWIDE BRIDGE PREVENTIVE MAINTENANCE PROGRAM											
		NHPP_BR		\$165,751	\$0	\$0	\$0	\$0	\$0	\$165,751	\$154,530	\$11,221	\$0
		ST_APPROP		\$2,459	\$0	\$0	\$0	\$0	\$0	\$2,459	\$0	\$2,459	\$0
		ST_BRIDGE		\$319,116	\$92,150	\$0	\$0	\$0	\$0	\$411,266	\$0	\$411,266	\$0
		ST_CONCPT_D3		\$1,310	\$0	\$0	\$0	\$0	\$0	\$1,310	\$0	\$1,310	\$0
		Total		\$488,637	\$92,150	\$0	\$0	\$0	\$0	\$580,786	\$154,530	\$426,256	\$0
S	12139	2017 STATEWIDE BRIDGE PREVENTIVE MAINTENANCE PROGRAM											
		NHPP_BR		\$9,678,111	\$0	\$0	\$0	\$0	\$0	\$9,678,111	\$9,022,903	\$655,208	\$0
		STP_BRIDGE		\$650,000	\$4,843	\$0	\$0	\$0	\$0	\$654,843	\$610,510	\$44,333	\$0
		STP_FLX_ST		\$1,249,000	\$0	\$0	\$0	\$0	\$0	\$1,249,000	\$1,164,443	\$84,557	\$0
		ST_BRIDGE		\$6,942,056	\$100,650	\$0	\$0	\$0	\$0	\$7,042,706	\$0	\$7,042,706	\$0
		Total		\$18,519,167	\$105,493	\$0	\$0	\$0	\$0	\$18,624,660	\$10,797,856	\$7,826,804	\$0
S	12781	UNOBLIGATED TIF/CHNF FUNDS PROGRAM											
		ST_CHF_TIF		\$0	\$5,066,478	\$0	\$0	\$0	\$0	\$5,066,478	\$0	\$5,066,478	\$0
		ST_GF_CHN		\$0	\$801,000	\$0	\$0	\$0	\$0	\$801,000	\$0	\$801,000	\$0
		ST_TIF		\$0	\$56,587,213	\$0	\$0	\$0	\$0	\$56,587,213	\$0	\$56,587,213	\$0
		ST_TIF_HB377		\$0	\$2,452,846	\$0	\$0	\$0	\$0	\$2,452,846	\$0	\$2,452,846	\$0
		ST_TIF_PRES		\$0	\$324,313	\$9,412,375	\$9,809,784	\$0	\$0	\$19,546,472	\$0	\$19,546,472	\$0
		Total		\$0	\$65,231,849	\$9,412,375	\$9,809,784	\$0	\$0	\$84,454,008	\$0	\$84,454,008	\$0
S	12956	2018 PAVEMENT PRESERVATION (ORANGE BOOK) PROGRAM											
		EQ_BONUS(MG)		\$0	\$0	\$0	\$0	\$0	\$0	\$0	\$0	\$0	\$0
		IM		\$0	\$0	\$0	\$0	\$0	\$0	\$0	\$0	\$0	\$0
		NHPP_IM		\$1,401,542	\$12,868	\$0	\$0	\$0	\$0	\$1,414,410	\$1,332,091	\$82,319	\$0
		NHPP_NHS		\$1,003,300	\$62,269	\$0	\$0	\$0	\$0	\$1,065,569	\$993,430	\$72,139	\$0
		SEC154_HSIP		\$700,000	\$0	\$0	\$0	\$0	\$0	\$700,000	\$652,610	\$47,390	\$0
		STP_FLX_ST		\$9,708,571	\$132,419	\$0	\$0	\$0	\$0	\$9,840,990	\$9,174,755	\$666,235	\$0
		ST_CONCPT_D3		\$8,503	\$0	\$0	\$0	\$0	\$0	\$8,503	\$0	\$8,503	\$0
		Total		\$12,821,916	\$207,555	\$0	\$0	\$0	\$0	\$13,029,471	\$12,152,886	\$876,585	\$0



DRAFT

DRAFT STIP

UDOT electronic Program Management

Statewide Transportation Improvement Program



STIP 2021-2026

epm345_stip_report (Rev 1716)

Report Run on: Aug 31, 2020, 12:23 P.M.

Region	PIN	Program Description	Fund	Prior	2021	2022	2023	2024	CD	Total	Fed Aid	State	Other
County Programs													
S	12957	2018 PAVEMENT REHABILITATION (PURPLE BOOK) PROGRAM											
		HSIP		\$2,300,000	\$0	\$0	\$0	\$0	\$0	\$2,300,000	\$2,144,290	\$155,710	\$0
		L_BETTERMENT		\$1,378,578	\$636,792	\$0	\$0	\$0	\$0	\$2,015,370	\$0	\$0	\$2,015,370
		NHPP_IM		\$8,000,000	\$0	\$0	\$0	\$0	\$0	\$8,000,000	\$7,534,400	\$465,600	\$0
		NHPP_NHS		\$20,521,077	\$494,397	\$0	\$0	\$0	\$0	\$21,015,473	\$19,592,726	\$1,422,748	\$0
		SEC154_HSIP		\$0	\$0	\$0	\$0	\$0	\$0	\$0	\$0	\$0	\$0
		STP_BRIDGE		\$0	\$1	\$0	\$0	\$0	\$0	\$1	\$1	\$0	\$0
		STP_FLX_ST		\$8,153,655	\$722,195	\$0	\$0	\$0	\$0	\$8,875,851	\$8,274,955	\$600,895	\$0
		STP_RURAL		\$2,069,361	\$0	\$0	\$0	\$0	\$0	\$2,069,361	\$1,929,265	\$140,096	\$0
		STP_UB_P/O_U		\$9,323,191	\$0	\$0	\$0	\$0	\$0	\$9,323,191	\$8,692,011	\$631,180	\$0
		ST_CONCPT_D3		\$8,528	\$0	\$0	\$0	\$0	\$0	\$8,528	\$0	\$8,528	\$0
		ST_PVMT_LV2		\$0	\$4,527,454	\$0	\$0	\$0	\$0	\$4,527,454	\$0	\$4,527,454	\$0
		Total		\$51,754,391	\$6,380,839	\$0	\$0	\$0	\$0	\$58,135,229	\$48,167,648	\$7,952,211	\$2,015,370
S	12958	2018 STATEWIDE BRIDGE PREVENTIVE MAINTENANCE PROGRAM											
		NHPP_BR		\$290,000	\$323	\$0	\$0	\$0	\$0	\$290,323	\$270,668	\$19,655	\$0
		STP_BRIDGE		\$0	\$46,773	\$0	\$0	\$0	\$0	\$46,773	\$43,607	\$3,167	\$0
		STP_FLX_ST		\$2,385,000	\$0	\$0	\$0	\$0	\$0	\$2,385,000	\$2,223,536	\$161,465	\$0
		ST_APPROP		\$0	\$25,769	\$0	\$0	\$0	\$0	\$25,769	\$0	\$25,769	\$0
		ST_BRIDGE		\$2,930,066	\$7,405,508	\$0	\$0	\$0	\$0	\$10,335,574	\$0	\$10,335,574	\$0
		ST_PVMT		\$400,000	\$0	\$0	\$0	\$0	\$0	\$400,000	\$0	\$400,000	\$0
		Total		\$6,005,066	\$7,478,373	\$0	\$0	\$0	\$0	\$13,483,439	\$2,537,810	\$10,945,629	\$0
S	13311	TRANSPORTATION ALTERNATIVE PROGRAM (TAP)											
		LOCAL_GOVT		\$50,979	\$2,757,298	\$0	\$0	\$0	\$0	\$2,808,276	\$0	\$0	\$2,808,276
		LOCAL_MATCH		\$0	\$101,550	\$0	\$0	\$0	\$0	\$101,550	\$0	\$0	\$101,550
		L_PASS_MATCH		\$0	\$6,885,148	\$0	\$0	\$0	\$0	\$6,885,148	\$0	\$0	\$6,885,148
		ST_CONT_R1		\$118,829	\$0	\$0	\$0	\$0	\$0	\$118,829	\$0	\$118,829	\$0
		ST_CONT_R3		\$200,000	\$0	\$0	\$0	\$0	\$0	\$200,000	\$0	\$200,000	\$0
		ST_CONT_R4		\$0	\$244,540	\$0	\$0	\$0	\$0	\$244,540	\$0	\$244,540	\$0
		ST_PVMT		\$5,258,960	\$8,602,874	\$1,400,000	\$0	\$0	\$0	\$15,261,835	\$0	\$15,261,835	\$0
		ST_TIF		\$0	\$0	\$0	\$0	\$0	\$6,100,000	\$6,100,000	\$0	\$6,100,000	\$0
		ST_TRANS_SOL		\$0	\$2,000,000	\$0	\$0	\$0	\$0	\$2,000,000	\$0	\$2,000,000	\$0
		Total		\$5,628,768	\$20,591,410	\$1,400,000	\$0	\$0	\$6,100,000	\$33,720,177	\$0	\$23,925,203	\$9,794,974



DRAFT

DRAFT STIP

UDOT electronic Program Management

Statewide Transportation Improvement Program



STIP 2021-2026

Report Run on: Aug 31, 2020, 12:23 P.M.

epm345_stip_report (Rev 1716)

Region	PIN	Program Description	Fund	Prior	2021	2022	2023	2024	CD	Total	Fed Aid	State	Other
County Programs													
S	13716	2016 ASSET MANAGEMENT PROGRAM											
		HSIP_100%		\$1,723,228	\$0	\$0	\$0	\$0	\$0	\$1,723,228	\$1,723,228	\$0	\$0
		NHPP_EXEMPT		\$4,760,995	\$0	\$0	\$0	\$0	\$0	\$4,760,995	\$4,438,676	\$322,319	\$0
		NHS		\$639,005	\$0	\$0	\$0	\$0	\$0	\$639,005	\$595,744	\$43,261	\$0
		STP_FLX_ST		\$6,066,744	\$204,020	\$0	\$0	\$0	\$0	\$6,270,764	\$5,846,233	\$424,531	\$0
		ST_CONCPT_D1		\$15,000	\$0	\$0	\$0	\$0	\$0	\$15,000	\$0	\$15,000	\$0
		ST_PVMT		\$442,288	\$105,513	\$0	\$0	\$0	\$0	\$547,800	\$0	\$547,800	\$0
		Total		\$13,647,260	\$309,532	\$0	\$0	\$0	\$0	\$13,956,792	\$12,603,882	\$1,352,911	\$0
S	13717	2017 ASSET MANAGEMENT PROGRAM											
		LOCAL_GOV		\$167,795	\$32,205	\$0	\$0	\$0	\$0	\$200,000	\$0	\$0	\$200,000
		NHPP_IM		\$500,000	\$0	\$0	\$0	\$0	\$0	\$500,000	\$470,900	\$29,100	\$0
		STP_BRIDGE		\$1,100,000	\$0	\$0	\$0	\$0	\$0	\$1,100,000	\$1,025,530	\$74,470	\$0
		STP_FLX_ST		\$1,882,678	\$0	\$0	\$0	\$0	\$0	\$1,882,678	\$1,755,221	\$127,457	\$0
		ST_CODE_ONE		\$71	\$14,929	\$0	\$0	\$0	\$0	\$15,000	\$0	\$15,000	\$0
		Total		\$3,650,543	\$47,135	\$0	\$0	\$0	\$0	\$3,697,678	\$3,251,651	\$246,027	\$200,000
S	13770	2017 LOW VOLUME REHABILITATION (PURPLE BOOK) PROGRAM											
		Total		\$0	\$0	\$0	\$0	\$0	\$0	\$0	\$0	\$0	\$0
S	13771	2018 LOW VOLUME REHABILITATION (PURPLE BOOK) PROGRAM											
		NHPP_NHS		\$0	\$2,318	\$0	\$0	\$0	\$0	\$2,318	\$2,161	\$157	\$0
		STP_FLX_ST		\$0	\$4,031	\$0	\$0	\$0	\$0	\$4,031	\$3,758	\$273	\$0
		ST_PVMT		\$0	\$400,001	\$0	\$0	\$0	\$0	\$400,001	\$0	\$400,001	\$0
		ST_PVMT_LV2		\$12,900,876	\$1,079,966	\$0	\$0	\$0	\$0	\$13,980,842	\$0	\$13,980,842	\$0
		Total		\$12,900,876	\$1,486,316	\$0	\$0	\$0	\$0	\$14,387,192	\$5,919	\$14,381,273	\$0
S	13952	2019 HIGH VOLUME PAVEMENT PRESERVATION (OB) PROGRAM											
		EM_RPF1@93.2		\$993,832	\$0	\$0	\$0	\$0	\$0	\$993,832	\$926,549	\$67,282	\$0
		EQ_BONUS(MG)		\$1,158,714	\$0	\$0	\$0	\$0	\$0	\$1,158,714	\$1,080,269	\$78,445	\$0
		HSIP		\$2,505,000	\$0	\$0	\$0	\$0	\$0	\$2,505,000	\$2,335,412	\$169,589	\$0
		NHPP_IM		\$10,329,966	\$43,546	\$0	\$0	\$0	\$0	\$10,373,512	\$9,769,773	\$603,738	\$0
		NHPP_NHS		\$5,729,236	\$312,818	\$0	\$0	\$0	\$0	\$6,042,055	\$5,633,007	\$409,047	\$0
		STP_FLX_ST		\$36,614,973	\$319,047	\$0	\$0	\$0	\$0	\$36,934,020	\$34,433,587	\$2,500,433	\$0
		ST_CONT_R1		\$250,000	\$0	\$0	\$0	\$0	\$0	\$250,000	\$0	\$250,000	\$0
		ST_SPOT_MNT		\$47,783	\$183,717	\$0	\$0	\$0	\$0	\$231,500	\$0	\$231,500	\$0
		ST_TRANS_SOL		\$36,795	\$143,205	\$0	\$0	\$0	\$0	\$180,000	\$0	\$180,000	\$0
		Total		\$57,666,298	\$1,002,333	\$0	\$0	\$0	\$0	\$58,668,632	\$54,178,597	\$4,490,034	\$0



DRAFT

DRAFT STIP

UDOT electronic Program Management

Statewide Transportation Improvement Program



STIP 2021-2026

Report Run on: Aug 31, 2020, 12:23 P.M.

epm345_stip_report (Rev 1716)

Region	PIN	Program Description	Fund	Prior	2021	2022	2023	2024	CD	Total	Fed Aid	State	Other
County Programs													
S	13953	2019 HIGH VOLUME PAVEMENT REHABILITATION (PB) PROGRAM											
		EM_RPF1@93.2		\$2,596,513	\$0	\$0	\$0	\$0	\$0	\$2,596,513	\$2,420,729	\$175,784	\$0
		EM_RPF9@93.2		\$27,237	\$0	\$0	\$0	\$0	\$0	\$27,237	\$25,393	\$1,844	\$0
		EM_RPS9@93.2		\$53	\$0	\$0	\$0	\$0	\$0	\$53	\$49	\$4	\$0
		HSIP		\$300,000	\$0	\$0	\$0	\$0	\$0	\$300,000	\$279,690	\$20,310	\$0
		L_BETTERMENT		\$137,150	\$22,187	\$0	\$0	\$0	\$0	\$159,337	\$0	\$0	\$159,337
		NHPP_IM		\$150,000	\$0	\$0	\$0	\$0	\$0	\$150,000	\$141,270	\$8,730	\$0
		NHPP_NHS		\$9,834,338	\$0	\$0	\$0	\$0	\$0	\$9,834,338	\$9,168,553	\$665,785	\$0
		R/H_HZ_ELM90		\$100,000	\$0	\$0	\$0	\$0	\$0	\$100,000	\$90,000	\$10,000	\$0
		STP_FLX_ST		\$85,881,159	\$1,815,581	\$0	\$0	\$0	\$0	\$87,696,739	\$81,759,670	\$5,937,069	\$0
		STP_HIF_ST		\$1,870,535	\$0	\$0	\$0	\$0	\$0	\$1,870,535	\$1,743,899	\$126,635	\$0
		STP_RURAL		\$11,235,799	\$0	\$0	\$0	\$0	\$0	\$11,235,799	\$10,475,135	\$760,664	\$0
		STP_UB_P/O_U		\$500,000	\$0	\$0	\$0	\$0	\$0	\$500,000	\$466,150	\$33,850	\$0
		ST_CONCPT_D3		\$4,120	\$0	\$0	\$0	\$0	\$0	\$4,120	\$0	\$4,120	\$0
		ST_PVMT		\$12,611	\$90,747	\$0	\$0	\$0	\$0	\$103,358	\$0	\$103,358	\$0
		ST_PVMT_LV2		\$1,408,853	\$1,102,597	\$0	\$0	\$0	\$0	\$2,511,450	\$0	\$2,511,450	\$0
		ST_RET_ROW		\$862,399	\$0	\$0	\$0	\$0	\$0	\$862,399	\$0	\$862,399	\$0
		ST_TRANS_SOL		\$5,413	\$69,587	\$0	\$0	\$0	\$0	\$75,000	\$0	\$75,000	\$0
		Total		\$114,926,178	\$3,100,699	\$0	\$0	\$0	\$0	\$118,026,877	\$106,570,539	\$11,297,001	\$159,337
S	14313	2019 LOW VOLUME PRESERAVTION (ORANGE BOOK) PROGRM											
		ST_PVMT_LV2		\$92,421	\$1,374,456	\$0	\$0	\$0	\$0	\$1,466,877	\$0	\$1,466,877	\$0
		Total		\$92,421	\$1,374,456	\$0	\$0	\$0	\$0	\$1,466,877	\$0	\$1,466,877	\$0
S	14314	2019 LOW VOLUME REHABILITATION (PURPLE BOOK) PROGRAM											
		OTHER_STATE		\$255,733	\$0	\$0	\$0	\$0	\$0	\$255,733	\$0	\$255,733	\$0
		STP_FLX_ST		\$3,563,378	\$0	\$0	\$0	\$0	\$0	\$3,563,378	\$3,322,138	\$241,241	\$0
		STP_HIF_ST		\$2,697,455	\$2,545	\$0	\$0	\$0	\$0	\$2,700,000	\$2,517,210	\$182,790	\$0
		STP_RURAL		\$1,982,478	\$0	\$0	\$0	\$0	\$0	\$1,982,478	\$1,848,264	\$134,214	\$0
		ST_PVMT		\$0	\$80,682	\$0	\$0	\$0	\$0	\$80,682	\$0	\$80,682	\$0
		ST_PVMT_LV2		\$22,252,291	\$5,917,217	\$0	\$0	\$0	\$0	\$28,169,508	\$0	\$28,169,508	\$0
		ST_TRANS_SOL		\$0	\$145,000	\$0	\$0	\$0	\$0	\$145,000	\$0	\$145,000	\$0
		Total		\$30,751,335	\$6,145,444	\$0	\$0	\$0	\$0	\$36,896,779	\$7,687,611	\$29,209,168	\$0
S	14349	2017 BRIDGE MAINTENANCE PROGRAM											
S	14350	2018 BRIDGE MAINTENANCE PROGRAM											
		ST_BRIDGE		\$965,117	\$53,239	\$0	\$0	\$0	\$0	\$1,018,356	\$0	\$1,018,356	\$0
		ST_PVMT		\$300,000	\$160,000	\$0	\$0	\$0	\$0	\$460,000	\$0	\$460,000	\$0
		Total		\$1,265,117	\$213,239	\$0	\$0	\$0	\$0	\$1,478,356	\$0	\$1,478,356	\$0



DRAFT

DRAFT STIP

UDOT electronic Program Management

Statewide Transportation Improvement Program



STIP 2021-2026

Report Run on: Aug 31, 2020, 12:23 P.M.

epm345_stip_report (Rev 1716)

Region	PIN	Program Description	Fund	Prior	2021	2022	2023	2024	CD	Total	Fed Aid	State	Other
County Programs													
S	14351	2019 BRIDGE MAINTENANCE PROGRAM											
		ST_BRIDGE		\$446,403	\$71,597	\$0	\$0	\$0	\$0	\$518,000	\$0	\$518,000	\$0
		ST_TRANS_SOL		\$47,000	\$0	\$0	\$0	\$0	\$0	\$47,000	\$0	\$47,000	\$0
		Total		\$493,403	\$71,597	\$0	\$0	\$0	\$0	\$565,000	\$0	\$565,000	\$0
S	15195	2020 HIGH VOLUME PAVEMENT PRESERVATION (OB) PROGRAM											
		NHPP_IM		\$22,675,728	\$76,007	\$0	\$0	\$0	\$0	\$22,751,735	\$21,427,584	\$1,324,151	\$0
		NHPP_NHS		\$7,004,802	\$820,985	\$0	\$0	\$0	\$0	\$7,825,787	\$7,295,981	\$529,806	\$0
		STP_FLX_ST		\$22,038,000	\$2,200,735	\$0	\$0	\$0	\$0	\$24,238,735	\$22,597,773	\$1,640,962	\$0
		ST_BRIDGE		\$0	\$77,000	\$0	\$0	\$0	\$0	\$77,000	\$0	\$77,000	\$0
		ST_CONCPT_D3		\$2,765	\$0	\$0	\$0	\$0	\$0	\$2,765	\$0	\$2,765	\$0
		ST_INELIGIBL		\$1,607	\$993	\$0	\$0	\$0	\$0	\$2,600	\$0	\$2,600	\$0
		ST_PVMT		\$156,012	\$2,988	\$0	\$0	\$0	\$0	\$159,000	\$0	\$159,000	\$0
		ST_RET_ROW		\$434,384	\$2,282,146	\$0	\$0	\$0	\$0	\$2,716,530	\$0	\$2,716,530	\$0
		Total		\$52,313,297	\$5,460,855	\$0	\$0	\$0	\$0	\$57,774,152	\$51,321,338	\$6,452,814	\$0
S	15196	2020 HIGH VOLUME PAVEMENT REHABILITATION (PB) PROGRAM											
		HSIP		\$413,702	\$3,426,805	\$0	\$0	\$0	\$0	\$3,840,507	\$3,580,505	\$260,002	\$0
		HSIP_100%		\$0	\$1,159,493	\$0	\$0	\$0	\$0	\$1,159,493	\$1,159,493	\$0	\$0
		HSIP_HRRR_SR		\$278,907	\$0	\$0	\$0	\$0	\$0	\$278,907	\$260,025	\$18,882	\$0
		NHPP_IM		\$8,239,797	\$0	\$0	\$0	\$0	\$0	\$8,239,797	\$7,760,241	\$479,556	\$0
		NHPP_NHS		\$15,331,440	\$917,559	\$0	\$0	\$0	\$0	\$16,248,999	\$15,148,942	\$1,100,057	\$0
		STP_FLX_ST		\$63,534,763	\$20,381,057	\$0	\$0	\$0	\$0	\$83,915,820	\$78,234,719	\$5,681,101	\$0
		STP_HIF_ST		\$1,200,000	\$463,405	\$0	\$0	\$0	\$0	\$1,663,405	\$1,550,792	\$112,613	\$0
		STP_RURAL		\$10	\$1,038,990	\$0	\$0	\$0	\$0	\$1,039,000	\$968,660	\$70,340	\$0
		STP_UB_P/O_U		\$1,348,590	\$1,501,410	\$0	\$0	\$0	\$0	\$2,850,000	\$2,657,055	\$192,945	\$0
		ST_PVMT		\$181,251	\$501,005	\$0	\$0	\$0	\$0	\$682,255	\$0	\$682,255	\$0
		ST_RET_ROW		\$51,623	\$1,373,615	\$0	\$0	\$0	\$0	\$1,425,237	\$0	\$1,425,237	\$0
		ST_TIF		\$0	\$200,065	\$0	\$0	\$0	\$0	\$200,065	\$0	\$200,065	\$0
		ST_TIF_PRES		\$0	\$8,340,890	\$0	\$0	\$0	\$0	\$8,340,890	\$0	\$8,340,890	\$0
		ST_TOLL_CR		\$0	\$84,198	\$0	\$0	\$0	\$0	\$84,198	\$0	\$84,198	\$0
		Total		\$90,580,082	\$39,388,491	\$0	\$0	\$0	\$0	\$129,968,574	\$111,320,431	\$18,648,142	\$0
S	15197	2020 LOW VOLUME PAVEMENT PRESERVATION (OB) PROGRAM											
		STP_FLX_ST		\$5,650,000	\$0	\$0	\$0	\$0	\$0	\$5,650,000	\$5,267,495	\$382,505	\$0
		Total		\$5,650,000	\$0	\$0	\$0	\$0	\$0	\$5,650,000	\$5,267,495	\$382,505	\$0



DRAFT

DRAFT STIP

UDOT electronic Program Management

Statewide Transportation Improvement Program



STIP 2021-2026

epm345_stip_report (Rev 1716)

Report Run on: Aug 31, 2020, 12:23 P.M.

Region	PIN	Program Description	Fund	Prior	2021	2022	2023	2024	CD	Total	Fed Aid	State	Other
County Programs													
S	15198	2020 LOW VOLUME PAVEMENT REHABILITATION (PB) PROGRAM											
		STP_FLX_ST		\$11,948,199	\$82,500	\$0	\$0	\$0	\$0	\$12,030,699	\$11,216,220	\$814,478	\$0
		ST_PVMT_LV2		\$50,273	\$3,352,227	\$0	\$0	\$0	\$0	\$3,402,500	\$0	\$3,402,500	\$0
		Total		\$11,998,472	\$3,434,727	\$0	\$0	\$0	\$0	\$15,433,199	\$11,216,220	\$4,216,978	\$0
S	15199	2020 BRIDGE PRESERVATION PROGRAM											
		NHPP_BR		\$0	\$375,000	\$0	\$0	\$0	\$0	\$375,000	\$349,613	\$25,388	\$0
		STP_BRIDGE		\$720,000	\$8,063,552	\$0	\$0	\$0	\$0	\$8,783,552	\$8,188,906	\$594,646	\$0
		ST_BRIDGE		\$43,706	\$4,579,155	\$0	\$0	\$0	\$0	\$4,622,861	\$0	\$4,622,861	\$0
		Total		\$763,706	\$13,017,707	\$0	\$0	\$0	\$0	\$13,781,413	\$8,538,518	\$5,242,895	\$0
S	15200	2020 BRIDGE MAINTENANCE PROGRAM											
		ST_BRIDGE		\$79,473	\$440,909	\$0	\$0	\$0	\$0	\$520,381	\$0	\$520,381	\$0
S	16193	2023 HIGH VOLUME PAVEMENT PROGRAM											
		NHPP_IM		\$0	\$0	\$0	\$32,000,000	\$0	\$0	\$32,000,000	\$30,137,600	\$1,862,400	\$0
		NHPP_NHS		\$0	\$0	\$0	\$64,000,000	\$0	\$0	\$64,000,000	\$59,667,200	\$4,332,800	\$0
		STP_FLX_ST		\$0	\$0	\$0	\$65,500,000	\$0	\$0	\$65,500,000	\$61,065,650	\$4,434,350	\$0
		Total		\$0	\$0	\$0	\$161,500,000	\$0	\$0	\$161,500,000	\$150,870,450	\$10,629,550	\$0
S	16194	2021 ((HIGH VOLUME)) PAVEMENT PROGRAM											
		CMAQ_WFRC		\$225,000	\$86,500	\$0	\$0	\$0	\$0	\$311,500	\$290,411	\$21,089	\$0
		HSIP		\$326,000	\$3,305,000	\$0	\$0	\$0	\$0	\$3,631,000	\$3,385,181	\$245,819	\$0
		NHPP_BR		\$140,000	\$150,000	\$0	\$0	\$0	\$0	\$290,000	\$270,367	\$19,633	\$0
		NHPP_IM		\$1,681,597	\$46,271,073	\$0	\$0	\$0	\$0	\$47,952,670	\$45,161,825	\$2,790,845	\$0
		NHPP_NHS		\$2,093,225	\$53,284,088	\$0	\$0	\$0	\$0	\$55,377,312	\$51,628,268	\$3,749,044	\$0
		STP_BRIDGE		\$0	\$590,000	\$0	\$0	\$0	\$0	\$590,000	\$550,057	\$39,943	\$0
		STP_FLX_ST		\$3,771,703	\$62,219,841	\$5,050,000	\$0	\$0	\$0	\$71,041,544	\$66,232,031	\$4,809,513	\$0
		STP_RURAL		\$0	\$343,204	\$0	\$0	\$0	\$0	\$343,204	\$319,969	\$23,235	\$0
		ST_PVMT		\$350,652	\$200,000	\$0	\$0	\$0	\$0	\$550,652	\$0	\$550,652	\$0
		ST_PVMT_LV2		\$3,249,584	\$490,416	\$0	\$0	\$0	\$0	\$3,740,000	\$0	\$3,740,000	\$0
		ST_TIF_PRES		\$0	\$9,031,065	\$0	\$0	\$0	\$0	\$9,031,065	\$0	\$9,031,065	\$0
		Total		\$11,837,760	\$175,971,187	\$5,050,000	\$0	\$0	\$0	\$192,858,947	\$167,838,110	\$25,020,837	\$0
S	16195	2023 LOW VOLUME PAVEMENT PROGRAM											
		ST_PVMT_LV2		\$0	\$0	\$0	\$40,000,000	\$0	\$0	\$40,000,000	\$0	\$40,000,000	\$0



DRAFT

DRAFT STIP

UDOT electronic Program Management

Statewide Transportation Improvement Program



STIP 2021-2026

epm345_stip_report (Rev 1716)

Report Run on: Aug 31, 2020, 12:23 P.M.

Region	PIN	Program Description	Fund	Prior	2021	2022	2023	2024	CD	Total	Fed Aid	State	Other
County Programs													
S	16196	2021 ((LOW VOLUME)) PAVEMENT PROGRAM											
		L_BETTERMENT		\$0	\$60,000	\$0	\$0	\$0	\$0	\$60,000	\$0	\$0	\$60,000
		STP_FLX_ST		\$721,659	\$12,623,341	\$0	\$0	\$0	\$0	\$13,345,000	\$12,441,544	\$903,457	\$0
		STP_HIF_RURL		\$0	\$1,058,431	\$0	\$0	\$0	\$0	\$1,058,431	\$986,775	\$71,656	\$0
		STP_RURAL		\$0	\$3,105,801	\$0	\$0	\$0	\$0	\$3,105,801	\$2,895,539	\$210,263	\$0
		ST_PVMT_LV2		\$26,851	\$27,094,581	\$0	\$0	\$0	\$0	\$27,121,432	\$0	\$27,121,432	\$0
		ST_T&S_FUND		\$0	\$4,500	\$0	\$0	\$0	\$0	\$4,500	\$0	\$4,500	\$0
		Total		\$748,510	\$43,946,654	\$0	\$0	\$0	\$0	\$44,695,164	\$16,323,857	\$28,311,307	\$60,000
S	16197	2021 BRIDGE PRESERVATION PROGRAM											
		NHPP_BR		\$0	\$4,784,025	\$0	\$0	\$0	\$0	\$4,784,025	\$4,460,147	\$323,878	\$0
		STP_BRIDGE		\$0	\$300,000	\$0	\$0	\$0	\$0	\$300,000	\$279,690	\$20,310	\$0
		ST_BRIDGE		\$17,345	\$9,582,655	\$0	\$0	\$0	\$0	\$9,600,000	\$0	\$9,600,000	\$0
		Total		\$17,345	\$14,666,680	\$0	\$0	\$0	\$0	\$14,684,025	\$4,739,837	\$9,944,188	\$0
S	16198	2021 BRIDGE MAINTENANCE PROGRAM											
		ST_BRIDGE		\$0	\$500,000	\$0	\$0	\$0	\$0	\$500,000	\$0	\$500,000	\$0
S	16780	STATEWIDE TRANSPORTATION SOLUTIONS PROGRAM											
		NHPP_IM		\$0	\$3,019,223	\$0	\$0	\$0	\$0	\$3,019,223	\$2,843,504	\$175,719	\$0
		NHPP_NHS		\$0	\$1,800,000	\$0	\$0	\$0	\$0	\$1,800,000	\$1,678,140	\$121,860	\$0
		STP_FLX_ST		\$2,000,000	\$11,967,055	\$0	\$0	\$0	\$0	\$13,967,055	\$13,021,485	\$945,570	\$0
		ST_CONST		\$1,772,072	\$1,227,928	\$0	\$0	\$0	\$0	\$3,000,000	\$0	\$3,000,000	\$0
		ST_CONT_PG		\$0	\$0	\$0	\$0	\$0	\$0	\$0	\$0	\$0	\$0
		ST_PVMT_LV2		\$0	\$2,075,000	\$0	\$0	\$0	\$0	\$2,075,000	\$0	\$2,075,000	\$0
		ST_RET_ROW_S		\$0	\$19,100,000	\$0	\$0	\$0	\$0	\$19,100,000	\$0	\$19,100,000	\$0
		ST_TRANS_SOL		\$2,439,591	\$28,510,409	\$0	\$0	\$0	\$0	\$30,950,000	\$0	\$30,950,000	\$0
		Total		\$6,211,663	\$67,699,614	\$0	\$0	\$0	\$0	\$73,911,277	\$17,543,129	\$56,368,148	\$0
S	16885	2022 HIGH VOLUME PAVEMENT PROGRAM											
		NHPP_IM		\$0	\$0	\$32,000,000	\$0	\$0	\$0	\$32,000,000	\$30,137,600	\$1,862,400	\$0
		NHPP_NHS		\$0	\$0	\$64,000,000	\$0	\$0	\$0	\$64,000,000	\$59,667,200	\$4,332,800	\$0
		STP_FLX_ST		\$0	\$0	\$65,500,000	\$0	\$0	\$0	\$65,500,000	\$61,065,650	\$4,434,350	\$0
		Total		\$0	\$0	\$161,500,000	\$0	\$0	\$0	\$161,500,000	\$150,870,450	\$10,629,550	\$0
S	16886	2022 LOW VOLUME PAVEMENT PROGRAM											
		STP_RURAL		\$0	\$214,523	\$1,930,709	\$0	\$0	\$0	\$2,145,232	\$2,000,000	\$145,232	\$0
		ST_PVMT_LV2		\$0	\$0	\$38,470,000	\$0	\$0	\$0	\$38,470,000	\$0	\$38,470,000	\$0
		Total		\$0	\$214,523	\$40,400,709	\$0	\$0	\$0	\$40,615,232	\$2,000,000	\$38,615,232	\$0



DRAFT

DRAFT STIP

UDOT electronic Program Management

Statewide Transportation Improvement Program



STIP 2021-2026

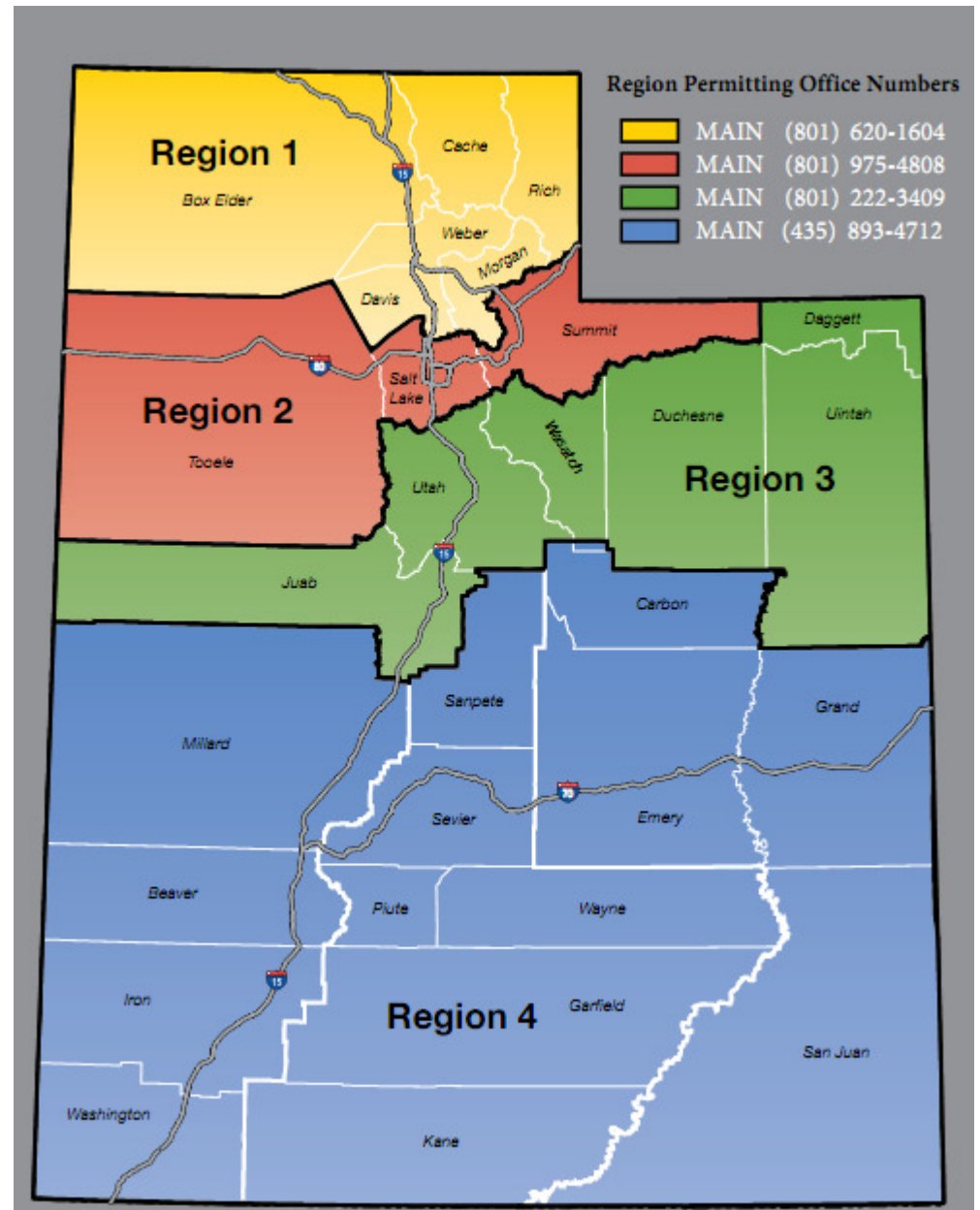
epm345_stip_report (Rev 1716)

Report Run on: Aug 31, 2020, 12:23 P.M.

Region	PIN	Program Description	Fund	Prior	2021	2022	2023	2024	CD	Total	Fed Aid	State	Other
County Programs													
S	16887	2022 BRIDGE PRESERVATION PROGRAM											
		NHPP_BR		\$0	\$0	\$15,000,000	\$0	\$0	\$0	\$15,000,000	\$13,984,500	\$1,015,500	\$0
		STP_BRIDGE		\$0	\$0	\$7,000,000	\$0	\$0	\$0	\$7,000,000	\$6,526,100	\$473,900	\$0
		ST_BRIDGE		\$0	\$0	\$0	\$7,000,000	\$0	\$0	\$7,000,000	\$0	\$7,000,000	\$0
		Total		\$0	\$0	\$22,000,000	\$7,000,000	\$0	\$0	\$29,000,000	\$20,510,600	\$8,489,400	\$0
S	17359	2022 BRIDGE MAINTENANCE PROGRAM											
		ST_BRIDGE		\$0	\$0	\$500,000	\$0	\$0	\$0	\$500,000	\$0	\$500,000	\$0
S	17784	STORMWATER MITIGATION - STATEWIDE											
		ST_TSP_MS4		\$3,768,409	\$32,931,591	\$0	\$0	\$0	\$0	\$36,700,000	\$0	\$36,700,000	\$0
		Total		\$3,768,409	\$32,931,591	\$0	\$0	\$0	\$0	\$36,700,000	\$0	\$36,700,000	\$0
S	18259	2023 BRIDGE PRESERVATION PROGRAM											
		NHPP_BR		\$0	\$0	\$0	\$5,000,000	\$0	\$0	\$5,000,000	\$4,661,500	\$338,500	\$0
		STP_BRIDGE		\$0	\$0	\$0	\$5,000,000	\$0	\$0	\$5,000,000	\$4,661,500	\$338,500	\$0
		ST_BRIDGE		\$0	\$0	\$0	\$1,500,000	\$0	\$0	\$1,500,000	\$0	\$1,500,000	\$0
		Total		\$0	\$0	\$0	\$11,500,000	\$0	\$0	\$11,500,000	\$9,323,000	\$2,177,000	\$0
S	18260	2023 BRIDGE MAINTENANCE PROGRAM											
		ST_BRIDGE		\$0	\$0	\$0	\$500,000	\$0	\$0	\$500,000	\$0	\$500,000	\$0
S	18866	FY 2020 EMERGENCY EARTHQUAKE BRIDGE INSPECTION & REPAIR											
		STP_BRIDGE		\$0	\$2,250,000	\$0	\$0	\$0	\$0	\$2,250,000	\$2,097,675	\$152,325	\$0
		Total		\$0	\$2,250,000	\$0	\$0	\$0	\$0	\$2,250,000	\$2,097,675	\$152,325	\$0

Region & County

Many of these projects will reside within the Wasatch Front Regional Council (WFRC) area but all projects are listed in the TIP for reference and program management.





DRAFT

DRAFT STIP

UDOT electronic Program Management Statewide Transportation Improvement Program



STIP 2021-2026

epm345_stip_report (Rev 1716)

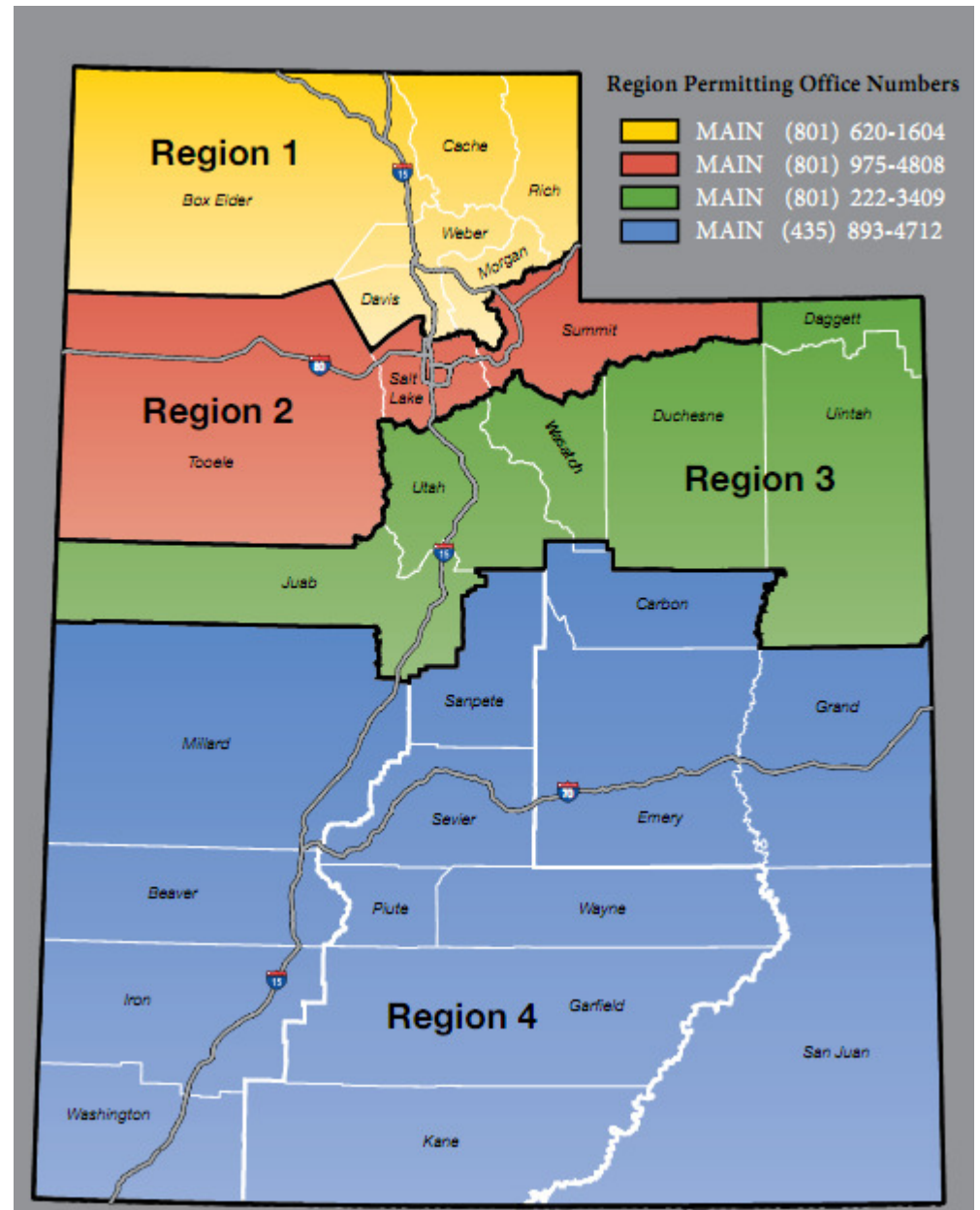
Report Run on: Aug 31, 2020, 12:23 P.M.

Region	PIN	Program Description	Fund	Prior	2021	2022	2023	2024	CD	Total	Fed Aid	State	Other
Region County Programs													
1	5981	REGION ONE COMMUTER LINK PROGRAM											
		CMAQ_PM2.5		\$0	\$0	\$525,000	\$0	\$0	\$0	\$525,000	\$489,458	\$35,543	\$0
		CMAQ_WFRC		\$7,743,001	\$3,470,913	\$0	\$0	\$0	\$0	\$11,213,914	\$10,454,732	\$759,182	\$0
		STP_FLX_ST		\$315,025	\$42,603	\$0	\$0	\$0	\$0	\$357,628	\$333,416	\$24,211	\$0
		ST_ATMS		\$0	\$413	\$0	\$0	\$0	\$0	\$413	\$0	\$413	\$0
		Total		\$8,058,026	\$3,513,928	\$525,000	\$0	\$0	\$0	\$12,096,954	\$11,277,606	\$819,349	\$0
2	5996	ITS - REGION TWO COMMUTER LINK											
		CMAQ_PM2.5		\$739,907	\$0	\$0	\$0	\$0	\$0	\$739,907	\$689,815	\$50,092	\$0
		CMAQ_TOOELE		\$306,069	\$0	\$0	\$0	\$0	\$0	\$306,069	\$285,348	\$20,721	\$0
		CMAQ_WFRC		\$6,074,638	\$1,327,928	\$0	\$0	\$0	\$1,072,800	\$8,475,367	\$7,901,584	\$573,782	\$0
		FA_SHRP2		\$188,408	\$0	\$0	\$0	\$0	\$0	\$188,408	\$188,408	\$0	\$0
		HSIP		\$50,000	\$0	\$0	\$0	\$0	\$0	\$50,000	\$46,615	\$3,385	\$0
		ST_ATMS		\$459,931	\$0	\$0	\$0	\$0	\$0	\$459,931	\$0	\$459,931	\$0
		Total		\$7,818,953	\$1,327,928	\$0	\$0	\$0	\$1,072,800	\$10,219,681	\$9,111,771	\$1,107,911	\$0
3	5999	REGION THREE COMMUTER LINK - EXPANSION HARDWARE											
		CMAQ_MAG		\$406,000	\$78,159	\$0	\$0	\$0	\$0	\$484,159	\$451,382	\$32,778	\$0
		ST_ATMS		\$113,360	\$58,640	\$0	\$0	\$0	\$0	\$172,000	\$0	\$172,000	\$0
		Total		\$519,360	\$136,800	\$0	\$0	\$0	\$0	\$656,159	\$451,382	\$204,778	\$0

Statewide

Projects that are included in programs often cross city and county lines and as a result, frequently include projects within the boundaries of one or more of the Metropolitan Planning Organizations (MPO).

The “Statewide County Projects” will identify projects and programs in each of the UDOT Regions across the state, but for programming and information are listed all together.





DRAFT
DRAFT STIP

UDOT electronic Program Management Statewide Transportation Improvement Program



STIP 2021-2026

epm345_stip_report (Rev 1716)

Report Run on: Aug 31, 2020, 12:23 P.M.

Region	PIN	Program Description	Fund	Prior	2021	2022	2023	2024	CD	Total	Fed Aid	State	Other
Statewide County Programs													
9	5954	STATEWIDE ITS EXPANSION PROGRAM											
		NHPP_IM		\$1,200,000	\$0	\$0	\$0	\$0	\$0	\$1,200,000	\$1,130,160	\$69,840	\$0
		OTHER		\$353,083	\$0	\$0	\$0	\$0	\$0	\$353,083	\$0	\$0	\$353,083
		STP_FLX_ST		\$800,000	\$2,700,000	\$0	\$0	\$0	\$0	\$3,500,000	\$3,263,050	\$236,950	\$0
		ST_APPROP		\$845	\$0	\$0	\$0	\$0	\$0	\$845	\$0	\$845	\$0
		ST_ATMS		\$9,101,598	\$795,703	\$0	\$0	\$0	\$0	\$9,897,301	\$0	\$9,897,301	\$0
		ST_ATMS_AM		\$7,230,516	\$1,019,753	\$0	\$0	\$0	\$0	\$8,250,269	\$0	\$8,250,269	\$0
		ST_CAV		\$20,738	\$49,262	\$0	\$0	\$0	\$0	\$70,000	\$0	\$70,000	\$0
		ST_CONT_R2		\$64,911	\$89	\$0	\$0	\$0	\$0	\$65,000	\$0	\$65,000	\$0
		ST_ITS		\$0	\$115,000	\$0	\$0	\$0	\$0	\$115,000	\$0	\$115,000	\$0
		ST_LIGHTING		\$41,466	\$38,534	\$0	\$0	\$0	\$0	\$80,000	\$0	\$80,000	\$0
		ST_SIGNL_M&O		\$0	\$125,000	\$0	\$0	\$0	\$0	\$125,000	\$0	\$125,000	\$0
		ST_TRANS_SOL		\$9,784	\$2,190,216	\$0	\$0	\$0	\$0	\$2,200,000	\$0	\$2,200,000	\$0
		Total		\$18,822,941	\$7,033,557	\$0	\$0	\$0	\$0	\$25,856,498	\$4,393,210	\$21,110,205	\$353,083
B	6019	HIGHWAY SAFETY IMPROVEMENT PROGRAM - (HSIP)											
		CMAQ_MAG		\$1,275,000	\$0	\$0	\$0	\$0	\$0	\$1,275,000	\$1,188,683	\$86,318	\$0
		EM_RPF1@93.2		\$2,187,759	\$0	\$0	\$0	\$0	\$0	\$2,187,759	\$2,039,648	\$148,111	\$0
		HSIP		\$46,456,580	\$15,470,795	\$21,379,018	\$0	\$0	\$0	\$83,306,393	\$77,666,550	\$5,623,752	\$16,091
		HSIP_100%		\$256,546	\$0	\$0	\$0	\$0	\$0	\$256,546	\$256,546	\$0	\$0
		HSIP_HRRR		\$62,378	\$106,637	\$0	\$0	\$0	\$0	\$169,016	\$157,573	\$11,442	\$0
		HSIP_HRRR_SR		\$978,903	\$2,126,049	\$0	\$0	\$0	\$0	\$3,104,952	\$2,894,747	\$210,205	\$0
		LOCAL_GOV		\$0	\$1,456,000	\$0	\$0	\$0	\$0	\$1,456,000	\$0	\$0	\$1,456,000
		L_BETTERMENT		\$93	\$0	\$0	\$0	\$0	\$0	\$93	\$0	\$0	\$93
		SEC154_HSIP		\$2,048,381	\$0	\$0	\$0	\$0	\$0	\$2,048,381	\$1,909,705	\$138,675	\$0
		SEC164_HSIP		\$1,350,564	\$7,467	\$0	\$0	\$0	\$0	\$1,358,031	\$1,266,093	\$91,874	\$65
		STP_BRIDGE		\$442,300	\$0	\$0	\$0	\$0	\$0	\$442,300	\$412,356	\$29,944	\$0
		STP_FLX_ST		\$2,424,575	\$0	\$0	\$0	\$0	\$0	\$2,424,575	\$2,260,431	\$164,144	\$0
		STP_UB_P/O_U		\$225,000	\$1	\$0	\$0	\$0	\$0	\$225,001	\$209,768	\$15,233	\$0
		ST_PVMT		\$0	\$127	\$0	\$0	\$0	\$0	\$127	\$0	\$127	\$0
		ST_SIGNALS		\$25,000	\$0	\$0	\$0	\$0	\$0	\$25,000	\$0	\$25,000	\$0
		ST_SPOT_SFTY		\$45,222	\$0	\$0	\$0	\$0	\$0	\$45,222	\$0	\$45,222	\$0
		ST_TOLL_CR		\$18,629	\$0	\$0	\$0	\$0	\$0	\$18,629	\$0	\$18,629	\$0
		Total		\$57,796,931	\$19,167,076	\$21,379,018	\$0	\$0	\$0	\$98,343,025	\$90,262,101	\$6,608,676	\$1,472,249
S	5775	STATEWIDE SPOT SAFETY IMPROVEMENT PROGRAM											
		ST_SPOT_SFTY		\$571,047	\$5,298	\$0	\$0	\$0	\$0	\$576,345	\$0	\$576,345	\$0
		ST_T&S_FUND		\$118,469	\$297,928	\$0	\$0	\$0	\$0	\$416,398	\$0	\$416,398	\$0
		Total		\$689,516	\$303,226	\$0	\$0	\$0	\$0	\$992,742	\$0	\$992,742	\$0



DRAFT

DRAFT STIP

UDOT electronic Program Management

Statewide Transportation Improvement Program



STIP 2021-2026

epm345_stip_report (Rev 1716)

Report Run on: Aug 31, 2020, 12:23 P.M.

Region	PIN	Program Description	Fund	Prior	2021	2022	2023	2024	CD	Total	Fed Aid	State	Other
Statewide County Programs													
S	5925	2007- 2009 STATEWIDE CORRIDOR STUDIES / CEVP PROGRAM											
		ST_CORR_C EVP		\$0	\$350,068	\$0	\$0	\$0	\$0	\$350,068	\$0	\$350,068	\$0
		ST_GF_OTHER		\$0	\$9,609	\$0	\$0	\$0	\$0	\$9,609	\$0	\$9,609	\$0
		Total		\$0	\$359,677	\$0	\$0	\$0	\$0	\$359,677	\$0	\$359,677	\$0
S	5928	2009 PAVEMENT PRESERVATION PROGRAM											
		L_BETTERMENT		\$43,900	\$0	\$0	\$0	\$0	\$0	\$43,900	\$0	\$0	\$43,900
		STP_FLX_ST		\$250,000	\$0	\$0	\$0	\$0	\$0	\$250,000	\$233,075	\$16,925	\$0
		ST_BRIDGE		\$500,000	\$0	\$0	\$0	\$0	\$0	\$500,000	\$0	\$500,000	\$0
		ST_PVMT		\$957,985	\$0	\$0	\$0	\$0	\$0	\$957,985	\$0	\$957,985	\$0
		Total		\$1,751,885	\$0	\$0	\$0	\$0	\$0	\$1,751,885	\$233,075	\$1,474,910	\$43,900
S	5930	STATEWIDE MAINTENANCE SPOT IMPROVEMENTS PROGRAM											
		ST_APPROP		\$1,105	\$0	\$0	\$0	\$0	\$0	\$1,105	\$0	\$1,105	\$0
		ST_ATMS		\$80,000	\$0	\$0	\$0	\$0	\$0	\$80,000	\$0	\$80,000	\$0
		ST_PVMT		\$0	\$30,000	\$0	\$0	\$0	\$0	\$30,000	\$0	\$30,000	\$0
		ST_SPOT_MNT		\$425,268	\$383,817	\$0	\$0	\$0	\$0	\$809,084	\$0	\$809,084	\$0
		ST_T&S_FUND		\$8,383	\$11,617	\$0	\$0	\$0	\$0	\$20,000	\$0	\$20,000	\$0
		Total		\$514,755	\$425,434	\$0	\$0	\$0	\$0	\$940,189	\$0	\$940,189	\$0
S	5947	STATEWIDE SAFE SIDEWALK & ADA INSTALLATION PROGRAM											
		L_PASS_MATCH		\$0	\$706,294	\$0	\$0	\$0	\$0	\$706,294	\$0	\$0	\$706,294
		ST_ADA_RAMPS		\$0	\$23,671	\$0	\$0	\$0	\$0	\$23,671	\$0	\$23,671	\$0
		ST_CONT_R1		\$0	\$83,900	\$0	\$0	\$0	\$0	\$83,900	\$0	\$83,900	\$0
		ST_LIGHTING		\$6,000	\$0	\$0	\$0	\$0	\$0	\$6,000	\$0	\$6,000	\$0
		ST_SAFE_SIDE		\$894,207	\$1,623,276	\$0	\$0	\$0	\$0	\$2,517,483	\$0	\$2,517,483	\$0
		Total		\$900,207	\$2,437,140	\$0	\$0	\$0	\$0	\$3,337,347	\$0	\$2,631,053	\$706,294



DRAFT

DRAFT STIP

UDOT electronic Program Management

Statewide Transportation Improvement Program



STIP 2021-2026

Report Run on: Aug 31, 2020, 12:23 P.M.

epm345_stip_report (Rev 1716)

Region	PIN	Program Description	Fund	Prior	2021	2022	2023	2024	CD	Total	Fed Aid	State	Other
Statewide County Programs													
S	5952	STATEWIDE TRAFFIC SIGNALS NEW CONSTRUCTION											
		LOCAL_GOV		\$3,536	\$250,114	\$0	\$0	\$0	\$0	\$253,650	\$0	\$0	\$253,650
		L_BETTERMENT		\$355,714	\$31,111	\$0	\$0	\$0	\$0	\$386,825	\$0	\$0	\$386,825
		ST_APPROP		\$21,729	\$0	\$0	\$0	\$0	\$0	\$21,729	\$0	\$21,729	\$0
		ST_CONT_R2		\$42,500	\$43,500	\$0	\$0	\$0	\$0	\$86,000	\$0	\$86,000	\$0
		ST_CONT_R3		\$0	\$355,000	\$0	\$0	\$0	\$0	\$355,000	\$0	\$355,000	\$0
		ST_CONT_R4		\$21,000	\$0	\$0	\$0	\$0	\$0	\$21,000	\$0	\$21,000	\$0
		ST_EXCH_MAG		\$0	\$25,000	\$0	\$0	\$0	\$0	\$25,000	\$0	\$25,000	\$0
		ST_ITS		\$0	\$65,000	\$0	\$0	\$0	\$0	\$65,000	\$0	\$65,000	\$0
		ST_PVMT		\$73,211	\$260,622	\$0	\$0	\$0	\$0	\$333,833	\$0	\$333,833	\$0
		ST_PVMT_LV2		\$0	\$800,000	\$0	\$0	\$0	\$0	\$800,000	\$0	\$800,000	\$0
		ST_SAFE_SIDE		\$0	\$25,000	\$0	\$0	\$0	\$0	\$25,000	\$0	\$25,000	\$0
		ST_SIGNALS		\$17,305,110	\$17,802,953	\$0	\$0	\$0	\$0	\$35,108,063	\$0	\$35,108,063	\$0
		ST_SIGNL_M&O		\$3,085,930	\$5,144,070	\$0	\$0	\$0	\$0	\$8,230,000	\$0	\$8,230,000	\$0
		ST_SPOT_MNT		\$60,000	\$0	\$0	\$0	\$0	\$0	\$60,000	\$0	\$60,000	\$0
		ST_TRANS_SOL		\$931,316	\$360,000	\$0	\$0	\$0	\$0	\$1,291,316	\$0	\$1,291,316	\$0
		Total		\$21,900,046	\$25,162,369	\$0	\$0	\$0	\$0	\$47,062,416	\$0	\$46,421,941	\$640,475
S	6025	NATIONAL RECREATIONAL TRAILS PROGRAM											
		NRT		\$0	\$4,816,360	\$0	\$0	\$0	\$0	\$4,816,360	\$4,816,360	\$0	\$0
		ST_MATCH		\$0	\$8,289,874	\$0	\$0	\$0	\$0	\$8,289,874	\$0	\$8,289,874	\$0
		Total		\$0	\$13,106,234	\$0	\$0	\$0	\$0	\$13,106,234	\$4,816,360	\$8,289,874	\$0
S	6026	HIGH RISK RURAL ROADS PROGRAM - (HRRR)											
		HSIP		\$563,577	\$0	\$0	\$0	\$0	\$0	\$563,577	\$525,423	\$38,154	\$0
		HSIP_HRRR_SR		\$1,553,717	\$0	\$0	\$0	\$0	\$0	\$1,553,717	\$1,448,530	\$105,187	\$0
		Total		\$2,117,294	\$0	\$0	\$0	\$0	\$0	\$2,117,294	\$1,973,953	\$143,341	\$0
S	6061	STATEWIDE BARRIER TREATMENTS											
		ST_BARRIER		\$101,745	\$48,255	\$0	\$0	\$0	\$0	\$150,000	\$0	\$150,000	\$0
		Total		\$101,745	\$48,255	\$0	\$0	\$0	\$0	\$150,000	\$0	\$150,000	\$0



DRAFT

DRAFT STIP

UDOT electronic Program Management

Statewide Transportation Improvement Program



STIP 2021-2026

epm345_stip_report (Rev 1716)

Report Run on: Aug 31, 2020, 12:23 P.M.

Region	PIN	Program Description	Fund	Prior	2021	2022	2023	2024	CD	Total	Fed Aid	State	Other
Statewide County Programs													
S	6064	RAILROAD CROSSING PROGRAM											
		CMAQ_MAG		\$0	\$706,000	\$0	\$0	\$0	\$0	\$706,000	\$658,204	\$47,796	\$0
		LOCAL_GOV		\$0	\$160,990	\$0	\$0	\$0	\$0	\$160,990	\$0	\$0	\$160,990
		R/H_DEVIC90S		\$3,842,176	\$1,208,892	\$967,000	\$1,030,000	\$0	\$0	\$7,048,068	\$6,343,261	\$704,807	\$0
		R/H_DEVICES1		\$369,000	\$0	\$0	\$0	\$0	\$0	\$369,000	\$369,000	\$0	\$0
		R/H_DEVICES90		\$2,199,349	\$0	\$0	\$0	\$0	\$0	\$2,199,349	\$1,979,414	\$219,935	\$0
		R/H_HZ_EL90S		\$3,258,195	\$1,176,700	\$967,000	\$1,030,000	\$0	\$0	\$6,431,895	\$5,788,706	\$643,190	\$0
		R/H_HZ_ELM90		\$2,364,178	\$1,000	\$0	\$0	\$0	\$0	\$2,365,178	\$2,128,661	\$236,518	\$0
		ST_CONT_R3		\$0	\$200,000	\$0	\$0	\$0	\$0	\$200,000	\$0	\$200,000	\$0
		ST_MATCH		\$0	\$41,000	\$0	\$0	\$0	\$0	\$41,000	\$0	\$41,000	\$0
		ST_PVMT		\$26,016	\$73,984	\$0	\$0	\$0	\$0	\$100,000	\$0	\$100,000	\$0
		Total		\$12,058,913	\$3,568,567	\$1,934,000	\$2,060,000	\$0	\$0	\$19,621,480	\$17,267,245	\$2,193,245	\$160,990
S	6129	STATEWIDE SMALL AREA LIGHTING											
		ST_LIGHTING		\$299,213	\$111,986	\$0	\$0	\$0	\$0	\$411,199	\$0	\$411,199	\$0
		Total		\$299,213	\$111,986	\$0	\$0	\$0	\$0	\$411,199	\$0	\$411,199	\$0
S	6212	STATEWIDE SAFE ROUTES TO SCHOOL PROGRAM											
		LOCAL_GOV		\$0	\$50,000	\$0	\$0	\$0	\$0	\$50,000	\$0	\$0	\$50,000
		L_BETTERMENT		\$3,782	\$1,049	\$0	\$0	\$0	\$0	\$4,831	\$0	\$0	\$4,831
		ST_CONT_R1		\$36,000	\$0	\$0	\$0	\$0	\$0	\$36,000	\$0	\$36,000	\$0
		ST_CONT_R2		\$36,000	\$0	\$0	\$0	\$0	\$0	\$36,000	\$0	\$36,000	\$0
		ST_CONT_R3		\$30,000	\$0	\$0	\$0	\$0	\$0	\$30,000	\$0	\$30,000	\$0
		ST_PVMT		\$1,985,214	\$2,756,224	\$1,300,000	\$0	\$0	\$0	\$6,041,437	\$0	\$6,041,437	\$0
		TAP_FLEX		\$237,000	\$455,077	\$0	\$0	\$0	\$0	\$692,077	\$645,223	\$1,689	\$45,165
		TAP_SU_CMPO		\$0	\$18,369	\$0	\$0	\$0	\$0	\$18,369	\$17,126	\$0	\$1,244
		Total		\$2,327,996	\$3,280,719	\$1,300,000	\$0	\$0	\$0	\$6,908,715	\$662,349	\$6,145,126	\$101,240
S	6364	STATEWIDE SIGN MODIFICATIONS & REPLACEMENT PROGRAM											
		Total		\$0	\$0	\$0	\$0	\$0	\$0	\$0	\$0	\$0	\$0
S	6432	STATEWIDE-TRANSPORTATION ENHANCEMENT PROGRAM FY 2010 & 201											
		Total		\$0	\$0	\$0	\$0	\$0	\$0	\$0	\$0	\$0	\$0
S	6672	STATEWIDE HIGHWAY JURISDICTIONAL TRANSFERS PROGRAM											
		ST_HWY_TRNSF		\$0	\$2,093,567	\$0	\$0	\$0	\$0	\$2,093,567	\$0	\$2,093,567	\$0
		ST_TIF		\$0	\$0	\$0	\$0	\$0	\$0	\$0	\$0	\$0	\$0
		Total		\$0	\$2,093,567	\$0	\$0	\$0	\$0	\$2,093,567	\$0	\$2,093,567	\$0



DRAFT

DRAFT STIP

UDOT electronic Program Management

Statewide Transportation Improvement Program



STIP 2021-2026

Report Run on: Aug 31, 2020, 12:23 P.M.

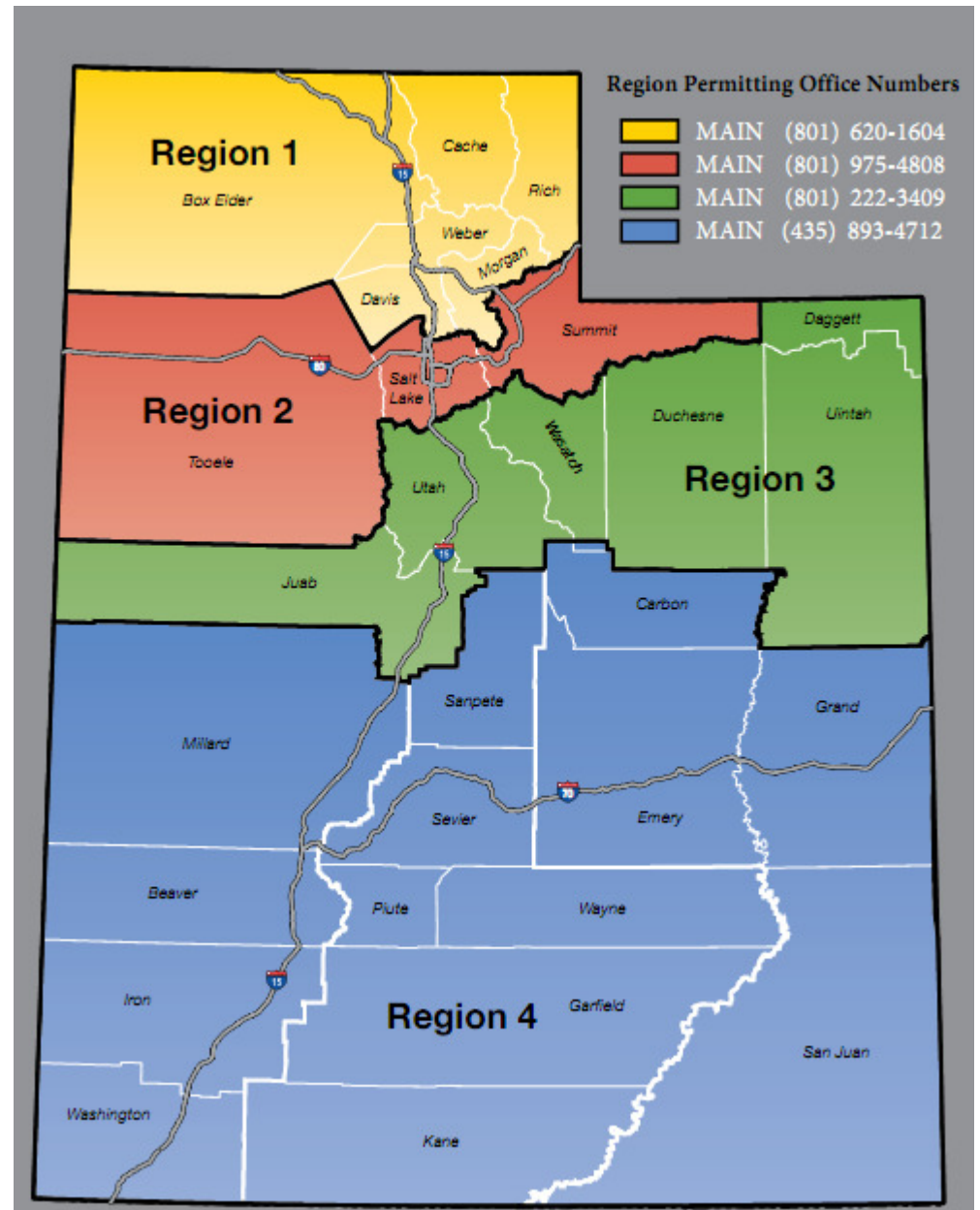
epm345_stip_report (Rev 1716)

Region	PIN	Program Description	Fund	Prior	2021	2022	2023	2024	CD	Total	Fed Aid	State	Other
Statewide County Programs													
S	6850	STATEWIDE; BRIDGE PROGRAM UNSPENT FUNDS											
		NHPP_BR		\$0	\$122,440	\$0	\$0	\$0	\$0	\$122,440	\$114,151	\$8,289	\$0
		STP_BRIDGE		\$0	\$163,628	\$0	\$0	\$0	\$0	\$163,628	\$152,550	\$11,078	\$0
		ST_BRIDGE		\$1,487,970	\$789,198	\$0	\$0	\$0	\$0	\$2,277,168	\$0	\$2,277,168	\$0
		Total		\$1,487,970	\$1,075,266	\$0	\$0	\$0	\$0	\$2,563,236	\$266,702	\$2,296,534	\$0
S	7231	STATEWIDE BRIDGE COLLISION REPAIR PROJECTS											
		ST_BRIDGE		\$245,000	\$0	\$0	\$0	\$0	\$0	\$245,000	\$0	\$245,000	\$0
		ST_CONT_PG		\$0	\$1,036	\$0	\$0	\$0	\$0	\$1,036	\$0	\$1,036	\$0
		ST_INS-RECOV		\$2,839,101	\$200,000	\$0	\$0	\$0	\$0	\$3,039,101	\$0	\$3,039,101	\$0
		Total		\$3,084,101	\$201,036	\$0	\$0	\$0	\$0	\$3,285,136	\$0	\$3,285,136	\$0
S	7496	SCENIC BYWAYS PROGRAM AWARDS											
		BYWAYS		\$0	\$69,000	\$0	\$0	\$0	\$0	\$69,000	\$55,200	\$0	\$13,800
		Total		\$0	\$69,000	\$0	\$0	\$0	\$0	\$69,000	\$55,200	\$0	\$13,800
S	8549	FY 2012 & 2013 ENHANCEMENT PROGRAM											
		ENH_EAC_100%		\$516,000	\$0	\$0	\$0	\$0	\$0	\$516,000	\$516,000	\$0	\$0
		STP_ENH_ST		\$40,000	\$145,582	\$0	\$0	\$0	\$0	\$185,582	\$148,466	\$37,116	\$0
		STP_FLX_ST		\$0	\$0	\$0	\$0	\$0	\$0	\$0	\$0	\$0	\$0
		Total		\$556,000	\$145,582	\$0	\$0	\$0	\$0	\$701,582	\$664,466	\$37,116	\$0
S	8922	PUBLIC RELATIONS PROGRAM											
		ST_CONT_PG		\$150,000	\$0	\$0	\$0	\$0	\$0	\$150,000	\$0	\$150,000	\$0
		ST_CONT_R1		\$65,000	\$0	\$0	\$0	\$0	\$0	\$65,000	\$0	\$65,000	\$0
		ST_CONT_R2		\$60,000	\$0	\$0	\$0	\$0	\$0	\$60,000	\$0	\$60,000	\$0
		ST_CONT_R3		\$60,000	\$0	\$0	\$0	\$0	\$0	\$60,000	\$0	\$60,000	\$0
		ST_CONT_R4		\$60,000	\$0	\$0	\$0	\$0	\$0	\$60,000	\$0	\$60,000	\$0
		ST_KW_KW_C		\$600,000	\$0	\$0	\$0	\$0	\$0	\$600,000	\$0	\$600,000	\$0
		ST_PR		\$5,222,508	\$1,002,492	\$0	\$0	\$0	\$0	\$6,225,000	\$0	\$6,225,000	\$0
		Total		\$6,217,508	\$1,002,492	\$0	\$0	\$0	\$0	\$7,220,000	\$0	\$7,220,000	\$0

Various

Projects that are included in “Various Projects” often cross city and county lines and as a result, frequently include projects within the boundaries of one or more of the Metropolitan Planning Organization (MPO).

The “Various Projects” will identify projects and programs in each of the UDOT Regions across the state, but for programming and information are listed all together.





DRAFT

DRAFT STIP

UDOT electronic Program Management

Statewide Transportation Improvement Program



STIP 2021-2026

epm345_stip_report (Rev 1716)

Report Run on: Aug 31, 2020, 12:23 P.M.

Region	PIN	Program Description	Fund	Prior	2021	2022	2023	2024	CD	Total	Fed Aid	State	Other
Various County Programs													
1	5599	Region One Contingency Funds											
		LOCAL_GOV		\$275,000	\$0	\$0	\$0	\$0	\$0	\$275,000	\$0	\$0	\$275,000
		ST_ATMS		\$87,463	\$0	\$0	\$0	\$0	\$0	\$87,463	\$0	\$87,463	\$0
		ST_CONST		\$893,271	\$36,729	\$0	\$0	\$0	\$0	\$930,000	\$0	\$930,000	\$0
		ST_CONT_R1		\$2,230,008	\$3,916,221	\$1,500,000	\$1,500,000	\$0	\$1,500,000	\$10,646,230	\$0	\$10,646,230	\$0
		ST_CONT_R2		\$50,000	\$0	\$0	\$0	\$0	\$0	\$50,000	\$0	\$50,000	\$0
		ST_TIF		\$32,258	\$625,242	\$0	\$0	\$0	\$0	\$657,500	\$0	\$657,500	\$0
		Total		\$3,568,000	\$4,578,192	\$1,500,000	\$1,500,000	\$0	\$1,500,000	\$12,646,193	\$0	\$12,371,193	\$275,000
2	5589	Region Two Contingency Funds											
		LOCAL_GOV		\$173,126	\$239,874	\$0	\$0	\$0	\$0	\$413,000	\$0	\$0	\$413,000
		OTHER		\$0	\$84,000	\$0	\$0	\$0	\$0	\$84,000	\$0	\$0	\$84,000
		OTHER_STATE		\$76,425	\$531,196	\$0	\$0	\$0	\$0	\$607,621	\$0	\$607,621	\$0
		ST_CONST		\$23	\$79,631	\$0	\$0	\$0	\$0	\$79,654	\$0	\$79,654	\$0
		ST_CONT_R2		\$2,353,949	\$3,336,006	\$0	\$0	\$0	\$0	\$5,689,955	\$0	\$5,689,955	\$0
		ST_CONT_R3		\$0	\$23,000	\$0	\$0	\$0	\$0	\$23,000	\$0	\$23,000	\$0
		ST_SPOT_MNT		\$6,000	\$0	\$0	\$0	\$0	\$0	\$6,000	\$0	\$6,000	\$0
		UTA_FUNDS		\$25,000	\$0	\$0	\$0	\$0	\$0	\$25,000	\$0	\$0	\$25,000
		Total		\$2,634,523	\$4,293,707	\$0	\$0	\$0	\$0	\$6,928,229	\$0	\$6,406,229	\$522,000
3	5597	Region Three Contingency Funds											
		LOCAL_GOV		\$32,000	\$0	\$0	\$0	\$0	\$0	\$32,000	\$0	\$0	\$32,000
		L_BETTERMENT		\$1,140	\$1,360	\$0	\$0	\$0	\$0	\$2,500	\$0	\$0	\$2,500
		ST_CONT_R1		\$26,000	\$0	\$0	\$0	\$0	\$0	\$26,000	\$0	\$26,000	\$0
		ST_CONT_R2		\$32,000	\$0	\$0	\$0	\$0	\$0	\$32,000	\$0	\$32,000	\$0
		ST_CONT_R3		\$1,317,682	\$2,559,983	\$0	\$0	\$0	\$0	\$3,877,665	\$0	\$3,877,665	\$0
		ST_CONT_R4		\$28,039	\$42,061	\$0	\$0	\$0	\$0	\$70,100	\$0	\$70,100	\$0
		ST_SIGNALS		\$26,668	\$258,332	\$0	\$0	\$0	\$0	\$285,000	\$0	\$285,000	\$0
		Total		\$1,463,530	\$2,861,736	\$0	\$0	\$0	\$0	\$4,325,265	\$0	\$4,290,765	\$34,500
4	5591	Region Four Contingency Funds											
		LOCAL_GOV		\$49,704	\$95,176	\$0	\$0	\$0	\$0	\$144,880	\$0	\$0	\$144,880
		L_PASS_MATCH		\$0	\$84,000	\$0	\$0	\$0	\$0	\$84,000	\$0	\$0	\$84,000
		ST_APPROP		\$780	\$0	\$0	\$0	\$0	\$0	\$780	\$0	\$780	\$0
		ST_CONT_R3		\$8,010	\$12,990	\$0	\$0	\$0	\$0	\$21,000	\$0	\$21,000	\$0
		ST_CONT_R4		\$2,463,357	\$2,679,268	\$0	\$0	\$0	\$0	\$5,142,625	\$0	\$5,142,625	\$0
		Total		\$2,521,850	\$2,871,434	\$0	\$0	\$0	\$0	\$5,393,284	\$0	\$5,164,404	\$228,880



DRAFT

DRAFT STIP

UDOT electronic Program Management Statewide Transportation Improvement Program



STIP 2021-2026

epm345_stip_report (Rev 1716)

Report Run on: Aug 31, 2020, 12:23 P.M.

Region	PIN	Program Description	Fund	Prior	2021	2022	2023	2024	CD	Total	Fed Aid	State	Other
Various County Programs													
S	6062	PROGRAMMING DIRECTOR CONTINGENCY FUNDS											
		ST_CLS_ADJ		\$0	\$102,991	\$0	\$0	\$0	\$0	\$102,991	\$0	\$102,991	\$0
		ST_CONT_PG		\$510,545	\$2,036,813	\$0	\$0	\$0	\$0	\$2,547,358	\$0	\$2,547,358	\$0
		ST_CONT_R1		\$40,000	\$0	\$0	\$0	\$0	\$0	\$40,000	\$0	\$40,000	\$0
		ST_CONT_R2		\$11,716	\$83,284	\$0	\$0	\$0	\$0	\$95,000	\$0	\$95,000	\$0
		ST_CONT_R3		\$0	\$40,000	\$0	\$0	\$0	\$0	\$40,000	\$0	\$40,000	\$0
		ST_CONT_R4		\$2,839	\$22,161	\$0	\$0	\$0	\$0	\$25,000	\$0	\$25,000	\$0
		ST_PVMT		\$0	\$1,615,000	\$0	\$0	\$0	\$0	\$1,615,000	\$0	\$1,615,000	\$0
		ST_STLMNT		\$475,000	\$0	\$0	\$0	\$0	\$0	\$475,000	\$0	\$475,000	\$0
		ST_TIF_EXCH		\$0	\$0	\$0	\$0	\$0	\$0	\$0	\$0	\$0	\$0
		Total		\$1,040,100	\$3,900,249	\$0	\$0	\$0	\$0	\$4,940,349	\$0	\$4,940,349	\$0

Transit

The Federal Transit Administration coordinates with the Utah Transportation Department (UDOT), the Utah Transit Authority (UTA), and a few smaller transit agencies within the State. UTA and UDOT coordinate with WFRC to program these funds within the Wasatch Front Region.



Transit Administration Funds

Public Transit Program

Federal Transit Administration (FTA)

Section 5307 – Urbanized Area Formula

Section 5309 – Capital Investment Program – New Starts

Section 5337 – Capital Investment Program – State of Good Repair

Section 5339 – Capital Investment Program – Bus & Bus Facilities

Section 5310 – Elderly Persons and Persons with Disabilities

Capital Investment Program – Discretionary Grants

Capital Investment Program – Local Funds

2021 – 2026 Transportation Improvement Program (TIP)

SALT LAKE/WEST VALLEY – OGDEN/ LAYTON TRANSPORTATION IMPROVEMENT PROGRAM

PUBLIC TRANSIT PROGRAM

Grantee	Project Description	Estimated Total Project Cost	Local Share of Project	ESTIMATED 5307 Funds Obligated in FY 2020	Estimated Federal Share and Phasing (Fiscal Year)					
					2021	2022	2023	2024	2025	2026
SALT LAKE/WEST VALLEY URBANIZED AREA FORMULA - SECTION 5307										
UTA	Preventive Maintenance of Buses, Rail Vehicles and Facilities	206,746,694	41,349,339	22,077,150	22,297,922	22,520,901	24,259,028	24,501,618	24,746,634	24,994,101
UTA	ADA Operating Assistance for Paratransit Service	51,686,674	10,337,335	5,519,288	5,574,480	5,630,225	6,064,757	6,125,405	6,186,659	6,248,525
SUBTOTAL: SALT LAKE/WEST VALLEY URBANIZED AREA FORMULA - SECTION 5307		258,433,368	51,686,674	27,596,438	27,872,402	28,151,126	30,323,785	30,627,023	30,933,293	31,242,626
OGDEN/ LAYTON URBANIZED AREA FORMULA - SECTION 5307										
UTA	Preventive Maintenance of Buses, Rail Vehicles and Facilities	95,421,970	19,084,394	10,358,484	10,462,069	10,566,690	11,070,417	11,181,121	11,292,932	11,405,862
UTA	ADA Operating Assistance for Paratransit Services	23,855,490	4,771,098	2,589,621	2,615,517	2,641,672	2,767,604	2,795,280	2,823,233	2,851,465
SUBTOTAL: OGDEN/ LAYTON URBANIZED AREA FORMULA - SECTION 5307		119,277,460	23,855,492	12,948,105	13,077,586	13,208,362	13,838,021	13,976,401	14,116,165	14,257,327
Grantee	Project Description	Estimated Total Project Cost	Local Share of Project	ESTIMATED 5307 Related LOCAL Funds Obligated in FY 2020	Estimated Planned LOCAL Amount and Phasing (Fiscal Year)					
					2021	2022	2023	2024	2025	2026
SALT LAKE/WEST VALLEY URBANIZED AREA FORMULA - SECTION 5307 RELATED LOCALLY FUNDED TRANSIT ENHANCEMENTS										
UTA	LOCALLY FUNDED Security Equipment	2,584,333	516,867	275,964	278,724	281,511	303,238	306,270	309,333	312,426
OGDEN/LAYTON URBANIZED AREA FORMULA - SECTION 5307 RELATED LOCALLY FUNDED TRANSIT ENHANCEMENTS										
UTA	LOCALLY FUNDED Security Equipment	1,192,775	238,555	129,481	130,776	132,084	138,380	139,764	141,162	142,573

2021 – 2026 Transportation Improvement Program (TIP)

SALT LAKE/WEST VALLEY – OGDEN/ LAYTON TRANSPORTATION IMPROVEMENT PROGRAM

PUBLIC TRANSIT PROGRAM

Sponsor	Year Added to TIP	Project Description	Fund Source (FTA Section)	Estimated Total Project Cost	Federal and Local Funds Obligated Through FY 2020	Local Share of Project 2021-2026	Estimated Federal Funding and Phasing (Fiscal Year)					
							2021	2022	2023	2024	2025	2026
CAPITAL INVESTMENT PROGRAM - SECTION 5309 SMALL STARTS												
UTA		Ogden - WSU BRT - PIN 16934	5309 Small Starts	107,455,378		32,380,378	42,000,000	30,000,000	3,075,000			
		Ogden - WSU BRT - PIN 16934	CMAQ_PM2.5	3,486,003	1,877,079	108,924	1,500,000					
		Ogden - WSU BRT - PIN 16934	STP_URB-O/L	1,877,079	1,877,079							
		Ogden - WSU BRT - PIN 15906	STP_URB-O/L	1,608,924	1,608,924							
		Ogden - WSU BRT - PIN 14846	CMAQ_PM2.5	1,072,616	1,072,616							
TOTAL: SALT LAKE/WEST VALLEY and OGDEN/ LAYTON URBANIZED AREAS CAPITAL INVESTMENT PROGRAM - SECTION 5309 NEW STARTS				115,500,000	6,435,698	32,489,302	43,500,000	30,000,000	3,075,000	-	-	-

SALT LAKE/WEST VALLEY – OGDEN/ LAYTON - PROVO-OREM TRANSPORTATION IMPROVEMENT PROGRAM

PUBLIC TRANSIT PROGRAM

Sponsor	Year Added to TIP	Project Description	Fund Source (FTA Section)	Estimated Total Project Cost	Local Share of Project	ESTIMATED 5337 Funds Obligated in FY 2020	Estimated Federal Share and Phasing					
							2021	2022	2023	2024	2025	2026
FORMULA FUNDS - SECTION 5337 STATE OF GOOD REPAIR												
UTA		High Intensity Fixed Guideway & High Intensity Motor Bus State of Good Repair & Preventive Maintenance	5337 State of Good Repair	173,497,976	34,699,595	16,517,549	19,876,550	20,075,315	20,276,068	20,478,829	20,683,617	20,890,453
TOTAL: SALT LAKE/WEST VALLEY and OGDEN/ LAYTON and PROVO-OREM URBANIZED AREAS FORMULA FUNDS - SECTION 5337 STATE OF GOOD REPAIR				173,497,976	34,699,595	16,517,549	19,876,550	20,075,315	20,276,068	20,478,829	20,683,617	20,890,453

*Section 5337 State of Good Repair money is only recieved for fixed guideway systems that have been in operation at least 7 years, and can be used for improvements on the whole system. As fixed guideways become at least 7 years old, the National Transit Database (NTD) will show that increase in fixed guideway miles. The Federal allocation formula will use those new numbers to increase allocations as UTA's rail systems meet this requirement. There is a two year lag for eligible systems to receive funds; one year for it to be reported to NTD Data and one year for it to be used as part of the federal formula.

2021 – 2026 Transportation Improvement Program (TIP)

SALT LAKE/WEST VALLEY – OGDEN/ LAYTON – PROVO/OREM TRANSPORTATION IMPROVEMENT PROGRAM

PUBLIC TRANSIT PROGRAM

Sponsor	Year Added to TIP	Project Description	Fund Source (FTA Section)	Estimated Total Project Cost	Local Share of Project	5339 Funds Obligated in/prior FY 2020	Estimated Phasing					
							2021	2022	2023	2024	2025	2026
FORMULA FUNDING - SECTION 5339 BUS & BUS FACILITIES												
UTA		Bus Purchases, overhauls, and bus related stop and operator relief facilities improvements.	5339(a) Bus & Bus Facilities Formula	22,049,861	4,409,972				4,344,371	4,387,815	4,431,693	4,476,010
UTA		Depot District Technology Center	5339(a) Bus & Bus Facilities Formula	see Depot District: pin 13127	see Depot District: pin 13127	see Depot District: pin 13127	see Depot District: pin 13127	see Depot District: pin 13127				
UTA	2020	Bus Stop Improvement and Operator Facilities	5339(b) Bus & Bus Facilities Discretionary	4,000,000	779,750		3,220,250		-	-	-	-
TOTAL: SALT LAKE/WEST VALLEY and OGDEN/ LAYTON URBANIZED AREAS FORMULA FUNDING - SECTION 5339 BUS & BUS FACILITIES FORMULA FUNDS				26,049,861	5,189,722	-	3,220,250	-	4,344,371	4,387,815	4,431,693	4,476,010

SALT LAKE/WEST VALLEY TRANSPORTATION IMPROVEMENT PROGRAM

PUBLIC TRANSIT PROGRAM

Sponsor		Project Description	Fund Source (FTA Section)	Estimated Total Project Cost	Local Share of Project	5310 Funds Obligated in FY 2019	Estimated Federal Share and Phasing					
							2021	2022	2023	2024	2025	2026
ENHANCED MOBILITY OF SENIORS AND INDIVIDUALS WITH DISABILITIES - SECTION 5310												
Salt Lake City / West Valley City ADMINISTRATION			5310	523,172	-	-	66,463	67,792	69,148	70,531	71,942	72,661
Salt Lake City / West Valley City TRADITIONAL 5310 CAPITAL (Vehicles, Mobility Management, ITS)			5310	3,139,030	627,806	-	398,778	406,754	414,889	423,187	431,650	435,967
Salt Lake City / West Valley City OTHER 5310 CAPITAL (Infrastructure etc.)			5310	261,586	52,317	-	33,232	33,896	34,574	35,266	35,971	36,331
Salt Lake City / West Valley City 5310 OPERATIONS			5310	2,092,687	1,046,343	-	166,158	169,481	172,870	176,328	179,854	181,653
WFRC TOTAL: SALT LAKE/WEST VALLEY URBANIZED AREAS - SECTION 5310 ENHANCED MOBILITY OF SENIORS AND INDIVIDUALS WITH DISABILITIES				6,016,474	1,726,466	-	664,630	677,923	691,481	705,311	719,417	726,611

2021 – 2026 Transportation Improvement Program (TIP)

OGDEN/LAYTON TRANSPORTATION IMPROVEMENT PROGRAM

PUBLIC TRANSIT PROGRAM

Sponsor		Project Description	Fund Source (FTA Section)	Estimated Total Project Cost	Local Share of Project	5310 Funds Obligated in FY 2019	Estimated Federal Share and Phasing					
							2021	2022	2023	2024	2025	2026
ENHANCED MOBILITY OF SENIORS AND INDIVIDUALS WITH DISABILITIES - SECTION 5310												
Ogden / Layton ADMINISTRATION			5310	302,166	-	-	38,387	39,154	39,938	40,736	41,551	41,967
Ogden / Layton TRADITIONAL 5310 CAPITAL (Vehicles, Mobility Management, ITS)			5310	1,812,993	362,599	-	230,320	234,926	239,625	244,418	249,306	251,799
Ogden / Layton OTHER 5310 CAPITAL (Infrastructure etc.)			5310	151,083	30,217	-	19,193	19,577	19,969	20,368	20,776	20,983
Ogden / Layton 5310 OPERATIONS			5310	755,414	377,707	-	95,967	97,886	99,844	101,841	103,878	104,916
WFRC TOTAL: OGDEN/LAYTON URBANIZED AREAS - SECTION 5310 ENHANCED MOBILITY OF SENIORS AND INDIVIDUALS WITH DISABILITIES				3,021,655	770,522	-	383,867	391,544	399,375	407,363	415,510	419,665

SALT LAKE/WEST VALLEY – OGDEN/ LAYTON TRANSPORTATION IMPROVEMENT PROGRAM

PUBLIC TRANSIT PROGRAM

Sponsor	Year Added to TIP	Project Description	Fund Source (FTA Sec)	Estimated Total Project Cost	Local Share of Project	2019 Funds	Estimated Federal Funding and Phasing (Fiscal Year)					
							2021	2022	2023	2024	2025	2026
DISCRETIONARY GRANTS												
		TIGER First/Last Mile - PLEASE KEEP AS POSTED IN TIP/STIP LAST YEAR										
UTA	2021	FY 2018 Safety Research and Demonstration Program - Suicide Prevention	FTA 5312	280,000	56,000		224,000					

SALT LAKE/WEST VALLEY – OGDEN/ LAYTON - TRANSPORTATION IMPROVEMENT PROGRAM

PUBLIC TRANSIT PROGRAM

Sponsor	Year Added to TIP	Project Description	Fund Source (FTA Section)	Estimated Total Project Cost	Local Share of Project	Funds Obligated in FY 2019	LOCAL Estimated Phasing					
							2021	2022	2023	2024	2025	2026

OTHER CAPITAL, OPERATING, and MAINTENANCE PROJECTS

Please see the "Utah Transit Authority Five-Year Capital Plan and Tentative 2021 Budget" at <https://www.rideuta.com/About-UTA/UTA-Reports-and-Documents>



DRAFT

DRAFT STIP

UDOT electronic Program Management

Statewide Transportation Improvement Program



STIP 2021-2026

Report Run on: Aug 31, 2020, 12:23 P.M.

epm345_stip_report (Rev 1716)

TRANSIT:		2021	2022	2023	2024	CD	Total
Fund CMAQ_CACHE							
Program Description LOGAN URBANIZED AREA							
T- 008717 INTERMODAL TRANSIT PROJECT, DETERMINE LOCATIONS FOR BAKE & RIL		\$40,000	\$0	\$0	\$0	\$0	\$40,000
CACHE	Federal Aid	\$37,292	\$0	\$0	\$0	\$0	\$37,292
	Match	\$2,708	\$0	\$0	\$0	\$0	\$2,708
Fund CMAQ_MAG							
Program Description AIR QUALITY - FTA FUND TRANSFER							
T- 014756 UTA DISADVANTAGED TRANSIT PASS PROGRAM (MAG)		\$135,000	\$0	\$0	\$0	\$0	\$135,000
UTAH MAG PROJECT	Federal Aid	\$125,861	\$0	\$0	\$0	\$0	\$125,861
	Match	\$9,140	\$0	\$0	\$0	\$0	\$9,140
Fund CMAQ_PM2.5							
Program Description PROVO/OREM URBANIZED AREA							
T- 010619 UTA RIDESHARE, TRAVEL DEMAND MANAGEMENT - PM 2.5 FUNDS (MAG)		\$0	\$194,000	\$202,000	\$203,000	\$0	\$599,000
UTA MAG PROJECT	Federal Aid	\$0	\$180,866	\$188,325	\$189,257	\$0	\$558,448
	Match	\$0	\$13,134	\$13,675	\$13,743	\$0	\$40,552
Program Description TRANSIT - VAN ACQUISITION							
T- 004378 UTA; VAN POOL PROGRAM (MAG)		\$0	\$135,000	\$135,000	\$135,000	\$405,000	\$810,000
UTA MAG PROJECT	Federal Aid	\$0	\$125,861	\$125,861	\$125,861	\$377,582	\$755,163
	Match	\$0	\$9,140	\$9,140	\$9,140	\$27,419	\$54,837
Fund CMAQ_WFRC							
Program Description AIR QUALITY - FTA FUND TRANSFER							
T- 004961 VAN LEASE IN SALT LAKE*		\$0	\$296,257	\$296,257	\$296,257	\$670,171	\$1,558,942
UTA WFRC PROJECT	Federal Aid	\$0	\$276,200	\$276,200	\$276,200	\$624,800	\$1,453,402
	Match	\$0	\$20,057	\$20,057	\$20,057	\$45,371	\$105,540
T- 004964 AIR QUALITY - RIDESHARE - WFRC OGDEN/LAYTON AREA*		\$168,540	\$168,540	\$168,540	\$168,540	\$342,040	\$1,016,200
UTA WFRC PROJECT	Federal Aid	\$157,130	\$157,130	\$157,130	\$157,130	\$318,884	\$947,403
	Match	\$11,410	\$11,410	\$11,410	\$11,410	\$23,156	\$68,797
T- 004965 AIR QUALITY - RIDESHARE - WFRC - SALT LAKE AREA*		\$341,879	\$341,879	\$341,879	\$341,879	\$691,878	\$2,059,394
UTA WFRC PROJECT	Federal Aid	\$318,734	\$318,734	\$318,734	\$318,734	\$645,038	\$1,919,973
	Match	\$23,145	\$23,145	\$23,145	\$23,145	\$46,840	\$139,421
T- 004969 ITS/APTS DEPLOYMENT IN SALT LAKE*		\$536,308	\$0	\$0	\$0	\$0	\$536,308
UTA WFRC PROJECT	Federal Aid	\$500,000	\$0	\$0	\$0	\$0	\$500,000
	Match	\$36,308	\$0	\$0	\$0	\$0	\$36,308
Program Description SALT LAKE OGDEN URBANIZED AREA							
T- 009528 SKI BUS SERVICE FROM DOWNTOWN OGDEN TO OGDEN VALLEY*		\$1,998,284	\$0	\$0	\$0	\$0	\$1,998,284
UTA WFRC PROJECT	Federal Aid	\$1,863,000	\$0	\$0	\$0	\$0	\$1,863,000
	Match	\$135,284	\$0	\$0	\$0	\$0	\$135,284



DRAFT

DRAFT STIP

UDOT electronic Program Management

Statewide Transportation Improvement Program



STIP 2021-2026

Report Run on: Aug 31, 2020, 12:23 P.M.

epm345_stip_report (Rev 1716)

TRANSIT:

Fund FTASEC_5307

Program Description LOGAN URBANIZED AREA

		2021	2022	2023	2024	CD	Total
T- 004289	REPLACEMENT PARA TRANSIT BUSES- (CVTD) .	\$0	\$160,000	\$0	\$0	\$515,000	\$675,000
CACHE	Federal Aid	\$0	\$128,000	\$0	\$0	\$412,000	\$540,000
	Match	\$0	\$32,000	\$0	\$0	\$103,000	\$135,000
T- 004291	PREVENTATIVE MAINTENANCE - TRANSIT (CVTD) .	\$875,000	\$875,000	\$875,000	\$875,000	\$1,750,000	\$5,250,000
CACHE	Federal Aid	\$700,000	\$700,000	\$700,000	\$700,000	\$1,400,000	\$4,200,000
	Match	\$175,000	\$175,000	\$175,000	\$175,000	\$350,000	\$1,050,000
T- 004292	PURCHASE BUSES FOR EXPANSION OF SERVICE (CVTD) .	\$0	\$876,250	\$0	\$0	\$2,400,000	\$3,276,250
CACHE	Federal Aid	\$0	\$701,000	\$0	\$0	\$1,920,000	\$2,621,000
	Match	\$0	\$175,250	\$0	\$0	\$480,000	\$655,250
T- 004294	REPLACE SUPPORT VEHICLES & EQUIPMENT - (CVTD) .	\$50,000	\$0	\$60,000	\$0	\$0	\$110,000
CACHE	Federal Aid	\$40,000	\$0	\$48,000	\$0	\$0	\$88,000
	Match	\$10,000	\$0	\$12,000	\$0	\$0	\$22,000
T- 006166	FACILITY REPAIRS / IMPROVEMENTS REPLACE CONCRET AT BUS STORAG	\$16,000	\$16,000	\$16,000	\$16,000	\$0	\$64,000
CACHE	Federal Aid	\$12,800	\$12,800	\$12,800	\$12,800	\$0	\$51,200
	Match	\$3,200	\$3,200	\$3,200	\$3,200	\$0	\$12,800
T- 013351	PURCHASE SECURITY EQUIPMENT (CVTD) .	\$12,500	\$12,500	\$12,500	\$12,500	\$25,000	\$75,000
CACHE	Federal Aid	\$10,000	\$10,000	\$10,000	\$10,000	\$20,000	\$60,000
	Match	\$2,500	\$2,500	\$2,500	\$2,500	\$5,000	\$15,000
T- 013352	EXPANSION - ADDITIONAL TRANSFER STATIONS (CVTD) .	\$0	\$0	\$0	\$0	\$500,000	\$500,000
CACHE	Federal Aid	\$0	\$0	\$0	\$0	\$400,000	\$400,000
	Match	\$0	\$0	\$0	\$0	\$100,000	\$100,000
T- 013354	FACILITY IMPROVEMENT, ADJ. TO NEW FACILITY(CVTD) .	\$0	\$0	\$100,000	\$0	\$100,000	\$200,000
CACHE	Federal Aid	\$0	\$0	\$80,000	\$0	\$80,000	\$160,000
	Match	\$0	\$0	\$20,000	\$0	\$20,000	\$40,000

Program Description OGDEN/LAYTON URBANIZED AREA

T- 004298	LOCALLY FUNDED TRANSIT ENHANCEMENTS, STATEION AMENITIES, SIGN/	\$161,694	\$163,311	\$164,945	\$172,975	\$351,158	\$1,014,083
WFRC UTA PROJECT	Federal Aid	\$129,355	\$130,649	\$131,956	\$138,380	\$280,926	\$811,266
	Match	\$32,339	\$32,662	\$32,989	\$34,595	\$70,232	\$202,817
T- 004309	UTA SECURITY EQUIPMENT - O/L AREA .	\$161,694	\$163,311	\$164,945	\$172,975	\$351,158	\$1,014,083
WFRC UTA PROJECT	Federal Aid	\$129,355	\$130,649	\$131,956	\$138,380	\$280,926	\$811,266
	Match	\$32,339	\$32,662	\$32,989	\$34,595	\$70,232	\$202,817
T- 004318	UTA TRANSIT PLANNING - O/L AREA -*	\$166,865	\$0	\$166,865	\$0	\$166,865	\$500,595
WFRC UTA PROJECT	Federal Aid	\$133,492	\$0	\$133,492	\$0	\$133,492	\$400,476
	Match	\$33,373	\$0	\$33,373	\$0	\$33,373	\$100,119
T- 004331	UTA PREVENTIVE MAINTENANCE OF BUSES AND FACILITIES - O/L AREA .	\$12,923,381	\$12,935,549	\$13,064,905	\$13,195,554	\$28,092,567	\$80,211,956
WFRC UTA PROJECT	Federal Aid	\$10,338,705	\$10,348,439	\$10,451,924	\$10,556,443	\$22,474,054	\$64,169,565
	Match	\$2,584,676	\$2,587,110	\$2,612,981	\$2,639,111	\$5,618,513	\$16,042,391



DRAFT
DRAFT STIP

UDOT electronic Program Management Statewide Transportation Improvement Program



STIP 2021-2026

epm345_stip_report (Rev 1716)

Report Run on: Aug 31, 2020, 12:23 P.M.

TRANSIT:

Fund FTASEC_5307

Program Description OGDEN/LAYTON URBANIZED AREA

T- 007153 UTA ADA OPERATING ASSISTANCE FOR PARATRANSIT SERVICES - O/L ARI		\$3,233,888	\$3,266,226	\$3,298,889	\$3,459,505	\$7,023,141	\$20,281,649
WFRM UTA PROJECT	Federal Aid	\$2,587,110	\$2,612,981	\$2,639,111	\$2,767,604	\$5,618,513	\$16,225,319
	Match	\$646,778	\$653,245	\$659,778	\$691,901	\$1,404,628	\$4,056,330

Program Description PROVO/OREM URBANIZED AREA

T- 004357 UTA LOCALLY FUNDED SECURITY EQUIPMENT (MAG).		\$110,595	\$111,700	\$112,818	\$118,310	\$240,183	\$693,606
UTA MAG PROJECT	Federal Aid	\$88,476	\$89,360	\$90,254	\$94,648	\$192,146	\$554,885
	Match	\$22,119	\$22,340	\$22,564	\$23,662	\$48,037	\$138,721

T- 004359 LOCALLY FUNDED TRANSIT ENHANCEMENTS, SIGNAGE, BIKE RACKS, TRA		\$110,595	\$111,700	\$112,818	\$118,310	\$240,138	\$693,561
UTA MAG PROJECT	Federal Aid	\$88,476	\$89,360	\$90,254	\$94,648	\$192,110	\$554,849
	Match	\$22,119	\$22,340	\$22,564	\$23,662	\$48,028	\$138,712

T- 006236 UTA - PREVENTIVE MAINTENANCE OF BUSES, RAIL VEHICLES & FACILITIE		\$8,734,025	\$8,936,029	\$8,911,861	\$9,464,819	\$19,101,001	\$55,147,735
UTA MAG PROJECT	Federal Aid	\$6,987,220	\$7,148,823	\$7,129,489	\$7,571,855	\$15,280,801	\$44,118,188
	Match	\$1,746,805	\$1,787,206	\$1,782,372	\$1,892,964	\$3,820,200	\$11,029,547

T- 007160 UTA ADA OPERATING ASSISTANCE FOR PARATRANSIT SERVICE (MAG).		\$2,211,888	\$2,234,007	\$2,256,347	\$2,366,205	\$4,803,632	\$13,872,079
UTA MAG PROJECT	Federal Aid	\$1,769,510	\$1,787,206	\$1,805,078	\$1,892,964	\$3,842,906	\$11,097,663
	Match	\$442,378	\$446,801	\$451,269	\$473,241	\$960,726	\$2,774,416

T- 008716 UTA PLANNING (MAG).		\$113,529	\$0	\$113,529	\$0	\$113,529	\$340,586
UTA MAG PROJECT	Federal Aid	\$90,823	\$0	\$90,823	\$0	\$90,823	\$272,469
	Match	\$22,706	\$0	\$22,706	\$0	\$22,706	\$68,117

Program Description SALT LAKE URBANIZED AREA

T- 004278 LOCALLY FUNDED TRANSIT ENHANCEMENTS, SIGNAGE, BIKE RACKS, TRA		\$354,328	\$357,870	\$361,449	\$379,048	\$769,504	\$2,222,198
UTA WFRM PROJECT	Federal Aid	\$283,462	\$286,296	\$289,159	\$303,238	\$615,603	\$1,777,758
	Match	\$70,866	\$71,574	\$72,290	\$75,810	\$153,901	\$444,440

T- 008733 UTA PLANNING - SALT LAKE / WEST VALLEY URBANIZED AREA *		\$344,606	\$0	\$344,606	\$0	\$344,606	\$1,033,819
UTA WFRM PROJECT	Federal Aid	\$275,685	\$0	\$275,685	\$0	\$275,685	\$827,055
	Match	\$68,921	\$0	\$68,921	\$0	\$68,921	\$206,764

T- 004317 UTA PREVENT MAINT OF BUSES, LIGHT RAIL VEHICLES, AND FACILITIES SI		\$28,346,164	\$28,629,625	\$28,915,922	\$30,323,785	\$61,560,315	\$177,775,811
WFRM UTA PROJECT	Federal Aid	\$22,676,931	\$22,903,700	\$23,132,738	\$24,259,028	\$49,248,252	\$142,220,649
	Match	\$5,669,233	\$5,725,925	\$5,783,184	\$6,064,757	\$12,312,063	\$35,555,162

T- 004319 UTA SECURITY EQUIPMENT - SALT LAKE/ WEST VALLEY AREA .		\$354,328	\$357,870	\$361,449	\$379,047	\$769,504	\$2,222,197
WFRM UTA PROJECT	Federal Aid	\$283,462	\$286,296	\$289,159	\$303,238	\$615,603	\$1,777,758
	Match	\$70,866	\$71,574	\$72,290	\$75,809	\$153,901	\$444,439

T- 004332 UTA TRANSIT PLANNING - SALT LAKE/ WEST VALLEY AREA - *		\$344,606	\$0	\$344,606	\$0	\$344,606	\$1,033,819
WFRM UTA PROJECT	Federal Aid	\$275,685	\$0	\$275,685	\$0	\$275,685	\$827,055
	Match	\$68,921	\$0	\$68,921	\$0	\$68,921	\$206,764

T- 007152 UTA ADA OPERATING ASSISTANCE FOR PARATRANSIT SERVICE - SL/ WV A		\$7,086,541	\$7,157,406	\$7,228,980	\$7,580,946	\$15,390,080	\$44,443,954
WFRM UTA PROJECT	Federal Aid	\$5,669,233	\$5,725,925	\$5,783,184	\$6,064,757	\$12,312,064	\$35,555,163
	Match	\$1,417,308	\$1,431,481	\$1,445,796	\$1,516,189	\$3,078,016	\$8,888,791

Program Description ST. GEORGE URBANIZED AREA



DRAFT

DRAFT STIP

UDOT electronic Program Management

Statewide Transportation Improvement Program



STIP 2021-2026

epm345_stip_report (Rev 1716)

Report Run on: Aug 31, 2020, 12:23 P.M.

TRANSIT:

Fund FTASEC_5310

Program Description OGDEN/LAYTON URBANIZED AREA

		2021	2022	2023	2024	CD	Total
T- 007028 O/L AREA - SPECIAL NEEDS FOR SENIORS & INDIVIDUALS WITH DISABILITIES		\$46,138	\$23,992	\$24,472	\$24,961	\$51,430	\$170,992
UTA WFRC PROJECT	Federal Aid	\$36,910	\$19,193	\$19,577	\$19,969	\$41,144	\$136,793
	Match	\$9,228	\$4,798	\$4,894	\$4,992	\$10,286	\$34,198
T- 007898 O/L AREA - SPECIAL NEEDS FOR SENIORS & INDIVIDUALS WITH DISABILITIES		\$553,655	\$287,900	\$293,658	\$299,531	\$617,155	\$2,051,899
UTA WFRC PROJECT	Federal Aid	\$442,924	\$230,320	\$234,926	\$239,625	\$493,724	\$1,641,519
	Match	\$110,731	\$57,580	\$58,732	\$59,906	\$123,431	\$410,380

Program Description PROVO/OREM URBANIZED AREA

T- 004375 UTA PROVO/OREM TRADITIONAL 5310 CAPITAL (MAG) .		\$362,744	\$188,627	\$192,400	\$196,248	\$404,349	\$1,344,368
UTA MAG PROJECT	Federal Aid	\$290,195	\$150,902	\$153,920	\$156,998	\$323,479	\$1,075,494
	Match	\$72,549	\$37,725	\$38,480	\$39,250	\$80,870	\$268,874

Program Description SALT LAKE URBANIZED AREA

T- 006232 SL AREA - SPECIAL NEEDS FOR SENIORS & INDIVIDUALS WITH DISABILITIES		\$958,601	\$498,473	\$508,442	\$518,611	\$1,068,546	\$3,552,673
UTA WFRC PROJECT	Federal Aid	\$766,881	\$398,778	\$406,754	\$414,889	\$854,837	\$2,842,138
	Match	\$191,720	\$99,695	\$101,688	\$103,722	\$213,709	\$710,535

Program Description SALT LAKE/OGDEN/LAYTON URBANIZED AREA

T- 007027 SL AREA - SPECIAL NEEDS FOR SENIORS & INDIVIDUALS WITH DISABILITIES		\$79,883	\$41,539	\$42,370	\$43,218	\$89,046	\$296,056
UTA WFRC PROJECT	Federal Aid	\$63,907	\$33,232	\$33,896	\$34,574	\$71,236	\$236,845
	Match	\$15,977	\$8,308	\$8,474	\$8,644	\$17,809	\$59,211

Program Description TRANSIT - GREEN/ ENERGY REDUCTION GRANT

T- 006239 UTA PROVO/OREM OTHER 5310 CAPITAL (MAG) .		\$30,229	\$15,719	\$16,033	\$16,354	\$33,696	\$112,031
UTA MAG PROJECT	Federal Aid	\$24,183	\$12,575	\$12,826	\$13,083	\$26,957	\$89,625
	Match	\$6,046	\$3,144	\$3,207	\$3,271	\$6,739	\$22,406

Fund FTASEC_5337

Program Description SALT LAKE/OGDEN/LAYTON URBANIZED AREA

T- 006176 UTA HIGH INTENSITY FIXED GUIDEWAY & MOTOR BUS STATE OF GOOD REPAIR		\$22,227,434	\$24,845,687	\$25,094,144	\$25,345,085	\$51,453,058	\$148,965,407
UTA WFRC PROJECT	Federal Aid	\$17,781,947	\$19,876,550	\$20,075,315	\$20,276,068	\$41,162,446	\$119,172,326
	Match	\$4,445,487	\$4,969,137	\$5,018,829	\$5,069,017	\$10,290,612	\$29,793,081

Fund FTASEC_5339

Program Description LOGAN URBANIZED AREA

T- 004293 REPLACEMENT FIXED ROUTE BUSES - (CVTD) .		\$1,877,000	\$1,900,000	\$0	\$3,300,000	\$0	\$7,077,000
CACHE	Federal Aid	\$1,501,600	\$1,520,000	\$0	\$2,640,000	\$0	\$5,661,600
	Match	\$375,400	\$380,000	\$0	\$660,000	\$0	\$1,415,400

T- 004297 FACILITY EXPANSION - (CVTD) .		\$12,500,000	\$17,500,000	\$0	\$0	\$0	\$30,000,000
CACHE	Federal Aid	\$10,000,000	\$14,000,000	\$0	\$0	\$0	\$24,000,000
	Match	\$2,500,000	\$3,500,000	\$0	\$0	\$0	\$6,000,000

Program Description SALT LAKE/OGDEN/LAYTON URBANIZED AREA

T- 012630 BUS PURCHASES, OVERHAULS, & BUS RELATED STOP & OPERATOR RELIEF		\$0	\$4,620,735	\$4,620,735	\$5,430,464	\$11,024,385	\$25,696,319
UTA WFRC PROJECT	Federal Aid	\$0	\$3,696,588	\$3,696,588	\$4,344,371	\$8,819,508	\$20,557,055
	Match	\$0	\$924,147	\$924,147	\$1,086,093	\$2,204,877	\$5,139,264



DRAFT

DRAFT STIP

UDOT electronic Program Management

Statewide Transportation Improvement Program



STIP 2021-2026

epm345_stip_report (Rev 1716)

Report Run on: Aug 31, 2020, 12:23 P.M.

TRANSIT:		2021	2022	2023	2024	CD	Total
Fund FTA_5307_50%							
Program Description LOGAN URBANIZED AREA							
T- 004290 OPERATING ASSISTANCE - (CVTD) . CACHE		\$2,400,000	\$2,600,000	\$2,600,000	\$2,600,000	\$5,400,000	\$15,600,000
	Federal Aid	\$1,200,000	\$1,300,000	\$1,300,000	\$1,300,000	\$2,700,000	\$7,800,000
	Match	\$1,200,000	\$1,300,000	\$1,300,000	\$1,300,000	\$2,700,000	\$7,800,000
T- 004295 SECURITY CONTRACTS & EQUIPMENT- (CVTD) . CACHE		\$50,000	\$50,000	\$50,000	\$50,000	\$100,000	\$300,000
	Federal Aid	\$25,000	\$25,000	\$25,000	\$25,000	\$50,000	\$150,000
	Match	\$25,000	\$25,000	\$25,000	\$25,000	\$50,000	\$150,000
Program Description ST. GEORGE URBANIZED AREA							
T- 004344 OPERATING ASSISTANCE (DIXIE MPO) . DIXIE MPO PROJECTS		\$1,212,000	\$1,300,000	\$1,313,000	\$1,400,000	\$1,414,000	\$6,639,000
	Federal Aid	\$606,000	\$650,000	\$656,500	\$700,000	\$707,000	\$3,319,500
	Match	\$606,000	\$650,000	\$656,500	\$700,000	\$707,000	\$3,319,500
Fund FTA_5310_100							
Program Description OGDEN/LAYTON URBANIZED AREA							
T- 010589 O/L AREA - SPECIAL NEEDS FOR SENIORS & INDIVIDUALS WITH DISABILITIES UTA WFRC PROJECT		\$73,821	\$38,387	\$39,154	\$39,938	\$81,287	\$272,587
	Federal Aid	\$73,821	\$38,387	\$39,154	\$39,938	\$81,287	\$272,587
	Match	\$0	\$0	\$0	\$0	\$0	\$0
Program Description PROVO/OREM URBANIZED AREA							
T- 004372 UTA PROVO/OREM 5310 ADMINISTRATION (MAG) . UTA MAG PROJECT		\$48,366	\$25,150	\$25,653	\$26,166	\$53,914	\$179,249
	Federal Aid	\$48,366	\$25,150	\$25,653	\$26,166	\$53,914	\$179,249
	Match	\$0	\$0	\$0	\$0	\$0	\$0
Program Description SALT LAKE URBANIZED AREA							
T- 010588 SL AREA - SPECIAL NEEDS FOR SENIORS & INDIVIDUALS WITH DISABILITIES UTA WFRC PROJECT		\$127,814	\$66,463	\$67,792	\$69,148	\$142,473	\$473,690
	Federal Aid	\$127,814	\$66,463	\$67,792	\$69,148	\$142,473	\$473,690
	Match	\$0	\$0	\$0	\$0	\$0	\$0



DRAFT

DRAFT STIP

UDOT electronic Program Management Statewide Transportation Improvement Program



STIP 2021-2026

Report Run on: Aug 31, 2020, 12:23 P.M.

epm345_stip_report (Rev 1716)

TRANSIT:		2021	2022	2023	2024	CD	Total
Fund FTA_5310_50							
Program Description OGDEN/LAYTON URBANIZED AREA							
T- 013350 O/L AREA - SPECIAL NEEDS FOR SENIORS & INDIVIDUALS WITH DISABILITIES		\$65,488	\$66,798	\$68,134	\$69,496	\$143,190	\$413,106
UTA WFRC PROJECT	Federal Aid	\$32,744	\$33,399	\$34,067	\$34,748	\$71,595	\$206,553
	Match	\$32,744	\$33,399	\$34,067	\$34,748	\$71,595	\$206,553
Program Description PROVO/OREM URBANIZED AREA							
T- 004354 UTA PROVO/OREM 5310 OPERATIONS (MAG) .		\$241,830	\$125,752	\$128,267	\$130,832	\$269,566	\$896,246
UTA MAG PROJECT	Federal Aid	\$120,915	\$62,876	\$64,133	\$65,416	\$134,783	\$448,123
	Match	\$120,915	\$62,876	\$64,133	\$65,416	\$134,783	\$448,123
Program Description RURAL PUBLIC TRANSIT PROGRAM							
T- 010404 CACHE EMPLOYMENT TRAINING CNTR: OPERATING (SMALL URBAN) .		\$130,000	\$286,588	\$248,766	\$0	\$0	\$665,354
UTAH DEPT. OF TRANSPORTATION	Federal Aid	\$65,000	\$143,294	\$124,383	\$0	\$0	\$332,677
	Match	\$65,000	\$143,294	\$124,383	\$0	\$0	\$332,677
T- 011390 CACHE EMPLOYMENT TRAINING CNTR: OPERATING (RURAL) .		\$80,000	\$0	\$0	\$0	\$0	\$80,000
UTAH DEPT. OF TRANSPORTATION	Federal Aid	\$40,000	\$0	\$0	\$0	\$0	\$40,000
	Match	\$40,000	\$0	\$0	\$0	\$0	\$40,000
T- 011394 FOUR CORNERS - OPERATING .		\$0	\$10,000	\$10,000	\$0	\$0	\$20,000
UTAH DEPT. OF TRANSPORTATION	Federal Aid	\$0	\$5,000	\$5,000	\$0	\$0	\$10,000
	Match	\$0	\$5,000	\$5,000	\$0	\$0	\$10,000
T- 013335 UINTAH BASIN AOG: OPERATION - (RURAL)		\$5,000	\$0	\$16,000	\$0	\$0	\$21,000
UTAH DEPT. OF TRANSPORTATION	Federal Aid	\$2,500	\$0	\$8,000	\$0	\$0	\$10,500
	Match	\$2,500	\$0	\$8,000	\$0	\$0	\$10,500
Program Description SALT LAKE URBANIZED AREA							
T- 008178 SL AREA - SPECIAL NEEDS FOR SENIORS & INDIVIDUALS WITH DISABILITIES		\$639,068	\$332,315	\$338,962	\$345,741	\$712,364	\$2,368,449
UTA WFRC PROJECT	Federal Aid	\$319,534	\$166,158	\$169,481	\$172,870	\$356,182	\$1,184,224
	Match	\$319,534	\$166,158	\$169,481	\$172,870	\$356,182	\$1,184,224
Program Description TRANSIT - SMALL URBAN							
T- 010403 RED ROCK CENTER FOR INDEPENDENCE: OPERATING.		\$8,500	\$0	\$5,300	\$0	\$0	\$13,800
UTAH DEPT. OF TRANSPORTATION	Federal Aid	\$4,250	\$0	\$2,650	\$0	\$0	\$6,900
	Match	\$4,250	\$0	\$2,650	\$0	\$0	\$6,900



DRAFT
DRAFT STIP

UDOT electronic Program Management Statewide Transportation Improvement Program



STIP 2021-2026

epm345_stip_report (Rev 1716)

Report Run on: Aug 31, 2020, 12:23 P.M.

TRANSIT:

Fund FTA_5310_80

Program Description RURAL PUBLIC TRANSIT PROGRAM

		2021	2022	2023	2024	CD	Total
T- 010399 COMMON GROUND - CAPITAL VEHICLE		\$0	\$0	\$70,000	\$0	\$0	\$70,000
UTAH DEPT. OF TRANSPORTATION	Federal Aid	\$0	\$0	\$56,000	\$0	\$0	\$56,000
	Match	\$0	\$0	\$14,000	\$0	\$0	\$14,000
T- 010452 CACHE EMPLOYMENT TRAINING CNTR: CAPITAL - VEHICLES .		\$81,250	\$0	\$70,000	\$0	\$0	\$151,250
UTAH DEPT. OF TRANSPORTATION	Federal Aid	\$65,000	\$0	\$56,000	\$0	\$0	\$121,000
	Match	\$16,250	\$0	\$14,000	\$0	\$0	\$30,250
T- 010603 SIX COUNTY AOG - CAPITAL - MOBILITY MANAGEMENT .		\$0	\$0	\$5,000	\$0	\$0	\$5,000
UTAH DEPT. OF TRANSPORTATION	Federal Aid	\$0	\$0	\$4,000	\$0	\$0	\$4,000
	Match	\$0	\$0	\$1,000	\$0	\$0	\$1,000
T- 011388 FIVE COUNTY AOG: MOBILITY MNGT (SMALL URBAN) .		\$16,345	\$15,139	\$37,146	\$0	\$0	\$68,630
UTAH DEPT. OF TRANSPORTATION	Federal Aid	\$13,076	\$12,111	\$29,717	\$0	\$0	\$54,904
	Match	\$3,269	\$3,028	\$7,429	\$0	\$0	\$13,726
T- 011391 FIVE COUNTY AOG; MOBILITY MNGT (RURAL) .		\$17,500	\$0	\$0	\$0	\$0	\$17,500
UTAH DEPT. OF TRANSPORTATION	Federal Aid	\$14,000	\$0	\$0	\$0	\$0	\$14,000
	Match	\$3,500	\$0	\$0	\$0	\$0	\$3,500
T- 011392 TOOELE COUNTY; CAPITAL - MOBILITY MANAGEMENT .		\$58,066	\$0	\$0	\$0	\$0	\$58,066
UTAH DEPT. OF TRANSPORTATION	Federal Aid	\$46,453	\$0	\$0	\$0	\$0	\$46,453
	Match	\$11,613	\$0	\$0	\$0	\$0	\$11,613
T- 011395 CARBON COUNTY SENIORS - CAPITAL- VEHICLES.		\$70,000	\$70,000	\$0	\$0	\$0	\$140,000
UTAH DEPT. OF TRANSPORTATION	Federal Aid	\$56,000	\$56,000	\$0	\$0	\$0	\$112,000
	Match	\$14,000	\$14,000	\$0	\$0	\$0	\$28,000
T- 011397 BEAR RIVER AOG; CAPITAL - MOBILITY MANAGEMENT .		\$0	\$0	\$50,000	\$0	\$0	\$50,000
UTAH DEPT. OF TRANSPORTATION	Federal Aid	\$0	\$0	\$40,000	\$0	\$0	\$40,000
	Match	\$0	\$0	\$10,000	\$0	\$0	\$10,000
T- 011400 EMERY COUNTY SENIOR CAPITAL - VEHICLES.		\$0	\$70,000	\$70,000	\$0	\$0	\$140,000
UTAH DEPT. OF TRANSPORTATION	Federal Aid	\$0	\$56,000	\$56,000	\$0	\$0	\$112,000
	Match	\$0	\$14,000	\$14,000	\$0	\$0	\$28,000
T- 011401 CACHE COUNTY SENIORS - CAPITAL VEHICLES.		\$0	\$70,000	\$0	\$0	\$0	\$70,000
UTAH DEPT. OF TRANSPORTATION	Federal Aid	\$0	\$56,000	\$0	\$0	\$0	\$56,000
	Match	\$0	\$14,000	\$0	\$0	\$0	\$14,000
T- 011402 WASHINGTON COUNTY SENIORS - VEHICLES (SM URBAN)		\$139,162	\$0	\$0	\$0	\$0	\$139,162
UTAH DEPT. OF TRANSPORTATION	Federal Aid	\$111,330	\$0	\$0	\$0	\$0	\$111,330
	Match	\$27,832	\$0	\$0	\$0	\$0	\$27,832
T- 011404 UINTAH BASIN AOG; MOBILITY MANAGEMENT (RURAL).		\$38,536	\$20,743	\$25,008	\$0	\$0	\$84,287
UTAH DEPT. OF TRANSPORTATION	Federal Aid	\$30,829	\$16,594	\$20,006	\$0	\$0	\$67,430
	Match	\$7,707	\$4,149	\$5,002	\$0	\$0	\$16,857



DRAFT
DRAFT STIP

UDOT electronic Program Management Statewide Transportation Improvement Program



STIP 2021-2026

epm345_stip_report (Rev 1716)

Report Run on: Aug 31, 2020, 12:23 P.M.

TRANSIT:		2021	2022	2023	2024	CD	Total
Fund FTA_5310_80							
Program Description RURAL PUBLIC TRANSIT PROGRAM							
T- 013337 RED ROCKS- CAPITAL - VEHICLES		\$0	\$0	\$60,000	\$0	\$0	\$60,000
UTAH DEPT. OF TRANSPORTATION	Federal Aid	\$0	\$0	\$48,000	\$0	\$0	\$48,000
	Match	\$0	\$0	\$12,000	\$0	\$0	\$12,000
Program Description RURAL TRANSPORTATION ASSISTANCE PROGRAM							
T- 015082 TURN COMMUNITY SERVICES CAPITAL - VEHICLES .		\$0	\$130,000	\$0	\$0	\$0	\$130,000
UTAH DEPT. OF TRANSPORTATION	Federal Aid	\$0	\$104,000	\$0	\$0	\$0	\$104,000
	Match	\$0	\$26,000	\$0	\$0	\$0	\$26,000
Program Description SALT LAKE URBANIZED AREA							
T- 015252 INNOVATIVE COORDINATED ACCESS AND MOBILITY PILOT PROGRAM (ICAI		\$875,156	\$0	\$0	\$0	\$0	\$875,156
UTA WFRC PROJECT	Federal Aid	\$700,125	\$0	\$0	\$0	\$0	\$700,125
	Match	\$175,031	\$0	\$0	\$0	\$0	\$175,031
Program Description TRANSIT - RURAL							
T- 010397 FOUR CORNERS: CAPITAL VEHICLES .		\$0	\$70,000	\$0	\$0	\$0	\$70,000
UTAH DEPT. OF TRANSPORTATION	Federal Aid	\$0	\$56,000	\$0	\$0	\$0	\$56,000
	Match	\$0	\$14,000	\$0	\$0	\$0	\$14,000
T- 010402 UINTAH SERVICE DISTRICT - CAPITAL VEHICLE (RURAL)		\$0	\$0	\$70,000	\$0	\$0	\$70,000
UTAH DEPT. OF TRANSPORTATION	Federal Aid	\$0	\$0	\$56,000	\$0	\$0	\$56,000
	Match	\$0	\$0	\$14,000	\$0	\$0	\$14,000
T- 010600 UINTAH BASIN AOG - CAPITAL- VEHICLE .		\$0	\$70,000	\$75,000	\$0	\$0	\$145,000
UTAH DEPT. OF TRANSPORTATION	Federal Aid	\$0	\$56,000	\$60,000	\$0	\$0	\$116,000
	Match	\$0	\$14,000	\$15,000	\$0	\$0	\$29,000
Fund FTA_5311_100							
Program Description RURAL PUBLIC TRANSIT PROGRAM							
T- 013336 URSTA - RTAP .		\$0	\$88,000	\$88,000	\$0	\$0	\$176,000
UTAH DEPT. OF TRANSPORTATION	Federal Aid	\$0	\$88,000	\$88,000	\$0	\$0	\$176,000
	Match	\$0	\$0	\$0	\$0	\$0	\$0
Program Description TRANSIT - RURAL							
T- 010602 UDOT ADMIN - RTAP .		\$88,000	\$30,608	\$31,805	\$0	\$0	\$150,413
UTAH DEPT. OF TRANSPORTATION	Federal Aid	\$88,000	\$30,608	\$31,805	\$0	\$0	\$150,413
	Match	\$0	\$0	\$0	\$0	\$0	\$0



DRAFT
DRAFT STIP

UDOT electronic Program Management Statewide Transportation Improvement Program



STIP 2021-2026

epm345_stip_report (Rev 1716)

Report Run on: Aug 31, 2020, 12:23 P.M.

TRANSIT:		2021	2022	2023	2024	CD	Total
Fund FTA_5311_50%							
Program Description RURAL PUBLIC TRANSIT PROGRAM							
T- 010413 INTERCITY BUS - OPERATING		\$0	\$1,505,654	\$1,528,604	\$0	\$0	\$3,034,258
UTAH DEPT. OF TRANSPORTATION	Federal Aid	\$0	\$752,827	\$764,302	\$0	\$0	\$1,517,129
	Match	\$0	\$752,827	\$764,302	\$0	\$0	\$1,517,129
T- 010428 PARK CITY TRANSIT: OPERATING .		\$6,162,924	\$3,677,836	\$5,222,984	\$0	\$0	\$15,063,744
UTAH DEPT. OF TRANSPORTATION	Federal Aid	\$3,081,462	\$1,838,918	\$2,611,492	\$0	\$0	\$7,531,872
	Match	\$3,081,462	\$1,838,918	\$2,611,492	\$0	\$0	\$7,531,872
T- 010440 UINTAH BASIN AOG: OPERATING .		\$410,000	\$423,000	\$724,500	\$0	\$0	\$1,557,500
UTAH DEPT. OF TRANSPORTATION	Federal Aid	\$205,000	\$211,500	\$362,250	\$0	\$0	\$778,750
	Match	\$205,000	\$211,500	\$362,250	\$0	\$0	\$778,750
T- 010593 CACHE VALLEY TRANSIT DISTRICT - OPERATING .		\$624,000	\$694,000	\$351,000	\$0	\$0	\$1,669,000
UTAH DEPT. OF TRANSPORTATION	Federal Aid	\$312,000	\$347,000	\$175,500	\$0	\$0	\$834,500
	Match	\$312,000	\$347,000	\$175,500	\$0	\$0	\$834,500
T- 013332 CEDAR CITY CORPORATION - OPERATING .		\$147,000	\$131,000	\$65,500	\$0	\$0	\$343,500
UTAH DEPT. OF TRANSPORTATION	Federal Aid	\$73,500	\$65,500	\$32,750	\$0	\$0	\$171,750
	Match	\$73,500	\$65,500	\$32,750	\$0	\$0	\$171,750
Program Description TRANSIT - RURAL							
T- 010412 GREYHOUND: (ICB) OPERATING .		\$766,704	\$766,704	\$766,704	\$0	\$0	\$2,300,112
UTAH DEPT. OF TRANSPORTATION	Federal Aid	\$383,352	\$383,352	\$383,352	\$0	\$0	\$1,150,056
	Match	\$383,352	\$383,352	\$383,352	\$0	\$0	\$1,150,056



DRAFT
DRAFT STIP

UDOT electronic Program Management Statewide Transportation Improvement Program



STIP 2021-2026

epm345_stip_report (Rev 1716)

Report Run on: Aug 31, 2020, 12:23 P.M.

TRANSIT:		2021	2022	2023	2024	CD	Total
Fund FTA_5311_80							
Program Description RURAL PUBLIC TRANSIT PROGRAM							
T- 010408 CEDAR CITY CORPORATION: BUS (RURAL) .		\$0	\$80,000	\$181,250	\$0	\$0	\$261,250
UTAH DEPT. OF TRANSPORTATION	Federal Aid	\$0	\$64,000	\$145,000	\$0	\$0	\$209,000
	Match	\$0	\$16,000	\$36,250	\$0	\$0	\$52,250
T- 010409 PARK CITY TRANSIT: CONSTRUCTION .		\$0	\$2,451,166	\$0	\$0	\$0	\$2,451,166
UTAH DEPT. OF TRANSPORTATION	Federal Aid	\$0	\$1,960,933	\$0	\$0	\$0	\$1,960,933
	Match	\$0	\$490,233	\$0	\$0	\$0	\$490,233
T- 010427 UINTAH BASIN AOG: PROJECT ADMINISTRATION .		\$170,850	\$177,000	\$261,000	\$0	\$0	\$608,850
UTAH DEPT. OF TRANSPORTATION	Federal Aid	\$136,680	\$141,600	\$208,800	\$0	\$0	\$487,080
	Match	\$34,170	\$35,400	\$52,200	\$0	\$0	\$121,770
T- 010594 CACHE VALLEY TRANSIT; ADMINISTRATION .		\$238,000	\$254,000	\$136,000	\$0	\$0	\$628,000
UTAH DEPT. OF TRANSPORTATION	Federal Aid	\$190,400	\$203,200	\$108,800	\$0	\$0	\$502,400
	Match	\$47,600	\$50,800	\$27,200	\$0	\$0	\$125,600
T- 010596 CEDAR CITY CORPORATION - CONSTRUCTION		\$10,800	\$0	\$0	\$0	\$0	\$10,800
UTAH DEPT. OF TRANSPORTATION	Federal Aid	\$8,640	\$0	\$0	\$0	\$0	\$8,640
	Match	\$2,160	\$0	\$0	\$0	\$0	\$2,160
T- 010597 PARK CITY TRANSIT - PROJECT ADMIN .		\$173,545	\$0	\$1,900,000	\$0	\$0	\$2,073,545
UTAH DEPT. OF TRANSPORTATION	Federal Aid	\$138,836	\$0	\$1,520,000	\$0	\$0	\$1,658,836
	Match	\$34,709	\$0	\$380,000	\$0	\$0	\$414,709
T- 010598 PARK CITY TRANSIT -CAPITAL - BUSES/EQUIPMENT .		\$754,239	\$0	\$0	\$0	\$0	\$754,239
UTAH DEPT. OF TRANSPORTATION	Federal Aid	\$603,391	\$0	\$0	\$0	\$0	\$603,391
	Match	\$150,848	\$0	\$0	\$0	\$0	\$150,848
T- 011396 SOUTHEASTERN UTAH ALG		\$0	\$17,500	\$0	\$0	\$0	\$17,500
UTAH DEPT. OF TRANSPORTATION	Federal Aid	\$0	\$14,000	\$0	\$0	\$0	\$14,000
	Match	\$0	\$3,500	\$0	\$0	\$0	\$3,500
T- 011403 UINTAH BASIN AOG; CAPITAL - BUS SHELTERS.		\$24,000	\$15,000	\$0	\$0	\$0	\$39,000
UTAH DEPT. OF TRANSPORTATION	Federal Aid	\$19,200	\$12,000	\$0	\$0	\$0	\$31,200
	Match	\$4,800	\$3,000	\$0	\$0	\$0	\$7,800
T- 013331 CEDAR CITY CORPORATION - PROJECT ADMINISTRATION .		\$42,000	\$43,200	\$0	\$0	\$0	\$85,200
UTAH DEPT. OF TRANSPORTATION	Federal Aid	\$33,600	\$34,560	\$0	\$0	\$0	\$68,160
	Match	\$8,400	\$8,640	\$0	\$0	\$0	\$17,040
T- 013333 FIVE COUNTY AOG; CAPITAL - MOBILITY MANAGEMENT .		\$0	\$46,000	\$65,000	\$0	\$0	\$111,000
UTAH DEPT. OF TRANSPORTATION	Federal Aid	\$0	\$36,800	\$52,000	\$0	\$0	\$88,800
	Match	\$0	\$9,200	\$13,000	\$0	\$0	\$22,200
T- 013334 TOOELE COUNTY - CAPITAL - MOBILIBY MANAGEMENT .		\$54,066	\$0	\$0	\$0	\$0	\$54,066
UTAH DEPT. OF TRANSPORTATION	Federal Aid	\$43,253	\$0	\$0	\$0	\$0	\$43,253
	Match	\$10,813	\$0	\$0	\$0	\$0	\$10,813



DRAFT

DRAFT STIP

UDOT electronic Program Management

Statewide Transportation Improvement Program



STIP 2021-2026

Report Run on: Aug 31, 2020, 12:23 P.M.

epm345_stip_report (Rev 1716)

TRANSIT:		2021	2022	2023	2024	CD	Total
Fund FTA_ILL							
Program Description PROVO/OREM URBANIZED AREA							
T- 004311	ROW FOR FUTURE CRT FACILITY IN PROVO.	\$0	\$0	\$0	\$0	\$0	\$0
UTA MAG PROJECT							
	Federal Aid	\$0	\$0	\$0	\$0	\$0	\$0
	Match	\$0	\$0	\$0	\$0	\$0	\$0
T- 007026	TIMPONOGOS REMODEL AND EXPANSION - BEGIN DESIGN .	\$0	\$200,000	\$0	\$250,000	\$0	\$450,000
UTA MAG PROJECT							
	Federal Aid	\$0	\$160,000	\$0	\$200,000	\$0	\$360,000
	Match	\$0	\$40,000	\$0	\$50,000	\$0	\$90,000
T- 007029	ROW FOR FUTURE LRT FACILITY IN UTAH COUNTY.	\$0	\$0	\$0	\$0	\$18,000,000	\$18,000,000
UTA MAG PROJECT							
	Federal Aid	\$0	\$0	\$0	\$0	\$14,400,000	\$14,400,000
	Match	\$0	\$0	\$0	\$0	\$3,600,000	\$3,600,000
Program Description SALT LAKE URBANIZED AREA							
T- 006171	ROW FOR FUTURE SOUTH SALT LAKE COUNTY BUS GARAGE	\$0	\$0	\$15,000,000	\$0	\$0	\$15,000,000
WFRC SALT LAKE PROJECT							
	Federal Aid	\$0	\$0	\$12,000,000	\$0	\$0	\$12,000,000
	Match	\$0	\$0	\$3,000,000	\$0	\$0	\$3,000,000
Program Description SALT LAKE/OGDEN/LAYTON URBANIZED AREA							
T- 007024	MID-VALLEY CONNECTOR .	\$0	\$0	\$0	\$0	\$0	\$0
UTA WFRC PROJECT							
	Federal Aid	\$0	\$0	\$0	\$0	\$0	\$0
	Match	\$0	\$0	\$0	\$0	\$0	\$0
Program Description TRANSIT - NEW CONSTRUCTION (UNFUNDED)							
T- 004279	RIVERSIDE EXPANSION - PLANNING EFFORT	\$0	\$200,000	\$0	\$0	\$0	\$200,000
UTA WFRC PROJECT							
	Federal Aid	\$0	\$160,000	\$0	\$0	\$0	\$160,000
	Match	\$0	\$40,000	\$0	\$0	\$0	\$40,000
T- 007135	ROW FOR FUTUR LRT FACILTY NEAR AIRPORT	\$0	\$0	\$0	\$0	\$2,365,000	\$2,365,000
UTA WFRC PROJECT							
	Federal Aid	\$0	\$0	\$0	\$0	\$1,892,000	\$1,892,000
	Match	\$0	\$0	\$0	\$0	\$473,000	\$473,000
T- 007892	ROW FOR FUTURE CRT FACILTY IN OGDEN .	\$0	\$0	\$0	\$0	\$4,700,000	\$4,700,000
UTA WFRC PROJECT							
	Federal Aid	\$0	\$0	\$0	\$0	\$3,760,000	\$3,760,000
	Match	\$0	\$0	\$0	\$0	\$940,000	\$940,000
T- 007893	ROW FOR FUTURE WARM SPRINGS EXPANSION	\$0	\$1,930,000	\$7,295,000	\$0	\$0	\$9,225,000
UTA WFRC PROJECT							
	Federal Aid	\$0	\$1,544,000	\$5,836,000	\$0	\$0	\$7,380,000
	Match	\$0	\$386,000	\$1,459,000	\$0	\$0	\$1,845,000
T- 007899	SOUTH DAVIS TRANSIT BRT.	\$0	\$0	\$0	\$1,000,000	\$1,000,000	\$2,000,000
UTA WFRC PROJECT							
	Federal Aid	\$0	\$0	\$0	\$800,000	\$800,000	\$1,600,000
	Match	\$0	\$0	\$0	\$200,000	\$200,000	\$400,000
Program Description TRANSIT - NEW SERVICE							
T- 004272	REMODEL OK MANUFACTURING BUILDING .	\$0	\$1,215,500	\$0	\$0	\$0	\$1,215,500
UTA WFRC PROJECT							
	Federal Aid	\$0	\$972,400	\$0	\$0	\$0	\$972,400
	Match	\$0	\$243,100	\$0	\$0	\$0	\$243,100
T- 005163	FUTURE OF FRONTRUNNER .	\$0	\$0	\$0	\$0	\$0	\$0
UTA WFRC PROJECT							
	Federal Aid	\$0	\$0	\$0	\$0	\$0	\$0
	Match	\$0	\$0	\$0	\$0	\$0	\$0



DRAFT
DRAFT STIP

UDOT electronic Program Management Statewide Transportation Improvement Program



STIP 2021-2026

epm345_stip_report (Rev 1716)

Report Run on: Aug 31, 2020, 12:23 P.M.

TRANSIT:		2021	2022	2023	2024	CD	Total
Fund LOCAL_GOV							
Program Description SALT LAKE OGDEN URBANIZED AREA							
T- 004334 LIGHT RAIL AND COMMUTR RAIL VEHICLE REHAB.		\$12,892,498	\$14,630,121	\$16,495,600	\$16,730,800	\$31,862,444	\$92,611,463
WFRC UTA PROJECT	Federal Aid	\$0	\$0	\$0	\$0	\$0	\$0
	Match	\$0	\$0	\$0	\$0	\$0	\$0
T- 006458 AIRPORT TRAX REALIGNMENT		\$13,000,000	\$5,550,000	\$0	\$0	\$0	\$18,550,000
WFRC UTA PROJECT	Federal Aid	\$0	\$0	\$0	\$0	\$0	\$0
	Match	\$0	\$0	\$0	\$0	\$0	\$0
Program Description SALT LAKE/OGDEN/LAYTON URBANIZED AREA							
T- 007255 BUS ENGINE/TRANSMISSION/COMPONENT REHAB/ REPLACEMENT .		\$1,800,000	\$1,800,000	\$600,000	\$600,000	\$1,200,000	\$6,000,000
UTA WFRC PROJECT	Federal Aid	\$0	\$0	\$0	\$0	\$0	\$0
	Match	\$0	\$0	\$0	\$0	\$0	\$0
T- 004339 28 NEW BUSES FOR SL COUNTY SERVICES		\$14,000,000	\$0	\$0	\$0	\$0	\$14,000,000
WFRC UTA PROJECT	Federal Aid	\$0	\$0	\$0	\$0	\$0	\$0
	Match	\$0	\$0	\$0	\$0	\$0	\$0
T- 006457 UTA BUDGET FOR BUS, PARATRANSIT & VAN REPLACEMENT .		\$32,487,294	\$29,053,579	\$16,023,912	\$38,673,126	\$80,952,433	\$197,190,344
WFRC UTA PROJECT	Federal Aid	\$0	\$0	\$0	\$0	\$0	\$0
	Match	\$0	\$0	\$0	\$0	\$0	\$0
Program Description TRANSIT - NEW SERVICE							
T- 007022 VINYARD DOUBLE TRACKING; SEEKING BUILD OR TTIF GRANT FUNDS .		\$10,000,000	\$0	\$0	\$0	\$0	\$10,000,000
UTA MAG PROJECT	Federal Aid	\$0	\$0	\$0	\$0	\$0	\$0
	Match	\$0	\$0	\$0	\$0	\$0	\$0