

**TRANSPORTATION IMPROVEMENT PROGRAM (TIP)
2020-2025 PROJECTS**

For the

WASATCH FRONT REGIONAL COUNCIL (WFRC) AREA

Including a separate listing of the following programs

Urban Surface Transportation Program (STP),
Congestion Mitigation/ Air Quality Program (CMAQ),
Transportation Alternatives Program (TAP)

Other Federal Highway Administration Funds	Federal Transit Administration Funds	State Funds
National Highway Performance Interstate Maintenance (IM) National Highway System (NHS) Bridge On State System Bridge Replacement Off System – Local Off System – Optional Minimum Guarantee Highway Safety Improvement Safety Any Area Rail/ Highway Crossing – Hazard Elimination Recreational Trails Program Safe Routes to School STP - Any Area Statewide TIGER Discretionary Funds Other Federal Funds	<u>Sec. 5303</u> – MPO & Statewide Planning <u>Sec. 5307</u> – Urbanized Area Formula <u>Sec. 5309</u> – Capital Investment Program – New Starts <u>Sec. 5309</u> – Capital Investment Program – Bus <u>Sec. 5309</u> – Capital Investment –Fixed Guide-way Modernization <u>Sect. 5310</u> – Elderly Persons and Persons with Disabilities <u>Sec. 5337</u> – State of Good Repair <u>Sec. 5339</u> – Buses and Bus Facilities Capital Investment Programs	State Construction Centennial Highway Funds Critical Highway Need Funds Highway Construction - Program State General Funds State Traffic Corridor - Preservation Transportation Investment - Fund (TIF)

Section includes;

- Glossary of Federal Funding Types
- Financial Tables
- Performance Measures
- Projects included in the 2020-2025 Transportation Improvement Program (TIP)
 - Urban Surface Transportation Program (STP) Projects
 - Congestion Mitigation/ Air Quality Program (CMAQ) Projects
 - Transportation Alternatives Program (TAP) Projects
 - Other Federal-Aid Funded and State Funded Projects
 - Transit Funded Projects



UDOT electronic Program Management

STIP Planning Fund Table



epm381_plan_fund (Rev 448)

Report run on: August 28, 2019 5:02 PM

Plan Fund	Description	Category	Fed Aid	Reg	Fed/St
5309 FIX_GDW	SEC 509 FIXED GUIDEWAY GRANT	LOCAL	100.00	Y	F
BRD_F	BRIDGE RESEARCH & DEPLOY PRG	MISC	50.00	Y	F
BR_OFF	BRIDGE REHAB/REPLACEMENT (OFF SYSTEM)	BRIDGE	80.00	Y	F
BR_ON/OFF	BRIDGE REHAB/REPLACEMENT (ON/OFF)	BRIDGE	80.00	Y	F
BYWAYS	SCENIC BYWAYS	FLH	80.00	Y	F
CMAQ_BOX_ELD	CONGESTION MITIGATION / AIR (BOX ELDER)	CMAQ	93.23	Y	F
CMAQ_CACHE	CONGESTION MITIGATION/AIR QUALITY (CACHE)	CMAQ	93.23	Y	F
CMAQ_CACHE1	CMAQ CACHE @ 100%	CMAQ	100.00	Y	F
CMAQ_MAG	CONGESTION MITIGATION/AIR QUALITY (MAG)	CMAQ	93.23	Y	F
CMAQ_MAG_100	CMAQ MAG @ 100 %	CMAQ	100.00	Y	F
CMAQ_PM2.5	CMAQ REDUCE PM 2.5 EMISSIONS	CMAQ	93.23	Y	F
CMAQ_TOOELE	CONGESTION MITIGATION/AIR QUALITY (TOOELE)	CMAQ	93.23	Y	F
CMAQ_TOOELE1	CMAQ TOOELE @ 100 %	CMAQ	100.00	Y	F
CMAQ_WFRC	CONGESTION MITIGATION/AIR QUALITY (WFRC)	CMAQ	93.23	Y	F
CMAQ_WFRC_1	CMAQ WFRC @ 100 % PRO-RATA	CMAQ	100.00	Y	F
EM_2005_IMD	EARMARK - IM DISCRETIONARY (2005)	EARMARK	94.18	Y	F
EM_2005_PLH	EARMARK - PUBLIC LANDS HWYS (2005)	EARMARK	100.00	Y	F
EM_2006_112	EARMARK - SECTION 112 (2006)	EARMARK	100.00	Y	F
EM_2006_PLH	EARMARK - PUBLIC LANDS HWYS (2006)	EARMARK	100.00	Y	F
EM_2008_129	EARMARK - SECTION 129	EARMARK	100.00	Y	F
EM_2009_PLHD	EARMARK - PUBLIC LANDS HIGHWAY (2009)	EARMARK	100.00	Y	F
EM_2009_TCSP	EARMARK - TCSP (2009)	EARMARK	80.00	Y	F
EM_2010_FBD	EARMARK - FERRY BOAT DISCRETIONARY	EARMARK	80.00	Y	F
EM_2010_IMD	EARMARK - IM DISCRETIONARY (2010)	EARMARK	90.00	Y	F
EM_2011_PLHD	EARMARK - PUBLIC LANDS HWY DISCRETIONARY	EARMARK	100.00	Y	F
EM_2011_TFPF	EARMARK - TRUCK PARKING FAC PROG (2011)	EARMARK	100.00	Y	F
EM_2012_HFL	EARMARK - HWY FOR LIFE (2012)	EARMARK	80.00	Y	F
EM_2012_IBRD	EARMARK - INNOVATIVE BRIDGE RESEARCH	EARMARK	100.00	Y	F
EM_2012_PLHD	EARMARK - PUBLIC LANDS HWY DISC. (2012)	EARMARK	100.00	Y	F
EM_2012_TCSP	EARMARK - TCSP PROGRAM (2012)	EARMARK	80.00	Y	F
EM_2014_FBD	FERRY BOAT DISC FUNDS - 2014	EARMARK	80.00	Y	F
EM_2015_FBD	FERRY BOAT DISCR FUND 2015	EARMARK	80.00	Y	F
EM_2016_FBD	FERRY BOAT DISC FUNDS - 2016	EARMARK	80.00	Y	F
EM_2017_FBD	FERRY BOAT DISCR FUNDS - 2017	EARMARK	80.00	Y	F
EM_2018_FBD	FERRY BOAT DISR FUNDS - 2018	EARMARK	80.00	Y	F
EM_HPP_1702	EARMARK - HIGH PRIOR PROJ - SECTION 1702	EARMARK	80.00	Y	F
EM_HPP_2010	EARMARK - 2010 SURFACE TRANS PRIORTIES	EARMARK	100.00	Y	F
EM_HPP_T21	EARMARK - HIGH PRIOR PROJ - TEA 21	EARMARK	80.00	Y	F
EM_RNZ9	STP 5590 REPURPOSED EARMARK	EARMARK	80.00	Y	F
EM_RPF0@80	EM_RPF0@80 REPURPOSED EARMARK 80/20	EARMARK	80.00	Y	F
EM_RPF1@93.2	REPURPOSED EARMARK @93.23	EARMARK	93.23	Y	F
EM_RPF9@80	REPURPOSED EARMARK @ 80	EARMARK	80.00	Y	F
EM_RPF9@93.2	REPURPOSED EARMARK @ 93.23	EARMARK	93.23	Y	F
EM_RPS0@93.2	REPURPOSED EARMARK SPECIAL	EARMARK	93.23	Y	F
EM_RPS9@100	REPURPOSED EARMARK @ 100%	EARMARK	100.00	Y	F



UDOT electronic Program Management

STIP Planning Fund Table



epm381_plan_fund (Rev 448)

Report run on: August 28, 2019 5:02 PM

Plan Fund	Description	Category	Fed Aid	Reg	Fed/St
EM_RPS9@80	REPURPOSED EARMARK @ 80%	EARMARK	80.00	Y	F
EM_RPS9@93.2	REPURPOSED EARMARK @ 93.23	EARMARK	93.23	Y	F
EM_TI_1934	EARMARK - TRANS IMPROV PROJ - SEC 1934	EARMARK	93.23	Y	F
ENH_EAC_100%	STP ENHANCEMENT FUNDS @ 100%	STP	100.00	Y	F
EQ_BONUS(MG)	EQUITY BONUS / MINIMUM GUARANTY	EB / MG	93.23	Y	F
ER_2010	EMERGENCY RELIEF - 2010 EVENTS (93.23%)	ER	93.23	Y	F
ER_2016	EMERGENCY RELIEF - 2016 EVENT	ER	93.23	Y	F
ER_OTHER	EMERGENCY RELIEF - OTHER EVENTS	ER	100.00	Y	F
FA_INFRA@100	INFRA GRANT	MISC	100.00	Y	F
FA_LTAP	LOCAL TRANSPORTATION ASSISTANCE PRGM	MISC	50.00	Y	F
FA_MISC	FEDERAL AID MISCELLANEOUS	MISC	80.00	Y	F
FA_MISC_100%	MISC. FEDERAL AID WITH 100% PRO RATA	MISC	100.00	Y	F
FA_MISC_50%	FEDERAL AID WITH 50% PRO-RATA	MISC	50.00	Y	F
FA_PUB_LANDS	PUBLIC LANDS HIGHWAYS	FLH	100.00	Y	F
FA_SHRP2	SHRP2 IMPLEMENTATION ASSISTANCE	MISC	100.00	Y	F
FA_STIC_2015	STIC INCENTIVE PROGRAM	MISC	100.00	Y	F
FA_STIC_2017	FY17 STIC INCENTIVE PROGRAM	MISC	100.00	Y	F
FA_STIC_2018	STIC - INCENTIVE PROGRAM	MISC	100.00	Y	F
FLHP	FEDERAL LANDS HIGHWAY PROGRAM	FLH	100.00	Y	F
FTA 5309_FGC	FIXED GUIDEWAY CAPITAL INVESTMENTS GRANT	LOCAL	50.00	Y	F
FTASEC_3028	FED TRANSIT ADMINISTRATION SEC 3028	STATE	80.00	Y	F
FTASEC_5303	FED TRANSIT ADMINISTRATION	PL	80.00	Y	F
FTASEC_5307	FED TRANSIT ADMINISTRATION SEC. 5307	STATE	80.00	Y	F
FTASEC_5309	FED TRANSIT ADMINISTRATION SEC 5309	STATE	80.00	Y	F
FTASEC_5310	FED TRANSIT ADMINISTRATION SEC 5310	STATE	80.00	Y	F
FTASEC_5320	TRANSIT IN THE PARK FUNDING	LOCAL	80.00	Y	F
FTASEC_5337	SECTION 5337 STATE OF GOOD REPAIR FUNDS	LOCAL	80.00	Y	F
FTASEC_5339	FED TRANSIT ADMINISTRATION SEC 5339	STATE	80.00	Y	F
FTA_5303	FTA-MPO (CPG) FUNDS @ 93.23 % PRORATA	PL	93.23	Y	F
FTA_5303_100	FTA MPO FUNDS @100 %	PL	100.00	Y	F
FTA_5304_80%	FTA SEC_5304 GRANT @ 80%	LOCAL	80.00	Y	F
FTA_5307_50%	FTA SECTION 5307 GRANT 50% MATCH	LOCAL	50.00	Y	F
FTA_5310_100	FTA SECTION 5310 @ 100 %	LOCAL	100.00	Y	F
FTA_5310_50	FTA SECTION 5310 @50 % SM RURAL	LOCAL	50.00	Y	F
FTA_5310_80	FTA SECTION 5310 @ 80% SM RURAL	LOCAL	80.00	Y	F
FTA_5311_10	FTA-5311 60%@ 50%, 40% @ 20% MATCH	STATE	58.80	Y	F
FTA_5311_100	FTA SECTION 5311 GRANT AT 0% MATCH	LOCAL	100.00	Y	F
FTA_5311_50%	FTA SECTION 5311 GRANT 50 % MATCH	LOCAL	50.00	Y	F
FTA_5311_80	FTA SECTION 5311 @ 80%	LOCAL	80.00	Y	F
FTA_5312_85%	FTA SECTION 5312 LONO FUNDS	LOCAL	85.00	Y	F
FTA_5312_90%	FTA SECTIN 5312 LONO FUNDS @ 90%	LOCAL	90.00	Y	F
FTA_5316_10	FTA- 5316 JOB ACCESS & REVERSE COMMUTE	STATE	58.80	Y	F
FTA_5317	TRANSIT - NEW FREEDOM PROGRAM	STATE	50.00	Y	F
FTA_5317_10	FTA-5317 NEW FREEDOM PROGRAM	STATE	58.80	Y	F
FTA_5329_80	FTA SECTION 5329 @ 80 %	LOCAL	80.00	Y	F



UDOT electronic Program Management

STIP Planning Fund Table



epm381_plan_fund (Rev 448)

Report run on: August 28, 2019 5:02 PM

Plan Fund	Description	Category	Fed Aid	Reg	Fed/St
FTA_5339_80	FTA SECTION 5339 @ 80 %	LOCAL	80.00	Y	F
FTA_5339_85	FTA BUS & BUS FACILITY FUNDS	LOCAL	85.00	Y	F
FTA_ILL	FED TRANSIT ADMINISTRATION ILLUSTRATIVE	STATE	80.00	Y	F
HPP_1702@100	EARMARK - HPP - SEC 1702 @ 100 %	EARMARK	100.00	Y	F
HSIP	HIGHWAY SAFETY IMPROVEMENT PROGAM	SAFETY	93.23	Y	F
HSIP_100%	HIGHWAY SAFETY PROGRAM @ 100 % FA	SAFETY	100.00	Y	F
HSIP_HRRR	HIGH RISK RURAL ROADS	SAFETY	93.23	Y	F
HSIP_HRRR@1	HSIP HIGH RISK RURAL ROADS @100%	SAFETY	100.00	Y	F
HSIP_HRRR_SR	HSIP HIGH RISK RURAL ROAD - SPECIAL RULE	SAFETY	93.23	Y	F
IM	INTERSTATE MAINTENANCE	IM	94.18	Y	F
ITS_RESEARCH	ITS RESEARCH ALLOCATION OF FUNDS	MISC	50.00	Y	F
LHIP	HIGHWAY INFRASTRUCTURE	MISC	80.00	Y	F
LOCAL_GOVT	LOCAL GOVERNMENT FUNDS	LOCAL	0.00	Y	L
LOCAL_INKIND	LOCAL IN KIND (SOFTMATCH)	LOCAL	0.00	Y	O
LOCAL_MATCH	LOCAL MACHING FUNDS	LOCAL	0.00	Y	L
L_BETTERMENT	LOCAL GOVT - BETTERMENT CO-OP	LOCAL	0.00	Y	O
L_CORR-WEBER	CORRIDOR PRESERVATION - WEBER CO	LOCAL	0.00	Y	O
L_CORR_DAVIS	CORRIDOR PRESERVATION - DAVIS CO	LOCAL	0.00	Y	O
L_CORR_MATCH	CORRIDOR PRESERVATION - STATE MATCH	LOCAL	0.00	Y	O
L_CORR_UTCO	CORRIDOR PRESERVATION - UTAH CO	LOCAL	0.00	Y	O
L_CORR_WASH	CORRIDOR PRESERVATION - WASHINGTON CO	LOCAL	0.00	Y	L
L_PASS_MATCH	LOCAL PASS THUR MATCH	LOCAL	0.00	Y	L
MAG_EXCHANGESTATE/	FEDERAL FUNDS EXCHANGE W/MAG	LOCAL	0.00	Y	L
NHFP	NATIONAL HIGHWAY FREIGHT PROGRAM	NHFP	93.23	Y	F
NHPP_BR	NAT'L HIGHWAY PERFORM PROG. BRIDGE ON	NHPP	93.23	Y	F
NHPP_EXEMPT	NAT'L PERFORM PROG - EXEMPT	NHPP	93.23	Y	F
NHPP_IM	NAT'L HIGHWAY PERFORM PROGRAM - IM	NHPP	94.18	Y	F
NHPP_NHS	NAT'L HIGHWAY PERFORM PROG. NHS ROUTES	NHPP	93.23	Y	F
NHS	NATIONAL HIGHWAY SYSTEM	NH	93.23	Y	F
NRT	NATIONAL RECREATION TRAILS	REC TRAILS	50.00	Y	F
NSFL&TPGRANT	NAT'L SIG FED LAND & TRIBAL GRANT	MISC	100.00	Y	F
NSTI	NATIONAL SUMMER TRANSPORTATION INSTITUTE	MISC	100.00	Y	F
OTHER	PRIVATE FUNDS	MISC	0.00	Y	O
OTHER_STATE	OTHER STATE AGENCY	STATE	0.00	Y	S
PL_CMPO	PLANNING MPO (CACHE)	STP	93.23	Y	F
PL_CMPO_100	PLANNING FUND CMPO 100%	PL	100.00	Y	F
PL_DMPO	PLANNING MPO (DIXIE)	STP	93.23	Y	F
PL_MAG	PLANNING MPO (MAG)	STP	93.23	Y	F
PL_WFRC	PLANNING MPO (WFRC)	STP	93.23	Y	F
R/H_DEVIC90S	RAIL/HWY DEVICES WITH STATE MATCH	RAIL/HWY	90.00	Y	F
R/H_DEVICES1	RAIL/HWY DEVICES @ 100%	RAIL/HWY	100.00	Y	F
R/H_DEVICES90	RAIL/HIGHWAY DEVICES @90/10	RAIL/HWY	90.00	Y	F
R/H_HZ_EL90S	RAIL/HWY HAZARD ELIM W/ STATE MATCH	RAIL/HWY	90.00	Y	F
R/H_HZ_ELM1	RAIL/HWY HAZARD ELIM @100 %	RAIL/HWY	100.00	Y	F
R/H_HZ_ELM90	RAIL / HWY ELIM @90/10	RAIL/HWY	90.00	Y	F



UDOT electronic Program Management

STIP Planning Fund Table



epm381_plan_fund (Rev 448)

Report run on: August 28, 2019 5:02 PM

Plan Fund	Description	Category	Fed Aid	Reg	Fed/St
SAFETY_406	SAFETY INITIATIVES SECTION 406 PROGRAM	SAFETY	100.00	Y	F
SEC154_HSIP	SECTION 154 PENALTIES FOR HSIP	HSIP	93.23	Y	F
SEC164_HSIP	SECTION 164 PENALTIES-FOR HSIP	HSIP	93.23	Y	F
SPR_P	STATEWIDE PLANNING & RESEARCH (PLANNING)	SPR	80.00	Y	F
SPR_P_100%	SPR PLANNING FUNDS @ 100%	SPR	100.00	Y	F
SPR_P_50%	SPR PLANNING FUNDS 50%	SPR	50.00	Y	F
SPR_P_MAG	SPR PLANNING FUNDS MAG	SPR	100.00	Y	F
SPR_P_WFRC	WFRC PLANNING FUNDS	SPR	100.00	Y	F
SPR_R	STATEWIDE PLANNING & RESEARCH (RESEARCH)	SPR	80.00	Y	F
SPR_R_100%	SPR POOLED FUND 100%	SPR	100.00	Y	F
SR2S_INFR	SAFE ROUTES TO SCHOOLS - INFRASTRUCTURE	SAFETY	100.00	Y	F
SR2S_OPT	SAFE ROUTES TO SCHOOLS - EITHER	SAFETY	100.00	Y	F
SR2S_PRGM	SAFE ROUTES TO SCHOOLS - PROGRAM ADMIN	STATE	100.00	Y	F
STP_BR	STP - JHC BRIDGE FUNDS UNDER MAPP-21	STP	93.23	Y	F
STP_BRIDGE	STP - BRIDGE FUNDS FOR STATE PROJECTS	STP	93.23	Y	F
STP_BR_100%	JHC BRIDGE FUNDS @ 100 % PRO-RATA	STP	100.00	Y	F
STP_ENH_EAC	STP - ENHANCEMENT - ADVISORY COMM	STP	80.00	Y	F
STP_ENH_ST	STP - ENHANCEMENT - STATE	STP	80.00	Y	F
STP_EXCHANGE	STP FUNDS EXCHANGE WITH MPO	STP	93.23	Y	F
STP_FLX_100%	STP_FLEXIBLE @ 100 FEDERAL FUNDING	STP	100.00	Y	F
STP_FLX_CMPO	STP - FLEXIBLE CACHE (CMPO)	STP	93.23	Y	F
STP_FLX_DMPO	STP - FLEXIBLE DIXIE (DMPO)	STP	93.23	Y	F
STP_FLX_MAG	STP - FLEXIBLE SOUTH UTAH CO (MAG)	STP	93.23	Y	F
STP_FLX_ST	STP - FLEXIBLE (ANY AREA) STATEWIDE	STP	93.23	Y	F
STP_FLX_WFRC	STP - FLEXIBLE (WFRC)	STP	93.23	Y	F
STP_HIF_O/L	HIGHWAY INFRASTRUCTURE - OGDEN/LAYTON	STP	93.23	Y	F
STP_HIF_P/O	HIGHWAY INFRASTRUCTURE - PROVO/OGDEN	STP	93.23	Y	F
STP_HIF_RURL	HIGHWAY INFRASTRUCTURE - NON URBAN	STP	93.23	Y	F
STP_HIF_SL	HIGHWAY INFRASTRUCTURE - SALT LAKE	STP	93.23	Y	F
STP_HIF_ST	HIGHWAY INFRASTRUCTURE FUNDS	STP	93.23	Y	F
STP_HIF_SU	HIGHWAY INFRASTRUCTURE - SMALL URBAN	STP	93.23	Y	F
STP_RURAL	STP-RURAL (NON URBAN)	STP	93.23	Y	F
STP_SU_CMPO	STP - SMALL URBAN (CACHE)	STP	93.23	Y	F
STP_SU_DMPO	STP - SMALL URBAN (DIXIE)	STP	93.23	Y	F
STP_SU_DMPO1	STP-SMALL URBAN DMPO @ 100	STP	100.00	Y	F
STP_SU_JHC	STP - SMALL URBAN (JHC)	STP	93.23	Y	F
STP_SU_JHC@1	STP- SMALL URBAN (JHC) @ 100 %	STP	100.00	Y	F
STP_SU_MAG	STP - SMALL URBAN SOUTH UTAH CO (MAG)	STP	93.23	Y	F
STP_TAP_ST	CONVERTED TAP FUNDS TO STP	TAP	93.23	Y	F
STP_UB_P/O_U	UDOT'S URBAN STP FROM MAG EXCHANGE	STP	93.23	Y	F
STP_URB_O/L	STP - URBAN AREA OGDEN / LAYTON (WFRC)	STP	93.23	Y	F
STP_URB_P/O	STP - URBAN AREA PROVO/OREM (MAG)	STP	93.23	Y	F
STP_URB_SL	STP - URBAN AREA SALT LAKE (WFRC)	STP	93.23	Y	F
STP_URB_SL@1	STP SALT LAKE URBAN FUNDS @ 100 %	STP	100.00	Y	F
STP_UR_O/L@1	STP - O/L URBAN AREA @ 100%	STP	100.00	Y	F



UDOT electronic Program Management

STIP Planning Fund Table



epm381_plan_fund (Rev 448)

Report run on: August 28, 2019 5:02 PM

Plan Fund	Description	Category	Fed Aid	Reg	Fed/St
STP_UR_P/O@1	STP-URBAN STEA 03 FUNDS	STP	100.00	Y	F
ST_ADA_RAMPS	STATE CONST-ADA RAMP PLACEMENTS	STATE	0.00	Y	S
ST_APPROP	STATE APPROPRIATED BUDGET	STATE	0.00	Y	S
ST_ATMS	STATE CONST - ATMS STATEWIDE	STATE	0.00	Y	S
ST_ATMS_AM	ATMS ASSET MANGEMENT (LIFE CYCLE REPLACE	STATE	0.00	Y	S
ST_BARRIER	STATE CONST - BARRIER TREATMENTS	STATE	0.00	Y	S
ST_BONDS_MVC	MTN VIEW CORRIDOR - LEG APPROVED BONDING	STATE	0.00	Y	S
ST_BRIDGE	STATE CONST - BRIDGE PROGRAM	STATE	0.00	Y	S
ST_CAV	CONNECTED AUTONOMOUS VEHICLE	STATE	0.00	Y	S
ST_CHF	CENTENNIAL HIGHWAY FUND	STATE	0.00	Y	S
ST_CHF_TIF	CENTENNIAL HWY FUND - DEPOSITS TO TIF	STATE	0.00	Y	S
ST_CLS_ADJ	CLOSE ADJUSTMENTS	STATE	0.00	N	S
ST_CODE_ONE	STATE CODE ONE FUNDS	STATE	0.00	Y	S
ST_CONCEPT_D	REGION CONCEPT DEVELOPMENT	STATE	0.00	Y	S
ST_CONCPT_D1	REGION ONE CONCEPT FUNDS	STATE	0.00	Y	S
ST_CONCPT_D2	REGION TWO CONCEPT FUNDS	STATE	0.00	Y	S
ST_CONCPT_D3	REGION THREE CONCEPT FUNDS	STATE	0.00	Y	S
ST_CONCPT_D4	REGION FOUR CONCEPT FUNDS	STATE	0.00	Y	S
ST_CONST	STATE CONSTRUCTION	STATE	0.00	Y	S
ST_CONT_PG	STATE CONST - PROGRAMMING CONTINGENCY	STATE	0.00	Y	S
ST_CONT_R1	STATE CONST - REGION 1 CONTINGENCY	STATE	0.00	Y	S
ST_CONT_R2	STATE CONST - REGION 2 CONTINGENCY	STATE	0.00	Y	S
ST_CONT_R3	STATE CONST - REGION 3 CONTINGENCY	STATE	0.00	Y	S
ST_CONT_R4	STATE CONST - REGION 4 CONTINGENCY	STATE	0.00	Y	S
ST_CORR_C EVP	STATE CONST - CORRIDOR STUDIES & C EVP	STATE	0.00	Y	S
ST_CORR_PRES	OTHER CORRIDOR PRESERVATION FUNDS	STATE	0.00	Y	S
ST_ER_FUND	STATE EMERGENCY RELIEF FUNDS	STATE	0.00	N	S
ST_EXCHANGE	STATE CONST - FUNDS EXCHANGE PROGRAM	STATE	0.00	Y	S
ST_EXCH_MAG	STATE FUND EXCHANGE WITH MAG	STATE	0.00	Y	S
ST_EXPRESS	EXPRESS LANES REVENUE - CAPITAL PRGM	STATE	0.00	Y	S
ST_GF_BRIDGE	GENERAL FUND - BRIDGE PROGRAM	STATE	0.00	Y	S
ST_GF_CHN	GENERAL FUND - CRITICAL HIGHWAY NEEDS	STATE	0.00	Y	S
ST_GF_HB173	STATE CONSTRUCTION PER HB 173	STATE	0.00	Y	S
ST_GF_HB185	GENERAL FUND - HB 185 (2010)	STATE	0.00	Y	S
ST_GF_HB242	GENERAL FUND - HB 242 (2009)	STATE	0.00	Y	S
ST_GF_HB3	GENERAL FUND - HB 3 (2012) ITEM 49	STATE	0.00	Y	S
ST_GF_HCP	GENERAL FUND - HWY CONSTRUCTION PRGM	STATE	0.00	Y	S
ST_GF_OTHER	GENERAL FUND - OTHER	STATE	0.00	Y	S
ST_GF_STUDY	STATEWIDE E/W CORRIDOR PLANNING STUDY	STATE	0.00	Y	S
ST_GF_TIF	GENERAL FUND - TRANSP INVESTMENT FUND	STATE	0.00	Y	S
ST_HB377/TF	TRANSPORTATION FUNDING FROM HB377	STATE	0.00	Y	S
ST_HWY_TRNSF	STATE CONST - JURISDICTIONAL TRANSFER	STATE	0.00	Y	S
ST_ICTD	IMPACTED COMMUNITIES TRANS DEVELOP FUND	STATE	0.00	Y	S
ST_INELIGIBL	STATE INELIGIBLE FUNDS USED TO CLOSE OUT	STATE	0.00	Y	S
ST_INS-RECOV	FUNDS RECOVERED FOR DAMAGE REPAIR	STATE	0.00	Y	S



UDOT electronic Program Management

STIP Planning Fund Table



epm381_plan_fund (Rev 448)

Report run on: August 28, 2019 5:02 PM

Plan Fund	Description	Category	Fed Aid	Reg	Fed/St
ST_KW_KW_C	KNOW WHERE KNOW WHY CAMPAIGN	STATE	0.00	Y	S
ST_LIGHTING	STATE CONST - LIGHTING	STATE	0.00	Y	S
ST_MATCH	STATE MATCHING FUNDS - F.A. PROGRAM	STATE	0.00	Y	S
ST_MOTOR_CAR	STATE MOTOR CARRIER FUNDS	STATE	0.00	Y	S
ST_PK_ACCESS	STATE PARK ACCESS ROADS (JHC)	STATE	0.00	Y	S
ST_PR	STATE - PUBLIC RELATIONS	STATE	0.00	Y	S
ST_PVMT	STATE CONST - PAVEMENT PRESERVATION	STATE	0.00	Y	S
ST_PVMT_LV2	STATE PAVEMENT LEVEL TWO FUNDS	STATE	0.00	Y	S
ST_PVMT_TAP	STATE TAP FUNDS FROM PVMT PROG.	STATE	0.00	Y	F
ST_QTR_QTR	QUARTER OF QUARTER	STATE	0.00	Y	S
ST_RESEARCH	STATE RESEARCH MATCH FUNDS	STATE	0.00	Y	S
ST_RET_ROW	STATE FUNDS RETAINED FROM RIGHT OF WAY	STATE	0.00	Y	S
ST_SAFETY_ED	STATE FUNDS FOR SAFETY EDUCATION	STATE	0.00	Y	S
ST_SAFE_SIDE	SAFE SIDEWALK PROGRAM FUNDS	STATE	0.00	Y	S
ST_SB215	SALT LAKE COUNTY BOND PROJECTS	STATE	0.00	Y	S
ST_SIB_LG	SIB FUNDS FOR LOCAL GOVERNMENT	STATE	0.00	Y	S
ST_SIGNALS	STATE CONSTRUCTION - SIGNAL PROGRAM	STATE	0.00	Y	S
ST_SIGNING	STATE CONST - SIGNING	STATE	0.00	Y	S
ST_SIGNL_M&O	SIGNALS MAINTENANCE & OPERATIONS	STATE	0.00	Y	S
ST_SPOT_MNT	STATE CONST - MAINT SPOT IMPROVEMENTS	STATE	0.00	Y	S
ST_SPOT_SFTY	STATE CONST - SAFETY SPOT IMPROVEMENTS	STATE	0.00	Y	S
ST_SRPLS_DOC	STATE SURPLUS PROPERTY DOCUMENTATION	STATE	0.00	Y	S
ST_STLMNT	STATE SETTLEMENT FUNDS	STATE	0.00	Y	S
ST_T&S_FUND	STATE TRAFFIC & SAFETY FUNDS	STATE	0.00	Y	S
ST_TF_HB2	TRANSPORTATION FUND - HB2 (2018)	STATE	0.00	Y	S
ST_TIF	STATE TIF FUNDS	STATE	0.00	Y	S
ST_TIFEX_MAG	STATE TIF EXCHANGE WITH MAG	STATE	0.00	Y	S
ST_TIF_EXCH	TIF FUNDS EXCHANGED FOR FEDERAL FUNDS	STATE	0.00	Y	S
ST_TIF_HB377	GENERAL FUND - HB 377 (2013)	STATE	0.00	Y	S
ST_TIF_MATCH	STATE TIF MATCH FUNDS	STATE	0.00	Y	S
ST_TIF_PRES	TIF FUNDS DEDICATED TO PRESERVATION	STATE	0.00	Y	S
ST_TIF_SB229	TIF FUNDS - SB229 (2012)	STATE	0.00	Y	S
ST_TOLL_CR	STATE TOLL CREDIT	STATE	0.00	Y	S
ST_TRANS_SOL	STATE TRANSPORTATION SOLUTIONS	STATE	0.00	Y	S
ST_TSP_MS4	TRANSPORTATION SOLUTIONS MS4 FUNDS	STATE	0.00	Y	S
TAP_FLEX	TRANSPORTATION ALTERNATIVE PROGRAM	TAP	93.23	Y	F
TAP_FLEX1	TAP 100% PRO RATA	TAP	100.00	Y	F
TAP_NU_JHC	TRANS ALT PROGRAM - NON URBAN JHC	TAP	93.23	Y	F
TAP_SU_CMPO	TRANS ALT PROGRAM - CMPO	TAP	93.23	Y	F
TAP_SU_DMPO	TRANS ALT PROGRAM - DMPO	TAP	93.23	Y	F
TAP_SU_JHC	TRANS ALT PROGRAM - JHC	TAP	93.23	Y	F
TAP_SU_JHC1	TAP SM URBAN JHC @ 100%	TAP	100.00	Y	F
TAP_SU_MAG	TRANS ALT PROGRAM SO. UTAH CO.	TAP	93.23	Y	F
TAP_URB_MAG	TRANS ALT PROGRAM - MAG	TAP	93.23	Y	F
TAP_URB_MAG1	TAP MAG AT 100% PRO RATA	TAP	100.00	Y	F



UDOT electronic Program Management

STIP Planning Fund Table



epm381_plan_fund (Rev 448)

Report run on: August 28, 2019 5:02 PM

Plan Fund	Description	Category	Fed Aid	Reg	Fed/St
TAP_URB_O/L	TRANS ALT. PROGRAM- OG/LAYTON	TAP	93.23	Y	F
TAP_URB_WFRC	TRANSPORTATION ALT PROGRAM - WFRC	TAP	93.23	Y	F
TAP_UR_WFRC1	TAP WFRC AT 100% PRO RATA	TAP	100.00	Y	F
TIGER	TRANS INVESTMENT GEN ECON RECOVERY	BRIDGE	100.00	Y	F
TIGER_MAG	TIGER FIRST MILE/LAST MILE FOR MAG AREA	MISC	100.00	Y	F
TIGER_SUMMIT	TIGER FIRST MILE/LAST MILE SUMMIT CO	MISC	100.00	Y	F
TIGER_TOOELE	TIGER FIRST MILE/LAST MILE TOOELE CO	MISC	100.00	Y	F
TIGER_VI	NATL INFRA INVEST TIGER VI	MISC	80.00	Y	F
TIGER_WFRC	TIGER FIRST MILE/LAST MILE FOR WFRC AREA	MISC	100.00	Y	F
TIGGER	TRANSIT -GAS/ ENERGY REDUCTION GRANT	STP	100.00	Y	F
UPRR	UNION PACIFIC RAILROAD	LOCAL	0.00	Y	O
UTA_FUNDS	UTA FUNDS	LOCAL	0.00	Y	O
UTCO_BOND	UTAH COUNTY TRANSPORTATION BOND	LOCAL	0.00	Y	O

Federal Programs Administered by WFRC
(STP, CMAQ, and TAP)
Funds for the WFRC Area FY2020-FY2025

Table 4.1 SALT LAKE/ WEST VALLEY AREA Surface Transportation Program

	2020	2021	2022	2023	2024	2025
Apportioned STP Funds	20,020,000	20,020,000	20,020,000	20,020,000	20,020,000	20,020,000
Available STP Funds	20,429,500	22,053,900	22,258,500	23,709,300	22,819,800	26,950,200
Scheduled STP Funds	18,395,600	19,815,400	18,569,200	20,909,500	15,889,600	18,672,400
Balance of Funds	2,033,900	2,238,500	3,689,300	2,799,800	6,930,200	8,277,800
Local Match Funds	1,335,800	1,438,900	1,348,400	1,518,400	1,153,800	1,355,900
Total Program Funds	19,731,400	21,254,300	19,917,600	22,427,900	17,043,400	20,028,300

Table 4.2 OGDEN/ LAYTON AREA Surface Transportation Program

	2020	2021	2022	2023	2024	2025
Apportioned STP Funds	10,780,000	10,780,000	10,780,000	10,780,000	10,780,000	10,780,000
Available STP Funds	14,751,400	11,335,200	13,170,400	13,511,200	13,511,200	16,571,300
Scheduled STP Funds	14,196,200	8,944,800	10,439,200	7,719,900	9,219,900	13,362,300
Balance of Funds	555,200	2,390,400	2,731,200	5,791,300	4,291,300	3,209,000
Local Match Funds	1,030,900	649,500	758,100	560,600	669,500	970,300
Total Program Funds	15,227,100	9,594,300	11,197,200	8,280,500	9,889,400	14,332,600

Table 4.3 SALT LAKE/ WEST VALLEY AREA Congestion Mitigation/Air Quality Program

	2020	2021	2022	2023	2024	2025
Apportioned STP Funds	5,634,600	5,634,600	5,634,600	5,634,600	5,634,600	5,634,600
Available STP Funds	6,611,000	6,756,100	8,009,900	10,080,500	6,775,300	4,004,400
Scheduled STP Funds	5,489,500	4,380,800	3,564,000	8,939,800	6,905,500	4,200,000
Balance of Funds	1,121,500	2,375,300	4,445,900	1,140,700	-130,200	-195,600
Local Match Funds	398,600	318,100	258,800	649,200	501,400	305,000
Total Program Funds	5,888,200	4,698,900	3,822,800	9,589,000	7,406,900	4,505,000

Table 4.4 OGDEN/ LAYTON AREA Congestion Mitigation/Air Quality Program

	2020	2021	2022	2023	2024	2025
Apportioned STP Funds	3,034,000	3,034,000	3,034,000	3,034,000	3,034,000	3,034,000
Available STP Funds	3,648,000	3,562,800	3,626,600	3,817,900	3,420,900	4,380,200
Scheduled STP Funds	3,119,200	2,970,300	2,842,700	3,430,900	3,574,800	3,673,500
Balance of Funds	528,800	592,600	783,800	386,900	-153,800	706,700
Local Match Funds	226,500	215,700	206,400	249,100	259,600	266,800
Total Program Funds	3,345,700	3,186,000	3,049,200	3,680,100	3,834,400	3,940,200

Table 4.5 SALT LAKE/ WEST VALLEY AREA Transportation Alternative Program

	2020	2021	2022	2023	2024	2025
Apportioned STP Funds	936,400	936,400	0	0	0	0
Available STP Funds	1,331,400	1,310,400	0	0	0	0
Scheduled STP Funds	957,400	1,584,400	0	0	0	0
Balance of Funds	374,000	-274,000	0	0	0	0
Local Match Funds	69,500	115,100	0	0	0	0
Total Program Funds	1,026,900	1,699,400	0	0	0	0

Table 4.6 OGDEN/ LAYTON AREA Transportation Alternative Program

	2020	2021	2022	2023	2024	2025
Apportioned STP Funds	500,700	500,700	0	0	0	0
Available STP Funds	1,189,500	1,043,300	20,500	20,500	20,500	20,500
Scheduled STP Funds	887,400	693,100	0	0	0	0
Balance of Funds	302,200	350,200	20,500	20,500	20,500	20,500
Local Match Funds	64,400	50,300	0	0	0	0
Total Program Funds	951,800	743,500	0	0	0	0

Other Federal and State Funding

Programmed within the WFRC Area

FY2020-FY2025

Planning Fund	Prior Obligation	TOTAL 2020	TOTAL 2021	TOTAL 2022	TOTAL 2023	Total CD
CMAQ_BOX_ELD	\$ 0	\$ 0	\$ 0	\$ 695,000	\$ 0	\$ 0
CMAQ_TOOELE	\$ 597,987	\$ 0	\$ 0	\$ 0	\$ 0	\$ 0
EM_2005_IMD	\$ 453,918	\$ 0	\$ 0	\$ 0	\$ 0	\$ 0
EM_2010_IMD	\$ 2,222,222	\$ 1	\$ 0	\$ 0	\$ 0	\$ 0
EM_HPP_1702	\$ 250,000	\$ 0	\$ 0	\$ 0	\$ 0	\$ 0
EM_RPF1@93.2	\$ 2,945,155	\$ 0	\$ 0	\$ 0	\$ 0	\$ 0
EQ_BONUS(MG)	\$ 2,700,000	\$ 0	\$ 0	\$ 0	\$ 0	\$ 0
FA_INFRA@100	\$ 0	\$ 11,352,772	\$ 0	\$ 0	\$ 0	\$ 0
FA_MISC	\$ 0	\$ 677,230	\$ 0	\$ 0	\$ 0	\$ 0
FTA_5303	\$ 654,007	\$ 667,872	\$ 0	\$ 0	\$ 0	\$ 0
FTA_5339_80	\$ 0	\$ 15,750,000	\$ 0	\$ 0	\$ 0	\$ 0
FTASEC_3028	\$ 0	\$ 3,520,000	\$ 0	\$ 0	\$ 0	\$ 0
FTASEC_5309	\$ 0	\$ 5,560,000	\$ 0	\$ 0	\$ 0	\$ 0
HSIP	\$ 2,001,400	\$ 4,782,600	\$ 2,030,000	\$ 0	\$ 0	\$ 0
L_BETTERMENT	\$ 39,722,050	\$ 10,834,047	\$ 0	\$ 0	\$ 0	\$ 0
L_CORR_DAVIS	\$ 12,861,887	\$ 2,753,565	\$ 0	\$ 0	\$ 0	\$ 0
L_CORR_MATCH	\$ 2,844,501	\$ 0	\$ 0	\$ 0	\$ 0	\$ 0
L_CORR-WEBER	\$ 0	\$ 0	\$ 0	\$ 0	\$ 0	\$ 0
L_PASS_MATCH	\$ 870,613	\$ 4,459,995	\$ 103,405	\$ 101,701	\$ 29,046	\$ 29,046
LOCAL_GOV	\$ 192,755	\$ 105,674,426	\$ 12,035,733	\$ 2,871,032	\$ 0	\$ 68,377,909
LOCAL_INKIND	\$ 0	\$ 1,376,181	\$ 0	\$ 0	\$ 0	\$ 0

Other Federal and State Funding

Programmed within the WFRC Area

FY2020-FY2025

Planning Fund	Prior Obligation	TOTAL 2020	TOTAL 2021	TOTAL 2022	TOTAL 2023	Total CD
LOCAL_MATCH	\$ 2,419	\$ 887,052	\$ 0	\$ 0	\$ 0	\$ 0
NHFP	\$ 14,465,081	\$ 7,526,977	\$ 0	\$ 0	\$ 0	\$ 0
NHPP_BR	\$ 12,900,799	\$ 10,675,000	\$ 9,000,000	\$ 0	\$ 0	\$ 0
NHPP_IM	\$ 16,911,323	\$ 37,644,641	\$ 40,000,000	\$ 0	\$ 0	\$ 40,000,000
NHPP_NHS	\$ 30,626,917	\$ 7,451,308	\$ 0	\$ 0	\$ 0	\$ 70,000,000
OTHER	\$ 3,000	\$ 44,361	\$ 0	\$ 0	\$ 0	\$ 0
PL_WFRC	\$ 6,084,766	\$ 0	\$ 0	\$ 0	\$ 0	\$ 0
R/H_DEVICES90	\$ 3,230,784	\$ 661,205	\$ 100,000	\$ 755,000	\$ 0	\$ 0
R/H_HZ_ELM90	\$ 778,324	\$ 2,095,616	\$ 482,000	\$ 725,000	\$ 0	\$ 0
SEC154_HSIP	\$ 1,835,459	\$ 0	\$ 0	\$ 0	\$ 0	\$ 0
ST_ATMS	\$ 122,204	\$ 64,796	\$ 0	\$ 0	\$ 0	\$ 0
ST_ATMS_AM	\$ 120,401	\$ 698,599	\$ 0	\$ 0	\$ 0	\$ 0
ST_BARRIER	\$ 0	\$ 115,969	\$ 0	\$ 0	\$ 0	\$ 0
ST_BONDS_MVC	\$ 55,800,000	\$ 0	\$ 0	\$ 0	\$ 0	\$ 0
ST_BRIDGE	\$ 2,049,731	\$ 17,956,804	\$ 0	\$ 0	\$ 0	\$ 0
ST_CHF_TIF	\$ 245,800,030	\$ 12,890,169	\$ 0	\$ 0	\$ 0	\$ 0
ST_CONCPT_D1	\$ 46,558	\$ 33,472	\$ 0	\$ 0	\$ 0	\$ 0
ST_CONCPT_D2	\$ 24,381	\$ 0	\$ 0	\$ 0	\$ 0	\$ 0
ST_CONST	\$ 3,706,332	\$ 1,173,911	\$ 0	\$ 0	\$ 0	\$ 0
ST_CONT_PG	\$ 148,074	\$ 29,926	\$ 0	\$ 0	\$ 0	\$ 0
ST_CONT_R1	\$ 1,151,953	\$ 1,342,785	\$ 0	\$ 0	\$ 0	\$ 0

Other Federal and State Funding

Programmed within the WFRC Area

FY2020-FY2025

Planning Fund	Prior Obligation	TOTAL 2020	TOTAL 2021	TOTAL 2022	TOTAL 2023	Total CD
ST_CONT_R2	\$ 649,501	\$ 699,727	\$ 0	\$ 0	\$ 0	\$ 0
ST_CORR_PRES	\$ 58,533,001	\$ 53,943,327	\$ 0	\$ 0	\$ 0	\$ 0
ST_GF_CHN	\$ 176,026,179	\$ 682,075	\$ 0	\$ 0	\$ 0	\$ 0
ST_INS-RECOV	\$ 8,008	\$ 991,992	\$ 0	\$ 0	\$ 0	\$ 0
ST_LIGHTING	\$ 40,000	\$ 0	\$ 0	\$ 0	\$ 0	\$ 0
ST_MATCH	\$ 0	\$ 25,000	\$ 0	\$ 0	\$ 0	\$ 0
ST_PVMT	\$ 931,798	\$ 6,008,150	\$ 0	\$ 0	\$ 0	\$ 0
ST_PVMT_TAP	\$ 0	\$ 616,311	\$ 0	\$ 0	\$ 0	\$ 0
ST_QTR_QTR	\$ 3,849,757	\$ 0	\$ 0	\$ 0	\$ 0	\$ 0
ST_RET_ROW	\$ 403,404	\$ 2,202,260	\$ 0	\$ 0	\$ 0	\$ 0
ST_SAFE_SIDE	\$ 106,341	\$ 724,356	\$ 0	\$ 0	\$ 0	\$ 0
ST_SIGNALS	\$ 3,367,076	\$ 3,842,052	\$ 0	\$ 0	\$ 0	\$ 0
ST_SIGNING	\$ 114,564	\$ 0	\$ 0	\$ 0	\$ 0	\$ 0
ST_SIGNL_M&O	\$ 616,784	\$ 3,773,216	\$ 0	\$ 0	\$ 0	\$ 0
ST_SPOT_MNT	\$ 3,316	\$ 258,184	\$ 0	\$ 0	\$ 0	\$ 0
ST_SPOT_SFTY	\$ 34,507	\$ 149,524	\$ 0	\$ 0	\$ 0	\$ 0
ST_T&S_FUND	\$ 300,000	\$ 0	\$ 0	\$ 0	\$ 0	\$ 0
ST_TIF	\$ 467,355,365	\$ 565,938,576	\$ 335,920,626	\$ 226,991,005	\$ 313,150,000	\$ 366,680,717
ST_TRANS_SOL	\$ 646,579	\$ 2,623,421	\$ 0	\$ 0	\$ 0	\$ 0
ST_TSP_MS4	\$ 0	\$ 14,580,000	\$ 0	\$ 0	\$ 0	\$ 0
STP_BRIDGE	\$ 8,219,600	\$ 6,183,000	\$ 12,300,000	\$ 600,000	\$ 7,821,000	\$ 12,996,000

Other Federal and State Funding

Programmed within the WFRC Area
FY2020-FY2025

Planning Fund	Prior Obligation	TOTAL 2020	TOTAL 2021	TOTAL 2022	TOTAL 2023	Total CD
STP_FLX_ST	\$ 53,959,092	\$ 61,299,320	\$ 6,880,000	\$ 0	\$ 0	\$ 0
STP_HIF_ST	\$ 945,000	\$ 0	\$ 0	\$ 0	\$ 0	\$ 0
TAP_FLEX	\$ 178,500	\$ 58,500	\$ 0	\$ 0	\$ 0	\$ 0
TIGER_TOOELE	\$ 0	\$ 313,285	\$ 0	\$ 0	\$ 0	\$ 0
TIGER_WFRC	\$ 0	\$ 13,031,576	\$ 0	\$ 0	\$ 0	\$ 0
UTA_FUNDS	\$ 274	\$ 35,172,405	\$ 68,964,302	\$ 0	\$ 0	\$ 0
Total	\$ 1,319,891,995	\$ 1,152,642,595	\$ 512,979,127	\$ 254,078,737	\$ 322,106,946	\$ 684,384,534

Transit Funding
Programmed within the WFRM Area
FY2020 - FY2025

Planning Fund	Estimated Cost	Prior Obligation	TOTAL 2020	TOTAL 2021	TOTAL 2022	TOTAL 2023	Total CD	Local Share
FTA Section 5307 SL/ WV	\$ 256,915,400	\$ 27,756,507	\$ 28,346,164	\$ 28,629,626	\$ 28,915,922	\$ 30,323,785	\$ 61,560,316	\$ 51,383,080
FTA Section 5307 O/ L	\$ 117,241,325	\$ 12,666,464	\$ 12,935,549	\$ 13,064,905	\$ 13,195,554	\$ 13,838,021	\$ 28,092,567	\$ 23,448,265
FTA 5307_SL/ WV Related Locally Funded Transit Enhancements	\$ 5,138,308	\$ 555,130	\$ 566,924	\$ 572,592	\$ 578,318	\$ 606,476	\$ 1,231,206	\$ 3,082,985
FTA 5307_O/ L Related Locally Funded Transit Enhancements	\$ 2,344,827	\$ 253,330	\$ 258,710	\$ 261,298	\$ 263,912	\$ 276,760	\$ 561,852	\$ 1,406,896
FTA Section 5309 New Starts	\$ 79,000,000	\$ 6,000,000	\$ 0	\$ 46,150,000	\$ 0	\$ 0	\$ 1,500,000	\$ 25,350,000
FTA Section 5337 State of Good Repair	\$ 171,192,841	\$ 17,781,947	\$ 17,781,947	\$ 19,876,550	\$ 20,075,315	\$ 20,276,068	\$ 41,162,446	\$ 34,238,568
FTA Section 5339 Bus and Bus Facilities	\$ 17,981,634	\$ 10,688,719	\$ 3,042,579	\$ 3,121,022	\$ 3,152,233	\$ 3,183,755	\$ 6,559,809	\$ 3,596,327
FTA Section 5310 Sp Needs - Elderly w/Disabilities - Salt Lake\ West Valley Urban Area	\$ 6,809,289	\$ 0	\$ 319,534	\$ 166,158	\$ 169,481	\$ 172,870	\$ 1,424,728	\$ 1,953,970
FTA Section 5310 Sp Needs - Elderly w/Disabilities - Ogden\ Layton Urbanized Area	\$ 3,419,831	\$ 0	\$ 738,206	\$ 383,867	\$ 391,544	\$ 399,375	\$ 822,873	\$ 872,057
Capital Investment Program Discretionary Grants	\$ 75,277,986	\$ 20,998,000	\$ 5,000,000	\$ 0	\$ 0	\$ 0	\$ 0	\$ 54,279,986
Capital Investment Program Local Funds	\$ 328,351,807	\$ 0	\$ 74,179,792	\$ 51,033,700	\$ 33,119,512	\$ 56,003,926	\$ 114,014,877	\$ 328,351,807
Total	\$ 1,063,673,249	\$ 96,700,097	\$ 143,219,405	\$ 169,259,717	\$ 153,861,791	\$ 210,468,556	\$ 762,952,677	\$ 797,603,822

Performance Measures for the Wasatch Front Regional Council (WFRC)
2020-2025 Transportation Improvement Program (TIP)

Performance Measure 1

Maintenance; Improve and Maintain Existing Pavement and Transportation Investments (Asset Management).

**** Note **** Wasatch Front Requires the Jurisdiction to Schedule and Perform Regular Manintenance Proceedures

Estimated Number of Contributing Projects	24	Total Amount of Funds Programmed	\$ 88,357,473	
--	-----------	---	----------------------	--

Project Name	PIN	Project Description	Estimated Project Cost	Funds Programmed	Funding Type	Year
4700 South; 4000 West to 5600 West	11085	Reconstruct with minor widening, improvements to Drainage, Curb, Gutter and Sidewalk	\$ 16,367,300	\$ 14,175,040	STP	20-23
1300 East/ Richmond; 2100 South to Southern City Boundary	16924	Reconstruct with improvements to Drainage, Curb, Gutter, Sidewalk, and Shoulder	\$ 4,975,600	\$ 4,300,000	STP	2024
500 West; 3300 South to 3900 South	14034	Reconstruction with minor widening including; improvements to Drainage, Curb, Gutter and Sidewalk	\$ 7,718,985	\$ 5,000,000	STP	20-21
3900 South; 2300 East to Wasatch Blvd	16930	Reconstruct and Widen to include center turn lane, curb, gutter, sidewalk, and shoulders	\$ 8,652,500	\$ 4,000,000	STP	2020
UTA Locomotive Rebuild	16939	Rebuild locomotive prime mover engines to EPA's standard of Tier 1+	\$ 1,400,000	\$ 950,000	CMAQ	2021
900 East; 3900 South to 4500 South	15911	Reconstruct w/ improvements to curb, gutter, sidewalk, ADA ramps, bicycle facilities, lighting and utility pole relocations.	\$ 4,358,700	\$ 3,783,866	STP	21-22
Main Street; Center Street to 350 North	16937	Reconstruct with minor improvements to Drainage, Curb, Gutter and Sidewalk	\$ 1,312,200	\$ 1,223,364	STP	2022
40th Street & Chimes View from Riverdale Road to Washington Blvd	16936	Reconstruct with minor widening, improvements to Drainage, Curb, Gutter and Sidewalk	\$ 4,745,200	\$ 4,000,000	STP	23-24
Update Bike Cars on FrontRunner	15928	This project will install new bike racks on 10 of UTA's 16 FrontRunner bike cars.	\$ 194,800	\$ 181,612	TAP	2020
Transit Stop Improvements; City Wide	15927	This project would include concrete pads, ADA accessibility, and amenities at the busiest and highest need stops.	\$ 200,000	\$ 186,000	TAP	2020

Performance Measure 2

Mobility and System Reliability; An efficient, reliable, and well-connected transportation system for moving people and goods *and*
Operation and System Management; Maintain and improve the performance of the exiting transportation system.

**** Note ****

Estimated Number of Contributing Projects		118	Total Amount of Funds Programmed		\$ 309,831,247		
Project Name	PIN	Project Description	Estimated Project Cost	Funds Programmed	Funding Type	Year	
5300 South & College Drive Intersection Improvements	15921	Dual left-turn lanes SB & WB and dedicated right-turn WB direction.	\$ 1,842,400	\$ 1,694,362	CMAQ	2023	
Park and Ride Smart Boards	13128	Construct "Live Parking Availability" Signs for Select Canyon Park-n-Ride Lots	\$ 706,900	\$ 659,043	CMAQ	2023	
2700 East Sidewalk; 7550 South to 7655 South	16948	Construct Sidewalk (Safe Routes to School Project)	\$ 415,400	\$ 363,038	TAP	2020	
Parrish Lane (SR-105) 400 West Intersection	15917	Add turn lanes and storage lanes to reduce delay and improve safety.	\$ 1,904,300	\$ 1,780,040	CMAQ	2023	
Redwood Road; 4100 South to 5400 South	11082	Traffic Flow and Access Management and Safety Improvements	\$ 13,767,800	\$ 12,159,548	STP & HIFP	19-20	
Monroe and 90th Street (SR-209)	16921	Intersection Improvements - dual left turns in all directions	\$ 6,145,100	\$ 4,200,000	STIP	19-20	
Wasatch Boulevard & 7650 South	8601	Construct a Park-n-Ride Lot	\$ 1,600,000	\$ 1,486,000	CMAQ	2019	
Larsen Lane; North Harrisville Road to Washington Blvd	11993	Reconstruct with minor widening, improvements to Drainage, Curb, Gutter and Sidewalk	\$ 3,814,900	\$ 3,534,000	STP	2020	
Utah & Salt Lake Canal Trail; MVC Trail to 6400 West	15925	Project extends the UTSL Canal Trail to 6400 West, improving access to the regional trail network.	\$ 291,000	\$ 271,299	TAP	2020	
450 East/ 400 East; 2600 North to Elberta Drive	14842	Widen existing roadway from 3-lane to 5-lane including improvements to Curb, Gutter, and Sidewalks	\$ 5,370,300	\$ 4,600,000	STP	19-20	

Performance Measure 3

Safety and Security; A safe and secure transportation system.

**** Note ****

Estimated Number of Contributing Projects		22	Total Amount of Funds Programmed		\$ 7,852,868	
Project Name	PIN	Project Description	Estimated Project Cost	Funds Programmed	Funding Type	Year
200 West and 125 South	14851	Pedestrian Crossing Signal Installation	\$ 148,000	\$ 137,732	TAP	2020
300 North & 500 West	14932	New Construction - Pedestrian/ Bicycle Railroad Overpass	\$ 5,462,000	\$ 2,500,000	STP	2020
Bacchus Highway (SR-111); 10200 South to 10700 South	17836	Reconstruct existing roadway and improve the vertical curve to increase site distance	\$ 2,301,300	\$ 2,145,502	STP	2025
9270 South & State Street; 150 East to State Street	13114	Intersection Improvements and Signal Installation	\$ 3,453,000	\$ 3,203,756	STP	20-21
14600 South; Railroad Bridge to Redwood Road	16943	Construct Sidewalk and Bike lanes	\$ 1,142,000	\$ 1,064,687	CMAQ	2024
2810 South at 8000 West Realignment	15912	Realign intersections to improve safety and connectivity and relocate a midblock school crossing to the new realignment.	\$ 2,000,900	\$ 1,203,189	STP	2023
US-89 & Skyline Drive Intersection	16945	Intersection Improvements with additional storage to minimize stacking and blocking cross streets	\$ 2,515,600	\$ 1,400,000	CMAQ	2024
Polk Avenue; 36th Street to Franklin	16946	Add sidewalks and intersection improvements	\$ 595,302	\$ 555,000	CMAQ	2020
Bengal Blvd & 2300 East Round-About	12000	Intersection Improvements Construction of a Round-about	\$ 2,847,796	\$ 2,655,000	CMAQ	19-20
20th & Lincoln Traffic Signal	17865	Intersection, Bike & Ped Improvements	\$ 407,100	\$ 239,000	TAP	20-21

Surface Transportation Program (STP)
2020-2025 Transportation Improvement Program (TIP)

Print Date: 28-Aug-19

Print Date: 28-Aug-19																		
County	Sponsor	Route	Project Number	PIN	Project Information	Year Added to TIP	Estimated Total Project Cost	Original Funds Programmed	Total Amount Obligated	Current Year 2019	Estimated Funding and Phasing (Fiscal Year)				Concept Development		8/28/2019	
					Location/ Limits						Concept/ Type of Improvement	2020	2021	2022	2023	2024	2025	Project Status/ Project Schedule
SALT LAKE/ WEST VALLEY URBAN AREA																		
Salt Lake	Bluffdale		F-LC35(241)	11986	Porter Rockwell Blvd (Fifth Segment); Redwood Road to 0.46 miles east	New Construction	2013	\$ 5,234,000	\$ 5,236,150	\$ 5,842,144	\$ -	\$ -	\$ -	\$ -	\$ -	\$ -	\$ -	Estimated Project Construction Start Date (07/12/2017)
Salt Lake	Bluffdale	Var	F-LC35 (249)	13112	Porter Rockwell Blvd (Forth Segment); East Jordan Canal and 15800 South to 0.5 miles east	New Construction	2014	\$ 6,474,700	\$ 6,036,363	\$ 9,047,363	\$ -	\$ -	\$ -	\$ -	\$ -	\$ -	\$ -	Orientation Meeting held on 19 Dec 2017. Project to Construct Jan 2019
Salt Lake	Bluffdale		NEWPROJ()	16929	14600 South Railroad Bridge	Engineering study of alternatives to replace/ improve existing one-lane railroad crossing	2018	\$ 128,600	\$ 119,894	\$ -	\$ -	\$ -	\$ -	\$ -	\$ -	119,894	\$ -	New Project 2018
Salt Lake	Cottonwood Heights	2116	F-LC35(202)	8110	Fort Union Boulevard and Highland Drive Intersection	Intersection Improvements	2009	\$ 6,626,000	\$ 5,893,000	\$ 4,980,828	\$ 912,677		\$ -	\$ -	\$ -	\$ -	\$ -	Active - Actual Construction Start Date (03/04/2019)
Salt Lake	Cottonwood Heights		F-2082 (11)11	8110	Highland Drive & I-215 ; I-215 Westbound On-Ramp to La Cresta	Provide a right turn only lane for southbound Highland Dr west onto La Cresta and on-ramp for WB I-215	2010	\$ -	\$ -	\$ -	\$ -	\$ -	\$ -	\$ -	\$ -	\$ -	\$ -	Planned Construction Start Date 07/09/2018
Salt Lake	Cottonwood Heights	Var	NEWPROJ()	15907	Creek Road & Highland Drive Intersection	8072 South to 8340 South	2017	\$ 2,771,100	\$ 2,403,497	\$ -	\$ -	\$ -	\$ -	\$ -	2,403,497	\$ -	\$ -	New Project 2017
Salt Lake	Draper		F-R299(141)	10011	13800 South; Bangerter Hwy to 300 East	Widen Intersection to Accommodate two through lanes and dual left turn lanes	2011	\$ 4,220,000	\$ 3,776,000	\$ 3,681,214	\$ 10,661	\$ -	\$ -	\$ -	\$ -	\$ -	\$ -	Under Construction (06/21/2017)
Salt Lake	Draper		NEWPROJ()	16923	1300 East; Wayne's World to Nashi Lane	Reconstruct and Widen to include center turn lane, curb, gutter, sidewalk, and shoulders	2018	\$ 3,600,000	\$ 3,270,000	\$ -	\$ -	\$ -	\$ -	\$ -	\$ -	3,270,000	\$ -	New Project 2018
Salt Lake	Draper	Var	New Project - 004()	17807	Lone Peak Parkway; 12650 South to 12300 South	Roadway Realignment & Widening, Including Bike Lanes, Shoulders, Curb, Gutter, and Sidewalk	2019	\$ 5,140,000	\$ 3,980,000	\$ -	\$ -	\$ -	\$ -	\$ -	\$ -	\$ -	3,980,000	New Project for FY2025
Salt Lake	Herriman		NEWPROJ()	14937	Herriman Parkway; 6400 West to 6800 West	New Construction - 5-lane facility with shoulders, curb, gutter, and sidewalks	2016	\$ 5,364,600	\$ 2,000,000	\$ 2,000,000	\$ -	\$ -	\$ -	\$ -	\$ -	\$ -	\$ -	Project Exchanged from Fed to State (orig FF - \$2,000,000 to State funds of \$1,500,000)
Salt Lake	Holladay		NEWPROJ()	14041	Highland Drive; Spring Lane to Fardown Avenue	Phase I Highland Drive Corridor Renovation	2015	\$ 2,459,100	\$ 2,243,673	\$ 400,801	\$ 1,842,871	\$ -	\$ -	\$ -	\$ -	\$ -	\$ -	Active - Planned Construction Start Date (08/02/2017)
Salt Lake	Holladay		NEWPROJ()	14828	Highland Drive; Arbor Lane to Van Winkle Expressway	Study to Address Traffic Volumes, Expanded Transit Service, Increase Bicycle & Pedestrian use and safety	2016	\$ 183,800	\$ 171,357	\$ -	\$ -	\$ -	171,357	\$ -	\$ -	\$ -	\$ -	New Project 2016
Salt Lake	Magna	Var	NEWPROJ()	15912	2810 South at 8000 West Realignment	Realign intersections to improve safety and connectivity and relocate a midblock school crossing to the new realignment.	2017	\$ 2,000,900	\$ 1,203,189	\$ -	\$ -	\$ -	\$ -	\$ -	1,203,189	\$ -	\$ -	New Project 2017
Salt Lake	Magna		NEWPROJ()	16928	8000 West; 2600 South to 3100 South	Construct sidewalk, curb, gutter, and shoulder improvements on the west side	2018	\$ 1,346,700	\$ 1,255,528	\$ -	\$ -	\$ -	\$ -	\$ -	\$ -	1,255,528	\$ -	New Project 2018
Salt Lake	Midvale/ UDOT	Var	New Project - 009()	17841	7200 South and 300 West	Intersection and Signal Improvements	2019	\$ 323,000	\$ 287,148	\$ -	\$ -	\$ -	\$ -	\$ -	\$ -	\$ -	287,148	New Project for FY2025
Salt Lake	Millcreek	Var	NEWPROJ()	15911	900 East; 3900 South to 4500 South	Reconstruct w/ improvements to curb, gutter, sidewalk, ADA ramps, bicycle facilities, lighting and utility pole relocations.	2017	\$ 4,358,700	\$ 3,783,866	\$ -	\$ -	\$ -	1,783,866	\$ 2,000,000	\$ -	\$ -	\$ -	Set Up Orientation Meeting
Salt Lake	Millcreek		NEWPROJ()	16930	3900 South; 2300 East to Wasatch Blvd	Reconstruct and Widen to include center turn lane, curb, gutter, sidewalk, and shoulders	2018	\$ 8,652,500	\$ 4,000,000	\$ 466,150	\$ 3,533,850	\$ -	\$ -	\$ -	\$ -	\$ -	\$ -	Project amended by WFRC in May to advance funding into FY2020
Salt Lake	Murray		F-LC35(242)	11987	Vine Street; 900 East to 1300 East	Reconstruct with minor widening, also Drainage, Curb, Gutter and Sidewalk	2013	\$ 5,081,000	\$ 4,000,000	\$ 4,000,001	\$ -	\$ -	\$ -	\$ -	\$ -	\$ -	\$ -	Project Advertized and Contract Awarded - May 2019
Salt Lake	Murray		NEWPROJ()	14923	Vine Street; 1300 East to Van Winkle Expressway	Reconstruction with minor widening including; improvements to Drainage, Curb, Gutter and Sidewalk	2016	\$ 5,641,700	\$ 4,500,000	\$ -	\$ -	\$ -	\$ -	4,500,000	\$ -	\$ -	\$ -	Orientation Meeting held on 11 Jan 2017. Project to be built seprately
Salt Lake	Murray	Var	New Project - 007()	17838	Winchester and 700 West	Intersection and Pedestrian Improvements	2019	\$ 2,753,900	\$ 2,567,461	\$ -	\$ -	\$ -	\$ -	\$ -	\$ -	\$ -	2,567,461	New Project for FY2025
Salt Lake	Riverton	Var	NEWPROJ()	15913	4150 West; 12600 South to 13400 South	Construct a 4-lane concrete street with center running trax corridor, bike lanes, pedestrian trails or sidewalks, and traffic signals.	2017	\$ 17,712,800	\$ 5,500,000	\$ -	\$ 466,150	\$ 2,283,850	\$ 2,750,000	\$ -	\$ -	\$ -	\$ -	Working on Environmental Document
Salt Lake	Salt Lake City		F-2076(1)	11083	1300 East; 1300 South to 2100 South	Reconstruction with minor improvements to Drainage, Curb, Gutter and Sidewalk	2012	\$ 11,099,000	\$ 6,426,097	\$ 6,401,834	\$ 370,000	\$ -	\$ -	\$ -	\$ -	\$ -	\$ -	Orientation Meeting held Feb 1 2017

Surface Transportation Program (STP)
2020-2025 Transportation Improvement Program (TIP)

Print Date: 28-Aug-19

County	Sponsor	Route	Project Number	PIN	Project Information		Year Added to TIP	Estimated Total Project Cost	Original Funds Programmed	Total Amount Obligated	Current Year 2019	Estimated Funding and Phasing (Fiscal Year)				Concept Development		8/28/2019
					Location/ Limits	Concept/ Type of Improvement						2020	2021	2022	2023	2024	2025	Project Status/ Project Schedule
Salt Lake	Salt Lake City		Transfer to FTA	14932	300 North & 500 West	New Construction - Pedestrian/ Bicycle Railroad Overpass	2016	\$ 5,462,000	\$ 2,500,000	\$ 2,500,000	\$ -	\$ -	\$ -	\$ -	\$ -	\$ -	\$ -	Funding Transferred Requested
Salt Lake	Salt Lake City	Var	NEWPROJ()	15908	1300 East; 2100 South to Highland Drive	Pavement Rehabilitation including curb, gutter, and pedestrain improvements	2017	\$ 3,901,300	\$ 3,548,613	\$ -	\$ -	\$ -	\$ -	\$ -	\$ 3,548,613	\$ -	\$ -	New Project 2017
Salt Lake	Salt Lake City		NEWPROJ()	16924	1300 East/ Richmond; 2100 South to Southern City Boundary	Reconstruct with improvements to Drainage, Curb, Gutter, Sidewalk, and Shoulder	2018	\$ 4,975,600	\$ 4,300,000	\$ -	\$ -	\$ -	\$ -	\$ -	\$ -	\$ 4,300,000	\$ -	New Project 2018
Salt Lake	Salt Lake County	Var	NEWPROJ()	14036	Salt Lake County Area Signal Detection Upgrade	Improve Signal Detection and Coordination by ITS Measures	2015	\$ 3,657,400	\$ 2,000,000	\$ 302,997.50	\$ 697,002	\$ 1,000,000	\$ -	\$ -	\$ -	\$ -	\$ -	Active - Planned Construction Start Date (01/01/2020)
Salt Lake	Salt Lake County	Var	NEWPROJ()	14036	Salt Lake County Area Signal Detection Upgrade	Improve Signal Detection and Coordination by ITS Measures	2015	\$ 3,657,400	\$ 1,409,794	\$ 102,373.76	\$ -	\$ -	\$ 1,409,794	\$ -	\$ -	\$ -	\$ -	Orientation Meeting held Coordination with Phase I
Salt Lake	Salt Lake County/ West Valley/ Kearns		F-2240(2)0	11085	4700 South; 4000 West to 5600 West	Reconstruct with minor widening, improvements to Drainage, Curb, Gutter and Sidewalk	2012	\$ 16,367,300	\$ 14,175,040	\$ 9,323	\$ 2,365,717	\$ 5,000,000	\$ -	\$ 4,500,000	\$ 2,300,000	\$ -	\$ -	Working On Design
Salt Lake	Sandy	89	F-0089 (392)0	13114	9270 South & State Street; 150 East to State Street	Intersection Improvements and Signal Installation	2014	\$ 3,453,000	\$ 3,203,756	\$ 573,365	\$ 1,336,635	\$ 1,293,756	\$ -	\$ -	\$ -	\$ -	\$ -	Orientation Meeting held 25 Oct 2017 Working on Environmental Doc
Salt Lake	Sandy	SR-209	NEWPROJ()	16921	Monroe and 90th Street (SR-209)	Intersection Improvements - dual left turns in all directions	2018	\$ 6,145,100	\$ 4,200,000	\$ 2,481,678	\$ 1,718,322	\$ -	\$ -	\$ -	\$ -	\$ -	\$ -	Planned Construction Start Date (06/09/2020)
Salt Lake	Sandy & Draper Cities		NEWPROJ()	14035	Highland Drive EIS	Environmental Study to determine Project Purpose and Needs	2015	\$ 4,680,000	\$ 4,300,000	\$ -	\$ -	\$ -	\$ 1,000,000	\$ 3,300,000	\$ -	\$ -	\$ -	New Project 2015
Salt Lake	South Jordan	Var	F-LC35 (252)	13116	3200 West; 10431 South to 10600 South	Reconstruct with minor widening, improvements to Drainage, Curb, Gutter and Sidewalk	2014	\$ 1,396,200	\$ 1,000,000	\$ 256,383	\$ 743,618	\$ -	\$ -	\$ -	\$ -	\$ -	\$ -	Preparing to Advertise Fall/ Winter of 2018-2019
Salt Lake	South Jordan		NEWPROJ()	14040	2200 West; 9400 South to 11400 South (was 10400 South)	Reconstruction with minor widening including; improvements to Drainage, Curb, Gutter and Sidewalk	2015	\$ 7,608,000	\$ 6,531,601	\$ 581,442	\$ 256,968	\$ 1,931,221	\$ 1,431,221	\$ 2,330,750	\$ -	\$ -	\$ -	Orientation Meeting held 24 April 2017 Working on Environmental Doc
Salt Lake	South Jordan	Var	NEWPROJ()	15910	2700 West; 10000 South to 10200 South	Reconstruction with minor widening to 3-lanes; including improvements to Curb, Gutter, Sidewalk, Parkstrips, Shoulders, and Streetlights	2017	\$ 953,200	\$ 777,788	\$ -	\$ -	\$ -	\$ -	\$ -	\$ 777,788	\$ -	\$ -	New Project 2017
Salt Lake	South Jordan	Var	NEWPROJ()	15914	Riverfront Parkway; 11050 South 11400 South	Widen from 3 to 5 lanes including curb, gutter, sidewalk, park strip, intersection improvements, and necessary street lights.	2017	\$ 1,840,900	\$ 1,632,271	\$ -	\$ -	\$ -	\$ -	\$ -	\$ 1,632,271	\$ -	\$ -	New Project 2017
Salt Lake	South Jordan	Var	New Project - 005()	17836	Bacchus Highway (SR-111); 10200 South to 10700 South	Reconstruct existing roadway and improve the vertical curve to increase site distance	2019	\$ 2,301,300	\$ 2,145,502	\$ -	\$ -	\$ -	\$ -	\$ -	\$ -	\$ -	\$ 2,145,502	New Project for FY2025
Salt Lake	South Salt Lake		NEWPROJ()	14034	500 West; 3300 South to 3900 South	Reconstruction with minor widening including; improvements to Drainage, Curb, Gutter and Sidewalk	2015	\$ 7,718,985	\$ 5,000,000	\$ -	\$ 250,000	\$ 1,750,000	\$ 3,000,000	\$ -	\$ -	\$ -	\$ -	Initiating Environmental Work
Salt Lake	South Salt Lake		NEWPROJ()	16925	700 West; 3300 South to Carlisle Avenue (3655 South)	Reconstruct and widen to include center turn lane, curb, gutter, sidewalk, and shoulders	2018	\$ 6,571,575	\$ 4,000,000	\$ -	\$ -	\$ -	\$ -	\$ -	\$ -	\$ 4,000,000	\$ -	New Project 2018
Salt Lake	South Salt Lake/ UDOT	Var	New Project - 006()	17837	3300 South and 900 West	Pedestrian and Signal Improvement Projects	2019	\$ 840,000	\$ 783,132	\$ -	\$ -	\$ -	\$ -	\$ -	\$ -	\$ -	\$ 783,132	New Project for FY2025
Salt Lake	Taylorsville		F-0068 (73)52	11082	Redwood Road; 4100 South to 5400 South	Access Management and Safety Improvements	2012	\$ 13,767,800	\$ 12,159,548	\$ 1,864,600	\$ 2,831,570	\$ 2,642,588	\$ -	\$ -	\$ -	\$ -	\$ -	Working On Environmental - Dec 2016
Salt Lake	Taylorsville		F-0068 (73)52	11082	Redwood Road; 4100 South to 5400 South	Access Management and Safety Improvements	2012	\$ -	\$ 4,820,791	\$ -	\$ 4,820,791	\$ -	\$ -	\$ -	\$ -	\$ -	\$ -	New 2019 HIFP Funds
Salt Lake	Taylorsville		NEWPROJ()	11082	1780 BRT Connector Road; Bruin Blvd to 4700 S Proj combined to PIN 11082 (Redwood Rd) was PIN 16931	New Construction including curb, gutter, sidewalk, and shoulder improvements	2018	\$ -	\$ -	\$ -	\$ -	\$ -	\$ -	\$ -	\$ -	\$ -	\$ -	Combined with Redwood Road Project
Salt Lake	Taylorsville	Var	New Project - 010()	17842	Midvalley Connector Bus Rapid Transit (BRT); Atherton Drive to 2700 West	New Construction of BRT	2019	\$ 40,400,000	\$ 2,000,000	\$ -	\$ -	\$ -	\$ -	\$ -	\$ -	\$ -	\$ 2,000,000	New Project for FY2025

[illegible]

Surface Transportation Program (STP)

2020-2025 Transportation Improvement Program (TIP)

Print Date: 28-Aug-19

Print Date: 28-Aug-19																		
County	Sponsor	Route	Project Number	PIN	Project Information	Year Added to TIP	Estimated Total Project Cost	Original Funds Programmed	Total Amount Obligated	Current Year 2019	Estimated Funding and Phasing (Fiscal Year)				Concept Development		8/28/2019	
					Location/ Limits						Concept/ Type of Improvement	2020	2021	2022	2023	2024	2025	
																		Project Status/ Project Schedule
OGDEN/ LAYTON URBAN AREA																		Project Status/ Project Schedule
Weber	Brigham City		NEWPROJ()	16938	1200 West Box Elder Creek Bridge; 550 South to 650 North	2018	\$ 1,750,000	\$ 1,582,113	\$ -	\$ -	\$ -	\$ -	\$ -	\$ -	\$ 791,057	\$ 791,056	\$ -	New Project 2018
Davis	Clearfield/ Syracuse		NEWPROJ()	14843	500 West; 2000 South to Antelope Drive (1700 South or SR-108)	2016	\$ 4,668,700	\$ 4,352,629	\$ 10,000	\$ 402,630	\$ -	\$ -	\$ 3,950,000	\$ -	\$ -	\$ -	\$ -	New Project 2016
Davis	Clinton/ West Point		NEWPROJ()	15899	800 North; 2000 West to 3000 West	2017	\$ 4,567,100	\$ 3,000,000	\$ 1,176,471	\$ -	\$ 1,608,179	\$ -	\$ -	\$ -	\$ -	\$ -	\$ -	Project to be Exchanged (orig FF - \$3,000,000 to \$2,784,649)
Davis	Farmington	SR-106	New Project - 011()	17793	Main Street (SR-106); Park Lane to Shepard Lane	2019	\$ 2,287,800	\$ 2,053,670	\$ -	\$ -	\$ -	\$ -	\$ -	\$ -	\$ -	\$ -	\$ 2,053,670	New Project for FY2025
Weber	Farmington City	SR-106	NEWPROJ()	16933	Main Street (SR-106); Park Lane to Shepard Lane	2018	\$ 1,986,400	\$ 1,851,921	\$ -	\$ -	\$ -	\$ -	\$ -	\$ -	\$ 925,960	\$ 925,960	\$ -	New Project 2018
Weber	Harrisville		F-LC57 (26)	11993	Larsen Lane; North Harrisville Road to Washington Blvd	2013	\$ 3,748,000	\$ 946,477	\$ 576,274	\$ 370,202	\$ -	\$ -	\$ -	\$ -	\$ -	\$ -	\$ -	Project is preparing to advertise
Weber	Harrisville		F-LC57 (26)	11993	Larsen Lane; North Harrisville Road to Washington Blvd	2013		\$ 2,577,523	\$ -	\$ 2,577,523	\$ -	\$ -	\$ -	\$ -	\$ -	\$ -	\$ -	New 2019 HIFP Funds
Weber	Harrisville		F-R199(133)	11993	Washington Blvd & Larsen Lane ((was PIN 11091))	2012	\$ 669,000	\$ 534,000	\$ -	\$ -	\$ -	\$ -	\$ -	\$ -	\$ -	\$ -	\$ -	(Project combined with Larsen Lane; North Harrisville Rd to Washington Blvd)
Weber	Harrisville	Harrisville Road	New Project - 016()	17797	West Harrisville Road; Washington Blvd (US-89) to 750 West	2019	\$ 3,460,200	\$ 3,109,407	\$ -	\$ -	\$ -	\$ -	\$ -	\$ -	\$ -	\$ -	\$ 3,109,407	New Project for FY2025
Weber	Hooper		NEWPROJ()	14045	4700 West; 4800 South to 5100 South	2015	\$ 2,915,200	\$ 2,717,841	\$ 1,176,471	\$ -	\$ 1,269,586	\$ -	\$ -	\$ -	\$ -	\$ -	\$ -	Project to be Exchanged (orig FF - \$2,717,841 to \$2,446,057)
Davis	Kaysville	Var	New	13121	200 North & Angel Street Intersection	2014	\$ 3,271,900	\$ 3,050,392	\$ 3,050,392	\$ -	\$ -	\$ -	\$ -	\$ -	\$ -	\$ -	\$ -	AC - Exchange Program - Active
Weber	Kaysville/ Farmington		NEWPROJ()	16935	WDC Connector; West Davis Corridor to Shepard Lane & I-15	2018	\$ 10,833,600	\$ 4,300,000	\$ -	\$ -	\$ -	\$ -	\$ 4,300,000	\$ -	\$ -	\$ -	\$ -	New Project 2018 Consider Funding Exchange
Davis	Layton		NEWPROJ()	14844	Gordon Avenue; 1600 East to Highway 89	2016	\$ 3,500,000	\$ 2,500,000	\$ -	\$ -	\$ -	\$ -	\$ -	\$ 2,500,000	\$ -	\$ -	\$ -	New Project 2016
Weber	Marriott-Slaterville		NEWPROJ()	15904	1200 West; 400 North to Farr West Boundary	2017	\$ 5,605,300	\$ 3,762,110	\$ 1,176,471	\$ -	\$ 1,104,714	\$ 1,104,714	\$ -	\$ -	\$ -	\$ -	\$ -	Project to be Exchanged (orig FF - \$3,762,110 to \$3,385,899)
Weber	North Ogden	2019	NEWPROJ()	14842	450 East/ 400 East; 2600 North to Elberta Drive	2016	\$ 5,370,300	\$ 2,070,000	\$ 240,654	\$ -	\$ 2,070,000	\$ -	\$ -	\$ -	\$ -	\$ -	\$ -	Project to be Exchanged (orig FF - \$4,600,000 to \$3,519,000)
Weber	North Ogden	2019	NEWPROJ()	14842	450 East/ 400 East; 2600 North to Elberta Drive	2016	\$ -	\$ 1,829,346	\$ 1,829,346	\$ -	\$ -	\$ -	\$ -	\$ -	\$ -	\$ -	\$ -	New 2018 HIFP Funds
Davis	North Salt Lake	Var	New	13122	Center Street; Legacy Parkway to Redwood Road	2014	\$ 1,938,300	\$ 1,778,176	\$ 1,636,960	\$ -	\$ -	\$ -	\$ -	\$ -	\$ -	\$ -	\$ -	Physically Complete (12/02/2017) Open ROW
Weber	North Salt Lake		NEWPROJ()	16937	Main Street; Center Street to 350 North	2018	\$ 1,312,200	\$ 1,223,364	\$ -	\$ -	\$ -	\$ -	\$ 1,223,364	\$ -	\$ -	\$ -	\$ -	New Project 2018
Weber	Ogden		NEWPROJ()	14840	20th Street; Washington Blvd to Monroe Blvd	2016	\$ 6,477,200	\$ 3,000,000	\$ -	\$ -	\$ 2,000,000	\$ 850,961	\$ -	\$ -	\$ -	\$ -	\$ -	Project to be Exchanged (orig FF - \$3,000,000 to \$2,850,961)
Davis	Ogden/ UTA		Transfer to FTA	15906	Ogden-WSU Bus Rapid Transit (BRT); Intermodal HUB to McKay Dee Hospital - Design	2017	\$ 5,000,000	\$ 1,500,000	\$ 1,500,000	\$ -	\$ -	\$ -	\$ -	\$ -	\$ -	\$ -	\$ -	Funding Transferred Requested

Surface Transportation Program (STP)
2020-2025 Transportation Improvement Program (TIP)

Print Date: 28-Aug-19

County	Sponsor	Route	Project Number	PIN	Project Information		Year Added to TIP	Estimated Total Project Cost	Original Funds Programmed	Total Amount Obligated	Current Year 2019	Estimated Funding and Phasing (Fiscal Year)				Concept Development		8/28/2019
					Location/ Limits	Concept/ Type of Improvement						2020	2021	2022	2023	2024	2025	Project Status/ Project Schedule
Weber	Ogden/ UTA	BRT	Transfer to FTA	16934	Ogden-WSU Bus Rapid Transit (BRT); Intermodal HUB to McKay Dee Hospital - Construction	New Construction	2018	\$ 75,000,000	\$ 1,750,000	\$ 1,750,000	\$ -	\$ -	\$ 1,500,000	\$ -	\$ -	\$ -	\$ -	Funding Transferred Requested
Box Elder	Perry		NEWPROJ()	14841	1200 West; 3600 South to Willard City Boundary	New Construction, 3-lane facility with Shoulders including; improvements to Drainage, Curb, Gutter and Sidewalk	2016	\$ 2,915,200	\$ 2,717,841	\$ -	\$ -	\$ 2,000,000	\$ 446,057	\$ -	\$ -	\$ -	\$ -	Project to be Exchanged (orig FF - \$2,717,841 to \$2,446,057)
Weber	Plain City		NEWPROJ()	15905	3600 West; 2600 North to 1975 North	Reconstruction with minor widening including; improvements to Drainage, Curb, Gutter and Sidewalk	2017	\$ 3,111,400	\$ 2,900,758	\$ -	\$ -	\$ 1,000,000	\$ 2,900,758	\$ -	\$ -	\$ -	\$ -	Working on the Environmental Document
Weber	Pleasant View/ North Ogden	LC57	F-LC57(18)	17954	Skyline Drive; 1100 West to 4300 North (Pleasant View)	New Construction	2015	\$ 7,542,000	\$ 3,433,500	\$ 9,323	\$ -	\$ -	\$ -	\$ -	\$ 1,712,089	\$ 1,712,089	\$ -	Preliminary Engineering - Completing Environmental Document
Weber	South Ogden		NEWPROJ()	16936	40th Street & Chimes View from Riverdale Road to Washington Blvd	Reconstruct with minor widening, improvements to Drainage, Curb, Gutter and Sidewalk	2018	\$ 4,745,200	\$ 4,000,000	\$ -	\$ -	\$ -	\$ -	\$ -	\$ 1,000,000	\$ 3,000,000	\$ -	New Project 2018
Davis	Sunset	2018	F-LC11 (53)	11996	800 North; Main St (SR-126) to 450 West	Reconstruction with minor improvements to Drainage, Curb, Gutter and Sidewalk	2013	\$ 2,547,000	\$ 2,258,000	\$ 855,529	\$ -	\$ 1,176,471	\$ -	\$ -	\$ -	\$ -	\$ -	Project to be Exchanged (orig FF - \$2,258,000 to \$2,032,200)
Davis	Syracuse City	2019	NEWPROJ()	14043	Bluff Road; 550 West (on Gentile) to 1000 West	Reconstruction with minor widening including; improvements to Drainage, Curb, Gutter and Sidewalk	2015	\$ 4,282,100	\$ 3,000,000	\$ 574,144	\$ 2,435,857	\$ -	\$ -	\$ -	\$ -	\$ -	\$ -	Orientation Meeting held 15 June 2017 Working on Environmental Doc
Davis	Syracuse City	500 West	New Project - 013()	17794	500 West Phase II; 2010 South to 2800 South	Widen roadway and Signal Installation	2019	\$ 3,990,800	\$ 3,720,623	\$ -	\$ -	\$ -	\$ -	\$ -	\$ -	\$ -	\$ 3,720,623	New Project for FY2025
Davis	UDOT	37	F-0037(40)	6552	1800 North (SR-37); I-15 to 2000 West (SR-108)	1800 North Environmental Impact Statement (EIS)	2007	\$ 31,148,000	\$ 2,695,231	\$ 1,775,116	\$ 424,884	\$ -	\$ -	\$ -	\$ -	\$ -	\$ -	Approved Environmental Document - PE
Davis	UDOT	I-15	F-I15-7(301)313	10944	I-15; I-215 (No Salt Lake) to US-89 (Farmington)	I-15; South Davis Operational Upgrades	2013	\$ 121,000,000	\$ 22,830,999	\$ 22,830,999	\$ -	\$ -	\$ -	\$ -	\$ -	\$ -	\$ -	Physically Complete (11/18/2016) <i>Open ROW and/or Utilities</i>
Davis	UTA		NEWPROJ()	14044	Layton FrontRunner Station Parking	New Construction of Parking Structure for the Layton Station	2015	\$ 4,200,000	\$ 2,000,000	\$ -	\$ -	\$ -	\$ -	\$ -	\$ -	\$ 2,000,000	\$ -	Waiting to Begin
Weber	Washington Terrace	LC57	Newproject-006()	8559	Adams Avenue; City Limits to US-89	Reconstruct	2010	\$ 5,290,000	\$ 4,964,287	\$ 4,730,764	\$ 233,523	\$ -	\$ -	\$ -	\$ -	\$ -	\$ -	Substantially Complete (09/17/2015) <i>Open ROW and/or Utilities</i>
Weber	Washington Terrace	300 West	New Project - 014()	17795	300 West; 5000 South to Riverdale City Boundary	Reconstruct Roadway and improve Curb, gutter, and sidewalk where necessary	2019	\$ 3,024,100	\$ 2,702,831	\$ -	\$ -	\$ -	\$ -	\$ -	\$ -	\$ -	\$ 2,702,831	New Project for FY2025
Weber	West Haven	2018	New	13124	4700 West; 4000 South to 4600 South	Reconstruct with minor widening, improvements to Drainage, Curb, Gutter and Sidewalk	2014	\$ 3,870,700	\$ 2,500,000	\$ 1,148,386	\$ -	\$ 588,235	\$ 588,235	\$ -	\$ -	\$ -	\$ -	Project to be Exchanged (orig FF - \$2,500,000 to \$2,324,857)
Davis	West Point/ Clearfield	2018	F-LC11(54)	11997	300 North; 1000 West to 2000 West	Reconstruction with minor improvements to Drainage, Curb, Gutter and Sidewalk	2013	\$ 2,971,000	\$ 2,500,000	\$ 1,073,529	\$ -	\$ 588,235	\$ 588,238	\$ -	\$ -	\$ -	\$ -	Project to be Exchanged (orig FF - \$2,500,000 to \$2,250,000)
Var	WFRC	Var	STP-LC57(10)	11049	Project Planning Support - Weber/ Davis County, 7223	Planning - Urban Transportation	2003	\$ 2,831,042	\$ 2,639,380	\$ 2,277,130	\$ 362,250	\$ 362,250	\$ 537,250	\$ 537,250	\$ 362,250	\$ 362,250	\$ 362,250	Questions on funding levels and programmin out years in ePM
Var	WFRC	Var	F-LC11 (50)	11990	Transportation and Landuse Connections (TLC) - Weber & Davis County	Local Planning Assistance	2003	\$ 429,046	\$ 140,000	\$ 1,040,000	\$ 664,285	\$ 428,570	\$ 428,570	\$ 428,570	\$ 428,570	\$ 428,570	\$ 428,570	We will only show the current year plus on in ePM
Davis	Woods Cross	2018	NEWPROJ()	14042	1500 South Phase 3; 1350 West to 1100 West	Reconstruction with minor widening including; improvements to Drainage, Curb, Gutter and Sidewalk	2015	\$ 3,003,400	\$ 2,753,641	\$ 3,064,505	\$ -	\$ -	\$ -	\$ -	\$ -	\$ -	\$ -	Active - Design, Planned Construction Start Date (10/25/2017)
Davis	Woods Cross	800 West	New Project - 015()	17796	800 West & 1500 South	Intersection Improvements and Signal Installation	2019	\$ 1,056,500	\$ 984,975	\$ -	\$ -	\$ -	\$ -	\$ -	\$ -	\$ -	\$ 984,975	New Project for FY2025

Congestion Mitigation/ Air Quality Program (CMAQ)
2020-2025 Transportation Improvement Program (TIP)

County	Project Type	Sponsor	CMAQ Source	Project Number		Project Information		Year Added to TIP	Estimated Total Project Cost	Original Funds Programmed	Local Matching Funds Due	Total Amount Obligated	Current Year	Estimated CMAQ Funds and Phasing (Fiscal Year)					Concept Development		8/28/2019
					PIN	Location/ Limits	Concept/ Type of Improvement						2019	2020	2021	2022	2023	2024	2025	Project Status/ Project Schedule	
SALT LAKE/ WEST VALLEY URBAN AREA																					
CMAQ - PM _{2.5}																					
Salt Lake	Bike	Bluffdale	Regular	New	13130	14600 South (SR-140); Pony Express Road to UPRR Bridge over SR-140	Construct Bicycle & Pedestrian Facility	2014	\$ 669,700	\$ 624,361	\$ 45,339	\$ -	\$ 10,000	\$ 614,361	\$ -	\$ -	\$ -	\$ -	\$ -	Brian, Good as is, may need a bit more from 2020	
Salt Lake	Trans	Bluffdale	Regular	New Project	16943	14600 South; Railroad Bridge to Redwood Road	Construct Sidewalk and Bike lanes	2018	\$ 1,142,000	\$ 1,064,687	\$ 77,313	\$ -	\$ -	\$ -	\$ -	\$ -	\$ -	\$ 1,064,687		New Project 2018	
Salt Lake	Trans	Cottonwood Heights	PM _{2.5}	Newproject-0028()	8601	Wasatch Boulevard & 7650 South	Park-n-Ride Lot	2010	\$ 1,600,000	\$ 1,486,000	\$ 107,908	\$ -	\$ -	\$ -	\$ -	\$ 1,486,000	\$ -	\$ -	\$ -	Holding Pending Work on LCC Environmental Process	
Salt Lake	Inter	Cottonwood Heights	Regular	New	12000	Bengal Blvd & 2300 East Round-About	Intersection Improvements	2013	\$ 2,655,000	\$ 2,655,000	\$ 192,796	\$ 247,526	\$ 152,474	\$ 2,255,000	\$ -	\$ -	\$ -	\$ -	\$ -	Jessica, Project will not advertise in FY19	
Salt Lake	Trans	Cottonwood Heights	Regular	New	13128	Park and Ride Smart Boards	Construct "Live Parking Availability" Signs for Select Canyon Park-n-Ride Lots	2014	\$ 706,900	\$ 659,043	\$ 47,857	\$ -	\$ -	\$ -	\$ -	\$ -	\$ 659,043	\$ -	\$ -	Holding Pending Work on LCC Environmental Process	
Salt Lake	Inter	Holladay	PM _{2.5}	F-LC35 (210)	8555	6200 South & Holladay Boulevard	Intersection Improvements	2010	\$ 2,438,000	\$ 2,174,000	\$ 157,141	\$ 2,163,524	\$ 476	\$ -	\$ -	\$ -	\$ -	\$ -	\$ -	Yes, they will advertise this FY.	
Salt Lake	Inter	Holladay	PM _{2.5}	F-LC35 (210)	8555	6200 South & 2300 East Intersection - - Combined with 6200 South & Holladay Blvd -	Intersection Improvements	2011	\$ -	\$ -	\$ -	\$ -	\$ -	\$ -	\$ -	\$ -	\$ -	\$ -	\$ -	Combined with PIN 8555	
Salt Lake	Trans	Holladay	PM _{2.5}	New Project	16944	Highland Drive and 4500 South Intersection	Intersection Improvements	2018	\$ 2,597,900	\$ 1,200,000	\$ 87,139	\$ -	\$ -	\$ -	\$ -	\$ -	\$ -	\$ 1,200,000		New Project 2018	
Salt Lake	Trans	Murray	PM _{2.5}	New Project	15921	5300 South & College Drive Intersection Improvements	Dual left-turn lanes SB & WB and dedicated right-turn WB direction.	2017	\$ 1,842,400	\$ 1,694,362	\$ 123,038	\$ -	\$ -	\$ -	\$ -	\$ -	\$ 1,694,362	\$ -	\$ -	New Project 2017	
Salt Lake	Trans	Murray/ UDOT	Regular	New Project	11086	State Street (US-89) and Vine Street Intersection	Intersection Improvements	2018	\$ 311,500	\$ 290,411	\$ 21,089	\$ 290,411	\$ -	\$ -	\$ -	\$ -	\$ -	\$ -	\$ -	New Project 2018	
Salt Lake	Trans	Riverton	Regular	New Project	14940	13400 South Bike Lanes; 2700 West to 3200 West	Widen and improve the parkstrips along the roadway to create the bike lanes	2016	\$ 490,900	\$ 280,000	\$ 20,333	\$ -	\$ -	\$ -	\$ 280,000	\$ -	\$ -	\$ -	\$ -	Set up the Orientation Meeting Fall of 2019	
Salt Lake	Trans	Salt Lake City	Regular	F-LC35(235)	13631	Salt Lake Green Bike Share Expansion	Constructs additional Bike Docking Stations/ Purchases additional Bikes	2013	\$ 1,700,000	\$ 250,000	\$ 18,154	\$ 23,308	\$ -	\$ 226,692	\$ -	\$ -	\$ -	\$ -	\$ -	Jessica, Currently in ePM, there is \$243,154 in FY 2019 and \$347,528 in FY 2020. I'd shift both of those back a year. I believe the current obligation is enough to get us through the end of the FY, because I foresee the only amount we'll spend is to	
Salt Lake	Trans	Salt Lake City	Regular	New Project	14939	Bonneville Bike Trail	New Construction - Bicycle and Pedestrian Trail Facility	2016	\$ 479,700	\$ 447,000	\$ 32,459	\$ -	\$ -	\$ -	\$ -	\$ -	\$ 447,000	\$ -	\$ -	New Project 2016	
Salt Lake	Trans	Salt Lake City	Regular	New Project	15920	Traffic Signal Synchronization	Install detection to utilize signal performance and synchronize traffic signals.	2017	\$ 1,000,000	\$ 930,000	\$ 67,533	\$ -	\$ -	\$ -	\$ -	\$ -	\$ 930,000	\$ -	\$ -	New Project 2017	
Salt Lake	Trans	Salt Lake City	Regular	New Project	16940	Salt Lake Green Bike Share Expansion	Constructs additional Bike Docking Stations/ Purchases additional Bikes	2018	\$ 637,027	\$ 400,000	\$ 29,046	\$ -	\$ -	\$ -	\$ -	\$ -	\$ -	\$ 400,000		On Going Program	
Salt Lake	Trans	Salt Lake City	Regular	F-LC35(235)	17757	Salt Lake Green Bike Share Expansion	Constructs additional Bike Docking Stations/ Purchases additional Bikes	2014	\$ 1,700,000	\$ 324,000	\$ 30,789	\$ -	\$ -	\$ -	\$ 424,000	\$ -	\$ -	\$ -	\$ -	On Going Program	
Salt Lake	Trans	Salt Lake City	Regular	F-LC35(235)	17758	Salt Lake Green Bike Share Expansion	Constructs additional Bike Docking Stations/ Purchases additional Bikes	2016	\$ 1,700,000	\$ 300,530	\$ 29,085	\$ -	\$ -	\$ -	\$ -	\$ 400,530	\$ -	\$ -	\$ -	On Going Program	
Salt Lake	Trans	Salt Lake City	Regular	F-LC35(235)	17759	Salt Lake Green Bike Share Expansion	Constructs additional Bike Docking Stations/ Purchases additional Bikes	2016	\$ 1,700,000	\$ 300,000	\$ 29,046	\$ -	\$ -	\$ -	\$ -	\$ -	\$ 400,000	\$ -	\$ -	On Going Program	
Salt Lake	Bike	Salt Lake City	Regular	New Project - 020()	17849	SLC Bike Share (GREENbike) Expansion	Constructs additional Bike Docking Stations/ Purchases additional Bikes	2019	\$ 643,570	\$ 200,000	\$ 14,523	\$ -	\$ -	\$ -	\$ -	\$ -	\$ -	\$ -	\$ 200,000	Project Phased/ Underway - Awarded	
Salt Lake	Trans	Salt Lake County	Regular	New Project	15919	Signal Interconnect	Connect traffic signals to improve traffic signal performance	2017	\$ 1,608,600	\$ 900,000	\$ 65,354	\$ -	\$ -	\$ -	\$ -	\$ -	\$ 900,000	\$ -	\$ -	New Project 2017	

Congestion Mitigation/ Air Quality Program (CMAQ)
2020-2025 Transportation Improvement Program (TIP)

County	Project Type	Sponsor	CMAQ Source	Project Number	Project Information		Year Added to TIP	Estimated Total Project Cost	Original Funds Programmed	Local Matching Funds Due	Total Amount Obligated	Current Year	Estimated CMAQ Funds and Phasing (Fiscal Year)					Concept Development		8/28/2019
					PIN	Location/ Limits						2019	2020	2021	2022	2023	2024	2025	Project Status/ Project Schedule	
Salt Lake	Trans	Salt Lake County & UTA	Regular	F-LC35(255)	13126	Hillsborough Pond Park & Ride Expansion; Wasatch Blvd & Creek Rd	Expand and Improve Parking Facility	2014	\$ 1,784,700	\$ 1,663,876	\$ 120,824	\$ -	\$ -	\$ -	\$ -	\$ -	\$ 831,938	\$ 831,938	\$ -	Holding Pending Work on LCC Environmental Process
Salt Lake	Inter	Sandy	PM _{2.5}	New Project - 022()	17851	9400 South & 700 East	Intersection & Pedestrian Improvements	2019	\$ 3,446,300	\$ 2,600,000	\$ 188,802	\$ -	\$ -	\$ -	\$ -	\$ -	\$ -	\$ -	\$ 2,600,000	Project Phased/ Underway - Awarded
Salt Lake	ATMS	UDOT	Regular	CM-R299(9)	5996	Region 2 Commuter Link	ITS/ATMS - Commuter Link	1999	\$ 30,684,350	\$ 5,412,719	\$ 834,987	\$ 4,585,930	\$ -	\$ 1,082,544	\$ 1,082,544	\$ 1,082,544	\$ 1,082,544	\$ 1,082,544		On Going Program
Salt Lake	Trans	UDOT	Regular	F-ST99(162)	10018	TravelWise	Comprehensive Travel Demand Management Program. (For Private & Public Partnership)	2011	\$ 2,400,000	\$ 746,077	\$ 54,177	\$ 338,077	\$ -	\$ 136,000	\$ 136,000	\$ -	\$ -	\$ -	\$ -	Will Obligate the full amount per year.
Salt Lake	ATMS	UDOT	Regular	F-LC35(258)	13129	10400 South & Bangerter Hwy VMS; Northbound & Southbound	Install Variable Message Signs (VMS)	2014	\$ 915,200	\$ 863,124	\$ 62,677	\$ -	\$ -	\$ -	\$ 863,124	\$ -	\$ -	\$ -	\$ -	New Project 2014
Salt Lake	ATMS	UDOT	Regular	F-LC35(260)	13131	Foothill VMS; Southbound	Install Variable Message Sign (VMS)	2014	\$ 462,900	\$ 431,562	\$ 31,338	\$ 108,613	\$ 322,949	\$ -	\$ -	\$ -	\$ -	\$ -	\$ -	Yes
Salt Lake	ATMS	UDOT	Regular	New Project	14050	Connected Vehicle Deployment	Install roadside communication devices and connect to fiber communications along Bangerter Hwy	2015	\$ 1,072,800	\$ 1,000,171	\$ 72,629	\$ -	\$ -	\$ -	\$ 1,000,171	\$ -	\$ -	\$ -	\$ -	Left Message - Could we do something in 2019?
Salt Lake	Trans	UDOT, Murray, Midvale, Sandy	Regular	New Project	14942	SR-71 (700 E/ 900 E); Van Winkle to 90th South	Construct Bike lanes along roadway	2016	\$ 3,510,100	\$ 1,400,000	\$ 101,663	\$ -	\$ -	\$ -	\$ -	\$ -	\$ 1,400,000	\$ -	\$ -	New Project 2016
Salt Lake	ATMS	UDOT/ Local Governments	Regular	F_R299(102)	7947	Salt Lake County Area Signal Detection Upgrade	Traffic Signal Control Software & Update Signal Hardware (Controllers, etc)	2009	\$ 5,485,000	\$ 2,779,250	\$ 286,247	\$ 2,975,000	\$ 5,657	\$ -	\$ -	\$ -	\$ -	\$ -	\$ -	Project Phased/ Underway - Awarded
Salt Lake	ATMS	UDOT/ Local Governments	Regular	F_R299(102)	14910	Salt Lake County Area Signal Detection Upgrade	Improve and add Signal Detection and Coordination	2009		\$ 2,500,000	\$ 239,550	\$ 2,337,594	\$ -	\$ -	\$ -	\$ -	\$ -	\$ -	\$ -	Project Phased/ Underway - Awarded
Salt Lake	Trans	UTA	Regular	CM-9999()	2351	WFRC Area	Air Quality - Rideshare & Vanpool Management	1993	\$ 2,332,760	\$ 2,005,036	\$ 327,724	\$ 2,508,065	\$ 318,733	\$ 318,733	\$ 318,733	\$ 318,733	\$ 318,733	\$ 326,305		Funding Transferred Requested
Salt Lake	Trans	UTA	PM _{2.5}	F-LC35(254)	13125	Sugar House Streetcar Double Track; (was) 500 East to 600 East Now project limits 300 E to 500 E	Construct a Double Track	2014	\$ 3,016,100	\$ 900,000	\$ 65,354	\$ -	\$ 900,000	\$ -	\$ -	\$ -	\$ -	\$ -	\$ -	Funding Transferred Requested
Salt Lake	Trans	UTA	PM _{2.5}	New Project was PIN 14047	13125	Sugar House Streetcar Double Track; 600 East to 700 East	Construct a Double Track	2015	\$ 3,016,100	\$ 1,000,000	\$ 72,616	\$ -	\$ 1,000,000	\$ -	\$ -	\$ -	\$ -	\$ -	\$ -	Funding Transferred Requested
Salt Lake	Trans	UTA	Regular	F-LC35(256)	13127	Depot District Service Center (DDSC); 669 West 200 South	Construct the CNG Facilities of the DDSC	2014	\$ 57,000,000	\$ 950,000	\$ 68,985	\$ -	\$ 950,000	\$ -	\$ -	\$ -	\$ -	\$ -	\$ -	Funding Transferred Requested
Salt Lake	Bike	UTA	PM _{2.5}	New Project	14046	33/35 MAX Expansion and Optimization	Transit Service Expansion	2015	\$ 3,003,325	\$ 2,800,000	\$ 203,325	\$ -	\$ 2,800,000	\$ -	\$ -	\$ -	\$ -	\$ -	\$ -	Funding Transferred Requested
Salt Lake	Bike	UTA	Regular	New Project	14049	Bus Route Service Expansion Subsidy	Expansion of Route 54 and Route 220 to Reduce Headway & Expand Hours of Service	2015	\$ 1,400,000	\$ 1,280,048	\$ 92,952	\$ 750,000	\$ 530,048	\$ -	\$ -	\$ -	\$ -	\$ -	\$ -	Funding Transferred Requested
Salt Lake	Trans	UTA	PM _{2.5}	New Project	14938	University of Utah Intermodal Center	New Construction - Intermodal Center on U of U Campus	2016	\$ 4,073,900	\$ 2,500,000	\$ 181,540	\$ -	\$ 1,750,000	\$ 580,000	\$ -	\$ -	\$ -	\$ -	\$ -	Funding Transferred Requested
Salt Lake	Trans	UTA	PM _{2.5}	New Project	15918	UTA Locomotive Rebuild	Rebuild locomotive prime mover engines to EPA's standard of Tier 1+	2017	\$ 3,516,000	\$ 2,105,134	\$ 152,867	\$ 600,000	\$ 1,505,134	\$ -	\$ -	\$ -	\$ -	\$ -	\$ -	Funding Transferred Requested
Salt Lake	Trans	UTA	Regular	New Project - 021()	17850	SLC West Intermodal Center; North Temple & Redwood Rd	Construct Intermodal Hub	2019	\$ 4,200,300	\$ 1,400,000	\$ 101,663	\$ -	\$ -	\$ -	\$ -	\$ -	\$ -	\$ -	\$ 1,400,000	Project Phased/ Underway - Awarded
Salt Lake	Trans	UTA	Regular	CM-9999()	Tran SEC.	ITS/APTS Deployment in S L	Air Quality - FTA Fund Transfer	1999	\$ 12,000,000	\$ 500,000	\$ 60,998	\$ 340,000	\$ 500,000	\$ -	\$ -	\$ -	\$ -	\$ -	\$ -	Funding Transferred Requested
Salt Lake	Trans	UTA	Regular	CM-9999()	Tran SEC.	Lease Vans in S L	Air Quality - FTA Fund Transfer	1994	\$ 1,855,411	\$ 1,104,800	\$ 163,125	\$ 1,141,600	\$ -	\$ 276,200	\$ 276,200	\$ 276,200	\$ 276,200	\$ -	\$ -	Are the Vans Expanding in 2019 or 2020

Congestion Mitigation/ Air Quality Program (CMAQ)
2020-2025 Transportation Improvement Program (TIP)

County	Project Type	Sponsor	CMAQ Source	Project Number		Project Information		Year Added to TIP	Estimated Total Project Cost	Original Funds Programmed	Local Matching Funds Due	Total Amount Obligated	Current Year	Estimated CMAQ Funds and Phasing (Fiscal Year)					Concept Development		8/28/2019
					PIN	Location/ Limits	Concept/ Type of Improvement						2019	2020	2021	2022	2023	2024	2025	Project Status/ Project Schedule	
Salt Lake	Trans	UTA\ UDOT	Regular	F-0172(18)	7650	5600 West Bus Rapid Transit (BRT) Phase I; 2700 South to 6200 South	ROW & Construction of Bus Rapid Transit (BRT) (Not to be used for Bus Purchase)	2010	\$ 5,000,000	\$ 2,000,000	\$ 145,232	\$ -	\$ -	\$ -	\$ -	\$ -	\$ -	\$ 2,000,000	\$ -	Scoping	
Salt Lake	Inter	West Jordan	PM _{2.5}	F-LC35(217)	11094	7800 South & 1300 West	Intersection Improvements	2012	\$ 847,000	\$ 450,000	\$ 33,403	\$ 450,000	\$ -	\$ -	\$ -	\$ -	\$ -	\$ -	\$ -	Active - Construction Start Date (10/08/2017)	
Salt Lake	Inter	West Jordan	PM _{2.5}	F-LC35(218)	11095	9000 South & 4000 West	Intersection Improvements	2012	\$ 1,000,000	\$ 780,000	\$ 57,367	\$ 779,999	\$ -	\$ -	\$ -	\$ -	\$ -	\$ -	\$ -	Active - Construction Start Date (05/29/2018)	
Salt Lake	Bike	West Jordan	PM _{2.5}	F-LC35(219)	11097	Jordan River Trail (Gardner Village TRAX Station)	Pedestrian/ Bike Trail	2012	\$ 321,785	\$ 300,000	\$ 22,511	\$ 83,907	\$ 216,093	\$ -	\$ -	\$ -	\$ -	\$ -	\$ -	Planning to Advertise FY2019	

Congestion Mitigation/ Air Quality Program (CMAQ)
2020-2025 Transportation Improvement Program (TIP)

County	Project Type	Sponsor	CMAQ Source	Project Number	PIN	Project Information		Year Added to TIP	Estimated Total Project Cost	Original Funds Programmed	Local Matching Funds Due	Total Amount Obligated	Current Year	Estimated CMAQ Funds and Phasing (Fiscal Year)					Concept Development		8/28/2019
						Location/ Limits	Concept/ Type of Improvement						2019	2020	2021	2022	2023	2024	2025	Project Status/ Project Schedule	
OGDEN/ LAYTON URBAN AREA																					
CMAQ - PM _{2.5}																					
Davis	Bike	Centerville	Regular	F-LC57(28)	12003	Frontage Road Bike Lanes; 638 North to 2200 North (Lund Lane)	Construct Bike Lanes along Westside of Frontage Road	2013	\$ 1,215,000	\$ 970,000	\$ 133,614	\$ 970,001	\$ -	\$ -	\$ -	\$ -	\$ -	\$ -	\$ -	Working on Environmental Doc. - City is also replacing Culverts prior to project implementation	
Davis	Trans	Centerville	PM _{2.5}	New Project	15917	Parrish Lane (SR-105) 400 West Intersection	Add turn lanes and storage lanes to reduce delay and improve safety.	2017	\$ 1,904,300	\$ 1,780,040	\$ 129,260	\$ -	\$ -	\$ -	\$ -	\$ -	\$ 1,000,000	\$ 780,040	\$ -	New Project 2017	
Davis	Inter	Centerville	PM _{2.5}	New Project - 017()	17845	Marketplace Drive & Parrish Lane	Intersection & Pedestrian Improvements	2019	\$ 1,757,800	\$ 1,400,000	\$ 101,663	\$ -	\$ -	\$ -	\$ -	\$ -	\$ -	\$ -	\$ 1,400,000	Project Phased/ Underway - Awarded	
Davis	Bike	Clearfield	Regular	New Project	14053	Clearfield City TOD Ped/ Bike; FrontRunner Station to Freeport Center	New Construction - Pedestrian/ Bicycle Bridge	2015	\$ 2,653,800	\$ 1,650,000	\$ 119,817	\$ -	\$ 1,650,000	\$ -	\$ -	\$ -	\$ -	\$ -	\$ -	Funding Transferred Requested	
Davis	Trans	Clinton	Regular	New Project	14849	2000 West (SR-108) & 1300 North	Intersection Improvements	2016	\$ 590,600	\$ 550,616	\$ 39,984	\$ 93,230	\$ -	\$ 457,386	\$ -	\$ -	\$ -	\$ -	\$ -	Will not advertise until Nov-Dec 2019	
Davis	Inter	Clinton	Regular	New Project - 019()	17848	1500 West & 1300 North Round-a-bout	Intersection & Pedestrian Improvements	2019	\$ 2,190,100	\$ 850,000	\$ 61,724	\$ -	\$ -	\$ -	\$ -	\$ -	\$ -	\$ -	\$ 850,000	Project Phased/ Underway - Awarded	
Weber	Trans	Ogden	PM _{2.5}	New Project	14847	Ogden City Bike Share	Purchase and Install Bike Share Stations and Bikes	2016	\$ 659,686	\$ 601,873	\$ 43,706	\$ -	\$ -	\$ 601,873	\$ -	\$ -	\$ -	\$ -	\$ -	New Project 2016	
Weber	Trans	Ogden	Regular	New Project	16946	Polk Avenue; 36th Street to Franklin	Add sidewalks and intersection improvements	2018	\$ 595,302	\$ 555,000	\$ 40,302	\$ -	\$ -	\$ -	\$ -	\$ -	\$ 555,000	\$ -	\$ -	New Project 2018	
Weber	Trans	Ogden/ UDOT	Regular	New Project	16947	Wall Avenue & 20th Street Intersection	Intersection Improvements	2018	\$ 2,700,000	\$ 1,500,000	\$ 108,924	\$ -	\$ -	\$ 500,000	\$ 500,000	\$ 500,000	\$ -	\$ -	Project Could Move Up if Funds Become Available		
Weber	Trans	Ogden/ UTA	PM _{2.5}	New Project	16934	Ogden-WSU Bus Rapid Transit (BRT); Intermodal HUB to McKay Dee Hospital - Construction	New Construction	2018	\$ 75,000,000	\$ 1,750,000	\$ 127,078	\$ -	\$ 1,750,000	\$ -	\$ -	\$ -	\$ -	\$ -	\$ -	Funding Transferred Requested	
Box Elder	Trans	Perry	Regular	New Project	14848	1200 West; 2250 South (Dale Young Nature Park) to 775 West	Widen road facility to include a dedicated 8' bike path	2016	\$ 695,000	\$ 477,338	\$ 34,662	\$ -	\$ -	\$ -	\$ -	\$ 477,338	\$ -	\$ -	\$ -	New Project 2016	
Weber	Trans	Riverdale	Regular	New Project	14850	Ritter Drive & SR-60 & 1150 West	Construct Round-About Intersection Improvements	2016	\$ 618,000	\$ 500,000	\$ 36,308	\$ -	\$ -	\$ 500,000	\$ -	\$ -	\$ -	\$ -	\$ -	New Project 2016	
Weber	Inter	Roy	Regular	New Project - 018()	17847	6000 South & 3100 West Round-a-bout	Intersection & Pedestrian Improvements	2019	\$ 760,700	\$ 673,470	\$ 48,905	\$ -	\$ -	\$ -	\$ -	\$ -	\$ -	\$ -	\$ 673,470	Project Phased/ Underway - Awarded	
Weber	Trans	South Ogden/ UDOT	PM _{2.5}	New Project	16945	US-89 & Skyline Drive Intersection	Intersection Improvements	2018	\$ 2,515,600	\$ 1,400,000	\$ 101,663	\$ -	\$ -	\$ -	\$ -	\$ -	\$ -	\$ 1,400,000	\$ -	New Project 2018	
Davis	ATMS	UDOT	Regular	CM-9999()	5981	Region 1 Commuter Link	ITS/ATMS - Commuter Link	2000	\$ 5,330,902	\$ 4,970,000	\$ 360,902	\$ 3,620,895	\$ -	\$ 1,070,000	\$ 1,100,000	\$ 1,100,000	\$ 1,100,000	\$ -	\$ -	On Going Program	
Weber	Trans	UDOT	Regular	F-ST99(162)	10018	TravelWise	Comprehensive Travel Demand Management Program. (For Private & Public Partnership)	2011	\$ 2,400,000	\$ 192,000	\$ 14,523	\$ 128,000	\$ -	\$ 64,000	\$ 64,000	\$ -	\$ -	\$ -	\$ -	On Going Program	
Davis	Trans	UDOT	PM _{2.5}	F-I15-7(309)318	11092	650 North & I-15 Interchange/ Intersections	Intersection Improvements	2012	\$ 4,636,000	\$ 2,840,000	\$ 133,614	\$ 2,839,999	\$ -	\$ -	\$ -	\$ -	\$ -	\$ -	\$ -	Active - Planned Construction Start Date (12/31/2016) - Awarded	
Weber	Inter	UDOT	Regular	F-0097(9)	13132	SR-97 (5600 South); Hill Field Air Force Base to 2050 West	Intersection/ Operational Improvements	2014	\$ 3,037,700	\$ 750,000	\$ -	\$ -	\$ -	\$ -	\$ -	\$ -	\$ -	\$ -	\$ 750,000	Funding Can be Moved Back (from 21 to 23)	
Davis	ATMS	UDOT	Regular	New Project	14052	I-15 Corridor Responsive Ramp Metering Management	Corridor Responsive Ramp Metering Software & Hardware	2015	\$ 332,900	\$ 310,363	\$ 22,537	\$ -	\$ -	\$ 150,000	\$ 160,363	\$ -	\$ -	\$ -	\$ -	Not this year but Starting (FY2020) (Tyler & Jaime)	
Weber	Trans	UDOT	PM _{2.5}	F-R199(160)	14845	Advance Signal Detection	Install and Integrate Advance Signal Detection in Ogden	2016	\$ 525,000	\$ 489,458	\$ 35,543	\$ -	\$ -	\$ -	\$ -	\$ 489,458	\$ -	\$ -	\$ -	New Project	
Davis	ATMS	UDOT	Regular	F-0089(394)	16041	US-89 VMS; Just North of Shepard Lane	Install Variable Message Sign (VMS)	2014	\$ 462,900	\$ 431,562	\$ 62,677	\$ 863,124	\$ -	\$ -	\$ -	\$ -	\$ -	\$ -	\$ -	Would this project be able to construct in 2019?	

Congestion Mitigation/ Air Quality Program (CMAQ)
2020-2025 Transportation Improvement Program (TIP)

County	Project Type	Sponsor	CMAQ Source	Project Number	Project Information		Year Added to TIP	Estimated Total Project Cost	Original Funds Programmed	Local Matching Funds Due	Total Amount Obligated	Current Year	Estimated CMAQ Funds and Phasing (Fiscal Year)					Concept Development		8/28/2019
					PIN	Location/ Limits						2019	2020	2021	2022	2023	2024	2025	Project Status/ Project Schedule	
Davis	Trans	UDOT/ North Salt Lake	Regular	New Project	12674	Redwood Road (SR-68) & Center Street	Intersection Improvements	2016	\$ 7,839,300	\$ 1,000,000	\$ 72,616	\$ 1,000,000	\$ -	\$ -	\$ -	\$ -	\$ -	\$ -	\$ -	Project Combined to I-215 Bridge and Redwood Road Improvementss
Davis	Trans	UTA	Regular	F-LC11(48)	10021	Fruit Heights/ Kaysville 400/200 North Park n Ride Lot	Expand Park n Ride Lot	2011	\$ 1,498,000	\$ 1,233,000	\$ 89,536	\$ -	\$ -	\$ -	\$ -	\$ -	\$ 1,233,000	\$ -	Project Phasing/ Time	
Weber	Trans	UTA	PM _{2.5}	New Project	14846	Weber State University Intermodal Center	New Construction - Intermodal Center on WSU Campus	2016	\$ 3,116,900	\$ 1,000,000	\$ 72,616	\$ -	\$ 1,000,000	\$ -	\$ -	\$ -	\$ -	\$ -	\$ -	Funding Transferred Requested
Davis	Trans	UTA	Regular	New Project	15915	Davis County Ski Route Buses	Purchase 2 buses for seasonal service from parts of Davis County to Snow Basin Resort.	2017	\$ 1,020,000	\$ 912,830	\$ 66,286	\$ -	\$ 912,830	\$ -	\$ -	\$ -	\$ -	\$ -	\$ -	Funding Transferred Requested
Weber	Trans	UTA	PM _{2.5}	New Project	16939	UTA Locomotive Rebuild	Rebuild locomotive prime mover engines to EPA's standard of Tier 1+	2018	\$ 1,400,000	\$ 950,000	\$ 68,985	\$ -	\$ -	\$ -	\$ 870,000	\$ -	\$ -	\$ -	\$ -	Funding Transferred Requested
Weber	Trans	UTA	Regular	CM-9999()	Tran SEC.	ITS/APTS Deployment in Weber Co	Air Quality - FTA Fund Transfer	1999	\$ 923,522	\$ 861,000	\$ 62,522	\$ 240,000	\$ 861,000	\$ -	\$ -	\$ -	\$ -	\$ -	\$ -	Funding Transferred Requested
Weber	Trans	UTA	Regular	CM-9999()	Tran SEC.	Lease Vans in Weber Co	Air Quality - FTA Fund Transfer	1994	\$ 509,707	\$ 475,200	\$ 34,507	\$ 504,400	\$ -	\$ 118,800	\$ 118,800	\$ 118,800	\$ 118,800	\$ -	\$ -	On Going Program
Weber	Trans	UTA	Regular	CM-9999()	Tran SEC.	WFRC Area	Air Quality - Rideshare & Vanpool Management	1993	\$ 1,098,363	\$ 1,024,004	\$ 74,359	\$ 1,137,310	\$ 157,130	\$ 157,130	\$ 157,130	\$ 157,130	\$ 157,130	\$ 161,754	\$ -	Funding Transferred Requested
Weber	Trans	UTA	Regular	CM-9999()	Tran. SEC.	Ski Bus Service from Downtown Ogden to Ogden Valley	Purchase Canyon Service Buses	2013	\$ 1,027,000	\$ 2,383,000	\$ 89,536	\$ 950,000	\$ 1,863,000	\$ -	\$ -	\$ -	\$ -	\$ -	\$ -	Funding Transferred Requested
Weber	Bike	West Haven	Regular	STP-LC11(25)	12166	River Parkway Trail; D&RGW Rail to 1800 So, Weber	Air Quality - Bike Ped Facility	2003	\$ 1,500,000	\$ 136,009	\$ 9,876	\$ 136,010	\$ 389,000	\$ -	\$ -	\$ -	\$ -	\$ -	\$ -	Working on Design

Transportation Alternatives Program (TAP)

2020-2025 Transportation Improvement Program (TIP)

[illegible]

2020-2025 Transportation Improvement Program (TIP)

[illegible]

Transportation Alternatives Program (TAP)
2020-2025 Transportation Improvement Program (TIP)

County	Sponsor	Route	Project Number	PIN	Project Information		Year Added to TIP	Estimated Total Project Cost	Original Funds Programmed	Total Amount Obligated	Current Year 2019	Estimated TAP Funds and Phasing (Fiscal Year)				Concept Development		8/28/2019
					Location/ Limits	Concept/ Type of Improvement						2020	2021	2022	2023	2024	2025	Project Status/ Project Schedule
OGDEN/ LAYTON URBAN AREA																		
Davis	Davis & Weber County		New Project	15924	Davis and Weber County Bicycle Counters	Project will place automatic counters at strategic locations around Davis and Weber Counties to begin collecting vital user data.	2017	\$ 500,000	\$ 200,000	\$ -	\$ 200,000	\$ -	\$ -	\$ -	\$ -	\$ -	\$ -	New Project 2017
Davis	Farmington		New Project	16953	State Street and 400 West	Relocate and Signalize Pedestrian Crossing	2018	\$ 250,000	\$ 200,000	\$ -	\$ -	\$ 200,000	\$ -	\$ -	\$ -	\$ -	\$ -	New Project 2018
Davis	Farmington		New Project	16954	326 West Park Lane	Construct missing sidewalk	2018	\$ 76,200	\$ 71,041	\$ -	\$ -	\$ 71,041	\$ -	\$ -	\$ -	\$ -	\$ -	New Project 2018
Davis	North Salt Lake		New Project	15922	Orchard Drive Sidewalk; 183 South to 83 South	Construct sidewalk along the eastside of Orchard Drive	2017	\$ 301,400	\$ 271,672	\$ -	\$ 271,672	\$ -	\$ -	\$ -	\$ -	\$ -	\$ -	New Project 2017
Davis	North Salt Lake	Var	New Project - 023()	17864	Redwood Road West side path connections	Construct Missing Sidewalk	2019	\$ 229,600	\$ 182,600	\$ -	\$ -	\$ -	\$ 182,600	\$ -	\$ -	\$ -	\$ -	New Project 2019
Salt Lake	Ogden	Var	New Project - 024()	17865	20th & Lincoln Traffic Signal	Intersection, Bike & Ped Improvements	2019	\$ 407,100	\$ 239,000	\$ -	\$ -	\$ -	\$ 239,000	\$ -	\$ -	\$ -	\$ -	New Project 2019
Weber	Plain City		New Project	16952	1975 North; 3600 West to 3525 West	Construct Sidewalk (Safe Routes to School Project)	2018	\$ 360,000	\$ 300,000	\$ -	\$ 300,000	\$ -	\$ -	\$ -	\$ -	\$ -	\$ -	New Project 2018
Weber	Riverdale		New Project	14853	Various Locations throughout the City	Bicycle and Pedestrian - Right of Way Striping and Signage	2016	\$ 69,200	\$ 65,000	\$ -	\$ 65,000	\$ -	\$ -	\$ -	\$ -	\$ -	\$ -	Set Up Orientation Meeting
Salt Lake	Roy	Var	New Project - 025()	17866	3100 West; 4800 South to 5000 South Sidewalk	Safe Routes to School - Construct Missing Sidewalk	2019	\$ 301,700	\$ 271,530	\$ -	\$ -	\$ -	\$ 271,530	\$ -	\$ -	\$ -	\$ -	New Project 2019
Weber	South Ogden		New Project	14852	Jefferson Avenue; Madison to 4400 South	Construct Sidewalk (Safe Routes to School Project)	2016	\$ 343,800	\$ 320,525	\$ 41,954	\$ 278,571	\$ -	\$ -	\$ -	\$ -	\$ -	\$ -	Set Up Orientation Meeting
Weber	South Ogden, Washington Terrace, Riverdale		New Project	14856	Three City Alternative Planning Study	Develop a bike and Pedestrian Alternative Transportation Plan to connect the three communities	2016	\$ 96,535	\$ 90,000	\$ 90,000	\$ -	\$ -	\$ -	\$ -	\$ -	\$ -	\$ -	Set Up Orientation Meeting
Davis	UTA		New Project	15923	Update Bike Cars on FrontRunner	Construct new bike racks on 6 of UTA's 16 FrontRunner bike cars.		\$ 116,900	\$ 95,000	\$ -	\$ 95,000	\$ -	\$ -	\$ -	\$ -	\$ -	\$ -	Funding Transferred Requested
Weber	West Haven		F-LC57(33)	12166	River Parkway Trail; 1800 South to City Cemetery	New Construction of Bike/ Ped Trail	2014	\$ 1,280,465	\$ 966,311	\$ 107,533	\$ 858,778	\$ -	\$ -	\$ -	\$ -	\$ -	\$ -	Working on Design
Funding Swapped with UDOT TAP funds on West Haven 'River Parkway Trail; 1800 South to City Cemetery'																		
OGDEN/ LAYTON URBAN AREA										Federal Funds	Match	Total						
Davis	Clinton		New Project	14854	D&RGW Trail Street Crossings at 1300 North and 2300 North	Construct Improvements to Stop midblock crossing and require trail users to cross at the intrsection crosswalks	2016	\$ 111,100	\$ 103,579	\$ 103,579	\$ 7,522	\$ 111,101	\$ -	\$ -	\$ -	\$ -	\$ -	Set Up Orientation Meeting
Davis	Farmington		New Project	14851	200 West and 125 South	Pedestrian Crossing Signal Installation	2016	\$ 148,000	\$ 137,732	\$ 137,732	\$ 10,002	\$ 147,734	\$ -	\$ -	\$ -	\$ -	\$ -	Set Up Orientation Meeting
Davis	West Bountiful		New Project	14855	Pages Lane Bike Lanes; 800 West to Legacy Trail	Construct Bike/ Pedestrian Facility	2016	\$ 450,000	\$ 375,000	\$ 375,000	\$ 27,231	\$ 402,231	\$ -	\$ -	\$ -	\$ -	\$ -	Set Up Orientation Meeting

Other Federal Highway Administration Funds ePM Tables For –

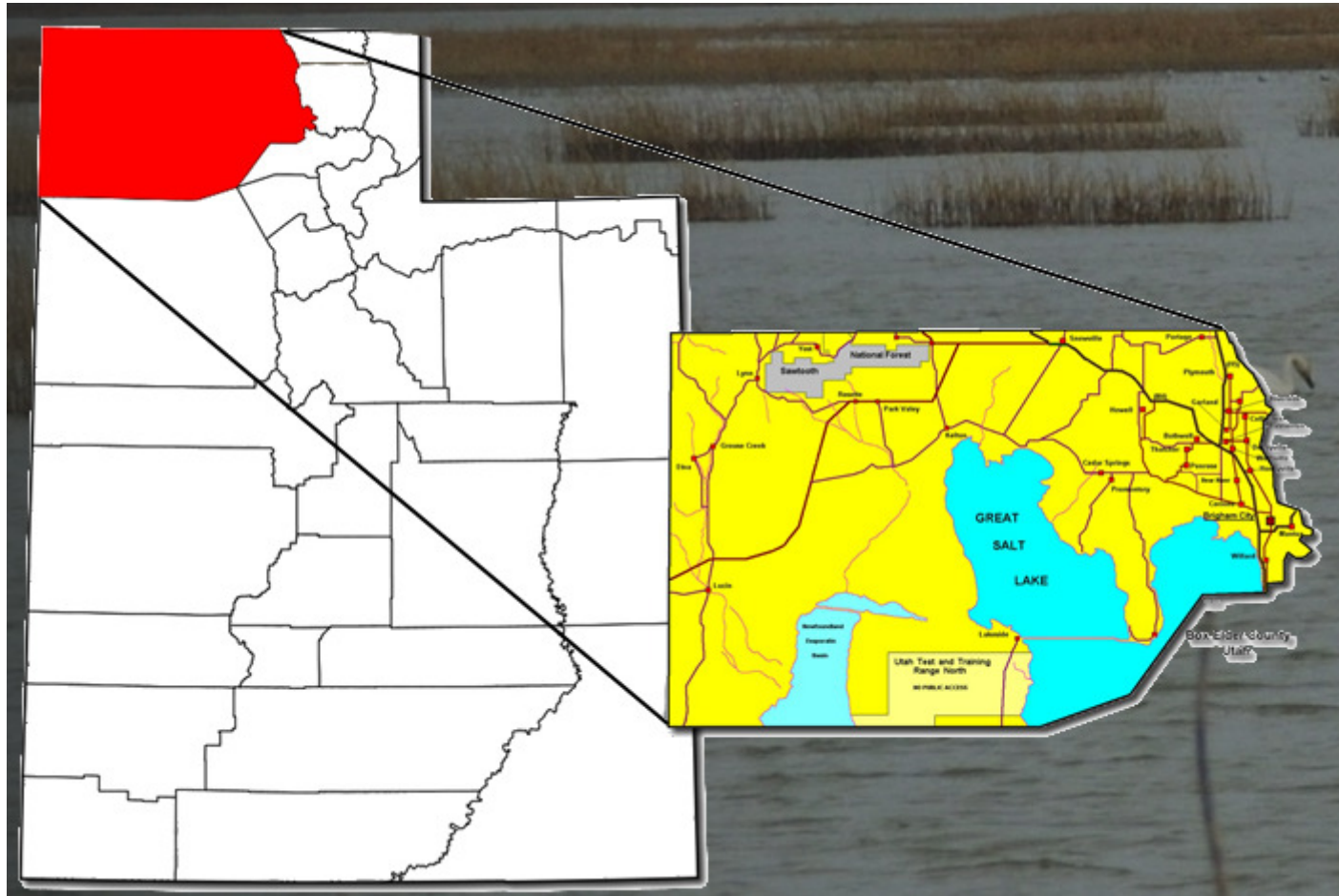
**Box Elder County
Davis County
Morgan County
Salt Lake County
Tooele County
Weber County
Including Statewide Programs**

National Highway Performance (NHPP)
Interstate Maintenance (IM)
National Highway System (NHS)
Bridge On - State System
Any Area Statewide Bridge Replacement
Off System – Local
Off System – Optional
Minimum Guarantee
Highway Safety Improvement
Safety Any Area
Rail/ Highway Crossing – Hazard Elimination
Recreational Trails Program
Safe Routes to School
Economic Recovery
TIGER Discretionary Funds
Other Federal Funds

Box Elder County

The Wasatch Front Regional Council (WFRC) is responsible for coordinating the transportation planning process in the Salt Lake/ West Valley and the Ogden/ Layton urbanized areas as the designated Metropolitan Planning Organization (MPO).

Only the projects within the urbanized boundaries of the Ogden/ Layton area (Brigham City, Perry, and Willard) are actually part of the WFRC 2020-2025 Transportation Improvement Program (TIP). All other projects in the Box Elder County section of this table are listed for reference only.





DRAFT

DRAFT STIP

UDOT electronic Program Management

Statewide Transportation Improvement Program



STIP 2020-2025

epm345_stip_report (Rev 1716)

Report Run on: Aug 28, 2019, 04:20 P.M.

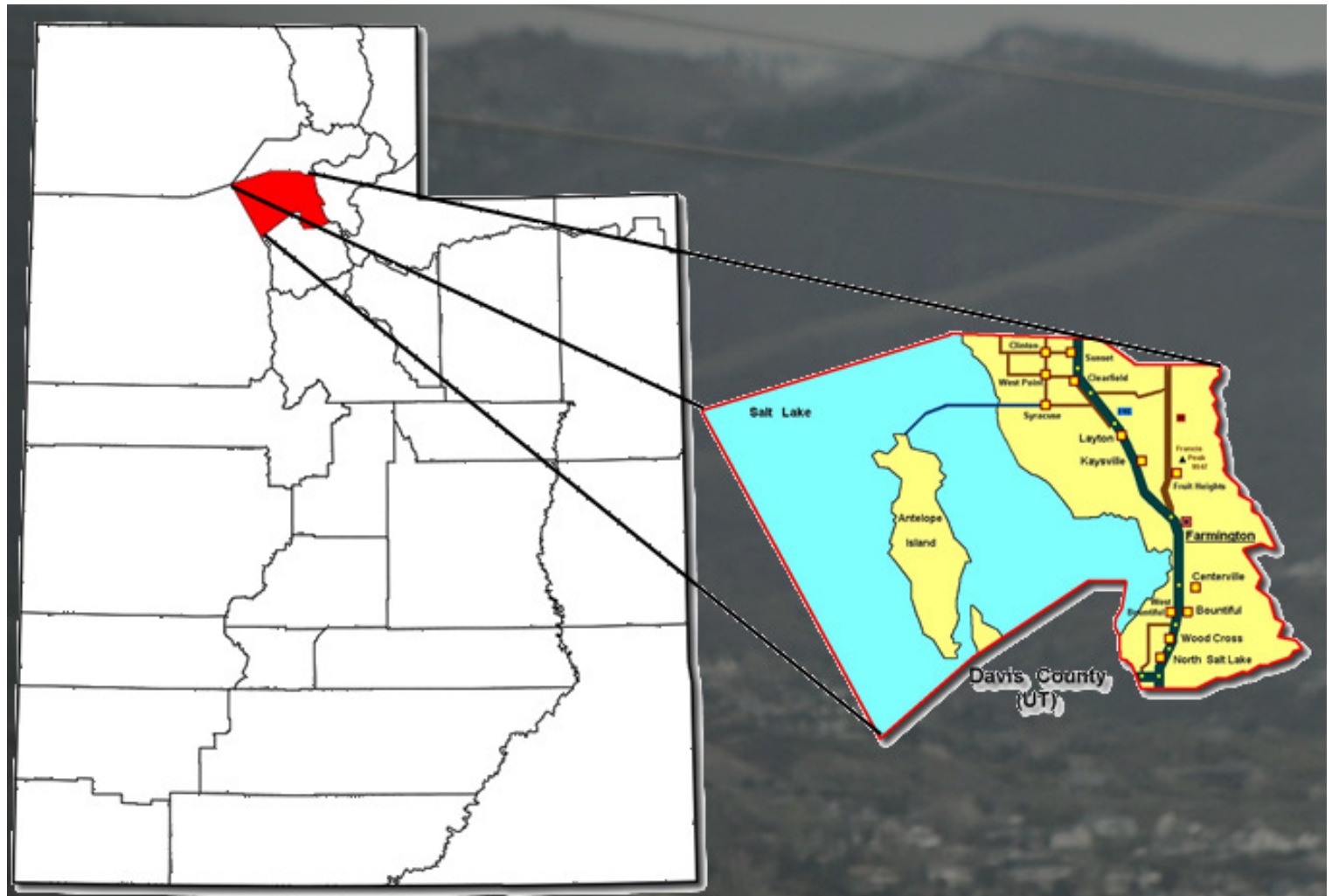
Region	PIN	Status	Project No.	Rt.	Beg	Len	PIN Description / Project Location				Concept Description			State	Other
		Fund	Prior		2020		2021	2022	2023		CD	Total	Fed Aid		
Box Elder County Projects															
BOX EL	15677	STIP	F-0089(456)423	89	423	9	US-89; SR-126 to Perry US-89; MP 423.31 - 432.52				High Volume				
	To Be Adv Dt:														
		NHPP_NHS			\$0		\$0	\$0	\$0	\$20,000,000	\$0	\$20,000,000	\$18,646,000	\$1,354,000	\$0
BOX EL	16938	STIP	F-1098(2)1	1098	1		1200 West Box Elder Creek Bridge at 600 North Cnty:FA-1098; MP .81 - .81				New Bridge/Bridge Replacement				
	To Be Adv Dt:														
		LOCAL_GOV			\$0		\$0	\$0	\$0	\$53,000	\$53,000	\$53,000	\$0	\$0	\$53,000
		STP_URB_O/L			\$0		\$0	\$0	\$0	\$848,500	\$848,500	\$1,697,000	\$1,582,113	\$0	\$114,887
		Total			\$0		\$0	\$0	\$0	\$848,500	\$901,500	\$1,750,000	\$1,582,113	\$0	\$167,887
BOX EL	13932	Scoping	F-LC03(22)	OTHER			750 North 200 West, Willard City 750 North 200 West, Willard City, Utah				Intersection Modification				
	Will Not Adv														
		CMAQ_BOX_ELD			\$0		\$91,172	\$0	\$0	\$0	\$0	\$91,172	\$85,000	\$0	\$6,172
BOX EL	14841	Scoping	S-LC03(25)	OTHER			1200 West; 3600 S. to S. Perry Boundry Extension 1200 West; 3600 South to Southern Perry Boundary				TIF - Transportation Investment Fund				
	Will Not Adv														
		LOCAL_MATCH			\$0		\$0	\$0	\$0	\$0	\$0	\$0	\$0	\$0	\$0
		L_PASS_MATCH			\$0		\$207,915	\$0	\$0	\$0	\$0	\$207,915	\$0	\$0	\$207,915
		STP_URB_O/L			\$0		\$0	\$0	\$0	\$0	\$0	\$0	\$0	\$0	\$0
		ST_TIF			\$0		\$0	\$0	\$0	\$0	\$0	\$0	\$0	\$0	\$0
		ST_TIF_EXCH			\$0		\$2,079,148	\$0	\$0	\$0	\$0	\$2,079,148	\$0	\$2,079,148	\$0
		Total			\$0		\$2,287,063	\$0	\$0	\$0	\$0	\$2,287,063	\$0	\$2,079,148	\$207,915
BOX EL	14848	STIP	F-LC03(26)	OTHER			1200 W; 2250 S. to 775 W., Bike Trail, Perry 1200 West, 2250 South to 775 West				Pedestrian/Bike facility				
	To Be Adv Dt:														
		CMAQ_BOX_ELD			\$0		\$0	\$0	\$695,000	\$0	\$0	\$695,000	\$647,949	\$0	\$47,052
BOX EL	13930	Undr Const	F-LC03(20)				Brigham City - Alternative Fuel Vehicle Brigham City				Local/MPO/Other Agency Pass-Through				
	Will Not Adv														
		CMAQ_BOX_ELD			\$105,000		\$0	\$0	\$0	\$0	\$0	\$105,000	\$97,892	\$0	\$7,109

Davis County

The Wasatch Front Regional Council (WFRC) is responsible for coordinating the transportation planning process in the Salt Lake/ West Valley and the Ogden/ Layton urbanized areas as the designated Metropolitan Planning Organization (MPO).

The Cities of Davis County include;

Bountiful
Centerville
Clearfield
Clinton
Farmington
Fruit Heights
Kaysville
Layton
North Salt Lake
South Weber
Sunset
Syracuse
West Bountiful
West Point
Woods Cross





DRAFT

DRAFT STIP

UDOT electronic Program Management

Statewide Transportation Improvement Program



STIP 2020-2025

epm345_stip_report (Rev 1716)

Report Run on: Aug 28, 2019, 04:20 P.M.

Region	PIN	Status	Project No.	Rt.	Beg	Len	PIN Description / Project Location	Concept Description	CD	Total	Fed Aid	State	Other
		Fund	Prior		2020		2021	2022					
Davis County Projects													
DAVIS	17812	Scoping Will Not Adv	S-I15-7(361)313	15	313	24	I-15 Ramp Destination Sensors in Davis County I-15; MP 313.00 - 337.00	Local/MPO/Other Agency Pass-Through					
		LOCAL_GOV			\$0		\$250,000	\$0	\$0	\$0	\$0	\$0	\$250,000
DAVIS	15022	Scoping Will Not Adv	S-0037(13)	37		2	SR-37; Corridor Preservation SR-37; MP .00 - 2.00	Corridor Preservation					
		ST_CORR_PRES			\$3,479,919		\$403,981	\$0	\$0	\$0	\$0	\$3,883,900	\$0
DAVIS	6552	Scoping Will Not Adv	F-0037(4)0	37		2	1800 NO. (SR-37) 2000 W, to I-15 Enviro. Study SR-37; MP .00 - 2.00						
		STP_URB_O/L			\$1,904,018		\$455,737	\$0	\$0	\$0	\$0	\$2,359,755	\$2,200,000
		ST_CONCPT_D1			\$16,583		\$0	\$0	\$0	\$0	\$0	\$16,583	\$0
		Total			\$1,920,601		\$455,737	\$0	\$0	\$0	\$0	\$2,376,338	\$2,200,000
DAVIS	13363	Undr Const Will Not Adv	S-R199(190)	68	66		FY2015 Region One TAP, North Salt Lake SR-68; MP 65.62 - 65.82	Trails					
		LOCAL_GOV			\$0		\$0	\$0	\$0	\$0	\$0	\$0	\$0
		L_PASS_MATCH			\$0		\$34,250	\$0	\$0	\$0	\$0	\$0	\$34,250
		ST_PVMT			\$0		\$98,750	\$0	\$0	\$0	\$0	\$98,750	\$0
		Total			\$0		\$133,000	\$0	\$0	\$0	\$0	\$98,750	\$34,250
DAVIS	17864	Funding To Be Adv Dt:	NEWPROJ(17864)	68	64	1	Redwood Road West side path connections SR-68; MP 64.37 - 65.74	Safe Sidewalk					
NEW		LOCAL_GOV			\$0		\$0	\$33,740	\$0	\$0	\$0	\$0	\$33,740
		TAP_URB_O/L			\$0		\$0	\$195,860	\$0	\$0	\$182,600	\$0	\$13,260
		Total			\$0		\$0	\$229,600	\$0	\$0	\$182,600	\$0	\$47,000
DAVIS	13480	Scoping Will Not Adv	S-R199(198)	89	399		US-89; Nicholls Rd Grade Separation, Frontage Rds. US-89; MP 398.60 - 398.80 & US-89; Mutton Hollow to Oak Hills, East and West side Frontage Roads	New Capacity					
		ST_CONCPT_D1			\$18,981		\$33,147	\$0	\$0	\$0	\$0	\$52,128	\$0
		ST_TIF			\$903,457		\$1,096,543	\$0	\$0	\$0	\$0	\$2,000,000	\$0
		Total			\$922,438		\$1,129,690	\$0	\$0	\$0	\$0	\$2,052,128	\$0
DAVIS	17526	Undr Const Adv Dt: 03/18/19	S-0089(503)398	89	398	8	US-89; Farmington to I-84 Tree Removal US-89; MP 398.00 - 406.04	TIF - Transportation Investment Fund					
		ST_TIF			\$1,350,000		\$0	\$0	\$0	\$0	\$0	\$1,350,000	\$0
DAVIS	10021	Scoping Will Not Adv	F-LC11(48)	89	400		Fruit Heights / Kaysville 400/200 North US-89; MP 399.70 - 399.80	UTA/Transit					
		CMAQ_WFRC			\$0		\$0	\$0	\$0	\$1,322,536	\$1,322,536	\$1,233,000	\$89,536
DAVIS	13120	STIP To Be Adv Dt: 09/06/16	F-LC11(59)	89	399		Nicholls Road / US-89 Grade Searation US-89; MP 398.50 - 398.90	PE					
		STP_URB_O/L			\$0		\$0	\$0	\$0	\$1,081,100	\$1,081,100	\$1,007,910	\$73,190



DRAFT

DRAFT STIP

UDOT electronic Program Management

Statewide Transportation Improvement Program



STIP 2020-2025

epm345_stip_report (Rev 1716)

Report Run on: Aug 28, 2019, 04:20 P.M.

Region	PIN	Status	Project No.	Rt.	Beg	Len	PIN Description / Project Location				Concept Description			State	Other
		Fund	Prior		2020		2021	2022	2023		CD	Total	Fed Aid		
Davis County Projects															
DAVIS	15917	STIP	F-0105(8)1	105	1		Parrish Lane (SR105) 400 West Intersec Centerville					Intersection Improvements			
		To Be Adv Dt:					SR-105; MP .78 - .78								
		CMAQ_PM2.5			\$0	\$0	\$0	\$0	\$1,072,616	\$836,684		\$1,909,300	\$1,780,040	\$0	\$129,260
		CMAQ_WFRC			\$0	\$0	\$0	\$0	\$0	\$0		\$0	\$0	\$0	\$0
		Total			\$0	\$0	\$0	\$0	\$1,072,616	\$836,684		\$1,909,300	\$1,780,040	\$0	\$129,260
DAVIS	17845	Funding	NEWPROJ(17845)	105	1		Marketplace Drive & Parrish Lane Intersection					Intersection Modification			
		To Be Adv Dt:					SR-105; MP .66 - .66								
NEW		CMAQ_WFRC			\$0	\$0	\$0	\$0	\$0	\$1,501,663		\$1,501,663	\$1,400,000	\$0	\$101,663
		LOCAL_GOV			\$0	\$0	\$0	\$0	\$0	\$256,137		\$256,137	\$0	\$0	\$256,137
		Total			\$0	\$0	\$0	\$0	\$0	\$1,757,800		\$1,757,800	\$1,400,000	\$0	\$357,800
DAVIS	16933	STIP	F-0106(21)8	106	8	1	Main Street (SR-106); Park Lane to Shepard Lane					Reconstruct & Widening			
		To Be Adv Dt:					SR-106; MP 8.30 - 9.05								
		STP_URB_O/L			\$0	\$0	\$0	\$0	\$993,200	\$993,200		\$1,986,400	\$1,851,921	\$0	\$134,479
DAVIS	17793	Funding	NEWPROJ(17793)	106	8	1	Main Street (SR-106); Park Lane to Shepard Lane					Reconstruct & Widening			
		To Be Adv Dt:					SR-106; MP 8.30 - 9.04								
NEW		LOCAL_GOV			\$0	\$0	\$0	\$0	\$0	\$84,200		\$84,200	\$0	\$0	\$84,200
		STP_URB_O/L			\$0	\$0	\$0	\$0	\$0	\$2,202,800		\$2,202,800	\$2,053,670	\$0	\$149,130
		Total			\$0	\$0	\$0	\$0	\$0	\$2,287,000		\$2,287,000	\$2,053,670	\$0	\$233,330
DAVIS	15680	STIP	S-0108(36)6	108	6	2	SR-108; 300 North to 1800 North					Widen Existing Facility			
		To Be Adv Dt:					SR-108; MP 6.00 - 7.51								
		ST_TIF			\$0	\$0	\$10,000,000	\$15,000,000	\$20,000,000	\$29,000,000		\$74,000,000	\$0	\$74,000,000	\$0
DAVIS	16954	STIP	F-0225(8)1	225	1		Park Lane & 326 West Sidewalk - Farmington					Pedestrian/Bike facility			
		Will Not Adv					SR-225; MP .66 - .68								
		TAP_URB_O/L			\$0	\$76,200	\$0	\$0	\$0	\$0		\$76,200	\$71,041	\$0	\$5,159
DAVIS	14851	Undr Const	S-LC11(70)	227			200 W. & 125 S., Ped. Crossing Signal, Farmington					Pedestrian/Bike facility			
		Will Not Adv					SR-227; MP .30 - .32								
		ST_PVMT_TAP			\$0	\$137,732	\$0	\$0	\$0	\$0		\$137,732	\$0	\$137,732	\$0
		TAP_URB_WFRC			\$0	\$0	\$0	\$0	\$0	\$0		\$0	\$0	\$0	\$0
		Total			\$0	\$137,732	\$0	\$0	\$0	\$0		\$137,732	\$0	\$137,732	\$0
DAVIS	15922	Undr Const	F-1380(2)1	1380			Orchard Dr. Sidewalk; 83 So to 183 So. South Side					Pedestrian/Bicycle Safety			
		Adv Dt: 05/18/19					Cnty:FA-1380; MP .08 - .43								
		LOCAL_GOV			\$0	\$105,000	\$0	\$0	\$0	\$0		\$105,000	\$0	\$0	\$105,000
		TAP_URB_WFRC			\$291,400	\$0	\$0	\$0	\$0	\$0		\$291,400	\$271,672	\$0	\$19,728
		Total			\$291,400	\$105,000	\$0	\$0	\$0	\$0		\$396,400	\$271,672	\$0	\$124,728
DAVIS	16937	STIP	F-1384(0)0	1384			Main Street; Center Street to 350 North - NSL					Reconstruct no widening			
		To Be Adv Dt:					Cnty:FA-1384; MP .19 - .64								
		STP_URB_O/L			\$0	\$0	\$0	\$0	\$656,100	\$656,100		\$1,312,200	\$1,223,364	\$0	\$88,836



DRAFT

DRAFT STIP

UDOT electronic Program Management

Statewide Transportation Improvement Program



STIP 2020-2025

Report Run on: Aug 28, 2019, 04:20 P.M.

epm345_stip_report (Rev 1716)

Region	PIN	Status	Project No.	Rt.	Beg	Len	PIN Description / Project Location				Concept Description			State	Other
		Fund	Prior		2020		2021	2022	2023		CD	Total	Fed Aid		
Davis County Projects															
DAVIS	16953	STIP	F-1454(1)1	1454	1		State Street and 400 West Ped Crossing and Signal				Pedestrian/Bike facility				
		Will Not Adv					Cnty:FA-1454; MP .81 - .84								
		TAP_URB_O/L			\$0	\$250,000	\$0	\$0	\$0	\$0	\$0	\$250,000	\$233,075	\$0	\$16,925
DAVIS	15899	Scoping	S-1492(1)2	1492	2	1	800 North; 2000 W to 3000 W, Clinton/ West Point				Reconstruct & Widening				
		Will Not Adv					Cnty:FA-1492; MP 1.51 - 2.51								
		LOCAL_GOV			\$0	\$0	\$1,356,352	\$0	\$0	\$0	\$0	\$1,356,352	\$0	\$0	\$1,356,352
		LOCAL_MATCH			\$0	\$0	\$0	\$0	\$0	\$0	\$0	\$0	\$0	\$0	\$0
		L_PASS_MATCH			\$0	\$236,695	\$0	\$0	\$0	\$0	\$0	\$236,695	\$0	\$0	\$236,695
		STP_URB_O/L			\$0	\$0	\$0	\$0	\$0	\$0	\$0	\$0	\$0	\$0	\$0
		ST_TIF			\$0	\$0	\$0	\$0	\$0	\$0	\$0	\$0	\$0	\$0	\$0
		ST_TIF_EXCH			\$1,000,000	\$1,366,952	\$0	\$0	\$0	\$0	\$0	\$2,366,952	\$0	\$2,366,952	\$0
		Total			\$1,000,000	\$1,603,647	\$1,356,352	\$0	\$0	\$0	\$0	\$3,959,999	\$0	\$2,366,952	\$1,593,047
DAVIS	17848	Funding	NEWPROJ(17848)	1504	3		1500 West & 1300 North Round-a-bout				Intersection Modification				
		To Be Adv Dt:					Cnty:FA-1504; MP 3.01 - 3.01								
NEW		CMAQ_WFRC			\$0	\$0	\$0	\$0	\$0	\$911,724	\$911,724	\$911,724	\$850,000	\$0	\$61,724
		LOCAL_GOV			\$0	\$0	\$0	\$0	\$0	\$1,278,376	\$1,278,376	\$1,278,376	\$0	\$0	\$1,278,376
		Total			\$0	\$0	\$0	\$0	\$0	\$2,190,100	\$2,190,100	\$2,190,100	\$850,000	\$0	\$1,340,100
DAVIS	17365	Funding	NEWPROJ(17365)	1508	1		Adams Ave over I-84 Deck Replacement (0C 644)				Deck Repair/Replacement				
		To Be Adv Dt:					Cnty:FA-1508; MP .60 - .82								
NEW		STP_BRIDGE			\$0	\$0	\$0	\$600,000	\$5,500,000	\$0	\$0	\$6,100,000	\$5,687,030	\$412,970	\$0
DAVIS	11268	Scoping	S-R199(229)	MULT			West Davis Highway				New Capacity				
		To Be Adv Dt: 06/05/20					SR-67; West Davis Corridor Construction, Davis Co.								
		ST_TIF			\$70,627,160	\$35,000,000	\$45,000,000	\$65,000,000	\$230,000,000	\$214,980,717	\$660,607,877	\$660,607,877	\$0	\$660,607,877	\$0
DAVIS	15678	STIP	F-I15-7(343)319	MULT			I-15; Pages Lane to Lagoon				High Volume				
		To Be Adv Dt:					I-15; MP 318.50 - 324.75 & I-15; MP 318.50 - 324.75								
		NHPP_IM			\$0	\$0	\$0	\$0	\$0	\$40,000,000	\$40,000,000	\$40,000,000	\$37,672,000	\$2,328,000	\$0
DAVIS	15682	STIP	S-I15-8(157)336	MULT			I-15; 1800 North Interchange				New Interchange on Existing Freeway				
		To Be Adv Dt:					I-15; MP 336.40 - 337.40 & I-15; MP 336.40 - 337.40 & SR-37; MP .00 - 2.00 & To add the map for the widening of roadway on sr-37								
		ST_TIF			\$0	\$0	\$0	\$0	\$30,000,000	\$60,000,000	\$90,000,000	\$90,000,000	\$0	\$90,000,000	\$0
DAVIS	15684	Scoping	S-I15-7(340)325	MULT			I-15; Shepard Lane Interchange				New Interchange on Existing Freeway				
		To Be Adv Dt: 02/11/20					I-15; MP 325.20 - 326.00 & I-15; MP 325.20 - 326.00								
		ST_TIF			\$438,870	\$1,375,000	\$8,793,130	\$16,243,000	\$20,150,000	\$0	\$47,000,000	\$47,000,000	\$0	\$47,000,000	\$0
DAVIS	14843	Scoping	F-LC11(68)	MULT			500 West; 2000 S. to D St., Extension, Clearfield				TIF - Transportation Investment Fund				
		To Be Adv Dt: 11/29/19					500 West; 2000 South to SR-108								
		STP_URB_O/L			\$10,726	\$431,867	\$0	\$4,236,834	\$0	\$0	\$4,679,427	\$4,679,427	\$4,362,630	\$0	\$316,797



DRAFT

DRAFT STIP

UDOT electronic Program Management

Statewide Transportation Improvement Program



STIP 2020-2025

Report Run on: Aug 28, 2019, 04:20 P.M.

epm345_stip_report (Rev 1716)

Region	PIN	Status	Project No.	Rt. Beg Len	PIN Description / Project Location				Concept Description			
		Fund	Prior	2020	2021	2022	2023	CD	Total	Fed Aid	State	Other
Davis County Projects												
DAVIS	14854	Scoping Will Not Adv	S-LC11(71)	MULT	D&RGW Trail Crossings; 1300 N. & 2300 N., Clinton D&RGW at 1300 N. and 2300 N.				Pedestrian/Bike facility			
		ST_PVMT_TAP		\$0	\$103,579	\$0	\$0	\$0	\$103,579	\$0	\$103,579	\$0
		TAP_URB_WFRC		\$0	\$0	\$0	\$0	\$0	\$0	\$0	\$0	\$0
		Total		\$0	\$103,579	\$0	\$0	\$0	\$103,579	\$0	\$103,579	\$0
DAVIS	7176	Scoping Will Not Adv	S-0067(14)0	OTHER	West Davis Corridor EIS West Davis Corridor				Document EA/EIS			
		ST_GF_CHN		\$9,453,585	\$46,415	\$0	\$0	\$0	\$9,500,000	\$0	\$9,500,000	\$0
		ST_TIF		\$2,123,825	\$426,175	\$0	\$0	\$0	\$2,550,000	\$0	\$2,550,000	\$0
		ST_TIF_SB229		\$5,000,000	\$0	\$0	\$0	\$0	\$5,000,000	\$0	\$5,000,000	\$0
		Total		\$16,577,409	\$472,591	\$0	\$0	\$0	\$17,050,000	\$0	\$17,050,000	\$0
DAVIS	7318	Active Will Not Adv	S-R199(50)	OTHER	West Davis Corridor Preservation West Davis Corridor							
		L_CORR_DAVIS		\$12,861,887	\$2,753,565	\$0	\$0	\$0	\$15,615,452	\$0	\$0	\$15,615,452
		L_CORR_MATCH		\$2,844,501	\$0	\$0	\$0	\$0	\$2,844,501	\$0	\$0	\$2,844,501
		Total		\$15,706,388	\$2,753,565	\$0	\$0	\$0	\$18,459,953	\$0	\$0	\$18,459,953
DAVIS	14844	STIP To Be Adv Dt:	F-LC11(69)	OTHER	Gordon Ave.; 1600 E. to US-89, PE & ROW, Layton Gordon Ave.; 1600 E. to US-89				PE			
		STP_URB_O/L		\$0	\$0	\$0	\$1,072,616	\$1,608,924	\$0	\$2,681,540	\$2,500,000	\$0
												\$181,540
DAVIS	14849	Active To Be Adv Dt: 08/28/20	F-LC11(73)	OTHER	2000 West & 1300 North Intersection, Clinton 2000 West & 1300 North, Clinton				Intersection Modification			
		CMAQ_WFRC		\$100,000	\$490,600	\$0	\$0	\$0	\$590,600	\$550,616	\$0	\$39,984
DAVIS	14855	Scoping Will Not Adv	S-LC11(72)	OTHER	Pages Lane; 800 W. to SR-67, Bike Lane, W. Btfl. Pages Lane; 800 West to SR-67				Pedestrian/Bike facility			
		L_PASS_MATCH		\$0	\$75,000	\$0	\$0	\$0	\$75,000	\$0	\$0	\$75,000
		ST_PVMT_TAP		\$0	\$375,000	\$0	\$0	\$0	\$375,000	\$0	\$375,000	\$0
		TAP_URB_WFRC		\$0	\$0	\$0	\$0	\$0	\$0	\$0	\$0	\$0
		Total		\$0	\$450,000	\$0	\$0	\$0	\$450,000	\$0	\$375,000	\$75,000
DAVIS	15915	STIP To Be Adv Dt:	F-R199(238)	OTHER	Davis County Ski Bus, Layton to Snow Basin, Layton Commuter Rail Layton Station to Snow Basin via Layton Hills Mall Area Hotels and Park and Ride Lots				Transportation Alternatives			
		CMAQ_WFRC		\$0	\$979,116	\$0	\$0	\$0	\$979,116	\$912,830	\$0	\$66,286
		LOCAL_GOV'T		\$0	\$40,884	\$0	\$0	\$0	\$40,884	\$0	\$0	\$40,884
		Total		\$0	\$1,020,000	\$0	\$0	\$0	\$1,020,000	\$912,830	\$0	\$107,170
DAVIS	15924	Scoping Will Not Adv	F-R199(237)	OTHER	Davis/ Weber Bicycle Counters Davis/Weber County Bicycle Counters				Transportation Alternatives			
		LOCAL_GOV'T		\$0	\$285,477	\$0	\$0	\$0	\$285,477	\$0	\$0	\$285,477
		TAP_URB_WFRC		\$0	\$214,523	\$0	\$0	\$0	\$214,523	\$200,000	\$0	\$14,523
		Total		\$0	\$500,000	\$0	\$0	\$0	\$500,000	\$200,000	\$0	\$300,000



DRAFT

DRAFT STIP

UDOT electronic Program Management

Statewide Transportation Improvement Program



STIP 2020-2025

Report Run on: Aug 28, 2019, 04:20 P.M.

epm345_stip_report (Rev 1716)

Region	PIN	Status	Project No.	Rt. Beg Len	PIN Description / Project Location				Concept Description			State	Other
		Fund	Prior	2020	2021	2022	2023	CD	Total	Fed Aid			
Davis County Projects													
DAVIS	16935	STIP	F-LC11(74)	OTHER	WDC Connector; West Davis to Shepard Ln & I-15				New Capacity				
		To Be Adv Dt:			A new road connecting the proposed Shepard Lane interchange on I-15 to the West Davis Corridor and Sunset Drive								
		LOCAL_GOV'T		\$0	\$0	\$0	\$0	\$6,221,350	\$0	\$6,221,350	\$0	\$0	\$6,221,350
		STP_URB_O/L		\$0	\$0	\$0	\$0	\$4,612,250	\$0	\$4,612,250	\$4,300,001	\$0	\$312,249
		Total		\$0	\$0	\$0	\$0	\$10,833,600	\$0	\$10,833,600	\$4,300,001	\$0	\$6,533,599
DAVIS	17794	Funding	NEWPROJ(17794)	OTHER	500 West Phase II; 2010 South to 2800 South				Reconstruct & Widening				
		To Be Adv Dt:			500 West Phase II; 2010 South to 2800 South, Syracuse Utah								
NEW		STP_URB_O/L		\$0	\$0	\$0	\$0	\$3,990,800	\$3,990,800	\$3,720,623		\$0	\$270,177
DAVIS	17796	Funding	NEWPROJ(17796)	OTHER	800 West & 1500 South Intersection				Intersection Modification				
		To Be Adv Dt:			800 West & 1500 South Intersection, Woods Cross, Utah 84087								
NEW		STP_URB_O/L		\$0	\$0	\$0	\$0	\$1,056,500	\$1,056,500	\$984,975		\$0	\$71,525
DAVIS	4955	Active	SP-9999(807)		West Davis Corridor; Corridor Preservation								
		Will Not Adv			North Legacy Corridor; N Ext. of Legacy Parkway								
		ST_CORR_PRES		\$35,552,694	\$4,752,867	\$0	\$0	\$0	\$40,305,561	\$0		\$40,305,561	\$0
DAVIS	11990	Active	F-LC11(50)		Transportation and Land Use Connection Program				Local/MPO/Other Agency Pass-Through				
		Will Not Adv			Project Planning Support -Weber & Davis County								
		L_PASS_MATCH		\$63,902	\$79,359	\$31,121	\$31,121	\$0	\$0	\$205,503	\$0	\$0	\$205,503
		STP_URB_O/L		\$0	\$0	\$0	\$0	\$0	\$0	\$0	\$0	\$0	\$0
		STP_UR_O/L@1		\$880,000	\$1,092,855	\$428,570	\$428,570	\$0	\$0	\$2,829,995	\$2,829,995	\$0	\$0
		ST_TRANS_SOL		\$18,888	\$431,112	\$0	\$0	\$0	\$0	\$450,000	\$0	\$450,000	\$0
		Total		\$962,789	\$1,603,326	\$459,691	\$459,691	\$0	\$0	\$3,485,498	\$2,829,995	\$450,000	\$205,503
DAVIS	11996	Scoping	S-LC11(53)		800 North; Main St (SR-126) to 450 West				Reconstruct no widening				
		Will Not Adv			800 North; Main St (SR-126) to 450 West								
		LOCAL_MATCH		\$0	\$0	\$0	\$0	\$0	\$0	\$0	\$0	\$0	\$0
		L_PASS_MATCH		\$0	\$172,720	\$0	\$0	\$0	\$0	\$172,720	\$0	\$0	\$172,720
		STP_URB_O/L		\$0	\$0	\$0	\$0	\$0	\$0	\$0	\$0	\$0	\$0
		ST_CONCPT_D1		\$3,513	\$0	\$0	\$0	\$0	\$0	\$3,513	\$0	\$3,513	\$0
		ST_CONT_PG		\$0	\$10,726	\$0	\$0	\$0	\$0	\$10,726	\$0	\$10,726	\$0
		ST_TIF		\$0	\$0	\$0	\$0	\$0	\$0	\$0	\$0	\$0	\$0
		ST_TIF_EXCH		\$0	\$1,727,200	\$0	\$0	\$0	\$0	\$1,727,200	\$0	\$1,727,200	\$0
		Total		\$3,513	\$1,910,646	\$0	\$0	\$0	\$0	\$1,914,159	\$0	\$1,741,439	\$172,720



DRAFT

DRAFT STIP

UDOT electronic Program Management

Statewide Transportation Improvement Program



STIP 2020-2025

epm345_stip_report (Rev 1716)

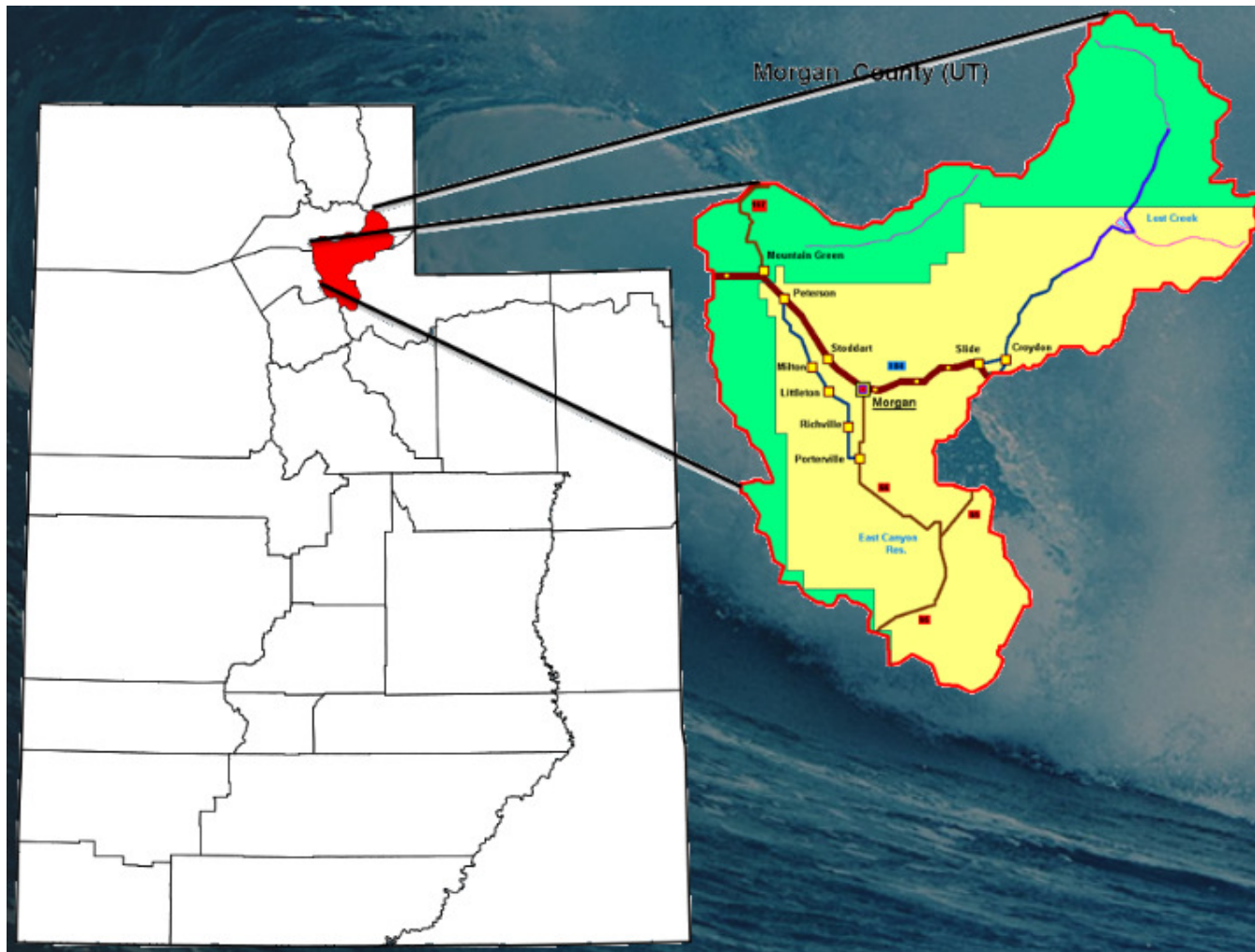
Report Run on: Aug 28, 2019, 04:20 P.M.

Region	PIN	Status	Project No.	Rt. Beg Len	PIN Description / Project Location				Concept Description			State	Other
		Fund	Prior	2020	2021	2022	2023	CD	Total	Fed Aid			
Davis County Projects													
DAVIS	11997	Scoping	S-LC11(54)		300 North; 1000 West to 2000 West				Reconstruct no widening				
		Will Not Adv			300 North; 1000 West to 2000 West								
		LOCAL_MATCH		\$0	\$0	\$0	\$0	\$0	\$0	\$0	\$0	\$0	\$0
		L_PASS_MATCH		\$0	\$191,250	\$0	\$0	\$0	\$0	\$191,250	\$0	\$0	\$191,250
		STP_URB_O/L		\$0	\$0	\$0	\$0	\$0	\$0	\$0	\$0	\$0	\$0
		ST_CONCPT_D1		\$1,886	\$0	\$0	\$0	\$0	\$0	\$1,886	\$0	\$1,886	\$0
		ST_CONT_PG		\$10,726	\$0	\$0	\$0	\$0	\$0	\$10,726	\$0	\$10,726	\$0
		ST_TIF		\$0	\$0	\$0	\$0	\$0	\$0	\$0	\$0	\$0	\$0
		ST_TIF_EXCH		\$28,511	\$1,383,989	\$500,000	\$0	\$0	\$0	\$1,912,500	\$0	\$1,912,500	\$0
		Total		\$41,122	\$1,575,239	\$500,000	\$0	\$0	\$0	\$2,116,362	\$0	\$1,925,112	\$191,250
DAVIS	14043	Active	F-LC11(63)		Bluff Road; 550 West (on Gentile) to 1000 West				Reconstruct & Widening				
		To Be Adv Dt: 10/28/19			Bluff Road; 550 West (on Gentile) to 1000 West								
		L_BETTERMENT		\$0	\$45,883	\$0	\$0	\$0	\$0	\$45,883	\$0	\$0	\$45,883
		STP_URB_O/L		\$615,836	\$2,612,739	\$0	\$0	\$0	\$0	\$3,228,575	\$3,010,000	\$0	\$218,575
		Total		\$615,836	\$2,658,622	\$0	\$0	\$0	\$0	\$3,274,458	\$3,010,000	\$0	\$264,457
DAVIS	14044	STIP	F-LC11(64)		Layton FrontRunner Station Parking				UTA/Transit				
		To Be Adv Dt: 11/15/21			Layton FrontRunner Station Parking								
		STP_URB_O/L		\$0	\$0	\$0	\$0	\$2,145,232	\$2,145,232	\$2,000,000	\$0	\$0	\$145,232
DAVIS	14053	STIP	F-LC11(67)		TOD Ped/ Bike; FrontRunner Sta. to Freeport				Pedestrian/Bicycle Safety				
		Will Not Adv			Clearfield City TOD Ped/ Bike Bridge; FrontRunner Station to Freeport Center								
		CMAQ_WFRC		\$0	\$1,769,816	\$0	\$0	\$0	\$0	\$1,769,816	\$1,649,999	\$0	\$119,817

Morgan County

Morgan County and its lone municipality joined the Regional Council in 1972. And like Tooele County, Morgan County is not within the Urbanized Boundaries of Wasatch Front Regional Council (WFRC), but they are a member of the Regional Council Board and as such, their projects are included in the WFRC TIP as a resource to the County and the City.

Morgan City is the only incorporated city in Morgan County.





DRAFT

DRAFT STIP

UDOT electronic Program Management

Statewide Transportation Improvement Program



STIP 2020-2025

epm345_stip_report (Rev 1716)

Report Run on: Aug 28, 2019, 04:20 P.M.

Region	PIN	Status	Project No.	Rt.	Beg Len	PIN Description / Project Location				Concept Description			State	Other
		Fund	Prior		2020	2021	2022	2023		CD	Total	Fed Aid		
Morgan County Projects														
MORGAN	15896	Active	S-0167(7)2	167	2	Mtn. Green Interchange Corridor Preservation				Corridor Preservation				
		Will Not Adv				SR-167; MP 1.50 - 1.65								
		ST_CORR_PRES			\$6,584,908	\$0	\$0	\$0	\$0	\$0	\$6,584,908	\$0	\$6,584,908	\$0
MORGAN	16512	Scoping	F-1972(2)9	1972	9	4300 N over UPRR Bridge Replacement, 029007F				Replacement and Rehabilitation - Structure				
		To Be Adv Dt: 09/28/21				Cnty:FA-1972; MP 8.69 - 8.78								
		NHPP_BR			\$0	\$2,802,000	\$0	\$0	\$0	\$0	\$2,802,000	\$2,612,305	\$0	\$189,695
MORGAN	12624	Active	F-R199(194)	1980		Devil's Slide Bridge, Near Croydon, 029014D				Rehabilitation or Replacement				
		To Be Adv Dt: 10/30/19				Cnty:FA-1980; MP .00 - .14								
		STP_BRIDGE			\$520,000	\$3,080,000	\$0	\$0	\$0	\$0	\$3,600,000	\$3,356,280	\$0	\$243,720
MORGAN	13886	Undr Const	F-LC29(10)	MULT		Morgan Valley Drive, Peterson to Porterville				Non-Urban				
		Adv Dt: 06/15/19				Cnty:FA-1970; MP .00 - 3.90 & Cnty:FA-1972; MP .92 - 8.87 & Morgan Valley Drive, Peterson to Porterville								
		LOCAL_GOVT			\$0	\$34,768	\$0	\$0	\$0	\$0	\$34,768	\$0	\$0	\$34,768
		STP_FLX_ST			\$2,037,973	\$0	\$0	\$0	\$0	\$0	\$2,037,973	\$1,900,002	\$0	\$137,971
		STP_RURAL			\$107,259	\$0	\$0	\$0	\$0	\$0	\$107,259	\$99,998	\$0	\$7,261
		Total			\$2,145,232	\$34,768	\$0	\$0	\$0	\$0	\$2,180,000	\$2,000,000	\$0	\$180,000
MORGAN	16595	STIP	F-R199(254)	OTHER		Young Street Bridge and Connector Road				Non-Urban				
		To Be Adv Dt:				Young Street Bridge and Connector Road								
		LOCAL_GOVT			\$0	\$165,976	\$1,493,792	\$0	\$0	\$0	\$1,659,768	\$0	\$0	\$1,659,768
		STP_RURAL			\$0	\$214,523	\$1,930,709	\$0	\$0	\$0	\$2,145,232	\$2,000,000	\$0	\$145,232
		Total			\$0	\$380,499	\$3,424,501	\$0	\$0	\$0	\$3,805,000	\$2,000,000	\$0	\$1,805,000

Salt Lake County

The Wasatch Front Regional Council (WFRC) is responsible for coordinating the transportation planning process in the Salt Lake/ West Valley and the Ogden-Layton urbanized areas as the designated Metropolitan Planning Organization (MPO).

The Cities of Salt Lake County include;

Bluffdale

Cottonwood Heights

Draper

Herriman

Holladay

Midvale

Murray

Riverton

Salt Lake City

Salt Lake County

Sandy

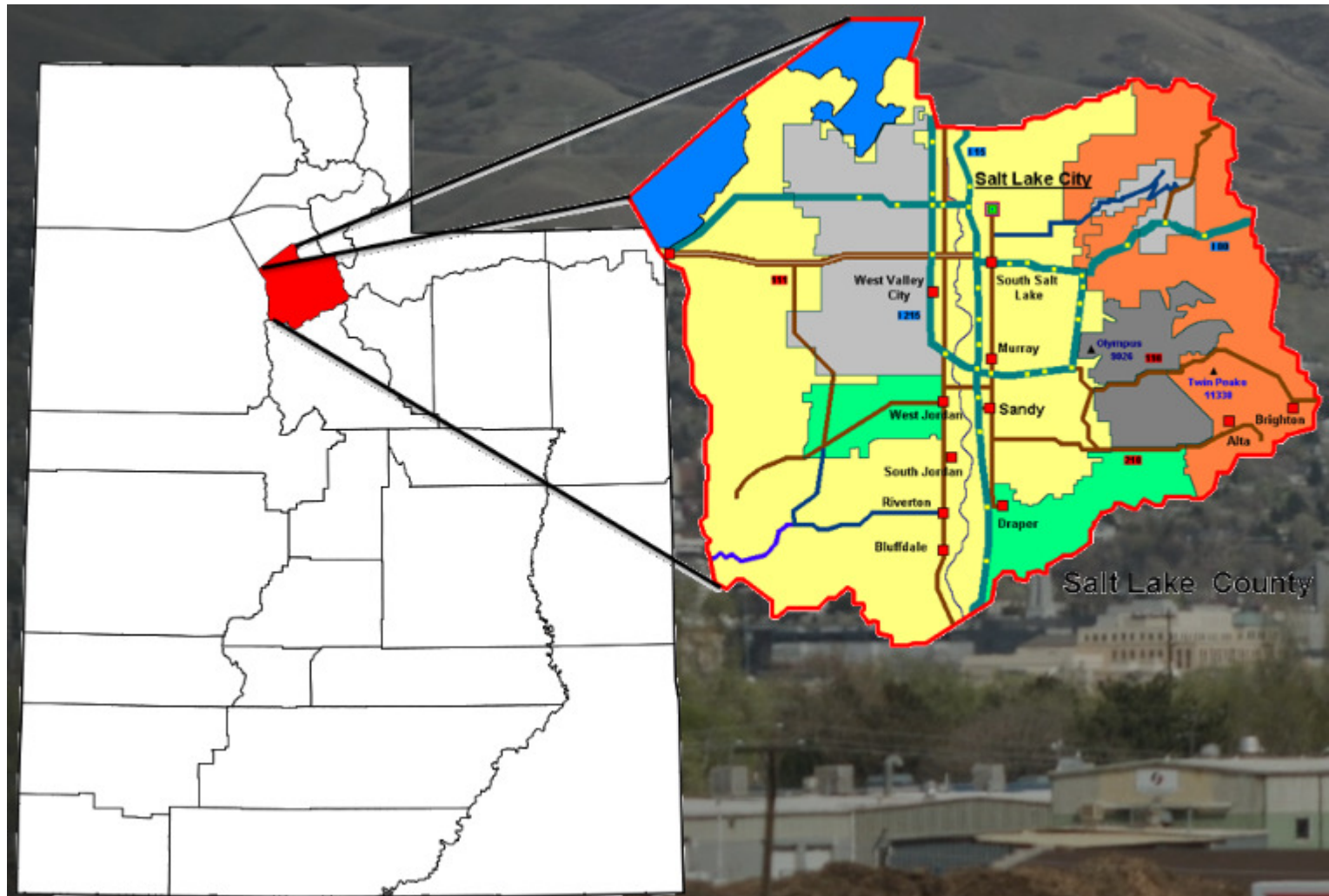
South Jordan

South Salt Lake

Taylorsville

West Jordan

West Valley





DRAFT

DRAFT STIP

UDOT electronic Program Management

Statewide Transportation Improvement Program



STIP 2020-2025

epm345_stip_report (Rev 1716)

Report Run on: Aug 28, 2019, 04:20 P.M.

Region	PIN	Status	Project No.	Rt.	Beg	Len	PIN Description / Project Location				Concept Description					
		Fund	Prior		2020		2021	2022	2023		CD	Total	Fed Aid	State	Other	
Salt Lake County Projects																
SALT L	16927	Scoping	F-0048(42)2	48	2	7000 South & 1500 West Pedestrian Bridge				Pedestrian/Bike facility						
		To Be Adv Dt: 09/08/23				SR-48; MP 2.29 - 2.29										
		STP_URB_SL			\$0		\$0		\$0		\$0	\$1,608,900	\$1,608,900	\$1,499,977	\$0	\$108,923
SALT L	17841	Funding	NEWPROJ(17841)	48	4	7200 South and 300 West Intersection				Intersection Modification						
		To Be Adv Dt:				SR-48; MP 4.08 - 4.08										
NEW		LOCAL_GOV			\$0		\$0		\$0		\$0	\$15,000	\$15,000	\$0	\$0	\$15,000
		STP_URB_SL			\$0		\$0		\$0		\$0	\$308,000	\$308,000	\$287,148	\$0	\$20,852
		Total			\$0		\$0		\$0		\$0	\$323,000	\$323,000	\$287,148	\$0	\$35,852
SALT L	11082	Scoping	F-0068(73)52	68	52	1	Redwood Road 4100 South to 5400 South				Intersection Improvements					
		To Be Adv Dt: 10/28/19					SR-68; MP 52.31 - 53.31									
		LOCAL_GOV			\$0		\$300,000		\$0		\$0	\$300,000	\$0	\$0	\$0	\$300,000
		STP_HIF_SL			\$0		\$5,170,858		\$0		\$0	\$5,170,858	\$4,820,791	\$0	\$0	\$350,067
		STP_URB_SL			\$2,000,000		\$5,871,670		\$0		\$0	\$7,871,670	\$7,338,758	\$0	\$0	\$532,912
		Total			\$2,000,000		\$11,342,528		\$0		\$0	\$13,342,528	\$12,159,549	\$0	\$0	\$1,182,979
SALT L	14942	Scoping	F-LC35(303)	71	10	6	SR-71 (700 E/ 900 E); Van Winkle to 90th South				Pedestrian/Bicycle Safety					
		To Be Adv Dt: 10/16/23					SR-71; MP 10.19 - 15.72									
		CMAQ_WFRC			\$0		\$0		\$0		\$0	\$1,400,000	\$1,305,220	\$0	\$0	\$94,780
		LOCAL_GOV			\$0		\$0		\$0		\$0	\$2,110,100	\$0	\$0	\$0	\$2,110,100
		Total			\$0		\$0		\$0		\$0	\$3,510,100	\$1,305,220	\$0	\$0	\$2,204,880
SALT L	15688	Scoping	F-I80-3(193)125	80	125	3	I-80; 1300 E to 2300 E and I-215; 3300 S to 4500 S				High Volume					
		To Be Adv Dt: 10/07/20					I-80; MP 124.96 - 127.57									
		NHPP_BR			\$0		\$5,000,000		\$0		\$0	\$13,700,000	\$12,772,510	\$927,490	\$0	\$0
		NHPP_IM			\$10,000,000		\$25,000,000		\$0		\$0	\$75,000,000	\$70,635,000	\$4,365,000	\$0	\$0
		STP_BRIDGE			\$0		\$0		\$0		\$0	\$10,300,000	\$9,602,690	\$697,310	\$0	\$0
		Total			\$10,000,000		\$30,000,000		\$0		\$0	\$99,000,000	\$93,010,200	\$5,989,800	\$0	\$0
SALT L	16771	Undr Const	S-I80-3(199)118	80	118		Sound Barrier I-80 at Glendale Ave.				New Wall					
		Adv Dt: 02/02/19					I-80; MP 118.06 - 118.41									
		ST_BARRIER			\$0		\$115,969		\$0		\$0	\$115,969	\$0	\$115,969	\$0	\$0
		ST_PVMT			\$0		\$100,000		\$0		\$0	\$100,000	\$0	\$100,000	\$0	\$0
		ST_SPOT_SFTY			\$34,031		\$0		\$0		\$0	\$34,031	\$0	\$34,031	\$0	\$0
		ST_TF_HB2			\$198,144		\$1,501,856		\$0		\$0	\$1,700,000	\$0	\$1,700,000	\$0	\$0
		Total			\$232,175		\$1,717,825		\$0		\$0	\$1,950,000	\$0	\$1,950,000	\$0	\$0
SALT L	13585	Undr Const	F-0151(77)2	151	2	2	SR-151; 10600 S.; Redwood Road to Gateway				Choke Point					
		Adv Dt: 05/20/17					SR-151; MP 1.89 - 4.03									
		NHPP_BR			\$88,000		\$0		\$0		\$0	\$88,000	\$82,042	\$5,958	\$0	\$0
		NHPP_NHS			\$15,000,000		\$0		\$0		\$0	\$15,000,000	\$13,984,500	\$1,015,500	\$0	\$0
		STP_FLX_ST			\$2,500,000		\$0		\$0		\$0	\$2,500,000	\$2,330,750	\$169,250	\$0	\$0
		ST_ATMS			\$76,250		\$750		\$0		\$0	\$77,000	\$0	\$77,000	\$0	\$0
		Total			\$17,664,250		\$750		\$0		\$0	\$17,665,000	\$16,397,292	\$1,267,708	\$0	\$0



DRAFT

DRAFT STIP

UDOT electronic Program Management

Statewide Transportation Improvement Program



STIP 2020-2025

epm345_stip_report (Rev 1716)

Report Run on: Aug 28, 2019, 04:20 P.M.

Region	PIN	Status	Project No.	Rt.	Beg	Len	PIN Description / Project Location				Concept Description				
		Fund	Prior		2020		2021	2022	2023	CD	Total	Fed Aid	State	Other	
Salt Lake County Projects															
SALT L	8166	Active	S-0154(58)3		154	12	BANGERTER HWY CORRIDOR PRESERVATION								
		Will Not Adv					SR-154; BANGERTER HWY @ REDWOOD RD. CORRIDOR PRESERVATION								
		ST_CORR_PRES			\$4,820,046		\$15,554	\$0	\$0	\$0	\$0	\$4,835,600	\$0	\$4,835,600	\$0
SALT L	14416	Active	S-0154(85)9		154	9	1	Bangerter Hwy @ 10400 South (PIN 14415)				Upgrade Existing At-Grade Intersection			
		Will Not Adv						SR-154; MP 9.11 - 10.04							
		ST_TIF			\$454,002		\$145,998	\$0	\$0	\$0	\$0	\$600,000	\$0	\$600,000	\$0
SALT L	14785	Undr Const	S-0154(82)16		154	16	Bangerter Hwy. @ 5400 S. Aqueduct Relocation				Upgrade Existing At-Grade Intersection				
		Adv Dt: 08/06/16					SR-154; MP 15.84 - 16.09								
		ST_TIF			\$4,751,698		\$467,859	\$0	\$0	\$0	\$0	\$5,219,557	\$0	\$5,219,557	\$0
SALT L	17153	Undr Const	S-0154(87)14		154	14	1	Aqueduct relocation at Bangerter Hwy @ 6200 South				TIF - Transportation Investment Fund			
		Adv Dt: 02/09/19					SR-154; MP 14.47 - 15.19								
		ST_TIF			\$5,000,000		\$5,000,000	\$0	\$0	\$0	\$0	\$10,000,000	\$0	\$10,000,000	\$0
SALT L	14948	Undr Const	F-LC35(309)		171	15	Millcreek Sidewalk - 3300 So; 3018 E to 3040 E				Pedestrian/Bicycle Safety				
		Adv Dt: 04/06/19					SR-171; MP 14.98 - 15.02								
		LOCAL_GOV			\$0		\$13,507	\$0	\$0	\$0	\$0	\$13,507	\$0	\$0	\$13,507
		TAP_URB_WFRC			\$186,000		\$0	\$0	\$0	\$0	\$0	\$186,000	\$186,000	\$0	\$0
		Total			\$186,000		\$13,507	\$0	\$0	\$0	\$0	\$199,507	\$186,000	\$0	\$13,507
SALT L	16951	Scoping	F-0171(57)15		171	14	3300 South Sidewalk; 2600 East to 2700 East				Pedestrian/Bike facility				
		To Be Adv Dt: 12/31/20					SR-171; MP 14.50 - 14.59								
		TAP_URB_WFRC			\$0		\$429,500	\$0	\$0	\$0	\$0	\$429,500	\$400,423	\$0	\$29,077
SALT L	17837	Funding	NEWPROJ(17837)		171	9	3300 South and 900 West				Pedestrian/Bicycle Safety				
		To Be Adv Dt:					SR-171; MP 9.22 - 9.22								
NEW		STP_URB_SL			\$0		\$0	\$0	\$0	\$840,000	\$840,000	\$783,132	\$0	\$56,868	
SALT L	14413	Advertised	F-0172(32)7		172	6	3	SR-172; 5600 W. Railroad Crossing				Widen Existing Facility			
		Adv Dt: 08/24/19					SR-172; MP 6.18 - 9.21								
		FA_INFRA@100			\$11,352,772		\$0	\$0	\$0	\$0	\$11,352,772	\$11,352,772	\$0	\$0	
		L_BETTERMENT			\$0		\$72,600	\$0	\$0	\$0	\$0	\$72,600	\$0	\$0	\$72,600
		NHFP			\$14,465,081		\$7,526,977	\$0	\$0	\$0	\$0	\$21,992,057	\$20,503,195	\$1,488,862	\$0
		NHPP_NHS			\$8,724,598		\$0	\$0	\$0	\$0	\$0	\$8,724,598	\$8,133,943	\$590,655	\$0
		R/H_DEVICES90			\$0		\$0	\$0	\$0	\$0	\$0	\$0	\$0	\$0	\$0
		R/H_HZ_EL90S			\$0		\$500,000	\$0	\$0	\$0	\$0	\$500,000	\$450,000	\$50,000	\$0
		R/H_HZ_ELM90			\$0		\$0	\$0	\$0	\$0	\$0	\$0	\$0	\$0	\$0
		STP_FLX_ST			\$0		\$22,331,442	\$0	\$0	\$0	\$0	\$22,331,442	\$20,819,603	\$1,511,839	\$0
		STP_HIF_SL			\$0		\$0	\$0	\$0	\$0	\$0	\$0	\$0	\$0	\$0
		STP_URB_SL			\$0		\$1,930,709	\$0	\$0	\$0	\$0	\$1,930,709	\$1,800,000	\$130,709	\$0
		ST_TIF			\$4,353,388		\$8,000,000	\$0	\$0	\$0	\$0	\$12,353,388	\$0	\$12,353,388	\$0
		ST_TIF_MATCH			\$7,568,515		\$0	\$0	\$0	\$0	\$0	\$7,568,515	\$0	\$7,568,515	\$0
		UPRR			\$6,909,045		\$0	\$0	\$0	\$0	\$0	\$6,909,045	\$0	\$0	\$6,909,045
		Total			\$53,373,399		\$40,361,727	\$0	\$0	\$0	\$0	\$93,735,126	\$63,059,513	\$23,693,968	\$6,981,645



DRAFT

DRAFT STIP

UDOT electronic Program Management

Statewide Transportation Improvement Program



STIP 2020-2025

Report Run on: Aug 28, 2019, 04:20 P.M.

epm345_stip_report (Rev 1716)

Region	PIN	Status	Project No.	Rt.	Beg Len	PIN Description / Project Location				Concept Description			State	Other
		Fund	Prior		2020	2021	2022	2023		CD	Total	Fed Aid		
Salt Lake County Projects														
SALT L	7650	Scoping	F-0172(18)		172	1	SR-172; 5600 WEST BUS RAPID TRANSIT (BRT)				SR-172; 5600 WEST BUS RAPID TRANSIT (BRT)			
		Will Not Adv												
		CMAQ_WFRC			\$0	\$0	\$0	\$0	\$0	\$2,145,232	\$2,145,232	\$2,000,000	\$0	\$145,232
		STP_URB_SL			\$0	\$0	\$0	\$0	\$0	\$0	\$0	\$0	\$0	\$0
		Total			\$0	\$0	\$0	\$0	\$0	\$2,145,232	\$2,145,232	\$2,000,000	\$0	\$145,232
SALT L	15921	Scoping	F-0173(36)9		173	9	5300 South & College Dr Intersection - Murray				Intersection Improvements			
		To Be Adv Dt: 10/25/21												
		CMAQ_PM2.5			\$0	\$0	\$0	\$1,817,400	\$0	\$0	\$1,817,400	\$1,694,362	\$0	\$123,038
		CMAQ_WFRC			\$0	\$0	\$0	\$0	\$0	\$0	\$0	\$0	\$0	\$0
		LOCAL_GOV			\$0	\$0	\$0	\$25,000	\$0	\$0	\$25,000	\$0	\$0	\$25,000
		Total			\$0	\$0	\$0	\$1,842,400	\$0	\$0	\$1,842,400	\$1,694,362	\$0	\$148,038
SALT L	17840	Funding	NEWPROJ(17840)		173	7	5400 South and 1900 West Intersection				Intersection Modification			
		To Be Adv Dt:												
NEW		LOCAL_GOV			\$0	\$0	\$0	\$0	\$15,000	\$15,000	\$15,000	\$0	\$0	\$15,000
		STP_URB_SL			\$0	\$0	\$0	\$0	\$391,500	\$391,500	\$391,500	\$364,995	\$0	\$26,505
		Total			\$0	\$0	\$0	\$0	\$406,500	\$406,500	\$406,500	\$364,995	\$0	\$41,505
SALT L	17871	Funding	NEWPROJ(17871)		186	3	SLC Bike Share (GREENbike) Expansion				Transportation Alternatives			
		To Be Adv Dt:												
NEW		LOCAL_GOV			\$0	\$0	\$160,893	\$0	\$0	\$0	\$160,893	\$0	\$0	\$160,893
		TAP_URB_WFRC			\$0	\$0	\$214,523	\$0	\$0	\$0	\$214,523	\$200,000	\$0	\$14,523
		Total			\$0	\$0	\$375,416	\$0	\$0	\$0	\$375,416	\$200,000	\$0	\$175,416
SALT L	13578	Undr Const	F-0209(42)8		209	8	SR-209; 90th S- State St. to 700 E.				Choke Point			
		Adv Dt: 04/07/18												
		L_BETTERMENT			\$109	\$59,991	\$0	\$0	\$0	\$0	\$60,100	\$0	\$0	\$60,100
		STP_FLX_ST			\$13,300,000	\$0	\$0	\$0	\$0	\$0	\$13,300,000	\$12,399,590	\$900,410	\$0
		ST_ATMS_AM			\$60,128	\$189,872	\$0	\$0	\$0	\$0	\$250,000	\$0	\$250,000	\$0
		ST_PVMT			\$19,513	\$0	\$0	\$0	\$0	\$0	\$19,513	\$0	\$19,513	\$0
		Total			\$13,379,751	\$249,862	\$0	\$0	\$0	\$0	\$13,629,613	\$12,399,590	\$1,169,923	\$60,100
SALT L	14412	Scoping	S-0209(35)10		209	10	2 SR-209 (9000 South); Redwood Rd. to I-15				Widen Existing Facility			
		To Be Adv Dt: 11/06/20												
		ST_TIF			\$780,289	\$2,239,711	\$1,870,000	\$23,410,000	\$0	\$5,700,000	\$34,000,000	\$0	\$34,000,000	\$0
SALT L	16921	Scoping	F-0209(47)12		209	12	Monroe and 90th Street (SR-209) Intersection Imp				Intersection Modification			
		To Be Adv Dt: 05/22/20												
		LOCAL_GOV			\$0	\$1,640,112	\$0	\$0	\$0	\$0	\$1,640,112	\$0	\$0	\$1,640,112
		STP_URB_SL			\$2,661,888	\$1,843,100	\$0	\$0	\$0	\$0	\$4,504,988	\$4,200,000	\$0	\$304,988
		Total			\$2,661,888	\$3,483,212	\$0	\$0	\$0	\$0	\$6,145,100	\$4,200,000	\$0	\$1,945,100



DRAFT
DRAFT STIP

UDOT electronic Program Management Statewide Transportation Improvement Program



STIP 2020-2025

epm345_stip_report (Rev 1716)

Report Run on: Aug 28, 2019, 04:20 P.M.

Region	PIN	Status	Project No.	Rt.	Beg	Len	PIN Description / Project Location				Concept Description				
		Fund	Prior		2020		2021	2022	2023	CD	Total	Fed Aid	State	Other	
Salt Lake County Projects															
SALT L	16092	Scoping Will Not Adv	S-R299(281)		210	11	Little Cottonwood Canyon (EIS) SR-210; MP .00 - 10.75				Document EA/EIS				
		ST_GF_HB3			\$500,000		\$0	\$0	\$0	\$0	\$500,000	\$0	\$500,000	\$0	
		ST_TIF			\$6,390,293		\$1,590,591	\$0	\$0	\$0	\$7,980,884	\$0	\$7,980,884	\$0	
		Total			\$6,890,293		\$1,590,591	\$0	\$0	\$0	\$8,480,884	\$0	\$8,480,884	\$0	
SALT L	15689	Scoping To Be Adv Dt: 08/03/21	F-I215(192)19		215	19	4	I-215; SR-201 to North Temple I-215; MP 19.29 - 22.80				High Volume			
		NHPP_NHS			\$0		\$0	\$0	\$0	\$70,000,000	\$70,000,000	\$65,261,000	\$4,739,000	\$0	
SALT L	16822	Scoping Will Not Adv	S-R299(298)		215		I-215; 3900 South Interchange FROM 3900 SOUTH TO I-215N; MP .00 - .09				Upgrade Existing Interchange				
		ST_TIF			\$225,000		\$775,000	\$0	\$0	\$0	\$1,000,000	\$0	\$1,000,000	\$0	
SALT L	17953	Scoping To Be Adv Dt: 03/25/20	F-I215(196)16		215	16	1	I-215 Frontage Rd, 4100 - 4700 S and 2700 W Access I-215; MP 15.53 - 16.53				New Capacity			
		LOCAL_GOVT			\$0		\$0	\$0	\$0	\$5,627,721	\$5,627,721	\$0	\$0	\$5,627,721	
		STP_URB_SL			\$0		\$0	\$0	\$0	\$3,217,848	\$3,217,848	\$3,000,000	\$0	\$217,848	
		Total			\$0		\$0	\$0	\$0	\$8,845,569	\$8,845,569	\$3,000,000	\$0	\$5,845,569	
SALT L	17870	Funding To Be Adv Dt:	NEWPROJ(17870)		266	6	4500 South (SR-266); 1500 East to 1630 East SR-266; MP 5.63 - 5.74				Safe Sidewalk				
NEW		TAP_URB_WFRC			\$0		\$0	\$257,600	\$0	\$0	\$257,600	\$240,160	\$0	\$17,440	
SALT L	14938	Scoping Will Not Adv	F-LC35(299)		282	1	University of Utah Intermodal Center SR-282; MP .80 - .80 & South Campus near the Central Campus TRAX Station				Transportation Alternatives				
		CMAQ_WFRC			\$0		\$2,330,000	\$0	\$0	\$0	\$2,330,000	\$2,330,000	\$0	\$0	
		UTA_FUNDS			\$0		\$2,573,900	\$0	\$0	\$0	\$2,573,900	\$0	\$0	\$2,573,900	
		Total			\$0		\$4,903,900	\$0	\$0	\$0	\$4,903,900	\$2,330,000	\$0	\$2,573,900	
SALT L	16832	Active Will Not Adv	F-ST99(524)		317	1	E-Ticketing Pilot SR-317; MP .66 - .74				Study				
		FA_STIC_2018			\$50,000		\$0	\$0	\$0	\$0	\$50,000	\$50,000	\$0	\$0	
		ST_MATCH			\$0		\$12,500	\$0	\$0	\$0	\$12,500	\$0	\$12,500	\$0	
		Total			\$50,000		\$12,500	\$0	\$0	\$0	\$62,500	\$50,000	\$12,500	\$0	
SALT L	16833	Active Will Not Adv	F-ST99(525)		317		D2M2 (Demand Driven Mobility Management) SR-317; MP .15 - .19				Study				
		FA_STIC_2018			\$50,000		\$0	\$0	\$0	\$0	\$50,000	\$50,000	\$0	\$0	
		ST_MATCH			\$0		\$12,500	\$0	\$0	\$0	\$12,500	\$0	\$12,500	\$0	
		Total			\$50,000		\$12,500	\$0	\$0	\$0	\$62,500	\$50,000	\$12,500	\$0	
SALT L	17836	Funding To Be Adv Dt:	NEWPROJ(17836)		2030	1	1	Bacchus Hwy (SR-111): 10200 South to 10700 South Cnty:FA-2030; MP .68 - 1.45				Intersection Modification			
NEW		STP_URB_SL			\$0		\$0	\$0	\$0	\$2,301,300	\$2,301,300	\$2,145,502	\$0	\$155,798	



DRAFT

DRAFT STIP

UDOT electronic Program Management

Statewide Transportation Improvement Program



STIP 2020-2025

epm345_stip_report (Rev 1716)

Report Run on: Aug 28, 2019, 04:20 P.M.

Region	PIN	Status	Project No.	Rt.	Beg Len	PIN Description / Project Location	Concept Description	CD	Total	Fed Aid	State	Other
	Fund		Prior	2020	2021	2022	2023					
Salt Lake County Projects												
SALT L	14940	Scoping	F-LC35(301)	2035	6	1 Riverton - 13400 So Bike Lanes; 2700 W to 3200 W Cnty:FA-2035; MP 6.00 - 6.51	Pedestrian/Bicycle Safety					
		To Be Adv Dt: 08/18/21										
		CMAQ_WFRC		\$0	\$0	\$280,000	\$0	\$0	\$280,000	\$280,000	\$0	\$0
		LOCAL_GOV		\$0	\$0	\$210,900	\$0	\$0	\$210,900	\$0	\$0	\$210,900
		Total		\$0	\$0	\$490,900	\$0	\$0	\$490,900	\$280,000	\$0	\$210,900
SALT L	14830	Scoping	F-LC35(293)	2036	1	7800 S. Widening Cnty:FA-2036; MP .00 - 1.05	TIF - Transportation Investment Fund					
		To Be Adv Dt: 10/17/22										
		LOCAL_GOV		\$0	\$0	\$1,579,300	\$1,579,300	\$0	\$3,158,600	\$0	\$0	\$3,158,600
		STP_URB_SL		\$0	\$0	\$1,200,000	\$1,200,000	\$0	\$2,400,000	\$2,400,000	\$0	\$0
		Total		\$0	\$0	\$2,779,300	\$2,779,300	\$0	\$5,558,600	\$2,400,000	\$0	\$3,158,600
SALT L	16929	Scoping	F-2038(2)2	2038	2	14600 South Railroad Bridge Study - Bluffdale Cnty:FA-2038; MP 2.17 - 2.17	Planning					
		Will Not Adv										
		STP_URB_SL		\$0	\$0	\$0	\$0	\$128,600	\$128,600	\$119,894	\$0	\$8,706
SALT L	17578	Active	F-ST99(580)	2040	14	RUC STSFA Federal Grant Cnty:FA-2040; MP 13.75 - 13.95 & Statewide research effort - non infrastructure	Research					
		Will Not Adv										
		FA_MISC_50%		\$2,500,000	\$0	\$0	\$0	\$0	\$2,500,000	\$1,250,000	\$1,250,000	\$0
SALT L	15910	Scoping	F-2040(1)7	2040	7	1 2700 West; 10000 S to 10200 S, Recon - So Jordan Cnty:FA-2040; MP 6.65 - 7.16	Reconstruct & Widening					
		To Be Adv Dt: 01/02/23										
		LOCAL_GOV		\$0	\$0	\$0	\$118,932	\$0	\$118,932	\$0	\$0	\$118,932
		STP_URB_SL		\$0	\$0	\$0	\$834,268	\$0	\$834,268	\$777,788	\$0	\$56,480
		Total		\$0	\$0	\$0	\$953,200	\$0	\$953,200	\$777,788	\$0	\$175,412
SALT L	16923	Scoping	F-2068(1)0	2068		1300 East; Wayne's World to Nashi Lane - Draper Cnty:FA-2068; MP .06 - .40	Reconstruct & Widening					
		To Be Adv Dt: 09/08/23										
		STP_URB_SL		\$0	\$0	\$0	\$0	\$3,600,000	\$3,600,000	\$3,356,280	\$0	\$243,720
SALT L	15135	Scoping	S-R299(242)	2075	2	Bluffdale Reimbursement for Porter Rockwell Cnty:FA-2075; MP 2.38 - 2.62	TIF - Transportation Investment Fund					
		Will Not Adv										
		ST_TIF		\$1,500,000	\$7,059,379	\$0	\$0	\$0	\$8,559,379	\$0	\$8,559,379	\$0
SALT L	11083	Undr Const	F-2076(1)	2076	5	1 1300 East; 1300 South to 2100 South Cnty:FA-2076; MP 4.53 - 5.77 & 1300 East; 1300 South to 2100 South	Reconstruct no widening					
		Adv Dt: 03/16/19										
		LOCAL_GOV		\$3,118,908	\$0	\$0	\$0	\$0	\$3,118,908	\$0	\$0	\$3,118,908
		LOCAL_INKIND		\$0	\$129,961	\$0	\$0	\$0	\$129,961	\$0	\$0	\$129,961
		STP_URB_SL		\$4,946,473	\$0	\$0	\$0	\$0	\$4,946,473	\$4,611,597	\$0	\$334,876
		STP_URB_SL@1		\$1,790,236	\$334,876	\$0	\$0	\$0	\$2,125,112	\$2,125,112	\$0	\$0
		TAP_URB_WFRC		\$199,507	\$0	\$0	\$0	\$0	\$199,507	\$186,000	\$0	\$13,507
		Total		\$10,055,124	\$464,837	\$0	\$0	\$0	\$10,519,961	\$6,922,709	\$0	\$3,597,252



DRAFT

DRAFT STIP

UDOT electronic Program Management

Statewide Transportation Improvement Program



STIP 2020-2025

Report Run on: Aug 28, 2019, 04:20 P.M.

epm345_stip_report (Rev 1716)

Region	PIN	Status	Project No.	Rt.	Beg	Len	PIN Description / Project Location				Concept Description			State	Other
		Fund	Prior		2020		2021	2022	2023		CD	Total	Fed Aid		
Salt Lake County Projects															
SALT L	15908	Scoping	F-2076(2)4	2076	4	1	1300 East; 2100 S to Highland Dr, Reconstruct, SLC Cnty:FA-2076; MP 3.55 - 4.59				Reconstruct no widening				
		LOCAL_GOV			\$0		\$0	\$0	\$95,000		\$0	\$95,000	\$0	\$0	\$95,000
		STP_URB_SL			\$0		\$0	\$0	\$3,806,300		\$0	\$3,806,300	\$3,548,613	\$0	\$257,687
		Total			\$0		\$0	\$0	\$3,901,300		\$0	\$3,901,300	\$3,548,613	\$0	\$352,687
SALT L	16924	Scoping	F-2076(3)3	2076	3	1	1300 East/ Richmond; 2100 So. to City So. Boundary Cnty:FA-2076; MP 3.24 - 4.59				Reconstruct no widening				
		LOCAL_GOV			\$0		\$0	\$0	\$0	\$363,350		\$363,350	\$0	\$0	\$363,350
		STP_URB_SL			\$0		\$0	\$0	\$0	\$4,612,250		\$4,612,250	\$4,300,001	\$0	\$312,249
		Total			\$0		\$0	\$0	\$0	\$4,975,600		\$4,975,600	\$4,300,001	\$0	\$675,599
SALT L	15907	Scoping	F-2082(12)11	2082	11		Creek Rd & Highland Dr Interse, Cottonwood Heights Cnty:FA-2082; MP 10.60 - 10.60				Intersection Modification				
		LOCAL_GOV			\$0		\$0	\$0	\$0	\$193,070		\$193,070	\$0	\$0	\$193,070
		STP_URB_SL			\$0		\$0	\$0	\$2,578,030	\$0		\$2,578,030	\$2,403,497	\$0	\$174,533
		Total			\$0		\$0	\$0	\$2,578,030	\$193,070		\$2,771,100	\$2,403,497	\$0	\$367,603
SALT L	13116	Active	F-LC35(252)	2094	1		3200 West; 10431 South to 10600 South Cnty:FA-2094; MP 1.48 - 1.71 & 3200 West; 10431 South to 10600 South				Reconstruct & Widening				
		STP_URB_SL			\$275,000		\$797,616	\$0	\$0	\$0		\$1,072,616	\$1,000,000	\$0	\$72,616
SALT L	17851	Funding	NEWPROJ(17851)	2098	1		9400 South & 700 East Intersection Cnty:FA-2098; MP 1.43 - 1.43				Intersection Modification				
NEW		CMAQ_WFRC			\$0		\$0	\$0	\$0	\$2,788,802		\$2,788,802	\$2,600,000	\$0	\$188,802
		LOCAL_GOV			\$0		\$0	\$0	\$0	\$657,498		\$657,498	\$0	\$0	\$657,498
		Total			\$0		\$0	\$0	\$0	\$3,446,300		\$3,446,300	\$2,600,000	\$0	\$846,300
SALT L	11987	Undr Const	F-LC35(242)	2102	2	1	Vine Street; 900 East to 1300 East Cnty:FA-2102; MP 2.34 - 3.02 & Vine Street; 900 East to 1300 East				Reconstruct & Widening				
		Adv Dt: 03/23/19													
		LOCAL_GOV			\$541		\$498,994	\$0	\$0	\$0		\$499,536	\$0	\$0	\$499,536
		STP_URB_SL			\$4,290,464		\$0	\$0	\$0	\$0		\$4,290,464	\$4,000,000	\$0	\$290,464
		Total			\$4,291,005		\$498,994	\$0	\$0	\$0		\$4,790,000	\$4,000,000	\$0	\$790,000
SALT L	14923	Scoping	F-LC35(296)	2102	3	1	Vine Str; 1300 E to Van Winkle - Recon & Widen Cnty:FA-2102; MP 2.97 - 3.94 & Vine Street; 1300 East to Van Winkle Expressway				Reconstruct & Widening				
		LOCAL_GOV			\$0		\$0	\$0	\$1,141,700	\$0		\$1,141,700	\$0	\$0	\$1,141,700
		STP_URB_SL			\$0		\$0	\$0	\$4,500,000	\$0		\$4,500,000	\$4,500,000	\$0	\$0
		Total			\$0		\$0	\$0	\$5,641,700	\$0		\$5,641,700	\$4,500,000	\$0	\$1,141,700
SALT L	14947	Scoping	F-LC35(308)	2105	1		7800 So Jordan River Pedestrian Bridge at 1100 W Cnty:FA-2105; MP .93 - .93				Pedestrian/Bicycle Safety				
		LOCAL_GOV			\$0		\$0	\$0	\$0	\$0		\$0	\$0	\$0	\$0
		TAP_URB_WFRC			\$34,770		\$312,930	\$0	\$0	\$0		\$347,700	\$324,161	\$0	\$23,539
		Total			\$34,770		\$312,930	\$0	\$0	\$0		\$347,700	\$324,161	\$0	\$23,539



DRAFT

DRAFT STIP

UDOT electronic Program Management

Statewide Transportation Improvement Program



STIP 2020-2025

Report Run on: Aug 28, 2019, 04:20 P.M.

epm345_stip_report (Rev 1716)

Region	PIN	Status	Project No.	Rt.	Beg	Len	PIN Description / Project Location				Concept Description			State	Other
		Fund	Prior		2020		2021	2022	2023		CD	Total	Fed Aid		
Salt Lake County Projects															
SALT L	17440	Funding	NEWPROJ(17440)	2122	3		5600 S over Jordan & SL Canal Bridge Replacement					Rehabilitation or Replacement			
		To Be Adv Dt:					Cnty:FA-2122; MP 2.64 - 2.79								
NEW		STP_BRIDGE			\$0	\$0	\$0	\$0	\$997,000		\$0	\$997,000	\$929,503	\$0	\$67,497
SALT L	17838	Funding	NEWPROJ(17838)	2124	1		Winchester and 700 West					Intersection Modification			
		To Be Adv Dt:					Cnty:FA-2124; MP 1.01 - 1.01								
NEW		STP_URB_SL			\$0	\$0	\$0	\$0	\$0	\$2,753,900		\$2,753,900	\$2,567,461	\$0	\$186,439
SALT L	16925	Scoping	F-2138(1)0	2138		1	700 West; 3300 South to 3655 South (Carlisle Ave.)					Reconstruct & Widening			
		To Be Adv Dt: 10/03/22					Cnty:FA-2138; MP .32 - .86								
		LOCAL_GOV			\$0	\$0	\$0	\$0	\$0	\$2,281,110		\$2,281,110	\$0	\$0	\$2,281,110
		STP_URB_SL			\$0	\$0	\$0	\$0	\$0	\$4,290,465		\$4,290,465	\$4,000,001	\$0	\$290,464
		Total			\$0	\$0	\$0	\$0	\$0	\$6,571,575		\$6,571,575	\$4,000,001	\$0	\$2,571,574
SALT L	16941	Proposed	F-2140(1)3	2140	3		State Street & Vine Street Intersection (PIN 11086)					Intersection Modification			
		Will Not Adv					Cnty:FA-2140; MP 3.26 - 3.26								
SALT L	14951	Undr Const	F-LC35(312)	2148	5	1	200 W-MAIN ST, MAIN ST; S TEMPLE-500 S.					Transportation Alternatives			
		Adv Dt: 04/06/19					Cnty:FA-2148; MP 5.46 - 6.82								
		LOCAL_GOV			\$0	\$13,540	\$0	\$0	\$0	\$0		\$13,540	\$0	\$0	\$13,540
		L_BETTERMENT			\$0	\$11,000	\$0	\$0	\$0	\$0		\$11,000	\$0	\$0	\$11,000
		TAP_URB_WFRC			\$186,445	\$15	\$0	\$0	\$0	\$0		\$186,460	\$186,460	\$0	\$0
		UTA_FUNDS			\$0	\$76,879	\$0	\$0	\$0	\$0		\$76,879	\$0	\$0	\$76,879
		Total			\$186,445	\$101,434	\$0	\$0	\$0	\$0		\$287,879	\$186,460	\$0	\$101,419
SALT L	16928	Scoping	F-2151(1)1	2151	1	1	8000 West; 2600 South to 3100 South - Magna					Pedestrian/Bike facility			
		To Be Adv Dt: 01/25/23					Cnty:FA-2151; MP 1.49 - 2.21								
		STP_URB_SL			\$0	\$0	\$0	\$0	\$0	\$1,346,700		\$1,346,700	\$1,255,528	\$0	\$91,172
SALT L	17869	Funding	NEWPROJ(17869)	2162		1	Cross Towne Trail; 2700 West to Bangerter Hwy					Transportation Alternatives			
		To Be Adv Dt:					Cnty:FA-2162; MP .37 - 1.60								
NEW		LOCAL_GOV			\$0	\$0	\$115,759	\$0	\$0	\$0		\$115,759	\$0	\$0	\$115,759
		TAP_URB_WFRC			\$0	\$0	\$484,241	\$0	\$0	\$0		\$484,241	\$451,458	\$0	\$32,783
		Total			\$0	\$0	\$600,000	\$0	\$0	\$0		\$600,000	\$451,458	\$0	\$148,542
SALT L	14831	Undr Const	F-LC35(294)	2172	4	2	4100 South; Bangerter Highway to 5460 West					Major Rehabilitation - Roadway			
		Adv Dt: 01/19/19					Cnty:FA-2172; MP 3.53 - 5.79 & Cnty FA-2172; MP 3.707 - 5.579								
		LOCAL_GOV			\$0	\$9,630,000	\$0	\$0	\$0	\$0		\$9,630,000	\$0	\$0	\$9,630,000
		LOCAL_MATCH			\$0	\$815,311	\$0	\$0	\$0	\$0		\$815,311	\$0	\$0	\$815,311
		L_BETTERMENT			\$0	\$4,445,485	\$0	\$0	\$0	\$0		\$4,445,485	\$0	\$0	\$4,445,485
		STP_HIF_SL			\$3,421,462	\$0	\$0	\$0	\$0	\$0		\$3,421,462	\$3,421,462	\$0	\$0
		STP_URB_SL			\$7,806,221	\$0	\$0	\$0	\$0	\$0		\$7,806,221	\$7,806,221	\$0	\$0
		Total			\$11,227,683	\$14,890,796	\$0	\$0	\$0	\$0		\$26,118,479	\$11,227,683	\$0	\$14,890,796



DRAFT

DRAFT STIP

UDOT electronic Program Management

Statewide Transportation Improvement Program



STIP 2020-2025

epm345_stip_report (Rev 1716)

Report Run on: Aug 28, 2019, 04:20 P.M.

Region	PIN	Status	Project No.	Rt.	Beg	Len	PIN Description / Project Location				Concept Description					
		Fund	Prior		2020		2021	2022	2023		CD	Total	Fed Aid	State	Other	
Salt Lake County Projects																
SALT L	16930	Scoping	F-2172(6)14		2172	14	1	3900 South; 2300 East to Wasatch Blvd Cnty:FA-2172; MP 14.03 - 15.53				Reconstruct & Widening				
		LOCAL_GOV										\$0	\$4,409,536	\$0	\$0	\$4,409,536
		STP_URB_SL										\$0	\$4,290,464	\$4,000,000	\$0	\$290,464
		Total										\$0	\$8,700,000	\$4,000,000	\$0	\$4,700,000
SALT L	15914	Scoping	F-2179(1)0		2179			Riverfront Parkway; 11050 S to 11400 S, Widen Cnty:FA-2179; MP .00 - .42				Widen Existing Facility				
		LOCAL_GOV										\$0	\$90,100	\$0	\$0	\$90,100
		STP_URB_SL										\$0	\$1,750,800	\$1,632,271	\$0	\$118,529
		Total										\$0	\$1,840,900	\$1,632,271	\$0	\$208,629
SALT L	15911	Scoping	F-2180(3)1		2180	1	1	900 East; 3900 S to 4500 S, Safety/ Recon, Millcre Cnty:FA-2180; MP .59 - 1.47				Spot Safety Improvement				
		LOCAL_GOV										\$0	\$300,064	\$0	\$0	\$300,064
		STP_URB_SL										\$0	\$4,058,636	\$3,783,866	\$0	\$274,770
		Total										\$0	\$4,358,700	\$3,783,866	\$0	\$574,834
SALT L	8555	Undr Const	F-LC35(210)		2186			6200 SOUTH & HOLLADAY BOULEVARD Cnty:FA-2186; MP .09 - .09								
		Adv Dt:	04/13/19													
		CMAQ_PM2.5										\$0	\$2,321,141	\$2,164,000	\$0	\$157,141
		CMAQ_WFRC										\$0	\$10,726	\$10,000	\$0	\$726
		Total										\$0	\$2,331,867	\$2,174,000	\$0	\$157,867
SALT L	17807	Funding	NEWPROJ(17807)		2213	1		Lone Peak Parkway; 12650 South to 12300 South Cnty:FA-2213; MP 1.23 - 1.65				Reconstruct & Widening				
		LOCAL_GOV										\$870,988	\$870,988	\$0	\$0	\$870,988
		STP_URB_SL										\$4,269,012	\$4,269,012	\$3,980,000	\$0	\$289,012
		Total										\$5,140,000	\$5,140,000	\$3,980,000	\$0	\$1,160,000
SALT L	16948	Scoping	F-2224(1)0		2224			2700 East Sidewalk; 7550 South to 7655 South Cnty:FA-2224; MP .11 - .26				Pedestrian/Bike facility				
		TAP_URB_WFRC										\$0	\$415,000	\$386,905	\$0	\$28,096
SALT L	17806	Funding	NEWPROJ(17806)		2233	1		Parkway Blvd (2700 S); MVC to 6400 West Cnty:FA-2233; MP 1.00 - 1.43				Reconstruct & Widening				
		LOCAL_GOV										\$82,935	\$82,935	\$0	\$0	\$82,935
		STP_URB_SL										\$5,684,865	\$5,684,865	\$5,300,000	\$0	\$384,865
		Total										\$5,767,800	\$5,767,800	\$5,300,000	\$0	\$467,800
SALT L	14398	Active	F-R299(309)		2234		1	FA-2234; Magna Bridge Replacments, 035031F 035033F Cnty:FA-2234; MP .47 - 1.16				Rehabilitation or Replacement				
		LOCAL_GOV										\$0	\$250,000	\$0	\$0	\$250,000
		STP_BRIDGE										\$0	\$1,750,000	\$1,631,525	\$0	\$118,475
		Total										\$0	\$2,000,000	\$1,631,525	\$0	\$368,475



DRAFT

DRAFT STIP

UDOT electronic Program Management

Statewide Transportation Improvement Program



STIP 2020-2025

epm345_stip_report (Rev 1716)

Report Run on: Aug 28, 2019, 04:20 P.M.

Region	PIN	Status	Project No.	Rt.	Beg Len	PIN Description / Project Location				Concept Description				
		Fund	Prior		2020	2021	2022	2023	CD	Total	Fed Aid	State	Other	
Salt Lake County Projects														
SALT L	17867	Funding	NEWPROJ(17867)	2236	2	2820 South; 7584 West to 7630 West - Sidewalk				Safe Sidewalk				
		To Be Adv Dt: Cnty:FA-2236; MP 1.82 - 2.00												
NEW		TAP_URB_WFRC			\$0	\$0	\$199,000	\$0	\$0	\$0	\$199,000	\$185,528	\$0	\$13,472
SALT L	11085	Scoping	F-2240(2)0	2240	2	4700 South; 4000 West to 5600 West				Reconstruct no widening				
		To Be Adv Dt: 11/23/20 Cnty:FA-2240; MP .00 - 2.01												
		LOCAL_GOV			\$0	\$0	\$0	\$0	\$0	\$941,049	\$941,049	\$0	\$0	\$941,049
		STP_URB_SL			\$10,000	\$7,900,587	\$0	\$0	\$0	\$7,293,790	\$15,204,377	\$14,175,040	\$0	\$1,029,336
		Total			\$10,000	\$7,900,587	\$0	\$0	\$0	\$8,234,839	\$16,145,426	\$14,175,040	\$0	\$1,970,385
SALT L	14828	Scoping	F-LC35(291)	2266	1	Highland Dr. Corridor Feasibility Study				Planning				
		Will Not Adv Cnty:FA-2266; MP .00 - 1.39												
		LOCAL_GOV			\$0	\$0	\$12,443	\$0	\$0	\$0	\$12,443	\$0	\$0	\$12,443
		STP_URB_SL			\$0	\$0	\$171,357	\$0	\$0	\$0	\$171,357	\$171,357	\$0	\$0
		Total			\$0	\$0	\$183,800	\$0	\$0	\$0	\$183,800	\$171,357	\$0	\$12,443
SALT L	16944	Scoping	F-2266(2)2	2266	2	Highland Drive & 4500 South Intersection Imp				Intersection Modification				
		To Be Adv Dt: 09/08/23 Cnty:FA-2266; MP 2.43 - 2.43												
		CMAQ_PM2.5			\$0	\$0	\$0	\$0	\$0	\$2,597,900	\$2,597,900	\$2,422,022	\$175,878	\$0
		CMAQ_WFRC			\$0	\$0	\$0	\$0	\$0	\$0	\$0	\$0	\$0	\$0
		Total			\$0	\$0	\$0	\$0	\$0	\$2,597,900	\$2,597,900	\$2,422,022	\$175,878	\$0
SALT L	17849	Funding	NEWPROJ(17849)	2308		SLC Bike Share (GREENbike) Expansion '25				Transportation Alternatives				
		To Be Adv Dt: Cnty:FA-2308; MP .29 - .29												
NEW		CMAQ_WFRC			\$0	\$0	\$0	\$0	\$0	\$214,523	\$214,523	\$200,000	\$0	\$14,523
		LOCAL_GOV			\$0	\$0	\$0	\$0	\$0	\$429,047	\$429,047	\$0	\$0	\$429,047
		Total			\$0	\$0	\$0	\$0	\$0	\$643,570	\$643,570	\$200,000	\$0	\$443,570
SALT L	17850	Funding	NEWPROJ(17850)	2330	1	SLC West Intermodal Center				UTA/Transit				
		To Be Adv Dt: Cnty:FA-2330; MP 1.30 - 1.30												
NEW		CMAQ_WFRC			\$0	\$0	\$0	\$0	\$0	\$1,501,663	\$1,501,663	\$1,400,000	\$0	\$101,663
		LOCAL_GOV			\$0	\$0	\$0	\$0	\$0	\$2,698,637	\$2,698,637	\$0	\$0	\$2,698,637
		Total			\$0	\$0	\$0	\$0	\$0	\$4,200,300	\$4,200,300	\$1,400,000	\$0	\$2,800,300
SALT L	14932	Scoping	F-LC35(297)	2364	1	300 North Pedestrian/ Bicyclist Safety Overpass				Pedestrian/Bicycle Safety				
		Will Not Adv Cnty:FA-2364; MP .60 - .60 & 300 North over the Union Pacific and Commuter Rail Railroad Tracks (West of 500 W and East of 490 W)												
		LOCAL_GOV			\$0	\$2,592,223	\$0	\$0	\$0	\$0	\$2,592,223	\$0	\$0	\$2,592,223
		STP_URB_SL			\$0	\$2,500,000	\$0	\$0	\$0	\$0	\$2,500,000	\$2,500,000	\$0	\$0
		Total			\$0	\$5,092,223	\$0	\$0	\$0	\$0	\$5,092,223	\$2,500,000	\$0	\$2,592,223
SALT L	13963	Active	S-R299(210)	MULT		Environmental for 4 locations on Bangerter				Document EA/EIS				
		Will Not Adv SR-154; MP 7.79 - 8.89 & SR-175; MP .00 - .41 & SR-154; MP 10.92 - 11.90 & SR-154; MP 13.69 - 14.14 & SR-154; MP 15.71 - 16.19												
		ST TIF			\$2,409,212	\$0	\$0	\$0	\$0	\$0	\$2,409,212	\$0	\$2,409,212	\$0



DRAFT
DRAFT STIP

UDOT electronic Program Management Statewide Transportation Improvement Program



STIP 2020-2025

Report Run on: Aug 28, 2019, 04:20 P.M.

epm345_stip_report (Rev 1716)

Region	PIN	Status	Project No.	Rt. Beg Len	PIN Description / Project Location				Concept Description			
		Fund	Prior	2020	2021	2022	2023	CD	Total	Fed Aid	State	Other
Salt Lake County Projects												
SALT L	14415	Active	S-0154(84)14	MULT	Bangerter Three Interchanges				Upgrade Existing At-Grade Intersection			
		To Be Adv Dt: 08/15/19			SR-154; MP 9.11 - 10.19 & SR-154; MP 14.13 - 15.98 & SR-154; MP 6.17 - 7.51							
		L_BETTERMENT		\$460,301	\$5,539,699	\$0	\$0	\$0	\$0	\$6,000,000	\$0	\$0
		ST_TIF		\$40,367,658	\$76,138,746	\$54,893,596	\$0	\$0	\$0	\$171,400,000	\$0	\$171,400,000
		Total		\$40,827,959	\$81,678,445	\$54,893,596	\$0	\$0	\$0	\$177,400,000	\$0	\$171,400,000
SALT L	14552	Scoping	S-R299(260)	MULT	I-80/ I-215 East Interchange Study				Upgrade Existing Interchange			
		Will Not Adv			TO I-80P FROM I-15P; MP .00 - .40 & I-80; MP 122.20 - 122.74 & I-80; MP 123.24 - 128.70 & I-215; MP .00 - 1.40 & I-80; MP 122.03 - 128.67							
		ST_TIF		\$2,071,800	\$1,400,000	\$1,528,200	\$0	\$0	\$0	\$5,000,000	\$0	\$5,000,000
SALT L	15050	Active	S-R299(241)	MULT	ROW desc. for Big and Little Cottonwood Canyons				ROW			
		Will Not Adv			SR-190; MP 2.35 - 19.93 & SR-210; MP 10.75 - 13.22 & SR-210; MP 3.87 - 13.25							
		ST_CONT_PG		\$100,096	\$0	\$0	\$0	\$0	\$0	\$100,096	\$0	\$100,096
SALT L	15264	Scoping	S-R299(244)	MULT	I-80 and State Street Interchange R/W				PE			
		Will Not Adv			US-89; MP 375.64 - 375.91 & I-80; MP 122.93 - 123.46							
		ST_HB377/TF		\$0	\$500,000	\$0	\$0	\$0	\$0	\$500,000	\$0	\$500,000
SALT L	15669	Undr Const	S-I15-7(341)295	MULT	I-15 NB; Bangerter Hwy to I-215				Widen Existing Facility			
		Adv Dt: 10/18/18			I-15; MP 294.50 - 298.30 & I-15; MP 289.50 - 299.00							
		ST_TIF		\$24,662,237	\$70,000,000	\$50,000,000	\$20,337,763	\$0	\$0	\$165,000,000	\$0	\$165,000,000
SALT L	3523	Active	MP-STP-0182(2)0E	MULT	Enviro - I-80 TO UT. CO. / Mtn View Corridor				Document EA/EIS			
		Will Not Adv			Mountain View Corridor (MVC); I-80 to Utah County							
		EQ_BONUS(MG)		\$2,700,000	\$0	\$0	\$0	\$0	\$0	\$2,700,000	\$2,700,000	\$0
		STP_URB_P/O		\$1,000,000	\$0	\$0	\$0	\$0	\$0	\$1,000,000	\$1,000,000	\$0
		STP_URB_SL		\$3,500,000	\$0	\$0	\$0	\$0	\$0	\$3,500,000	\$3,500,000	\$0
		ST_CONST		\$3,450,243	\$0	\$0	\$0	\$0	\$0	\$3,450,243	\$0	\$3,450,243
		ST_GF_CHN		\$5,425,000	\$75,000	\$0	\$0	\$0	\$0	\$5,500,000	\$0	\$5,500,000
		ST_QTR_QTR		\$3,849,757	\$0	\$0	\$0	\$0	\$0	\$3,849,757	\$0	\$3,849,757
		ST_TIF		\$46,410	\$203,590	\$0	\$0	\$0	\$0	\$250,000	\$0	\$250,000
		Total		\$19,971,410	\$278,590	\$0	\$0	\$0	\$0	\$20,250,000	\$7,200,000	\$13,050,000
SALT L	7703	Active	MP-0182(6)	MULT	MVC; Salt Lake County PM				Staffing Support			
		Will Not Adv			MVC; Salt Lake County PM							
		LOCAL_INKIND		\$0	\$0	\$0	\$0	\$0	\$0	\$0	\$0	\$0
		L_BETTERMENT		\$38,333,979	\$0	\$0	\$0	\$0	\$0	\$38,333,979	\$0	\$38,333,979
		ST_BONDS_MVC		\$55,800,000	\$0	\$0	\$0	\$0	\$0	\$55,800,000	\$0	\$55,800,000
		ST_CHF_TIF		\$193,845,199	\$0	\$0	\$0	\$0	\$0	\$193,845,199	\$0	\$193,845,199
		ST_CONST		\$0	\$500,000	\$0	\$0	\$0	\$0	\$500,000	\$0	\$500,000
		ST_GF_CHN		\$128,755,865	\$0	\$0	\$0	\$0	\$0	\$128,755,865	\$0	\$128,755,865
		ST_GF_TIF		\$7,500,000	\$0	\$0	\$0	\$0	\$0	\$7,500,000	\$0	\$7,500,000
		ST_TIF		\$10,815,972	\$5,605,000	\$3,519,807	\$0	\$0	\$0	\$19,940,779	\$0	\$19,940,779
		Total		\$435,051,015	\$6,105,000	\$3,519,807	\$0	\$0	\$0	\$444,675,822	\$0	\$406,341,843



DRAFT

DRAFT STIP

UDOT electronic Program Management

Statewide Transportation Improvement Program



STIP 2020-2025

Report Run on: Aug 28, 2019, 04:20 P.M.

epm345_stip_report (Rev 1716)

Region	PIN	Status	Project No.	Rt. Beg Len	PIN Description / Project Location				Concept Description			
		Fund	Prior	2020	2021	2022	2023	CD	Total	Fed Aid	State	Other
Salt Lake County Projects												
SALT L	8110	Undr Const	F-LC35(202)	MULT	Highland Drive Improvements							
		Adv Dt: 06/09/18			SR-152; MP 2.78 - 3.04 & Cnty:FA-2082; MP 11.82 - 12.57 & Cnty:FA-2116; MP 2.98 - 3.18							
		LOCAL_INKIND	\$0	\$126,616	\$0	\$0	\$0	\$0	\$126,616	\$0	\$0	\$126,616
		STP_URB_SL	\$3,472,259	\$978,952	\$0	\$0	\$0	\$0	\$4,451,210	\$4,149,863	\$0	\$301,347
		STP_URB_SL@1	\$1,743,641	\$0	\$0	\$0	\$0	\$0	\$1,743,641	\$1,743,641	\$0	\$0
		Total	\$5,215,900	\$1,105,568	\$0	\$0	\$0	\$0	\$6,321,468	\$5,893,505	\$0	\$427,963
SALT L	11986	Undr Const	F-LC35(241)	MULT	Porter Rockwell Blvd. (5th Segment)				New Capacity			
		Adv Dt: 03/17/18			Porter Rockwell Blvd (Fifth Segment); Redwood Road to 0.46 miles east							
		LOCAL_GOV	\$0	\$350,000	\$0	\$0	\$0	\$0	\$350,000	\$0	\$0	\$350,000
		STP_URB_SL	\$0	\$0	\$0	\$0	\$0	\$0	\$0	\$0	\$0	\$0
		STP_URB_SL@1	\$5,842,145	\$0	\$0	\$0	\$0	\$0	\$5,842,145	\$5,842,145	\$0	\$0
		ST_PVMT	\$582,399	\$0	\$0	\$0	\$0	\$0	\$582,399	\$0	\$582,399	\$0
		ST_TIF	\$0	\$424,234	\$0	\$0	\$0	\$0	\$424,234	\$0	\$424,234	\$0
		Total	\$6,424,544	\$774,234	\$0	\$0	\$0	\$0	\$7,198,778	\$5,842,145	\$1,006,633	\$350,000
SALT L	12587	Undr Const	S-I15-7(324)297	MULT	I-15; SB 12300 South to SR-201				Upgrade Existing Interchange			
		Adv Dt: 09/06/17			I-15; MP 297.28 - 299.05 & I-15; MP 291.40 - 304.50							
		ST_ATMS	\$0	\$0	\$0	\$0	\$0	\$0	\$0	\$0	\$0	\$0
		ST_ATMS_AM	\$15,407	\$293,593	\$0	\$0	\$0	\$0	\$309,000	\$0	\$309,000	\$0
		ST_BRIDGE	\$0	\$10,800,000	\$0	\$0	\$0	\$0	\$10,800,000	\$0	\$10,800,000	\$0
		ST_INS-RECOV	\$0	\$300,000	\$0	\$0	\$0	\$0	\$300,000	\$0	\$300,000	\$0
		ST_T&S_FUND	\$300,000	\$0	\$0	\$0	\$0	\$0	\$300,000	\$0	\$300,000	\$0
		ST_TIF	\$123,955,714	\$45,244,286	\$0	\$0	\$0	\$0	\$169,200,000	\$0	\$169,200,000	\$0
		ST_TIF_SB229	\$0	\$0	\$0	\$0	\$0	\$0	\$0	\$0	\$0	\$0
		Total	\$124,271,121	\$56,637,879	\$0	\$0	\$0	\$0	\$180,909,000	\$0	\$180,909,000	\$0
SALT L	13114	Active	F-0089(392)0	MULT	9270 South & State Street; 150 East to State St.				Intersection Improvements			
		To Be Adv Dt: 12/10/19			US-89; MP 366.42 - 366.62 & 9270 South between State St. to 150 East; Length = 0.280 Miles							
		STP_URB_SL	\$615,000	\$5,817,000	\$0	\$0	\$0	\$0	\$6,432,000	\$5,996,554	\$0	\$435,446
SALT L	14937	Scoping	S-2159(1)3	MULT	Herriman Parkway Extension; 6400 W to 6800 W				TIF - Transportation Investment Fund			
		Will Not Adv			Cnty:FA-2159; MP 3.07 - 3.07 & Herriman Parkway Extension; 6400 West to 6800 West							
		LOCAL_GOV	\$0	\$0	\$0	\$0	\$0	\$0	\$0	\$0	\$0	\$0
		L_PASS_MATCH	\$111,103	\$0	\$0	\$0	\$0	\$0	\$111,103	\$0	\$0	\$111,103
		STP_URB_SL	\$0	\$0	\$0	\$0	\$0	\$0	\$0	\$0	\$0	\$0
		ST_TIF	\$0	\$0	\$0	\$0	\$0	\$0	\$0	\$0	\$0	\$0
		ST_TIF_EXCH	\$0	\$1,530,000	\$0	\$0	\$0	\$0	\$1,530,000	\$0	\$1,530,000	\$0
		Total	\$111,103	\$1,530,000	\$0	\$0	\$0	\$0	\$1,641,103	\$0	\$1,530,000	\$111,103



DRAFT

DRAFT STIP

UDOT electronic Program Management

Statewide Transportation Improvement Program



STIP 2020-2025

Report Run on: Aug 28, 2019, 04:20 P.M.

epm345_stip_report (Rev 1716)

Region	PIN	Status	Project No.	Rt. Beg Len	PIN Description / Project Location				Concept Description			State	Other
		Fund	Prior	2020	2021	2022	2023	CD	Total	Fed Aid			
Salt Lake County Projects													
SALT L	14944	Scoping	F-LC35(305)	MULT	SR-210 Widening and Grit Mill Parking Lot				Transportation Alternatives				
		To Be Adv Dt: 12/04/19			SR-210; MP 4.35 - 4.56								
		LOCAL_GOV	\$141,000	\$0	\$0	\$0	\$0	\$0	\$141,000	\$0	\$0	\$141,000	
		LOCAL_INKIND	\$0	\$14,720	\$0	\$0	\$0	\$0	\$14,720	\$0	\$0	\$14,720	
		OTHER	\$0	\$44,361	\$0	\$0	\$0	\$0	\$44,361	\$0	\$0	\$44,361	
		ST_CONT_R2	\$0	\$125,000	\$0	\$0	\$0	\$0	\$125,000	\$0	\$125,000	\$0	
		TAP_URB_WFRC	\$537,927	\$0	\$0	\$0	\$0	\$0	\$537,927	\$537,927	\$0	\$0	\$0
		Total	\$678,927	\$184,081	\$0	\$0	\$0	\$0	\$863,008	\$537,927	\$125,000	\$200,081	
SALT L	14945	Scoping	F-LC35(306)	MULT	Midas Creek Trail: 4000 West to 4510 West				Transportation Alternatives				
		To Be Adv Dt: 01/23/20			Sec 1 completes a gap, Sec 2 Bridge over Welby Jacobs Canal, Sec 3 will extend trail to 4000 West								
		LOCAL_GOV	\$0	\$16,763	\$0	\$0	\$0	\$0	\$16,763	\$0	\$0	\$16,763	
		LOCAL_MATCH	\$0	\$13,237	\$0	\$0	\$0	\$0	\$13,237	\$0	\$0	\$13,237	
		TAP_URB_WFRC	\$23,308	\$158,978	\$0	\$0	\$0	\$0	\$182,285	\$182,285	\$0	\$0	\$0
		Total	\$23,308	\$188,978	\$0	\$0	\$0	\$0	\$212,285	\$182,285	\$0	\$30,000	
SALT L	14946	Scoping	F-LC35(307)	MULT	Corner Canyon Creek/ East Jordan Canal Trail				Transportation Alternatives				
		To Be Adv Dt: 11/27/19			Smith Fields Park to Willow Creek Trail & Stokes Ave								
		LOCAL_GOV	\$0	\$0	\$0	\$0	\$0	\$0	\$0	\$0	\$0	\$0	
		LOCAL_MATCH	\$2,419	\$40,266	\$0	\$0	\$0	\$0	\$42,685	\$0	\$0	\$42,685	
		TAP_URB_WFRC	\$117,116	\$470,699	\$0	\$0	\$0	\$0	\$587,815	\$587,815	\$0	\$0	\$0
		Total	\$119,536	\$510,964	\$0	\$0	\$0	\$0	\$630,500	\$587,815	\$0	\$42,685	
SALT L	14950	Active	F-LC35(311)	MULT	Daybreak Parkway & Lake Run Intersection Crossing				Pedestrian/Bicycle Safety				
		To Be Adv Dt: 09/09/19			Cnty:FA-2060; MP 3.32 - 3.32 & Cnty:FA-2060; MP 3.32 - 3.32								
		LOCAL_GOV	\$125,499	\$0	\$0	\$0	\$0	\$0	\$125,499	\$0	\$0	\$125,499	
		LOCAL_MATCH	\$0	\$18,238	\$0	\$0	\$0	\$0	\$18,238	\$0	\$0	\$18,238	
		TAP_URB_WFRC	\$251,162	\$0	\$0	\$0	\$0	\$0	\$251,162	\$251,162	\$0	\$0	\$0
		Total	\$376,661	\$18,238	\$0	\$0	\$0	\$0	\$394,900	\$251,162	\$0	\$143,738	
SALT L	16922	Scoping	F-2104(1)1	MULT	7000 South; 1300 West to Bangerter Highway - Study				Document EA/EIS				
		Will Not Adv			Cnty:FA-2104; MP 1.24 - 3.19 & Cnty:FA-2104; MP 3.19 - 3.19								
		LOCAL_GOV	\$0	\$0	\$0	\$0	\$0	\$927,384	\$927,384	\$0	\$0	\$927,384	
		STP_URB_SL	\$0	\$0	\$0	\$0	\$0	\$1,072,616	\$1,072,616	\$1,000,000	\$0	\$72,616	
		Total	\$0	\$0	\$0	\$0	\$0	\$2,000,000	\$2,000,000	\$1,000,000	\$0	\$1,000,000	
SALT L	16943	Scoping	F-2038(1)1	MULT	14600 South; Railroad Bridge to Redwood Bike/ Ped				Pedestrian/Bike facility				
		To Be Adv Dt: 10/12/22			Cnty:FA-2038; MP .92 - 2.17 & Cnty:FA-2038; MP 2.17 - 2.17								
		CMAQ_WFRC	\$0	\$0	\$0	\$0	\$0	\$1,142,000	\$1,142,000	\$1,064,687	\$0	\$77,313	
SALT L	17842	Funding	NEWPROJ(17842)	MULT	Midvalley Connector BRT; Atherton DR to 2700 W				UTA/Transit				
		To Be Adv Dt:			SR-266; MP .27 - 1.71 & SR-266; MP .00 - .27 & Cnty:FA-2240; MP 3.50 - 3.74								
NEW		LOCAL_GOV	\$0	\$0	\$0	\$0	\$0	\$38,254,768	\$38,254,768	\$0	\$0	\$38,254,768	
		STP_URB_SL	\$0	\$0	\$0	\$0	\$0	\$2,145,232	\$2,145,232	\$2,000,000	\$0	\$145,232	
		Total	\$0	\$0	\$0	\$0	\$0	\$40,400,000	\$40,400,000	\$2,000,000	\$0	\$38,400,000	



DRAFT

DRAFT STIP

UDOT electronic Program Management

Statewide Transportation Improvement Program



STIP 2020-2025

Report Run on: Aug 28, 2019, 04:20 P.M.

epm345_stip_report (Rev 1716)

Region	PIN	Status	Project No.	Rt. Beg Len	PIN Description / Project Location				Concept Description			
		Fund	Prior	2020	2021	2022	2023	CD	Total	Fed Aid	State	Other
Salt Lake County Projects												
SALT L	13149	Undr Const	S-0085(9)	OTHER	SR-85, MVC; 4100 South to SR-201 New Mountain View Corridor Alignment				New Capacity			
		Adv Dt: 06/26/18										
		LOCAL_GOV		\$0	\$0	\$0	\$0	\$0	\$0	\$0	\$0	\$0
		L_BETTERMENT		\$0	\$533,290	\$0	\$0	\$0	\$533,290	\$0	\$0	\$533,290
		ST_CONT_R2		\$0	\$0	\$0	\$0	\$0	\$0	\$0	\$0	\$0
		ST_TIF		\$96,493,845	\$137,000,000	\$90,000,000	\$31,506,155	\$0	\$355,000,000	\$0	\$355,000,000	\$0
		Total		\$96,493,845	\$137,533,290	\$90,000,000	\$31,506,155	\$0	\$355,533,290	\$0	\$355,000,000	\$533,290
SALT L	15670	Scoping	S-R299(261)	OTHER	Porter Rockwell (Bridge) NA				New Capacity			
		To Be Adv Dt: 04/01/21										
		ST_TIF		\$505,913	\$6,000,000	\$20,000,000	\$40,494,087	\$0	\$67,000,000	\$0	\$67,000,000	\$0
SALT L	8599	Scoping	NEWPROJECT-0027()	OTHER	TRANSIT ORIENTED DEVELOPMENT @ 1000 SO. TRAX STA. TRANSIT ORIENTED DEVELOPMENT (TOD) @ 10000 SOUTH TRAX STA.							
		Will Not Adv										
		STP_URB_SL		\$0	\$2,145,232	\$0	\$0	\$0	\$2,145,232	\$2,000,000	\$0	\$145,232
SALT L	8601	Scoping	F-0210(16)0	OTHER	1 WASATCH BOULEVARD & 7650 SOUTH WASATCH BOULEVARD & 7650 SOUTH							
		To Be Adv Dt: 02/20/20										
		CMAQ_PM2.5		\$0	\$0	\$0	\$1,593,907	\$0	\$1,593,907	\$1,486,000	\$0	\$107,908
		CMAQ_WFRC		\$0	\$0	\$0	\$0	\$0	\$0	\$0	\$0	\$0
		Total		\$0	\$0	\$0	\$1,593,907	\$0	\$1,593,907	\$1,486,000	\$0	\$107,908
SALT L	14939	Scoping	F-LC35(300)	OTHER	SLC Emigration Creek Trail; Connor St - Wasatch Dr Bonneville Golf Course between Connor Street and Wasatch Drive				Transportation Alternatives			
		To Be Adv Dt: 01/20/21										
		CMAQ_WFRC		\$0	\$0	\$0	\$447,000	\$0	\$447,000	\$447,000	\$0	\$0
		LOCAL_GOV		\$0	\$0	\$0	\$32,700	\$0	\$32,700	\$0	\$0	\$32,700
		Total		\$0	\$0	\$0	\$479,700	\$0	\$479,700	\$447,000	\$0	\$32,700
SALT L	14949	Active	F-LC35(310)	OTHER	Taylorsville Regional Trail; 5140 So to 5400 So TAYLORSVILLE REGIONAL TRAIL; 5140 South to 5400 South, MP 0.00 to MP 0.4023; LENGTH 0.4023 MILES				Transportation Alternatives			
		To Be Adv Dt: 11/04/19										
		LOCAL_GOV		\$0	\$41,998	\$0	\$0	\$0	\$41,998	\$0	\$0	\$41,998
		TAP_URB_WFRC		\$181,936	\$86,566	\$0	\$0	\$0	\$268,502	\$268,502	\$0	\$0
		Total		\$181,936	\$128,564	\$0	\$0	\$0	\$310,500	\$268,502	\$0	\$41,998
SALT L	14952	Scoping	F-LC35(313)	OTHER	Beck Street Protected Bicycle Facility Design Beck Street bicycle lanes in SLC between Chicago St and the existing shared use path on the frontage road				Pedestrian/Bicycle Safety			
		Will Not Adv										
		LOCAL_GOV		\$0	\$3,751	\$0	\$0	\$0	\$3,751	\$0	\$0	\$3,751
		TAP_URB_WFRC		\$0	\$51,649	\$0	\$0	\$0	\$51,649	\$51,649	\$0	\$0
		Total		\$0	\$55,400	\$0	\$0	\$0	\$55,400	\$51,649	\$0	\$3,751
SALT L	15912	Scoping	F-LC35(315)	OTHER	2810 South at 8000 West Realignment - Magna 2810 South at 8000 West from 8000 West to 8058 West				Intersection Modification			
		To Be Adv Dt: 09/02/21										
		LOCAL_GOV		\$0	\$0	\$0	\$710,340	\$0	\$710,340	\$0	\$0	\$710,340
		STP_URB_SL		\$0	\$0	\$0	\$1,290,560	\$0	\$1,290,560	\$1,203,189	\$0	\$87,371
		Total		\$0	\$0	\$0	\$2,000,900	\$0	\$2,000,900	\$1,203,189	\$0	\$797,711



DRAFT

DRAFT STIP

UDOT electronic Program Management

Statewide Transportation Improvement Program



STIP 2020-2025

Report Run on: Aug 28, 2019, 04:20 P.M.

epm345_stip_report (Rev 1716)

Region	PIN	Status	Project No.	Rt. Beg Len	PIN Description / Project Location				Concept Description					
		Fund	Prior	2020	2021	2022	2023	CD	Total	Fed Aid	State	Other		
Salt Lake County Projects														
SALT L	15913	Scoping	F-LC35(316)	OTHER	4150 West from Majestic Rise Parkway to 12600 So.				New Capacity					
		To Be Adv Dt: 03/26/21												
		LOCAL_GOV		\$0	\$0	\$0	\$0	\$0	\$0	\$0	\$0	\$0		
		STP_URB_SL		\$0	\$2,949,695	\$2,949,695	\$0	\$0	\$0	\$5,899,389	\$5,500,000	\$0	\$399,389	
		Total		\$0	\$2,949,695	\$2,949,695	\$0	\$0	\$0	\$5,899,389	\$5,500,000	\$0	\$399,389	
SALT L	15918	STIP	F-R299(271)	OTHER	UTA Locomotive Over Haul				UTA/Transit					
		Will Not Adv												
		CMAQ_PM2.5		\$0	\$2,258,001	\$0	\$0	\$0	\$0	\$2,258,001	\$2,105,134	\$152,867	\$0	
		CMAQ_WFRC		\$0	\$0	\$0	\$0	\$0	\$0	\$0	\$0	\$0	\$0	
		LOCAL_GOV		\$0	\$1,257,999	\$0	\$0	\$0	\$0	\$1,257,999	\$0	\$0	\$1,257,999	
		Total		\$0	\$3,516,000	\$0	\$0	\$0	\$0	\$3,516,000	\$2,105,134	\$152,867	\$1,257,999	
SALT L	15919	Scoping	F-R299(272)	OTHER	Salt Lake County Signal Interconnect - UDOT TOC				Traffic Signal Coordination					
		To Be Adv Dt: 08/17/21												
		CMAQ_WFRC		\$0	\$0	\$0	\$965,354	\$0	\$965,354	\$900,000	\$0	\$0	\$65,354	
		LOCAL_GOV		\$0	\$0	\$0	\$643,246	\$0	\$643,246	\$0	\$0	\$0	\$643,246	
		Total		\$0	\$0	\$0	\$1,608,600	\$0	\$1,608,600	\$900,000	\$0	\$0	\$708,600	
SALT L	15920	Scoping	F-R299(273)	OTHER	Salt Lake City Traffic Signal Synchronization				Traffic Signal Coordination					
		To Be Adv Dt: 08/17/21												
		CMAQ_WFRC		\$0	\$0	\$0	\$997,533	\$0	\$997,533	\$930,000	\$0	\$0	\$67,533	
		LOCAL_GOV		\$0	\$0	\$0	\$2,467	\$0	\$2,467	\$0	\$0	\$0	\$2,467	
		Total		\$0	\$0	\$0	\$1,000,000	\$0	\$1,000,000	\$930,000	\$0	\$0	\$70,000	
SALT L	15925	Scoping	F-R299(274)	OTHER	'Utah & Salt Lake Canal Trail Extension				Pedestrian/Bicycle Safety					
		To Be Adv Dt: 11/04/19												
		TAP_URB_WFRC		\$0	\$291,000	\$0	\$0	\$0	\$0	\$291,000	\$271,299	\$0	\$0	\$19,701
SALT L	15926	Scoping	F-R299(275)	OTHER	'Kearns Bicycle Route Signing Wayfinding - Kearns				Pedestrian/Bicycle Safety					
		To Be Adv Dt: 10/30/19												
		LOCAL_GOV		\$0	\$15,643	\$0	\$0	\$0	\$0	\$15,643	\$0	\$0	\$0	\$15,643
		TAP_URB_WFRC		\$15,000	\$49,357	\$0	\$0	\$0	\$0	\$64,357	\$60,000	\$0	\$0	\$4,357
		Total		\$15,000	\$65,000	\$0	\$0	\$0	\$0	\$80,000	\$60,000	\$0	\$0	\$20,000
SALT L	15928	STIP	F-R299(277)	OTHER	Update Bike Cars on FrontRunner				Pedestrian/Bicycle Safety					
		Will Not Adv												
		TAP_URB_WFRC		\$0	\$194,800	\$0	\$0	\$0	\$0	\$194,800	\$181,612	\$0	\$0	\$13,188
SALT L	15929	Scoping	F-R299(278)	OTHER	'Salt Lake County Bicycle Counters - SL Valley				Pedestrian/Bicycle Safety					
		To Be Adv Dt: 01/17/20												
		LOCAL_GOV		\$0	\$85,377	\$0	\$0	\$0	\$0	\$85,377	\$0	\$0	\$0	\$85,377
		TAP_URB_WFRC		\$35,000	\$179,523	\$0	\$0	\$0	\$0	\$214,523	\$200,000	\$0	\$0	\$14,523
		Total		\$35,000	\$264,900	\$0	\$0	\$0	\$0	\$299,900	\$200,000	\$0	\$0	\$99,900



DRAFT

DRAFT STIP

UDOT electronic Program Management

Statewide Transportation Improvement Program



STIP 2020-2025

Report Run on: Aug 28, 2019, 04:20 P.M.

epm345_stip_report (Rev 1716)

Region	PIN	Status	Project No.	Rt. Beg Len	PIN Description / Project Location				Concept Description				
		Fund	Prior	2020	2021	2022	2023	CD	Total	Fed Aid	State	Other	
Salt Lake County Projects													
SALT L	15936	Scoping	F-LC35(322)	OTHER	8600 South; 5600 West to 6000 West				New Bridge/Bridge Replacement				
		To Be Adv Dt: 08/07/20											
		LOCAL_GOV		\$0	\$0	\$0	\$0	\$6,176,553	\$6,176,553	\$0	\$0	\$6,176,553	
		STP_URB_SL		\$0	\$0	\$1,072,616	\$0	\$750,831	\$1,823,447	\$1,700,000	\$0	\$123,447	
		ST_TIF		\$0	\$0	\$0	\$0	\$4,000,000	\$4,000,000	\$0	\$4,000,000	\$0	
		Total		\$0	\$0	\$1,072,616	\$0	\$0	\$10,927,384	\$12,000,000	\$1,700,000	\$6,300,000	
SALT L	16932	Scoping	F-LC35(321)	OTHER	University of Utah Hospital Stop Expansion				UTA/Transit				
		Will Not Adv											
		STP_URB_SL		\$0	\$399,400	\$0	\$0	\$0	\$399,400	\$372,361	\$0	\$27,039	
SALT L	16940	Scoping	F-LC35(319)	OTHER	Salt Lake Green Bike Share Expansion				Pedestrian/Bike facility				
		Will Not Adv											
		CMAQ_WFRC		\$0	\$0	\$0	\$0	\$400,000	\$400,000	\$400,000	\$0	\$0	
		L_PASS_MATCH		\$0	\$0	\$0	\$0	\$29,046	\$29,046	\$0	\$0	\$29,046	
		Total		\$0	\$0	\$0	\$0	\$429,046	\$429,046	\$400,000	\$0	\$29,046	
SALT L	16949	Scoping	F-LC35(317)	OTHER	Northwest Avenue Sidewalk; 5415 So to 5570 So				Pedestrian/Bike facility				
		To Be Adv Dt: 02/07/20											
		TAP_URB_WFRC		\$0	\$208,000	\$0	\$0	\$0	\$208,000	\$193,918	\$0	\$14,082	
SALT L	16950	STIP	F-LC35(318)	OTHER	Salt Lake Urbanized Area Bus Bike Rack Expansion				UTA/Transit				
		Will Not Adv											
		TAP_URB_WFRC		\$0	\$91,200	\$0	\$0	\$0	\$91,200	\$85,026	\$0	\$6,174	
SALT L	17868	Funding	NEWPROJ(17868)	OTHER	Utah & Salt Lake Canal Trail, Phase 5				Transportation Alternatives				
		To Be Adv Dt:											
NEW		LOCAL_GOV		\$0	\$0	\$3,465	\$0	\$0	\$3,465	\$0	\$0	\$3,465	
		TAP_URB_WFRC		\$0	\$0	\$96,535	\$0	\$0	\$96,535	\$90,000	\$0	\$6,535	
		Total		\$0	\$0	\$100,000	\$0	\$0	\$100,000	\$90,000	\$0	\$10,000	
SALT L	3616	Active	SP-0182(1)0		Mountain View Corridor Presevation								
		Will Not Adv											
		ST_CORR_PRES		\$12,811,234	\$48,612,766	\$0	\$0	\$0	\$61,424,000	\$0	\$61,424,000	\$0	
SALT L	3904	Active	SP-0071(14)4		700 East Corridor								
		Will Not Adv											
		ST_CORR_PRES		\$472,029	\$0	\$0	\$0	\$0	\$472,029	\$0	\$472,029	\$0	
SALT L	4308	Active	SP-9999(697)		Highland Drive Corridor								
		Will Not Adv											
		ST_CORR_PRES		\$1,368,746	\$23,255	\$0	\$0	\$0	\$1,392,000	\$0	\$1,392,000	\$0	
SALT L	4310	Active	SP-0068(32)36		Redwood Road Corridor				Chip Seal				
		Will Not Adv											
		ST_CORR_PRES		-\$128,047	\$134,904	\$0	\$0	\$0	\$6,856	\$0	\$6,856	\$0	



DRAFT

DRAFT STIP

UDOT electronic Program Management

Statewide Transportation Improvement Program



STIP 2020-2025

epm345_stip_report (Rev 1716)

Report Run on: Aug 28, 2019, 04:20 P.M.

Region	PIN	Status	Project No.	Rt. Beg Len	PIN Description / Project Location				Concept Description			State	Other
		Fund	Prior	2020	2021	2022	2023	CD	Total	Fed Aid			
Salt Lake County Projects													
SALT L	16849	Active	F-ST99(533)		FY 2019 WFRC MPO CPG SL, WVC, O/L AREAS				Annual Work Program				
		Will Not Adv			N/A Annual Work Program								
		FTA_5303	\$2,073	\$0	\$0	\$0	\$0	\$0	\$2,073	\$2,073	\$0	\$0	
		FTA_5303_100	\$0	\$651,935	\$0	\$0	\$0	\$0	\$651,935	\$651,935	\$0	\$0	
		L_PASS_MATCH	\$283,474	\$0	\$0	\$0	\$0	\$0	\$283,474	\$0	\$0	\$283,474	
		PL_WFRC	\$2,222,725	\$0	\$0	\$0	\$0	\$0	\$2,222,725	\$2,222,725	\$0	\$0	
		STP_URB_O/L	\$390,260	\$0	\$0	\$0	\$0	\$0	\$390,260	\$390,260	\$0	\$0	
		STP_URB_SL	\$636,740	\$0	\$0	\$0	\$0	\$0	\$636,740	\$636,740	\$0	\$0	
		Total	\$3,535,271	\$651,935	\$0	\$0	\$0	\$0	\$4,187,206	\$3,903,732	\$0	\$283,474	
SALT L	17015	Scoping	S-R299(301)		2550 South from 5600 West to 8000 West				New Capacity				
		Will Not Adv			2550 South from 5600 West to 8000 West								
		ST_TIF	\$2,000,000	\$500,000	\$0	\$0	\$0	\$0	\$2,500,000	\$0	\$2,500,000	\$0	
SALT L	17374	Scoping	S-R299(312)		Cottonwood Canyons Rec Hot Spot Project Placeholde				Operations/Maintenance				
		To Be Adv Dt: 11/30/21			Placeholder for the Cottonwood Canyons Rec Hot Spot Project(s)								
		ST_TIF	\$0	\$56,240,000	\$0	\$0	\$0	\$0	\$56,240,000	\$0	\$56,240,000	\$0	
SALT L	17414	Scoping	S-R299(318)		Cottonwood Canyons Transportation Study				Study				
		Will Not Adv			Little Cottonwood Canyon & Big Cottonwood Canyons (and vice versa)								
		ST_GF_HB3	\$0	\$0	\$0	\$0	\$0	\$0	\$0	\$0	\$0	\$0	
		ST_TIF	\$0	\$2,000,000	\$0	\$0	\$0	\$0	\$2,000,000	\$0	\$2,000,000	\$0	
		Total	\$0	\$2,000,000	\$0	\$0	\$0	\$0	\$2,000,000	\$0	\$2,000,000	\$0	
SALT L	17773	Active	F-ST99(614)		FY 2020 WFRC MPO CPG SLC, WVC, O/L AREAS				Annual Work Program				
		Will Not Adv			N/A Annual Work Plan								
		FTA_5303_100	\$0	\$667,872	\$0	\$0	\$0	\$0	\$667,872	\$667,872	\$0	\$0	
		L_PASS_MATCH	\$335,161	\$0	\$0	\$0	\$0	\$0	\$335,161	\$0	\$0	\$335,161	
		PL_WFRC	\$3,862,041	\$0	\$0	\$0	\$0	\$0	\$3,862,041	\$3,862,041	\$0	\$0	
		STP_URB_O/L	\$32,531	\$0	\$0	\$0	\$0	\$0	\$32,531	\$32,531	\$0	\$0	
		STP_URB_SL	\$53,076	\$0	\$0	\$0	\$0	\$0	\$53,076	\$53,076	\$0	\$0	
		Total	\$4,282,809	\$667,872	\$0	\$0	\$0	\$0	\$4,950,681	\$4,615,520	\$0	\$335,161	
SALT L	17916	STIP	S-R299(350)		Rail Access through I-80 in Western SL County				UTA/Transit				
		To Be Adv Dt:			Rail Access through I-80 in Western SL County								
		ST_TIF	\$0	\$250,000	\$0	\$0	\$0	\$0	\$250,000	\$0	\$250,000	\$0	
SALT L	17473	Proposed	NEWPROJ(17473)		Canyon Transportation Action Plan				Planning				
		To Be Adv Dt:			Canyon Transportation Action Plan								
		NEW											



DRAFT

DRAFT STIP

UDOT electronic Program Management

Statewide Transportation Improvement Program



STIP 2020-2025

Report Run on: Aug 28, 2019, 04:20 P.M.

epm345_stip_report (Rev 1716)

Region	PIN	Status	Project No.	Rt.	Beg Len	PIN Description / Project Location		Concept Description						
		Fund	Prior		2020	2021	2022	2023	CD	Total	Fed Aid	State	Other	
Salt Lake County Projects														
SALT L	11097	Active	F-LC35(219)			Jordan River Trail Gardner Village Trax Station			Pedestrian/Bicycle Safety					
		To Be Adv Dt: 08/13/19				Jordan River Trail - Gardner Village TRAX Station								
		CMAQ_PM2.5			\$160,000	\$151,785	\$0	\$0	\$0	\$0	\$311,785	\$290,677	\$0	\$21,108
		CMAQ_WFRC			\$10,000	\$0	\$0	\$0	\$0	\$0	\$10,000	\$9,323	\$0	\$677
		LOCAL_GOV			\$240,000	\$0	\$0	\$0	\$0	\$0	\$240,000	\$0	\$0	\$240,000
		Total			\$410,000	\$151,785	\$0	\$0	\$0	\$0	\$561,785	\$300,000	\$0	\$261,785
SALT L	11985	Active	F-LC35(240)			Transportation and Land Use Connection Program			Local/MPO/Other Agency Pass-Through					
		Will Not Adv				Project Planning Support - Salt Lake County								
		L_PASS_MATCH			\$76,973	\$95,646	\$41,495	\$41,495	\$0	\$0	\$255,609	\$0	\$0	\$255,609
		STP_URB_SL			\$0	\$0	\$0	\$0	\$0	\$0	\$0	\$0	\$0	\$0
		STP_URB_SL@1			\$1,460,000	\$917,146	\$571,430	\$571,430	\$0	\$0	\$3,520,006	\$3,520,006	\$0	\$0
		ST_TRANS_SOL			\$120,100	\$329,900	\$0	\$0	\$0	\$0	\$450,000	\$0	\$450,000	\$0
		Total			\$1,657,073	\$1,342,692	\$612,925	\$612,925	\$0	\$0	\$4,225,615	\$3,520,006	\$450,000	\$255,609
SALT L	12000	Scoping	F-LC35(247)			Bengal Blvd & 2300 East Round-About			Intersection Modification					
		To Be Adv Dt: 03/30/20				Bengal Blvd & 2300 East Round-About								
		CMAQ_WFRC			\$0	\$0	\$0	\$0	\$0	\$0	\$0	\$0	\$0	\$0
		CMAQ_WFRC_1			\$247,526	\$2,407,475	\$0	\$0	\$0	\$0	\$2,655,000	\$2,655,000	\$0	\$0
		LOCAL_INKIND			\$0	\$192,796	\$0	\$0	\$0	\$0	\$192,796	\$0	\$0	\$192,796
		Total			\$247,526	\$2,600,270	\$0	\$0	\$0	\$0	\$2,847,796	\$2,655,000	\$0	\$192,796
SALT L	13112	Undr Const	F-LC35(249)			Porter Rockwell Blvd (4th Seg); East Jordan Canal			New Capacity					
		Adv Dt: 04/27/19				Porter Rockwell Blvd (4th Seg); East Jordan Canal								
		LOCAL_GOV			\$0	\$1,650,000	\$0	\$0	\$0	\$0	\$1,650,000	\$0	\$0	\$1,650,000
		LOCAL_INKIND			\$0	\$656,186	\$0	\$0	\$0	\$0	\$656,186	\$0	\$0	\$656,186
		L_BETTERMENT			\$0	\$0	\$0	\$0	\$0	\$0	\$0	\$0	\$0	\$0
		STP_URB_SL			\$9,036,363	\$0	\$0	\$0	\$0	\$0	\$9,036,363	\$9,036,363	\$0	\$0
		Total			\$9,036,363	\$2,306,186	\$0	\$0	\$0	\$0	\$11,342,548	\$9,036,363	\$0	\$2,306,186
SALT L	13125	Scoping	F-LC35(254)			Sugarhouse Streetcar Double Track; 300 E to 500 E			UTA/Transit					
		Will Not Adv				Sugarhouse Streetcar Double Track; 300 E to 500 E								
		CMAQ_PM2.5			\$0	\$2,037,970	\$0	\$0	\$0	\$0	\$2,037,970	\$1,899,999	\$137,971	\$0
		CMAQ_WFRC			\$0	\$0	\$0	\$0	\$0	\$0	\$0	\$0	\$0	\$0
		LOCAL_GOV			\$0	\$4,000,000	\$0	\$0	\$0	\$0	\$4,000,000	\$0	\$0	\$4,000,000
		Total			\$0	\$6,037,970	\$0	\$0	\$0	\$0	\$6,037,970	\$1,899,999	\$137,971	\$4,000,000
SALT L	13126	Scoping	F-LC35(255)			Hillsborough Pond Park & Ride; Wasatch Blvd.			UTA/Transit					
		Will Not Adv				Hillsborough Pond Park & Ride; Wasatch Blvd.								
		CMAQ_WFRC			\$0	\$0	\$0	\$892,350	\$892,350	\$1,784,700	\$1,663,876	\$0	\$120,824	



DRAFT

DRAFT STIP

UDOT electronic Program Management

Statewide Transportation Improvement Program



STIP 2020-2025

Report Run on: Aug 28, 2019, 04:20 P.M.

epm345_stip_report (Rev 1716)

Region	PIN	Status	Project No.	Rt. Beg Len	PIN Description / Project Location				Concept Description			State	Other
		Fund	Prior	2020	2021	2022	2023	CD	Total	Fed Aid			
Salt Lake County Projects													
SALT L	13127	Scoping	F-LC35(256)		Depot District Service Center (DDSC): 669 W 200 So				UTA/Transit				
		Will Not Adv			Depot District Service Center (DDSC): 669 W 200 So								
		CMAQ_WFRC		\$0	\$1,018,985	\$0	\$0	\$0	\$0	\$1,018,985	\$950,000	\$0	\$68,985
		FTASEC_5309		\$0	\$5,560,000	\$0	\$0	\$0	\$0	\$5,560,000	\$4,448,000	\$0	\$1,112,000
		FTASEC_5339		\$0	\$0	\$0	\$0	\$0	\$0	\$0	\$0	\$0	\$0
		FTA_5339_80		\$0	\$15,750,000	\$0	\$0	\$0	\$0	\$15,750,000	\$12,600,000	\$0	\$3,150,000
		LOCAL_GOVT		\$0	\$49,731,152	\$0	\$0	\$0	\$0	\$49,731,152	\$0	\$0	\$49,731,152
		STP_URB_SL		\$0	\$3,217,848	\$0	\$0	\$0	\$0	\$3,217,848	\$3,000,000	\$0	\$217,848
		Total		\$0	\$75,277,985	\$0	\$0	\$0	\$0	\$75,277,985	\$20,998,000	\$0	\$54,279,986
SALT L	13128	Scoping	F-LC35(257)		Park & Ride Smart Boards, Cottonwood Cnys				Traveler Information				
		To Be Adv Dt: 12/24/19			Park & Ride Smart Boards, Cottonwood Cnys								
		CMAQ_WFRC		\$0	\$0	\$0	\$706,900	\$0	\$706,900	\$659,043		\$0	\$47,857
SALT L	13130	Scoping	F-LC35(259)		14600 South; Pony Express Rd to UPRR Bridge				Transportation Alternatives				
		To Be Adv Dt: 02/28/20			14600 South; Pony Express Rd to UPRR Bridge								
		CMAQ_WFRC		\$0	\$669,700	\$0	\$0	\$0	\$0	\$669,700	\$624,361	\$0	\$45,339
SALT L	13631	Scoping	F-LC35(266)		Salt Lake City - Bike Share Expansion for FY 2020				Trails				
		Will Not Adv			Salt Lake City - Bike Share Expansion								
		CMAQ_WFRC		\$25,000	\$633,361	\$0	\$0	\$0	\$0	\$658,361	\$613,790	\$0	\$44,571
SALT L	14034	Scoping	F-LC35(272)		500 West; 3300 South to 3900 South				Reconstruct & Widening				
		To Be Adv Dt: 06/01/20			500 West; 3300 South to 3900 South								
		HSIP		\$0	\$0	\$250,000	\$0	\$0	\$0	\$250,000	\$233,075	\$0	\$16,925
		STP_URB_SL		\$0	\$2,145,232	\$3,217,848	\$0	\$0	\$0	\$5,363,080	\$4,999,999	\$0	\$363,081
		Total		\$0	\$2,145,232	\$3,467,848	\$0	\$0	\$0	\$5,613,080	\$5,233,074	\$0	\$380,006
SALT L	14035	Scoping	F-LC35(273)		Highland Drive EIS				Concept Development				
		Will Not Adv			Highland Drive EIS								
		STP_URB_SL		\$0	\$0	\$1,072,616	\$3,539,633	\$0	\$0	\$4,612,249	\$4,300,000	\$0	\$312,249
SALT L	14036	Active	F-LC35(274)		Salt Lake County Area Signal Detection Upgrade				Detection				
		To Be Adv Dt: 12/13/19			Salt Lake County Area Signal Detection Upgrade								
		STP_URB_SL		\$325,000	\$1,820,232	\$0	\$0	\$0	\$0	\$2,145,232	\$2,000,000	\$145,232	\$0
SALT L	14039	Scoping	F-LC35(276)		1300 West; 6600 South to 9400 South				Reconstruct & Widening				
		To Be Adv Dt: 09/15/22			1300 West; 6600 South to 9400 South								
		LOCAL_GOVT		\$0	\$0	\$0	\$0	\$851,443	\$851,443	\$0	\$0	\$0	\$851,443
		STP_URB_SL		\$0	\$1,608,924	\$4,826,772	\$0	\$0	\$5,148,557	\$11,584,253	\$10,799,999	\$0	\$784,254
		Total		\$0	\$1,608,924	\$4,826,772	\$0	\$0	\$6,000,000	\$12,435,696	\$10,799,999	\$0	\$1,635,697
SALT L	14040	Scoping	F-LC35(277)		2200 West Reconstruction w/ Minor Widening				Reconstruct & Widening				
		To Be Adv Dt: 03/26/20			2200 West; 9400 South to 11400 South								
		STP_URB_SL		\$623,664	\$2,347,087	\$1,535,150	\$0	\$0	\$0	\$4,505,900	\$4,200,851	\$0	\$305,049



DRAFT

DRAFT STIP

UDOT electronic Program Management

Statewide Transportation Improvement Program



STIP 2020-2025

epm345_stip_report (Rev 1716)

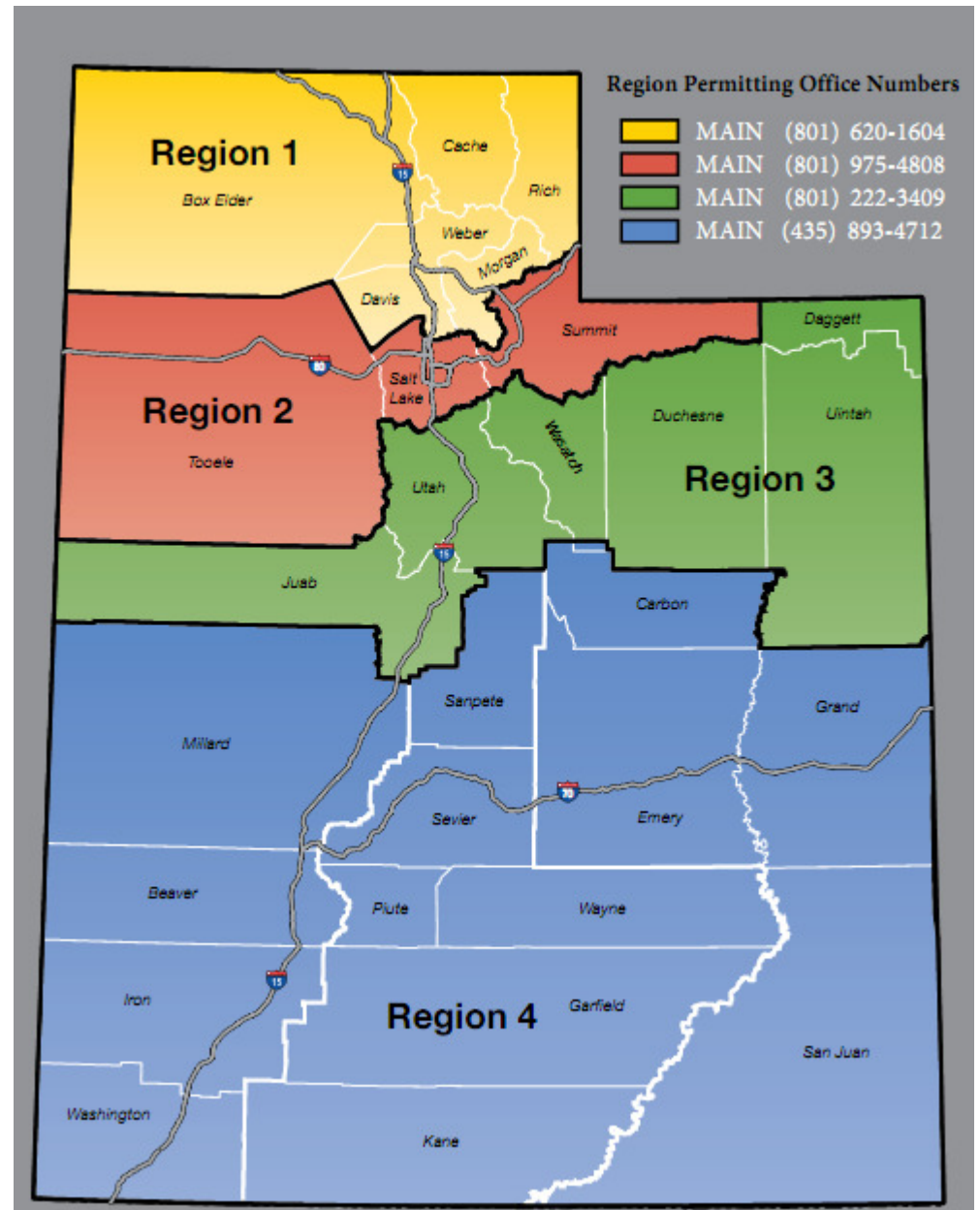
Report Run on: Aug 28, 2019, 04:20 P.M.

Region	PIN	Status	Project No.	Rt. Beg Len	PIN Description / Project Location				Concept Description				
		Fund	Prior	2020	2021	2022	2023	CD	Total	Fed Aid	State	Other	
Salt Lake County Projects													
SALT L	14041	Active	F-LC35(278)		Highland Drive; Spring Lane to Fardown Avenue				Reconstruct no widening				
		To Be Adv Dt: 10/11/19											
		EM_HPP_1702		\$250,000	\$0	\$0	\$0	\$0	\$250,000	\$200,000	\$0	\$50,000	
		EQ_BONUS(MG)		\$0	\$0	\$0	\$0	\$0	\$0	\$0	\$0	\$0	
		STP_FLX_ST		\$389,634	\$0	\$0	\$0	\$0	\$389,634	\$363,256	\$0	\$26,378	
		STP_URB_SL		\$429,906	\$1,976,693	\$0	\$0	\$0	\$2,406,599	\$2,243,672	\$0	\$162,927	
		Total		\$1,069,540	\$1,976,693	\$0	\$0	\$0	\$3,046,233	\$2,806,928	\$0	\$239,305	
SALT L	14046	Scoping	F-LC35(279)		33/35 MAX Expansion and Optimization				UTA/Transit				
		Will Not Adv											
		CMAQ_WFRC		\$0	\$3,003,325	\$0	\$0	\$0	\$3,003,325	\$2,800,000	\$0	\$203,325	
SALT L	14049	Scoping	F-LC35(282)		Bus Route Service Expansion Subsidy				UTA/Transit				
		Will Not Adv											
		CMAQ_WFRC		\$0	\$1,373,000	\$0	\$0	\$0	\$1,373,000	\$1,280,048	\$0	\$92,952	
SALT L	14054	Scoping	F-LC35(285)		1300 South Bypass; 200 East to 200 West				Pedestrian/Bicycle Safety				
		To Be Adv Dt: 08/12/20											
		TAP_URB_WFRC		\$0	\$0	\$347,528	\$0	\$0	\$347,528	\$324,000	\$0	\$23,528	
SALT L	16869	Active	F-R299(299)		SLC Bike Share Expansion - GREENbike				Transportation Alternatives				
		Will Not Adv											
		TAP_URB_WFRC		\$160,892	\$0	\$0	\$0	\$0	\$160,892	\$150,000	\$0	\$10,892	
SALT L	17493	Scoping	F-R299(320)		SLC Area Signal Detection Upgrade Phase II				Detection				
		To Be Adv Dt: 12/18/20											
		STP_URB_SL		\$0	\$0	\$1,512,168	\$0	\$0	\$1,512,168	\$1,409,794	\$0	\$102,374	
SALT L	17757	STIP	F-R299(334)		Salt Lake City - Bike Share Expansion for FY 2021				Trails				
		To Be Adv Dt:											
		CMAQ_WFRC		\$0	\$0	\$200,530	\$0	\$0	\$200,530	\$200,530	\$0	\$0	
		L_PASS_MATCH		\$0	\$0	\$14,562	\$0	\$0	\$14,562	\$0	\$0	\$14,562	
		Total		\$0	\$0	\$215,092	\$0	\$0	\$215,092	\$200,530	\$0	\$14,562	
SALT L	17758	STIP	F-R299(335)		Salt Lake City - Bike Share Expansion for FY 2022				Trails				
		To Be Adv Dt:											
		CMAQ_WFRC		\$0	\$0	\$0	\$400,530	\$0	\$400,530	\$400,530	\$0	\$0	
		L_PASS_MATCH		\$0	\$0	\$0	\$29,085	\$0	\$29,085	\$0	\$0	\$29,085	
		Total		\$0	\$0	\$0	\$429,615	\$0	\$429,615	\$400,530	\$0	\$29,085	
SALT L	17759	STIP	F-R299(336)		Salt Lake City - Bike Share Expansion for FY 2023				Trails				
		To Be Adv Dt:											
		CMAQ_WFRC		\$0	\$0	\$0	\$400,000	\$0	\$400,000	\$400,000	\$0	\$0	
		L_PASS_MATCH		\$0	\$0	\$0	\$29,046	\$0	\$29,046	\$0	\$0	\$29,046	
		Total		\$0	\$0	\$0	\$429,046	\$0	\$429,046	\$400,000	\$0	\$29,046	

Statewide

Projects that are included in programs often cross city and county lines and as a result, frequently include projects within the boundaries of one or more of the Metropolitan Planning Organizations (MPO).

The “Statewide County Projects” will identify projects and programs in each of the UDOT Regions across the state, but for programming and information are listed all together.





DRAFT
DRAFT STIP

UDOT electronic Program Management Statewide Transportation Improvement Program



STIP 2020-2025

epm345_stip_report (Rev 1716)

Report Run on: Aug 28, 2019, 04:20 P.M.

Region	PIN	Status	Project No.	Rt. Beg Len	PIN Description / Project Location				Concept Description			
		Fund	Prior	2020	2021	2022	2023	CD	Total	Fed Aid	State	Other
Statewide County Projects												
STATEW	4677	Active Will Not Adv	SP-9999(743)	OTHER	UDOT Wetland Mitigation Sites State Funded Project UDOT Wetland Mitigation Sites State Funded Project							
		ST_APPROP	\$23,311	\$0	\$0	\$0	\$0	\$0	\$23,311	\$0	\$23,311	\$0
		ST_CONST	\$604	\$9,396	\$0	\$0	\$0	\$0	\$10,000	\$0	\$10,000	\$0
		Total	\$23,916	\$9,396	\$0	\$0	\$0	\$0	\$33,311	\$0	\$33,311	\$0
STATEW	6503	Active Will Not Adv	F-SPR-2(207)	OTHER	TRANSPORTATION MANAGEMENT CENTER TRANSPORTATION MANAGEMENT CENTER - TRAFFIC MGMT COOP INFO.							
		SPR_P	\$4,431	\$45,569	\$0	\$0	\$0	\$0	\$50,000	\$50,000	\$0	\$0
		ST_ATMS	\$0	\$25,000	\$0	\$0	\$0	\$0	\$25,000	\$0	\$25,000	\$0
		Total	\$4,431	\$70,569	\$0	\$0	\$0	\$0	\$75,000	\$50,000	\$25,000	\$0
STATEW	5451	Active Will Not Adv	SP-R299(13)		Various Locations Statewide Various Locations Statewide							
		ST_CORR_PRES	\$1,437,548	\$68,505	\$0	\$0	\$0	\$0	\$1,506,052	\$0	\$1,506,052	\$0
STATEW	10903	Scoping Will Not Adv	F-TPF-5(264)		Passive Force-Displacement for Skewed Abutments Passive Force-Displacement Relationships for Skewed Abutments				Research			
		EM_2012_IBRD	\$25,000	\$0	\$0	\$0	\$0	\$0	\$25,000	\$25,000	\$0	\$0
		SPR_R_100%	\$375,000	\$0	\$0	\$0	\$0	\$0	\$375,000	\$375,000	\$0	\$0
		Total	\$400,000	\$0	\$0	\$0	\$0	\$0	\$400,000	\$400,000	\$0	\$0
STATEW	13269	Active Will Not Adv	F-TPF-5(312)		TPF-5(312) Western Maintenance Partnership Meetings with Western Maintenance Partnership (WMP)				Research			
		OTHER	\$0	\$0	\$0	\$0	\$0	\$0	\$0	\$0	\$0	\$0
		SPR_R	\$0	\$0	\$0	\$0	\$0	\$0	\$0	\$0	\$0	\$0
		SPR_R_100%	\$115,149	\$0	\$0	\$0	\$0	\$0	\$115,149	\$115,149	\$0	\$0
		ST_CONST	\$15,000	\$0	\$0	\$0	\$0	\$0	\$15,000	\$0	\$15,000	\$0
		Total	\$130,149	\$0	\$0	\$0	\$0	\$0	\$130,149	\$115,149	\$15,000	\$0
STATEW	14378	Scoping To Be Adv Dt: 01/28/16	F-ST99(379)		Develop Long Range Plan Framework Using SHRP2 C01 Develop Long Range Plan Framework Using SHRP2 C01				Planning			
		FA_SHRP2	\$300,000	\$0	\$0	\$0	\$0	\$0	\$300,000	\$300,000	\$0	\$0
		SPR_P	\$978,994	\$0	\$0	\$0	\$0	\$0	\$978,994	\$783,195	\$195,799	\$0
		Total	\$1,278,994	\$0	\$0	\$0	\$0	\$0	\$1,278,994	\$1,083,195	\$195,799	\$0
STATEW	14395	Active To Be Adv Dt: 03/07/16	S-ST99(380)		Property Inventory Study to find and document all of the properties owned by UDOT				Develop Documents			
		ST_CONST	\$204,319	\$45,681	\$0	\$0	\$0	\$0	\$250,000	\$0	\$250,000	\$0
STATEW	14647	Scoping Will Not Adv	S-ST99(394)		Statewide Storm Drain System and Outfall Mapping Statewide Storm Drain System and Outfall Mapping				Enviro. Mitigation/Storm Water Pollution/ etc			
		ST_CONST	\$20,994	\$414,006	\$0	\$0	\$0	\$0	\$435,000	\$0	\$435,000	\$0



DRAFT
DRAFT STIP

UDOT electronic Program Management Statewide Transportation Improvement Program



STIP 2020-2025

epm345_stip_report (Rev 1716)

Report Run on: Aug 28, 2019, 04:20 P.M.

Region	PIN	Status	Project No.	Rt. Beg Len	PIN Description / Project Location				Concept Description			State	Other
		Fund	Prior	2020	2021	2022	2023	CD	Total	Fed Aid			
Statewide County Projects													
STATEW	15004	Active	F-TPF-5(349)		2017 Pooled Fund Study, Western Alliance QTC				Research				
		Will Not Adv			Pooled Fund Study, Western Alliance QTC								
		OTHER		\$63,097	\$140,422	\$0	\$0	\$0	\$0	\$203,519	\$0	\$0	\$203,519
		SPR_P_100%		\$12,000	\$0	\$0	\$0	\$0	\$0	\$12,000	\$12,000	\$0	\$0
		SPR_R_100%		\$147,000	\$0	\$0	\$0	\$0	\$0	\$147,000	\$147,000	\$0	\$0
		Total		\$222,097	\$140,422	\$0	\$0	\$0	\$0	\$362,519	\$159,000	\$0	\$203,519
STATEW	15017	Scoping	F-TPF-5(350)		TPF-5(350) Development of NGL				Research				
		Will Not Adv			Research								
		LOCAL_GOV		\$0	\$0	\$0	\$0	\$0	\$0	\$0	\$0	\$0	\$0
		OTHER		\$20,000	\$20,000	\$0	\$0	\$0	\$0	\$40,000	\$0	\$0	\$40,000
		SPR_R_100%		\$100,000	\$0	\$0	\$0	\$0	\$0	\$100,000	\$100,000	\$0	\$0
		Total		\$120,000	\$20,000	\$0	\$0	\$0	\$0	\$140,000	\$100,000	\$0	\$40,000
STATEW	15032	Active	S-ST99(417)		Wet Weather Monitoring				Drainage - Maint				
		Will Not Adv			Statewide ; Wet Water Sampling Project								
		ST_CODE_ONE		\$3,398	\$574,102	\$0	\$0	\$0	\$0	\$577,500	\$0	\$577,500	\$0
STATEW	15069	Active	F-ST99(425)		FY17 FTA 5304 Statewide / Rural Transit Planning				UTA/Transit				
		Will Not Adv			Statewide Rural Transit Planning								
		FTA_5304_80%		\$1,254,632	\$0	\$0	\$0	\$0	\$0	\$1,254,632	\$1,254,632	\$0	\$0
		L_PASS_MATCH		\$0	\$289,554	\$0	\$0	\$0	\$0	\$289,554	\$0	\$0	\$289,554
		Total		\$1,254,632	\$289,554	\$0	\$0	\$0	\$0	\$1,544,185	\$1,254,632	\$0	\$289,554
STATEW	15590	Active	F-ST99(464)		FISCAL YEAR 2018-2019 LTAP PROGRAM				Annual Work Program				
		Will Not Adv			N/A Fiscal Year 2018 LTAP Program								
		FA_LTAP		\$610,280	\$0	\$0	\$0	\$0	\$0	\$610,280	\$305,140	\$305,140	\$0
STATEW	15880	Scoping	S-ST99(480)		RECREATION & TOURISM PROGRAM DEVELOPMENT & ADMIN.				Develop Documents				
		Will Not Adv			Recreation & Tourism Program								
		ST_TIF		\$119,116	\$0	\$0	\$0	\$0	\$0	\$119,116	\$0	\$119,116	\$0
STATEW	16050	Scoping	F-ST99(499)		Project Management Training				Education				
		To Be Adv Dt: 02/13/19			Statewide training								
		FA_MISC		\$7,661	\$0	\$0	\$0	\$0	\$0	\$7,661	\$6,129	\$1,532	\$0
STATEW	16101	Scoping	F-ST99(500)		Highway Use Tax Evasion Project FY 2018- 2021				Annual Work Program				
		Will Not Adv			N/A								
		FA_MISC_100%		\$0	\$0	\$0	\$0	\$0	\$0	\$0	\$0	\$0	\$0
		STP_FLX_ST		\$287,200	\$143,600	\$143,600	\$0	\$0	\$0	\$574,400	\$574,400	\$0	\$0
		Total		\$287,200	\$143,600	\$143,600	\$0	\$0	\$0	\$574,400	\$574,400	\$0	\$0



DRAFT

DRAFT STIP

UDOT electronic Program Management Statewide Transportation Improvement Program



STIP 2020-2025

Report Run on: Aug 28, 2019, 04:20 P.M.

epm345_stip_report (Rev 1716)

Region	PIN	Status	Project No.	Rt. Beg Len	PIN Description / Project Location				Concept Description			
		Fund	Prior	2020	2021	2022	2023	CD	Total	Fed Aid	State	Other
Statewide County Projects												
STATEW	16752	Active	F-ST99(517)		Resilience & Durability of Our Transportation Sys.				Research			
		Will Not Adv			Improvements to the Resilience and Durability of our Transportation System							
		FA_MISC_100%	\$249,990	\$0	\$0	\$0	\$0	\$0	\$249,990	\$249,990	\$0	\$0
		ST_MATCH	\$0	\$74,672	\$0	\$0	\$0	\$0	\$74,672	\$0	\$74,672	\$0
		Total	\$249,990	\$74,672	\$0	\$0	\$0	\$0	\$324,662	\$249,990	\$74,672	\$0
STATEW	16761	Active	F-TPF-5(381)		TPF-5(381) Evaluation of Lateral Pile Resistance				Study			
		Will Not Adv			Study							
		SPR_P_100%	\$20,000	\$0	\$0	\$0	\$0	\$0	\$20,000	\$20,000	\$0	\$0
		SPR_R_100%	\$210,000	\$0	\$0	\$0	\$0	\$0	\$210,000	\$210,000	\$0	\$0
		Total	\$230,000	\$0	\$0	\$0	\$0	\$0	\$230,000	\$230,000	\$0	\$0
STATEW	17039	Scoping	S-ST99(561)		Document Controls for Project Delivery				Education			
		Will Not Adv			Document Controls for Project Delivery							
		ST_TIF	\$158,813	\$93,187	\$0	\$0	\$0	\$0	\$252,000	\$0	\$252,000	\$0
STATEW	17049	Active	S-ST99(562)		UVISION - Statewide Planning Development				Staffing Support			
		Will Not Adv			UVISION - Statewide Planning Development							
		ST_PR	\$83,208	\$66,792	\$0	\$0	\$0	\$0	\$150,000	\$0	\$150,000	\$0
STATEW	17120	Active	F-ST99(567)		Measuring Multimodal Network Connectivity				Planning			
		Will Not Adv			Project Name - Measuring Multimodal Network Connectivity							
		FA_MISC	\$76,400	\$0	\$0	\$0	\$0	\$0	\$76,400	\$61,120	\$15,280	\$0
STATEW	17138	Active	F-ST99(568)		Freight Demand Modeling and Data Improvement				Planning			
		Will Not Adv			Freight Demand Modeling and Data Improvement - SHRP2							
		FA_SHRP2	\$141,478	\$0	\$0	\$0	\$0	\$0	\$141,478	\$141,478	\$0	\$0
STATEW	17279	Active	F-ST99(571)		MBDC AID Grant				Data System Development/Enhancement			
		Will Not Adv			The AID grant will be used to capture data from multiple MBDC pilots on roadway projects that have yet to be selected							
		FA_MISC	\$1,250,000	\$0	\$0	\$0	\$0	\$0	\$1,250,000	\$1,000,000	\$250,000	\$0
STATEW	17384	Active	F-TPF-5(394)		Western Maintenance Partnership - Phase 3				Planning			
		Will Not Adv			Western Maintenance Partnership & Phase 3							
		OTHER	\$15,000	\$0	\$0	\$0	\$0	\$0	\$15,000	\$0	\$0	\$15,000
		SPR_P_100%	\$5,000	\$0	\$0	\$0	\$0	\$0	\$5,000	\$5,000	\$0	\$0
		SPR_R_100%	\$35,000	\$0	\$0	\$0	\$0	\$0	\$35,000	\$35,000	\$0	\$0
		Total	\$55,000	\$0	\$0	\$0	\$0	\$0	\$55,000	\$40,000	\$0	\$15,000
STATEW	17482	Active	F-ST99(578)		FISCAL YEAR 2020-2021 LTAP PROGRAM				Annual Work Program			
		Will Not Adv			Annual Work Program							
		FA_LTAP	\$300,000	\$0	\$0	\$0	\$0	\$0	\$300,000	\$150,000	\$150,000	\$0



DRAFT

DRAFT STIP

UDOT electronic Program Management

Statewide Transportation Improvement Program



STIP 2020-2025

Report Run on: Aug 28, 2019, 04:20 P.M.

epm345_stip_report (Rev 1716)

Region	PIN	Status	Project No.	Rt. Beg Len	PIN Description / Project Location				Concept Description			
		Fund	Prior	2020	2021	2022	2023	CD	Total	Fed Aid	State	Other
Statewide County Projects												
STATEW	17606	STIP	S-ST99(584)		Infrastructure for Emerging Vehicle Technology				ATMS			
		Will Not Adv			"Infrastructure for emerging vehicle technology."							
		LOCAL_GOV		\$150,000	\$0	\$0	\$0	\$0	\$150,000	\$0	\$0	\$150,000
		ST_CONST		\$0	\$200,000	\$0	\$0	\$0	\$200,000	\$0	\$200,000	\$0
		Total		\$150,000	\$200,000	\$0	\$0	\$0	\$350,000	\$0	\$200,000	\$150,000
STATEW	17778	Active	S-ST99(616)		FY2020 Statewide Pavement Management				Develop Documents			
		Will Not Adv			N/A							
		ST_PVMT		\$0	\$1,050,000	\$0	\$0	\$0	\$1,050,000	\$0	\$1,050,000	\$0
STATEW	17779	Active	F-ST99(617)		FY2020 Mandli Communications Collection				Develop Documents			
		Will Not Adv			N/A							
		HSIP		\$0	\$480,000	\$0	\$0	\$0	\$480,000	\$447,504	\$32,496	\$0
		ST_PVMT		\$0	\$950,000	\$0	\$0	\$0	\$950,000	\$0	\$950,000	\$0
		Total		\$0	\$1,430,000	\$0	\$0	\$0	\$1,430,000	\$447,504	\$982,496	\$0
STATEW	17895	Scoping	F-ST99(625)		FY20-21 FTA 5304 Statewide / Rural Transit Plannin				UTA/Transit			
		Will Not Adv			N/A							
		FTA_5304_80%		\$454,531	\$0	\$0	\$0	\$0	\$454,531	\$454,531	\$0	\$0
		L_PASS_MATCH		\$0	\$113,633	\$0	\$0	\$0	\$113,633	\$0	\$0	\$113,633
		Total		\$454,531	\$113,633	\$0	\$0	\$0	\$568,164	\$454,531	\$0	\$113,633
STATEW	12668	Active	F-ST99(262)		GIS / Enterprise Data Management Support				Staffing Support			
		Will Not Adv			Statewide; Staffing Support							
		HSIP		\$200,000	\$0	\$0	\$0	\$0	\$200,000	\$186,460	\$13,540	\$0
		SEC164_HSIP		\$0	\$0	\$0	\$0	\$0	\$0	\$0	\$0	\$0
		SPR_P		\$165,000	\$50,000	\$0	\$0	\$0	\$215,000	\$172,000	\$43,000	\$0
		SPR_R		\$35,000	\$0	\$0	\$0	\$0	\$35,000	\$28,000	\$7,000	\$0
		ST_CONST		\$0	\$0	\$0	\$0	\$0	\$0	\$0	\$0	\$0
		Total		\$400,000	\$50,000	\$0	\$0	\$0	\$450,000	\$386,460	\$63,540	\$0

Tooele County

In October 2004, the Tooele Valley Rural Planning Organization (RPO) was formed to establish a process to assist the local jurisdictions within Tooele Valley in working cooperatively to plan the transportation system and prioritize transportation projects.

Although Tooele County is not within the Urbanized Boundaries of Wasatch Front Regional Council (WFRC), they are a member of the Regional Council Board and as such, their projects are included in the WFRC TIP as a resource to the County and the Cities and Towns.

The Cities and Towns of Tooele County include;

Grantsville City

Ophir Town

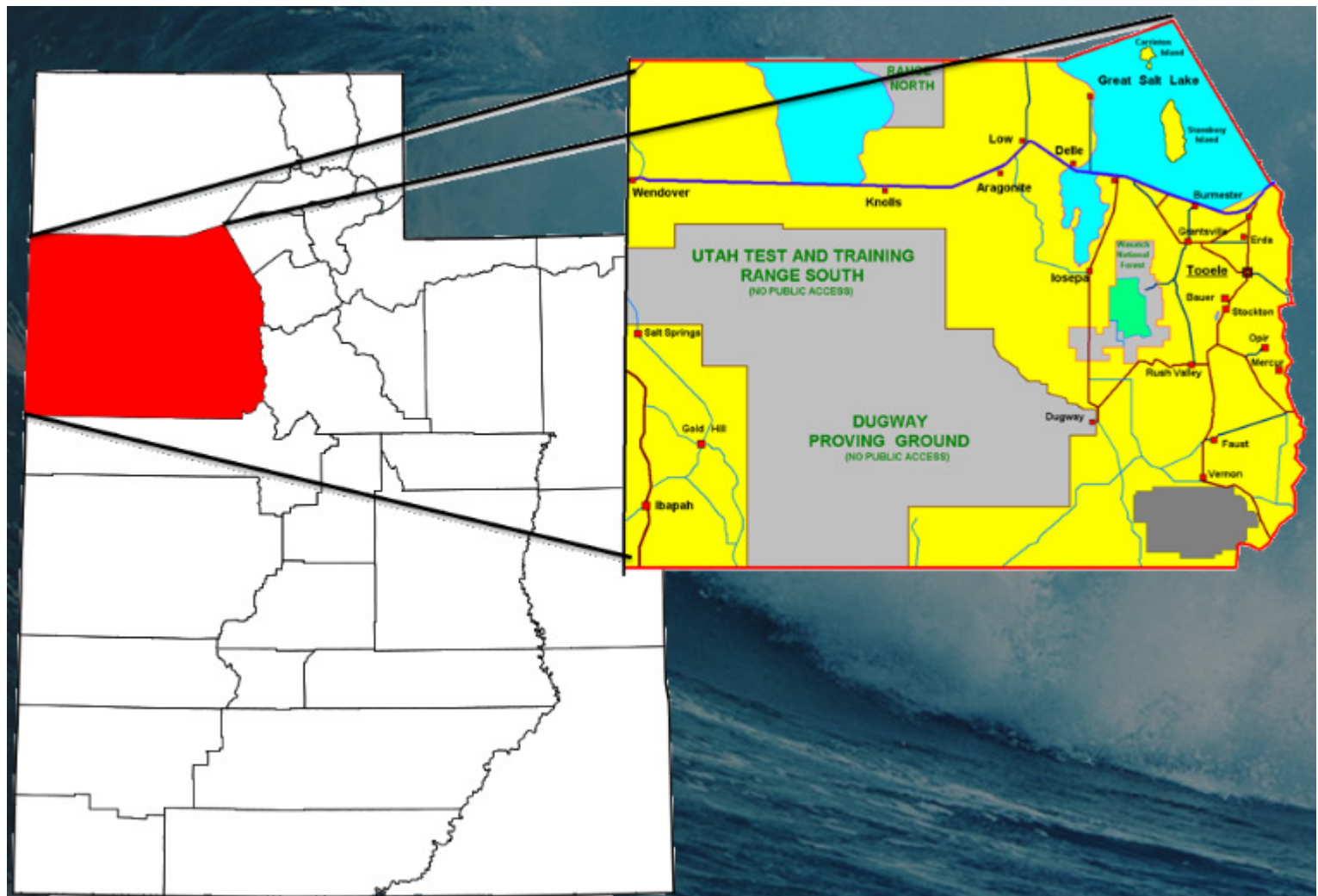
Rush Valley Town

Stockton Town

Tooele City

Vernon Town

Wendover City





DRAFT

DRAFT STIP

UDOT electronic Program Management

Statewide Transportation Improvement Program



STIP 2020-2025

epm345_stip_report (Rev 1716)

Report Run on: Aug 28, 2019, 04:20 P.M.

Region	PIN	Status	Project No.	Rt.	Beg	Len	PIN Description / Project Location				Concept Description			State	Other
		Fund	Prior		2020		2021	2022	2023		CD	Total	Fed Aid		
Tooele County Projects															
TOOELE	16671	Scoping Will Not Adv	F-0036(45)65	36	65	1	SR-36; Lane Widening (Environmental) SR-36; MP 64.65 - 65.75				Rehabilitation or Replacement				
		STP_FLX_ST	\$100,000		\$0		\$0	\$0	\$0		\$0	\$100,000	\$93,230	\$6,770	\$0
TOOELE	16768	Scoping Will Not Adv	F-LC45(18)	36	55	1	Tooele County On-Demand Service SR-36; MP 55.50 - 56.06				Local/MPO/Other Agency Pass-Through				
		CMAQ_TOOELE	\$0		\$233,464		\$0	\$0	\$0		\$0	\$233,464	\$217,658	\$0	\$15,806
		L_PASS_MATCH	\$0		\$16,953		\$0	\$0	\$0		\$0	\$16,953	\$0	\$0	\$16,953
		Total	\$0		\$250,417		\$0	\$0	\$0		\$0	\$250,417	\$217,658	\$0	\$32,759
TOOELE	16769	Scoping Will Not Adv	F-LC45(19)	36	56		Tooele - Flex Route 402 Service SR-36; MP 55.57 - 56.06				Local/MPO/Other Agency Pass-Through				
		CMAQ_TOOELE	\$0		\$120,000		\$0	\$0	\$0		\$0	\$120,000	\$111,876	\$0	\$8,124
		L_PASS_MATCH	\$0		\$8,714		\$0	\$0	\$0		\$0	\$8,714	\$0	\$0	\$8,714
		Total	\$0		\$128,714		\$0	\$0	\$0		\$0	\$128,714	\$111,876	\$0	\$16,838
TOOELE	11856	Scoping Will Not Adv	S-0138(19)18	138	18		SR-138 & Village Road Improvements, Tooele County SR-138; MP 18.13 - 18.25				Small Urban				
		LOCAL_GOV	\$0		\$0		\$0	\$0	\$0		\$0	\$0	\$0	\$0	\$0
		L_PASS_MATCH	\$0		\$61,724		\$0	\$0	\$0		\$0	\$61,724	\$0	\$0	\$61,724
		STP_SU_JHC	\$0		\$0		\$0	\$0	\$0		\$0	\$0	\$0	\$0	\$0
		ST_PVMT_LV2	\$850,000		\$0		\$0	\$0	\$0		\$0	\$850,000	\$0	\$850,000	\$0
		Total	\$850,000		\$61,724		\$0	\$0	\$0		\$0	\$911,724	\$0	\$850,000	\$61,724
TOOELE	15578	Scoping Will Not Adv	F-0138(15)19	138	19		SR-138; Pedestrian Crossing (Stansbury) SR-138; MP 19.40 - 19.45				Pedestrian/Bicycle Safety				
		CMAQ_TOOELE	\$214,523		\$0		\$0	\$0	\$0		\$0	\$214,523	\$200,000	\$0	\$14,523
		ST_RET_ROW	\$400,000		\$0		\$0	\$0	\$0		\$0	\$400,000	\$0	\$400,000	\$0
		ST_TRANS_SOL	\$0		\$0		\$0	\$0	\$0		\$0	\$0	\$0	\$0	\$0
		Total	\$614,523		\$0		\$0	\$0	\$0		\$0	\$614,523	\$200,000	\$400,000	\$14,523
TOOELE	16770	Scoping To Be Adv Dt: 12/24/19	F-2651(2)0	2651			Grantsville West Durfee Sidewalk Cnty:FA-2651; MP .20 - .40				Transportation Alternatives				
		CMAQ_TOOELE	\$0		\$207,157		\$0	\$0	\$0		\$0	\$207,157	\$207,157	\$0	\$0
		LOCAL_MATCH	\$0		\$15,042		\$0	\$0	\$0		\$0	\$15,042	\$0	\$0	\$15,042
		L_PASS_MATCH	\$0		\$0		\$0	\$0	\$0		\$0	\$0	\$0	\$0	\$0
		Total	\$0		\$222,199		\$0	\$0	\$0		\$0	\$222,199	\$207,157	\$0	\$15,042
TOOELE	14421	Awarded Adv Dt: 05/11/19	S-R299(259)	MULT			SR-179; Midvalley Highway MP 0.0 to MP 4.0 SR-138; MP 14.50 - 14.50 & I-80; MP 95.20 - 95.20 & midvalley hwy				New Capacity				
		L_BETTERMENT	\$0		\$32,120		\$0	\$0	\$0		\$0	\$32,120	\$0	\$0	\$32,120
		ST_TIF	\$6,018,386		\$35,000,000		\$28,381,614	\$0	\$0		\$0	\$69,400,000	\$0	\$69,400,000	\$0
		Total	\$6,018,386		\$35,032,120		\$28,381,614	\$0	\$0		\$0	\$69,432,120	\$0	\$69,400,000	\$32,120



DRAFT

DRAFT STIP

UDOT electronic Program Management

Statewide Transportation Improvement Program



STIP 2020-2025

epm345_stip_report (Rev 1716)

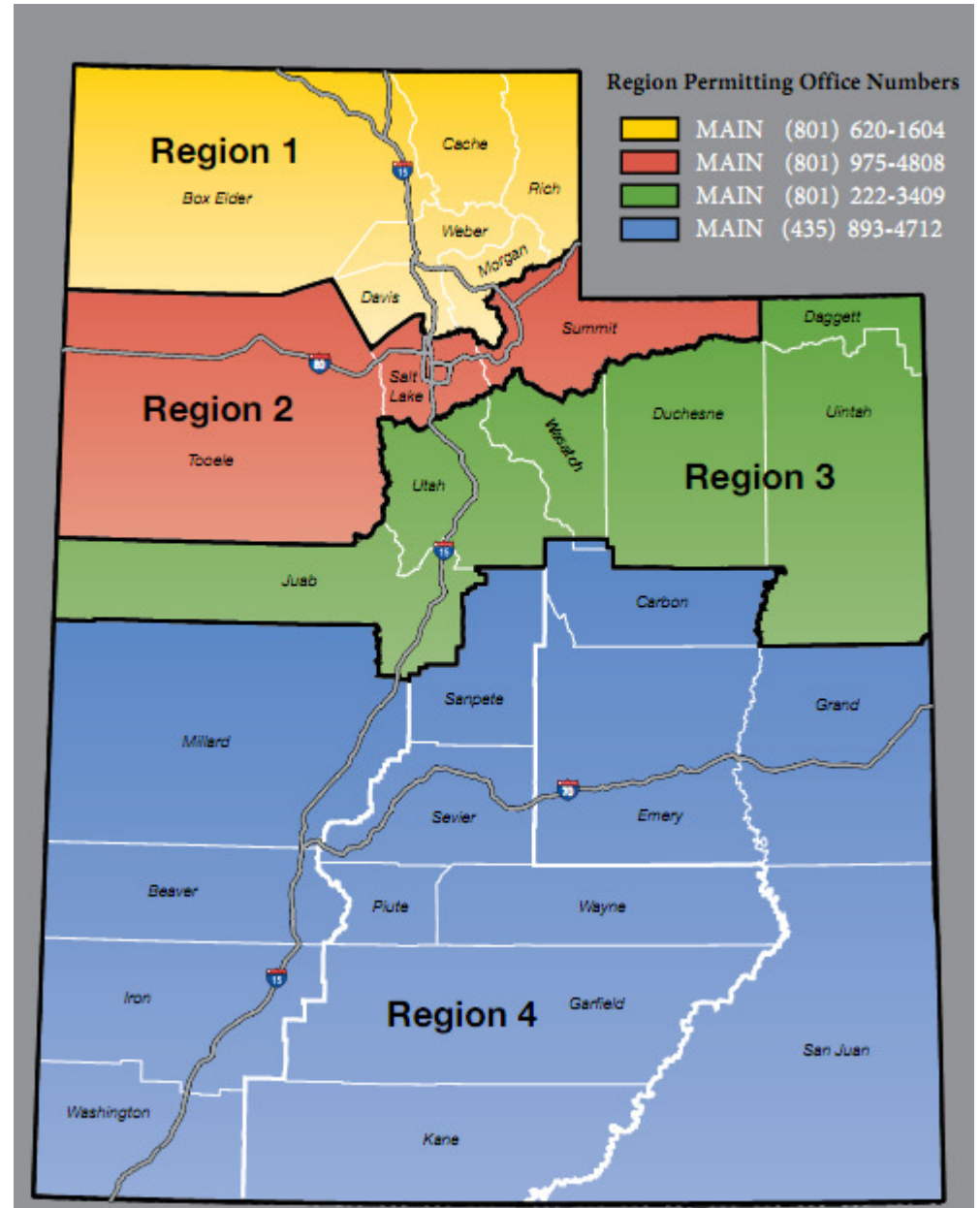
Report Run on: Aug 28, 2019, 04:20 P.M.

Region	PIN	Status	Project No.	Rt. Beg Len	PIN Description / Project Location				Concept Description			
		Fund	Prior	2020	2021	2022	2023	CD	Total	Fed Aid	State	Other
Tooele County Projects												
TOOELE	16276	Funding	NEWPROJ(16276)	MULT	Knolls Interchange Bridge Rehabilitation				Rehabilitation or Replacement			
		To Be Adv Dt:			Cross Over - Knolls; MP .00 - .30 & I-80; MP 41.14 - 41.38 & I-80; MP 41.15 - 41.38							
NEW		ST_BRIDGE		\$0	\$0	\$400,000	\$2,300,000	\$0	\$0	\$2,700,000	\$0	\$2,700,000
TOOELE	16588	Scoping	F-R299(297)	OTHER	Tom's Lane South Extension				Small Urban			
		To Be Adv Dt: 09/09/22			Tom's Lane South Extension							
		STP_SU_JHC		\$0	\$0	\$158,567	\$1,427,099	\$0	\$0	\$1,585,665	\$1,478,315	\$107,350
TOOELE	16603	Scoping	F-R199(257)	OTHER	Burmester Road Improvement				Non-Urban			
		To Be Adv Dt: 09/09/22			Burmester Road Improvement (Grantsville City Limit North 1.6 miles)							
		LOCAL_GOV		\$0	\$0	\$0	\$23,847	\$0	\$214,621	\$238,468	\$0	\$238,468
		STP_RURAL		\$0	\$0	\$0	\$214,523	\$0	\$1,930,709	\$2,145,232	\$2,000,000	\$145,232
		Total		\$0	\$0	\$0	\$238,370	\$0	\$2,145,330	\$2,383,700	\$2,000,000	\$383,700
TOOELE	13887	Scoping	S-R299(207)	OTHER	Mormon Trail Road, Phase II				Non-Urban			
		Will Not Adv			Mormon Trail Road, Phase II							
		LOCAL_GOV		\$0	\$0	\$0	\$0	\$0	\$0	\$0	\$0	\$0
		L_PASS_MATCH		\$0	\$123,447	\$0	\$0	\$0	\$0	\$123,447	\$0	\$123,447
		STP_RURAL		\$0	\$0	\$0	\$0	\$0	\$0	\$0	\$0	\$0
		ST_EXCHANGE		\$0	\$1,700,000	\$0	\$0	\$0	\$0	\$1,700,000	\$0	\$1,700,000
		ST_PVMT_LV2		\$0	\$0	\$0	\$0	\$0	\$0	\$0	\$0	\$0
		Total		\$0	\$1,823,447	\$0	\$0	\$0	\$0	\$1,823,447	\$0	\$1,700,000
TOOELE	13891	Scoping	F-R299(204)		Midvalley Highway ROW				ROW			
		Will Not Adv			The new midvalley highway as identified in the enviornmental document							
		EM_HPP_1702		\$0	\$0	\$0	\$0	\$0	\$0	\$0	\$0	\$0
		EM_RPF1@93.2		\$560,381	\$0	\$0	\$0	\$0	\$0	\$560,381	\$560,381	\$0
		EQ_BONUS(MG)		\$0	\$0	\$0	\$0	\$0	\$0	\$0	\$0	\$0
		HPP_1702@100		\$1,225,998	\$0	\$0	\$0	\$0	\$0	\$1,225,998	\$1,225,998	\$0
		L_PASS_MATCH		\$157,387	\$0	\$0	\$0	\$0	\$0	\$157,387	\$0	\$157,387
		STP_FLX_ST		\$5,978	\$0	\$0	\$0	\$0	\$0	\$5,978	\$5,978	\$0
		Total		\$1,949,744	\$0	\$0	\$0	\$0	\$0	\$1,949,744	\$1,792,357	\$157,387
TOOELE	12926	Scoping	F-R299(193)		Tooele Co. 1 Call - 1 Click Center & Outreach Prgm				UTA/Transit			
		Will Not Adv			Tooele County - One Call - One Click Center & Veterans Outreach Program							
		FA_MISC		\$0	\$177,230	\$0	\$0	\$0	\$0	\$177,230	\$177,230	\$0
		FA_MISC_100%		\$0	\$50,000	\$0	\$0	\$0	\$0	\$50,000	\$50,000	\$0
		LOCAL_GOV		\$0	\$50,537	\$0	\$0	\$0	\$0	\$50,537	\$0	\$50,537
		Total		\$0	\$277,767	\$0	\$0	\$0	\$0	\$277,767	\$227,230	\$50,537
TOOELE	15565	Scoping	F-LC45(16)		Tooele County Ondemand Service				Local/MPO/Other Agency Pass-Through			
		Will Not Adv			Tooele County							
		CMAQ_TOOELE		\$383,464	\$0	\$0	\$0	\$0	\$0	\$383,464	\$383,464	\$0
		L_PASS_MATCH		\$0	\$27,846	\$0	\$0	\$0	\$0	\$27,846	\$0	\$27,846
		Total		\$383,464	\$27,846	\$0	\$0	\$0	\$0	\$411,310	\$383,464	\$27,846

Various

Projects that are included in “Various Projects” often cross city and county lines and as a result, frequently include projects within the boundaries of one or more of the Metropolitan Planning Organization (MPO).

The “Various Projects” will identify projects and programs in each of the UDOT Regions across the state, but for programming and information are listed all together.





DRAFT

DRAFT STIP

UDOT electronic Program Management

Statewide Transportation Improvement Program



STIP 2020-2025

epm345_stip_report (Rev 1716)

Report Run on: Aug 28, 2019, 04:20 P.M.

Region	PIN	Status	Project No.	Rt.	Beg	Len	PIN Description / Project Location				Concept Description				
		Fund	Prior		2020		2021	2022	2023	CD	Total	Fed Aid	State	Other	
Various County Projects															
VARIOU	11438	Undr Const	S-I15-1(115)38	15	37	7	I-15; MP 37 - MP 44, Add NB Climbing Lane				Passing Lane				
		Adv Dt: 03/23/19					I-15; MP 37.00 - 44.00								
		L_BETTERMENT	\$68,164		\$0		\$0	\$0	\$0	\$0	\$68,164	\$0	\$0	\$68,164	
		STP_FLX_ST	\$0		\$0		\$0	\$0	\$0	\$0	\$0	\$0	\$0	\$0	
		ST_PVMT	\$759,331		\$1,640,669		\$0	\$0	\$0	\$0	\$2,400,000	\$0	\$2,400,000	\$0	
		ST_TIF	\$952,937		\$20,154,918		\$892,145	\$0	\$0	\$0	\$22,000,000	\$0	\$22,000,000	\$0	
		Total	\$1,780,433		\$21,795,587		\$892,145	\$0	\$0	\$0	\$24,468,164	\$0	\$24,400,000	\$68,164	
VARIOU	12305	Active	F-I15-5(46)194	15	194	7	I-15; Juab Co. Line to Sevier River				High Volume				
		To Be Adv Dt: 09/03/19					I-15; MP 193.70 - 200.70								
		NHPP_IM	\$138,000		\$14,962,000		\$0	\$0	\$0	\$0	\$15,100,000	\$14,221,180	\$878,820	\$0	
VARIOU	13822	Undr Const	F-I15-7(328)332	15	330	11	I-15; SR-232 to I-84				Widen Existing Facility				
		Adv Dt: 01/26/19					I-15; MP 329.79 - 340.71 & I-15; Hill Field Road to Davis/Weber County Line to I-84								
		NHPP_BR	\$8,622,688		\$0		\$0	\$0	\$0	\$0	\$8,622,688	\$8,038,932	\$583,756	\$0	
		NHPP_IM	\$6,110,964		\$0		\$0	\$0	\$0	\$0	\$6,110,964	\$5,755,306	\$355,658	\$0	
		NHPP_NHS	\$653,531		\$0		\$0	\$0	\$0	\$0	\$653,531	\$609,287	\$44,244	\$0	
		STP_BRIDGE	\$0		\$3,000,000		\$0	\$0	\$0	\$0	\$3,000,000	\$2,796,900	\$203,100	\$0	
		STP_FLX_ST	\$0		\$8,889,036		\$0	\$0	\$0	\$0	\$8,889,036	\$8,287,248	\$601,788	\$0	
		STP_HIF_O/L	\$1,962,186		\$0		\$0	\$0	\$0	\$0	\$1,962,186	\$1,829,346	\$132,840	\$0	
		STP_URB_O/L	\$11,179,073		\$15,198,965		\$0	\$0	\$0	\$0	\$26,378,038	\$24,592,244	\$1,785,793	\$0	
		ST_TIF	\$14,612,672		\$54,393,999		\$38,376,886	\$0	\$0	\$0	\$107,383,557	\$0	\$107,383,557	\$0	
		Total	\$43,141,114		\$81,482,000		\$38,376,886	\$0	\$0	\$0	\$163,000,000	\$51,909,264	\$111,090,736	\$0	
VARIOU	13224	Scoping	S-R199(185)	30	91	18	SR-30; Environmental Document, I-15 to SR-252				Document EA/EIS				
		Will Not Adv					SR-30; MP 90.62 - 108.66								
		ST_TIF	\$1,592,583		\$657,417		\$0	\$0	\$0	\$0	\$2,250,000	\$0	\$2,250,000	\$0	
VARIOU	1793	Undr Const	SP-0067(1)0	67		14	Legacy Parkway Project - *ROW*								
		Adv Dt: 05/10/03					SR-67; MP .00 - 14.00 & I-15; MP 350.00 - 352.00								
		ST_CHF	\$388,700,884		\$3,984,326		\$0	\$0	\$0	\$0	\$392,685,210	\$0	\$392,685,210	\$0	
VARIOU	4278	Active	SP-0089(98)334	89	398	11	US-89 Corridor Preservation								
		Will Not Adv					US-89; MP 397.55 - 408.38								
		ST_CONT_R1	\$1,000		\$0		\$0	\$0	\$0	\$0	\$1,000	\$0	\$1,000	\$0	
		ST_CORR_PRES	\$2,491,344		\$9,996,885		\$0	\$0	\$0	\$0	\$12,488,229	\$0	\$12,488,229	\$0	
		Total	\$2,492,344		\$9,996,885		\$0	\$0	\$0	\$0	\$12,489,229	\$0	\$12,489,229	\$0	
VARIOU	13821	Scoping	S-0089(406)398	89	398	9	US-89; Farmington to I-84				TIF - Transportation Investment Fund				
		To Be Adv Dt: 01/11/21					US-89; MP 398.00 - 406.64 & US-89; I-84 to Antelope Drive, I-84 to Harrison								
		LOCAL_GOV	\$86,658		\$0		\$0	\$0	\$0	\$0	\$86,658	\$0	\$0	\$86,658	
		ST_TIF	\$66,029,560		\$92,000,000		\$131,000,000	\$140,000,000	\$0	\$42,620,440	\$471,650,000	\$0	\$471,650,000	\$0	
		Total	\$66,116,217		\$92,000,000		\$131,000,000	\$140,000,000	\$0	\$42,620,440	\$471,736,658	\$0	\$471,650,000	\$86,658	



DRAFT

DRAFT STIP

UDOT electronic Program Management

Statewide Transportation Improvement Program



STIP 2020-2025

Report Run on: Aug 28, 2019, 04:20 P.M.

epm345_stip_report (Rev 1716)

Region	PIN	Status	Project No.	Rt.	Beg	Len	PIN Description / Project Location				Concept Description			State	Other
		Fund	Prior		2020		2021	2022	2023		CD	Total	Fed Aid		
Various County Projects															
VARIOU	13051	Scoping	S-R199(177)	108	4	9	SR-108; Corridor Preservation				Corridor Preservation				
		Will Not Adv					SR-108; MP 4.01 - 12.92								
		ST_CORR_PRES			\$590,720		\$76,374	\$0	\$0	\$0	\$0	\$667,094	\$0	\$667,094	\$0
VARIOU	14775	Scoping	F-R499(287)	3270		6	Wayne County Fish Lake Cutoff Road				Non-Urban				
		To Be Adv Dt: 03/31/21					Cnty:FA-3270; MP .00 - 5.80 & Fish Lake Cutoff Road 7 Miles West of Loa MP 0.0 to MP 5.77								
		STP_RURAL			\$0		\$201,900	\$1,817,100	\$0	\$0	\$0	\$2,019,000	\$1,882,314	\$0	\$136,686
VARIOU	11828	Undr Const	F-I80-4(151)139	MULT			I-80; Parleys Summit to Jeremy Ranch WB Truck Lane				Passing Lane				
		Adv Dt: 12/12/17					I-80; MP 139.44 - 141.84 & I-80; MP 138.78 - 142.00								
		EM_RPF9@80	\$2,214		\$0		\$0	\$0	\$0	\$0	\$0	\$2,214	\$1,771	\$443	\$0
		EM_RPF9@93.2	\$588,335		\$0		\$0	\$0	\$0	\$0	\$0	\$588,335	\$548,505	\$39,830	\$0
		EM_RPS9@80	\$2,270		\$0		\$0	\$0	\$0	\$0	\$0	\$2,270	\$1,816	\$454	\$0
		EM_RPS9@93.2	\$202,569		\$0		\$0	\$0	\$0	\$0	\$0	\$202,569	\$188,855	\$13,714	\$0
		IM	\$405,922		\$0		\$0	\$0	\$0	\$0	\$0	\$405,922	\$382,297	\$23,625	\$0
		NHPP_IM	\$11,954,727		\$0		\$0	\$0	\$0	\$0	\$0	\$11,954,727	\$11,258,962	\$695,765	\$0
		STP_FLX_ST	\$8,188,313		\$0		\$0	\$0	\$0	\$0	\$0	\$8,188,313	\$7,633,964	\$554,349	\$0
		ST_CONT_PG	\$10,092		\$49,908		\$0	\$0	\$0	\$0	\$0	\$60,000	\$0	\$60,000	\$0
		ST_TIF	\$0		\$0		\$0	\$0	\$0	\$0	\$0	\$0	\$0	\$0	\$0
		ST_TIF_SB229	\$0		\$0		\$0	\$0	\$0	\$0	\$0	\$0	\$0	\$0	\$0
		Total	\$21,354,442		\$49,908		\$0	\$0	\$0	\$0	\$0	\$21,404,350	\$20,016,171	\$1,388,180	\$0
VARIOU	12674	Undr Const	F-0068(97)64	MULT			SR-68; I-215 Interchange Reconstruct.				Choke Point				
		Adv Dt: 11/11/17					I-215; MP 27.44 - 27.44 & I-215; MP 25.63 - 28.50 & I-215; MP 25.63 - 28.50 & SR-68; MP 62.88 - 67.27								
		CMAQ_WFRC	\$1,072,616		\$0		\$0	\$0	\$0	\$0	\$0	\$1,072,616	\$1,000,000	\$72,616	\$0
		L_BETTERMENT	\$219,505		\$105,517		\$0	\$0	\$0	\$0	\$0	\$325,022	\$0	\$0	\$325,022
		NHPP_IM	\$17,765,143		\$0		\$0	\$0	\$0	\$0	\$0	\$17,765,144	\$16,731,212	\$1,033,931	\$0
		NHPP_NHS	\$17,160,178		\$0		\$0	\$0	\$0	\$0	\$0	\$17,160,178	\$15,998,434	\$1,161,744	\$0
		NHS	\$128,436		\$0		\$0	\$0	\$0	\$0	\$0	\$128,436	\$119,741	\$8,695	\$0
		STP_FLX_ST	\$2,689,219		\$0		\$0	\$0	\$0	\$0	\$0	\$2,689,219	\$2,507,159	\$182,060	\$0
		ST_RET_ROW	\$259,386		\$0		\$0	\$0	\$0	\$0	\$0	\$259,386	\$0	\$259,386	\$0
		Total	\$39,294,483		\$105,517		\$0	\$0	\$0	\$0	\$0	\$39,400,000	\$36,356,546	\$2,718,432	\$325,022
VARIOU	13323	Undr Const	F-I80-3(186)102	MULT			I-80; Structure Replacement (MP 101 and 99)				Rehabilitation or Replacement				
		Adv Dt: 09/13/18					I-80; MP 101.61 - 102.09 & I-80; MP 101.61 - 102.09 & SR-36; MP 65.64 - 66.41								
		NHPP_BR	\$7,489,532		\$0		\$0	\$0	\$0	\$0	\$0	\$7,489,532	\$6,982,491	\$507,041	\$0
		NHPP_IM	\$5,500,000		\$0		\$0	\$0	\$0	\$0	\$0	\$5,500,000	\$5,179,900	\$320,100	\$0
		NHPP_NHS	\$0		\$0		\$0	\$0	\$0	\$0	\$0	\$0	\$0	\$0	\$0
		STP_BRIDGE	\$5,000,000		\$0		\$0	\$0	\$0	\$0	\$0	\$5,000,000	\$4,661,500	\$338,500	\$0
		STP_FLX_ST	\$16,625,177		\$0		\$0	\$0	\$0	\$0	\$0	\$16,625,177	\$15,499,653	\$1,125,525	\$0
		ST_BRIDGE	\$900,000		\$0		\$0	\$0	\$0	\$0	\$0	\$900,000	\$0	\$900,000	\$0
		ST_RET_ROW	\$985,290		\$0		\$0	\$0	\$0	\$0	\$0	\$985,290	\$0	\$985,290	\$0
		Total	\$36,500,000		\$0		\$0	\$0	\$0	\$0	\$0	\$36,500,000	\$32,323,544	\$4,176,456	\$0



DRAFT

DRAFT STIP

UDOT electronic Program Management

Statewide Transportation Improvement Program



STIP 2020-2025

epm345_stip_report (Rev 1716)

Report Run on: Aug 28, 2019, 04:20 P.M.

Region	PIN	Status	Project No.	Rt. Beg Len	PIN Description / Project Location			Concept Description					
		Fund	Prior	2020	2021	2022	2023	CD	Total	Fed Aid	State	Other	
Various County Projects													
VARIOU	14264	STIP	F-I84-6(131)91	MULT	I-84; Over Weber River and UPRR Bridge Repl, C-476			Rehabilitation or Replacement					
		To Be Adv Dt:			I-84; MP 90.67 - 91.18 & I-84; MP 90.67 - 91.18								
		NHPP_BR		\$0	\$0	\$5,000,000	\$15,500,000	\$15,500,000	\$0	\$36,000,000	\$33,562,800	\$2,437,200	\$0
VARIOU	15676	STIP	F-I15-7(342)332	MULT	I-15; SR-232 to I-84, Ogden			High Volume					
		To Be Adv Dt:			I-15; MP 331.50 - 340.10 & I-15; MP 331.50 - 340.10								
		NHPP_IM		\$0	\$0	\$0	\$50,000,000	\$0	\$0	\$50,000,000	\$47,090,000	\$2,910,000	\$0
VARIOU	16423	Undr Const	F-I80-3(198)101	MULT	I-80; Structure Replacement (Early Surcharge)			Rehabilitation or Replacement					
		Adv Dt: 03/26/18			I-80; MP 101.61 - 102.09 & SR-36; MP 65.64 - 66.41 & I-80; MP 101.61 - 102.09								
		NHPP_BR		\$5,500,000	\$0	\$0	\$0	\$0	\$5,500,000	\$5,127,650	\$372,350	\$0	
		STP_HIF_ST		\$340,000	\$0	\$0	\$0	\$0	\$340,000	\$316,982	\$23,018	\$0	
		Total		\$5,840,000	\$0	\$0	\$0	\$0	\$5,840,000	\$5,444,632	\$395,368	\$0	
VARIOU	7704	Active	S-0085(1)0	MULT	MVC; UTILITIES TRANSMISSION LOCATION								
		Will Not Adv			MVC; UTILITIES TRANSMISSION LOCATION (SR-201TO 4700 SOUTH)								
		ST_CHF_TIF		\$48,760,149	\$11,984,851	\$0	\$0	\$0	\$0	\$60,745,000	\$0	\$60,745,000	\$0
		ST_GF_CHN		\$31,891,730	\$60,660	\$0	\$0	\$0	\$0	\$31,952,390	\$0	\$31,952,390	\$0
		Total		\$80,651,879	\$12,045,511	\$0	\$0	\$0	\$0	\$92,697,390	\$0	\$92,697,390	\$0
VARIOU	8312	Active	S-0085(4)0	MULT	MVC; AQ MONITOR AND FILTERS								
		Will Not Adv			MVC; AQ MONITOR AND FILTERS								
		ST_CHF_TIF		\$3,194,682	\$905,318	\$0	\$0	\$0	\$0	\$4,100,000	\$0	\$4,100,000	\$0
VARIOU	10018	Active	F-ST99(162)	OTHER	Travelwise			ATMS					
		Will Not Adv			Other: STATEWIDE TRAVEL PROGRAM								
		CMAQ_MAG		\$0	\$0	\$0	\$0	\$0	\$0	\$0	\$0	\$0	\$0
		CMAQ_PM2.5		\$0	\$0	\$0	\$0	\$0	\$0	\$0	\$0	\$0	\$0
		CMAQ_WFRC		\$214,523	\$214,523	\$214,523	\$0	\$0	\$0	\$643,570	\$600,000	\$43,570	\$0
		Total		\$214,523	\$214,523	\$214,523	\$0	\$0	\$0	\$643,570	\$600,000	\$43,570	\$0
VARIOU	13919	Active	S-ST99(351)		Surplus Property Documentation			ROW					
		Will Not Adv			Surplus Property Documentation								
		ST_SRPLS_DOC		\$21,661	\$178,339	\$0	\$0	\$0	\$0	\$200,000	\$0	\$200,000	\$0
VARIOU	14098	Active	F-ST99(366)		SHRP2 Implementation Assistance Funds R01A			Education					
		Will Not Adv			Development of 3D storage and retrieval data models								
		FA_SHRP2		\$340,000	\$0	\$0	\$0	\$0	\$340,000	\$340,000	\$0	\$0	\$0
VARIOU	14239	Active	F-TPF-5(338)		CPT Perf-Based Assessment of Liquefaction TPF-5338			Research					
		Will Not Adv			Research Study								
		SPR_R_100%		\$142,002	\$0	\$0	\$0	\$0	\$142,002	\$142,002	\$0	\$0	\$0
VARIOU	14903	Active	F-ST99(406)		FY15 AID Demonstration			Data System Development/Enhancement					
		Will Not Adv			Various - Implementation and Development of New Technology								
		FA_MISC		\$782,786	\$0	\$0	\$0	\$0	\$782,786	\$626,229	\$156,557	\$0	\$0



DRAFT

DRAFT STIP

UDOT electronic Program Management

Statewide Transportation Improvement Program



STIP 2020-2025

Report Run on: Aug 28, 2019, 04:20 P.M.

epm345_stip_report (Rev 1716)

Region	PIN	Status	Project No.	Rt. Beg Len	PIN Description / Project Location				Concept Description			
		Fund	Prior	2020	2021	2022	2023	CD	Total	Fed Aid	State	Other
Various County Projects												
VARIOU	15110	Scoping Will Not Adv	F-0276(8)0		Region 4 Ferry Engine Replacement and Retrofit Lake Powell Ferry				Spot improvement			
		EM_2016_FBD	\$100,195	\$0	\$0	\$0	\$0	\$0	\$100,195	\$80,156	\$20,039	\$0
		EM_2017_FBD	\$125,000	\$0	\$0	\$0	\$0	\$0	\$125,000	\$100,000	\$25,000	\$0
		EM_2018_FBD	\$125,000	\$0	\$0	\$0	\$0	\$0	\$125,000	\$100,000	\$25,000	\$0
		FA_MISC	\$3,431	\$0	\$0	\$0	\$0	\$0	\$3,431	\$2,744	\$686	\$0
		STP_ENH_ST	\$1,180,203	\$0	\$0	\$0	\$0	\$0	\$1,180,203	\$944,162	\$236,041	\$0
		STP_FLX_ST	\$0	\$235,000	\$0	\$0	\$0	\$0	\$235,000	\$219,091	\$15,910	\$0
		ST_CONT_PG	\$0	\$274,041	\$0	\$0	\$0	\$0	\$274,041	\$0	\$274,041	\$0
		Total	\$1,533,828	\$509,041	\$0	\$0	\$0	\$0	\$2,042,868	\$1,446,153	\$596,716	\$0
VARIOU	15266	Active Will Not Adv	F-ST99(443)		GIS Data Indexing Central GIS Development				Data System Development/Enhancement			
		FA_STIC_2017	\$100,000	\$0	\$0	\$0	\$0	\$0	\$100,000	\$100,000	\$0	\$0
		ST_MATCH	\$25,000	\$0	\$0	\$0	\$0	\$0	\$25,000	\$0	\$25,000	\$0
		Total	\$125,000	\$0	\$0	\$0	\$0	\$0	\$125,000	\$100,000	\$25,000	\$0
VARIOU	15348	Scoping Will Not Adv	F-ST99(445)		Create RFP Template for Progressive Design Build Create RFP Template for Progressive Design Build				Data System Development/Enhancement			
		FA_STIC_2017	\$100,000	\$0	\$0	\$0	\$0	\$0	\$100,000	\$100,000	\$0	\$0
		ST_MATCH	\$0	\$25,000	\$0	\$0	\$0	\$0	\$25,000	\$0	\$25,000	\$0
		Total	\$100,000	\$25,000	\$0	\$0	\$0	\$0	\$125,000	\$100,000	\$25,000	\$0
VARIOU	15933	Scoping Will Not Adv	F-ST99(482)		SHRP2 Reliability Data Analysis Tools (L38) N/A				Data System Development/Enhancement			
		FA_SHRP2	\$100,000	\$0	\$0	\$0	\$0	\$0	\$100,000	\$100,000	\$0	\$0
VARIOU	15934	Scoping Will Not Adv	F-ST99(483)		SHRP2 Reliability in Simulation and Planning (L04) N/A				Data System Development/Enhancement			
		FA_SHRP2	\$200,000	\$0	\$0	\$0	\$0	\$0	\$200,000	\$200,000	\$0	\$0
VARIOU	16017	STIP To Be Adv Dt:	F-ST99(492)		Pacific Region Interagency Auditing & Enforcement Pacific Region Interagency Auditing & Enforcement				Annual Work Program			
		FA_MISC_100%	\$0	\$15,000	\$0	\$0	\$0	\$0	\$15,000	\$15,000	\$0	\$0
VARIOU	16841	Active Will Not Adv	F-ST99(527)		FY2019 Research Work Program N/A Annual Work Program				Annual Work Program			
		SPR_R	\$3,441,000	\$0	\$0	\$0	\$0	\$0	\$3,441,000	\$2,752,800	\$688,200	\$0
		ST_APPROP	\$0	\$0	\$0	\$0	\$0	\$0	\$0	\$0	\$0	\$0
		ST_RESEARCH	\$684,600	\$0	\$0	\$0	\$0	\$0	\$684,600	\$0	\$684,600	\$0
		Total	\$4,125,600	\$0	\$0	\$0	\$0	\$0	\$4,125,600	\$2,752,800	\$1,372,800	\$0



DRAFT

DRAFT STIP

UDOT electronic Program Management

Statewide Transportation Improvement Program



STIP 2020-2025

Report Run on: Aug 28, 2019, 04:20 P.M.

epm345_stip_report (Rev 1716)

Region	PIN	Status	Project No.	Rt. Beg Len	PIN Description / Project Location				Concept Description			
		Fund	Prior	2020	2021	2022	2023	CD	Total	Fed Aid	State	Other
Various County Projects												
VARI0U	16850	Active	F-ST99(534)		FY 2019 Statewide Planning Work Program				Annual Work Program			
		Will Not Adv			N/A Annual Work Program							
		LOCAL_GOV		\$0	\$15,000	\$0	\$0	\$0	\$15,000	\$0	\$0	\$15,000
		SPR_P		\$7,830,723	\$0	\$0	\$0	\$0	\$7,830,723	\$6,264,578	\$1,566,145	\$0
		ST_CONT_R3		\$1,878	\$58,122	\$0	\$0	\$0	\$60,000	\$0	\$60,000	\$0
		Total		\$7,832,601	\$73,122	\$0	\$0	\$0	\$7,905,723	\$6,264,578	\$1,626,145	\$15,000
VARI0U	16851	Active	F-ST99(535)		FY 2019 State Training Budget				Annual Work Program			
		Will Not Adv			N/A Annual Work Program							
		STP_FLX_ST		\$500,000	\$0	\$0	\$0	\$0	\$500,000	\$500,000	\$0	\$0
		ST_CONST		\$165,000	\$0	\$0	\$0	\$0	\$165,000	\$0	\$165,000	\$0
		ST_MATCH		\$0	\$0	\$0	\$0	\$0	\$0	\$0	\$0	\$0
		Total		\$665,000	\$0	\$0	\$0	\$0	\$665,000	\$500,000	\$165,000	\$0
VARI0U	16919	Active	S-ST99(539)		FY19 Statewide Pavement Management				Develop Documents			
		Will Not Adv			FY19 Statewide Pavement Management							
		ST_PVMT		\$1,309,762	\$690,238	\$0	\$0	\$0	\$2,000,000	\$0	\$2,000,000	\$0
VARI0U	17284	Active	F-ST99(573)		Active Transportation Strava Metro Data				Planning			
		Will Not Adv			N/A							
		PL_MAG		\$0	\$20,149	\$6,716	\$6,716	\$0	\$33,582	\$31,309	\$2,274	\$0
		PL_WFRC		\$0	\$40,298	\$13,433	\$13,433	\$0	\$67,164	\$62,617	\$4,547	\$0
		SPR_P		\$78,930	\$102,156	\$60,362	\$60,362	\$0	\$301,810	\$241,448	\$60,362	\$0
		UTA_FUNDS		\$0	\$20,149	\$6,716	\$6,716	\$0	\$33,582	\$0	\$0	\$33,582
		Total		\$78,930	\$182,753	\$87,228	\$87,228	\$0	\$436,138	\$335,374	\$67,183	\$33,582
VARI0U	17582	Scoping	F-ST99(582)		Fabrication Inspections for Pelican Creek Bridge				Reimbursement/Settlement			
		Will Not Adv			N/A							
		FA_MISC		\$0	\$40,000	\$0	\$0	\$0	\$40,000	\$40,000	\$0	\$0
VARI0U	17750	Active	F-ST99(598)		FY 2020 Research Work Program				Annual Work Program			
		Will Not Adv			N/A Annual Program							
		SPR_R		\$3,060,480	\$0	\$0	\$0	\$0	\$3,060,480	\$2,448,384	\$612,096	\$0
		ST_APPROP		\$0	\$0	\$0	\$0	\$0	\$0	\$0	\$0	\$0
		ST_RESEARCH		\$760,704	\$0	\$0	\$0	\$0	\$760,704	\$0	\$760,704	\$0
		Total		\$3,821,184	\$0	\$0	\$0	\$0	\$3,821,184	\$2,448,384	\$1,372,800	\$0
VARI0U	17751	Active	F-ST99(610)		FY 2020 Statewide Planning Work Program				Annual Work Program			
		Will Not Adv			N/A							
		OTHER_STATE		\$5,000	\$0	\$0	\$0	\$0	\$5,000	\$0	\$5,000	\$0
		SPR_P		\$7,218,000	\$0	\$0	\$0	\$0	\$7,218,000	\$5,774,400	\$1,443,600	\$0
		Total		\$7,223,000	\$0	\$0	\$0	\$0	\$7,223,000	\$5,774,400	\$1,448,600	\$0



DRAFT

DRAFT STIP

UDOT electronic Program Management

Statewide Transportation Improvement Program



STIP 2020-2025

Report Run on: Aug 28, 2019, 04:20 P.M.

epm345_stip_report (Rev 1716)

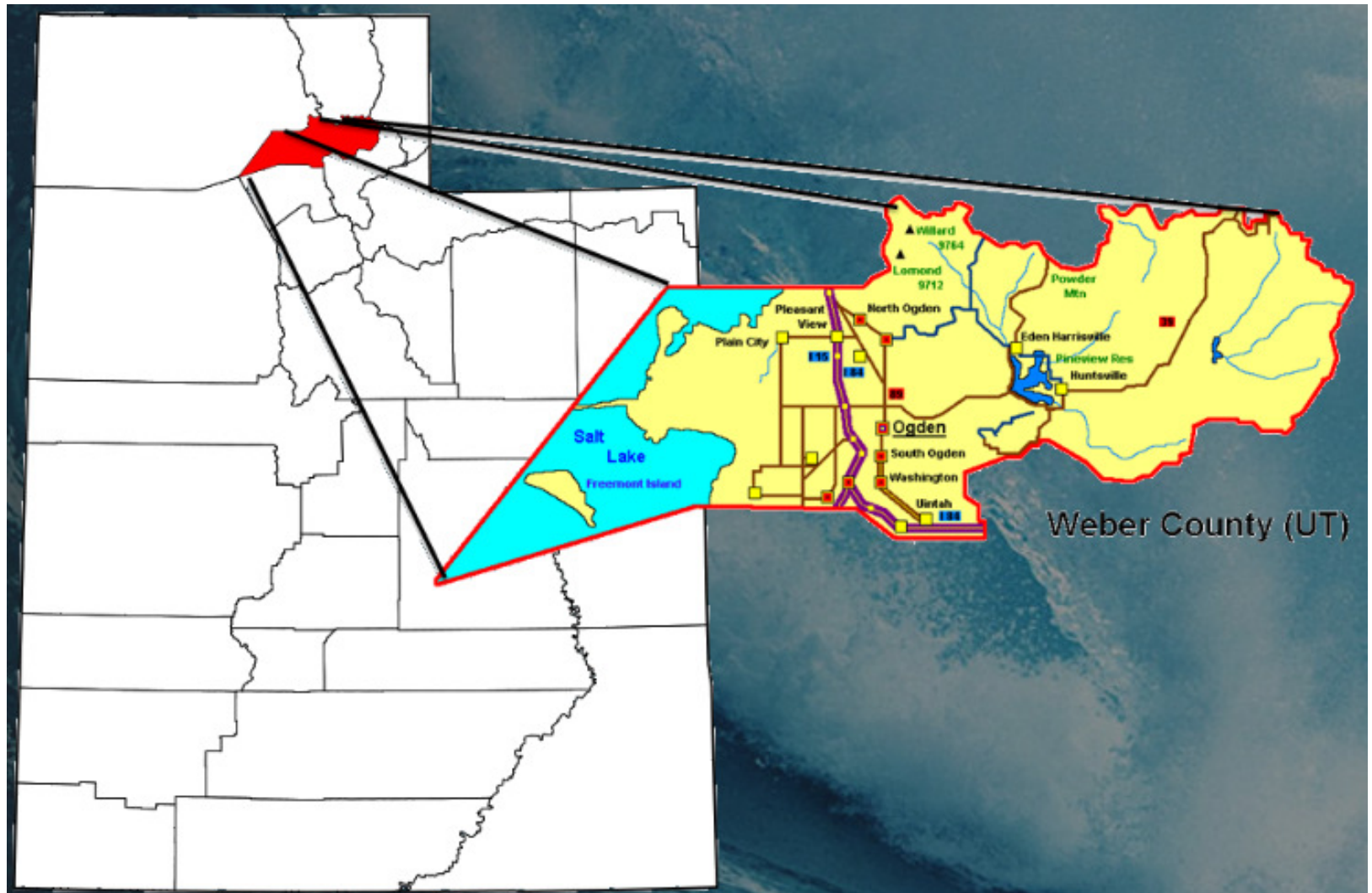
Region	PIN	Status	Project No.	Rt. Beg Len	PIN Description / Project Location				Concept Description			
		Fund	Prior	2020	2021	2022	2023	CD	Total	Fed Aid	State	Other
Various County Projects												
VARI0U	17775	Active	F-ST99(615)		FY2020 State Training Budget				Annual Work Program			
		Will Not Adv			N/A Annual Work Plan							
		STP_FLX_ST		\$500,000	\$0	\$0	\$0	\$0	\$500,000	\$500,000	\$0	\$0
		ST_CONST		\$0	\$165,000	\$0	\$0	\$0	\$165,000	\$0	\$165,000	\$0
		Total		\$500,000	\$165,000	\$0	\$0	\$0	\$665,000	\$500,000	\$165,000	\$0
VARI0U	17780	Scoping	F-ST99(618)		FY19 NATIONAL SUMMER TRANSP INSTITUTE (NSTI)				Education			
		Will Not Adv			N/A							
		NSTI		\$20,000	\$0	\$0	\$0	\$0	\$20,000	\$20,000	\$0	\$0
VARI0U	17824	Scoping	F-TPF-5(433)		Study; Cellular Concrete for Retaining Walls				Study			
		Will Not Adv			N/A							
		SPR_R_100%		\$50,000	\$0	\$0	\$0	\$0	\$50,000	\$50,000	\$0	\$0
VARI0U	13006	STIP	F-ST99(293)		UTA 1 Call - 1 Click & Outreach Program				UTA/Transit			
		To Be Adv Dt:			Utah Transit Authority (UTA) One Call - One Click Center & Veterans							
		FA_MISC		\$0	\$400,000	\$0	\$0	\$0	\$400,000	\$400,000	\$0	\$0
		FA_MISC_100%		\$0	\$50,000	\$0	\$0	\$0	\$50,000	\$50,000	\$0	\$0
		UTA_FUNDS		\$0	\$100,000	\$0	\$0	\$0	\$100,000	\$0	\$0	\$100,000
		Total		\$0	\$550,000	\$0	\$0	\$0	\$550,000	\$450,000	\$0	\$100,000
VARI0U	16039	STIP	F-ST99(494)		TIGER 8; First/Last Mile Program				UTA/Transit			
		Will Not Adv			* For more detail go to http://www.rideuta.com/About-UTA/Active-Projects/TIGER-Grant-Project							
		LOCAL_GOV		\$0	\$11,771,432	\$0	\$0	\$0	\$11,771,432	\$0	\$0	\$11,771,432
		TIGER_MAG		\$0	\$5,966,789	\$0	\$0	\$0	\$5,966,789	\$5,966,789	\$0	\$0
		TIGER_SUMMIT		\$0	\$688,350	\$0	\$0	\$0	\$688,350	\$688,350	\$0	\$0
		TIGER_TOOELE		\$0	\$313,285	\$0	\$0	\$0	\$313,285	\$313,285	\$0	\$0
		TIGER_WFRC		\$0	\$13,031,576	\$0	\$0	\$0	\$13,031,576	\$13,031,576	\$0	\$0
		Total		\$0	\$31,771,432	\$0	\$0	\$0	\$31,771,432	\$20,000,000	\$0	\$11,771,432
VARI0U	16040	STIP	F-ST99(495)		UTA; Enhanced Automated Train Control System				UTA/Transit			
		To Be Adv Dt:			UTA's Front Runner Enhanced Automated Train Control System							
		FTASEC_3028		\$0	\$3,520,000	\$0	\$0	\$0	\$3,520,000	\$2,816,000	\$704,000	\$0
		UTA_FUNDS		\$0	\$30,280,000	\$0	\$0	\$0	\$30,280,000	\$0	\$0	\$30,280,000
		Total		\$0	\$33,800,000	\$0	\$0	\$0	\$33,800,000	\$2,816,000	\$704,000	\$30,280,000

Weber County

The Wasatch Front Regional Council (WFRC) is responsible for coordinating the transportation planning process in the Salt Lake/ West Valley and the Ogden-Layton urbanized areas as the designated Metropolitan Planning Organization (MPO).

The Cities of Weber County include;

Farr West
Harrisville
Hooper
Marriott-Slaterville
North Ogden
Ogden
Plain
Pleasant View
Riverdale
Roy
South Ogden
Uintah
Washington Terrace
West Haven





DRAFT

DRAFT STIP

UDOT electronic Program Management

Statewide Transportation Improvement Program



STIP 2020-2025

Report Run on: Aug 28, 2019, 04:20 P.M.

epm345_stip_report (Rev 1716)

Region	PIN	Status	Project No.	Rt.	Beg	Len	PIN Description / Project Location				Concept Description			State	Other
		Fund	Prior		2020		2021	2022	2023		CD	Total	Fed Aid		
Weber County Projects															
WEBER	5941	Scoping	IMD-15-7(235)0	15	343		I-15; 24th Street Interchange								
		Will Not Adv					I-15; MP 343.00 - 343.10								
		EM_2005_IMD	\$453,918		\$0		\$0	\$0	\$0		\$0	\$453,918	\$427,500	\$26,418	\$0
		EM_2010_IMD	\$2,222,222		\$1		\$0	\$0	\$0		\$0	\$2,222,223	\$2,000,001	\$222,222	\$0
		ST_CONT_PG	\$35,000		\$0		\$0	\$0	\$0		\$0	\$35,000	\$0	\$35,000	\$0
		ST_INELIGIBL	\$0		\$11,335		\$0	\$0	\$0		\$0	\$11,335	\$0	\$11,335	\$0
		Total	\$2,711,140		\$11,335		\$0	\$0	\$0		\$0	\$2,722,476	\$2,427,501	\$294,975	\$0
WEBER	12446	Undr Const	F-0039(32)9	39	9	5	SR-39; Ogden to Pineview Reservoir Bridge Rehab					Rehabilitation or Replacement			
		Adv Dt: 09/01/18					SR-39; MP 8.89 - 13.42								
		NHPP_BR	\$512,000		\$0		\$0	\$0	\$0		\$0	\$512,000	\$477,338	\$34,662	\$0
		SEC154_HSIP	\$350,000		\$0		\$0	\$0	\$0		\$0	\$350,000	\$326,305	\$23,695	\$0
		STP_BRIDGE	\$2,100,000		\$0		\$0	\$0	\$0		\$0	\$2,100,000	\$1,957,830	\$142,170	\$0
		STP_FLX_ST	\$188,000		\$0		\$0	\$0	\$0		\$0	\$188,000	\$175,272	\$12,728	\$0
		ST_BRIDGE	\$195,505		\$934,495		\$0	\$0	\$0		\$0	\$1,130,000	\$0	\$1,130,000	\$0
		ST_PVMT	\$0		\$400,000		\$0	\$0	\$0		\$0	\$400,000	\$0	\$400,000	\$0
		ST_SPOT_SFTY	\$0		\$0		\$0	\$0	\$0		\$0	\$0	\$0	\$0	\$0
		Total	\$3,345,505		\$1,334,495		\$0	\$0	\$0		\$0	\$4,680,000	\$2,936,745	\$1,743,255	\$0
WEBER	14263	Scoping	F-0053(20)1	53	1	1	SR-53; 24th Street Viaduct Rehab, Ogden, C-655					Rehabilitation or Replacement			
		To Be Adv Dt: 10/17/19					SR-53; MP .87 - 1.66								
		NHPP_BR	\$0		\$5,375,000		\$0	\$0	\$0		\$0	\$5,375,000	\$5,011,113	\$363,888	\$0
		STP_BRIDGE	\$0		\$0		\$0	\$0	\$0		\$0	\$0	\$0	\$0	\$0
		STP_FLX_ST	\$0		\$1,550,000		\$0	\$0	\$0		\$0	\$1,550,000	\$1,445,065	\$104,935	\$0
		ST_BRIDGE	\$6,513		\$2,618,487		\$0	\$0	\$0		\$0	\$2,625,000	\$0	\$2,625,000	\$0
		Total	\$6,513		\$9,543,487		\$0	\$0	\$0		\$0	\$9,550,000	\$6,456,178	\$3,093,823	\$0
WEBER	16945	STIP	F-0089(486)408	89	408		US-89 & Skyline Drive Intersection Imp					Intersection Modification			
		To Be Adv Dt:					US-89; MP 408.10 - 408.10								
		CMAQ_PM2.5	\$0		\$0		\$0	\$0	\$0		\$1,501,663	\$1,501,663	\$1,400,000	\$101,663	\$0
		CMAQ_WFRC	\$0		\$0		\$0	\$0	\$0		\$0	\$0	\$0	\$0	\$0
		Total	\$0		\$0		\$0	\$0	\$0		\$1,501,663	\$1,501,663	\$1,400,000	\$101,663	\$0
WEBER	16947	STIP	F-0204(15)3	204	3		Wall Avenue & 20th Street Intersection Imp					Intersection Modification			
		To Be Adv Dt:					SR-204; MP 2.66 - 2.66								
		CMAQ_WFRC	\$0		\$0		\$0	\$0	\$0		\$2,700,000	\$2,700,000	\$2,517,210	\$182,790	\$0
WEBER	14408	Scoping	F-0235(20)3	235	3		SR-235; Intersection Improvements at 2700 North					Choke Point			
		To Be Adv Dt: 03/04/20					SR-235; MP 2.99 - 3.20								
		STP_FLX_ST	\$750,000		\$2,250,000		\$0	\$0	\$0		\$0	\$3,000,000	\$2,796,900	\$203,100	\$0



DRAFT

DRAFT STIP

UDOT electronic Program Management

Statewide Transportation Improvement Program



STIP 2020-2025

epm345_stip_report (Rev 1716)

Report Run on: Aug 28, 2019, 04:20 P.M.

Region	PIN	Status	Project No.	Rt.	Beg	Len	PIN Description / Project Location				Concept Description			State	Other
		Fund	Prior		2020		2021	2022	2023		CD	Total	Fed Aid		
Weber County Projects															
WEBER	17847	Funding	NEWPROJ(17847)		3310		6000 South & 3100 West Round-a-bout				Intersection Modification				
		To Be Adv Dt:					Cnty:FA-3310; MP .50 - .50								
NEW		CMAQ_WFRC			\$0	\$0	\$0	\$0	\$0		\$722,375	\$722,375	\$673,470	\$0	\$48,905
		LOCAL_GOV			\$0	\$0	\$0	\$0	\$0		\$38,325	\$38,325	\$0	\$0	\$38,325
		Total			\$0	\$0	\$0	\$0	\$0		\$760,700	\$760,700	\$673,470	\$0	\$87,230
WEBER	17795	Funding	NEWPROJ(17795)		3328	1	1	300 West; 5000 South to Riverdale City Boundary			Reconstruct no widening				
		To Be Adv Dt:						Cnty:FA-3328; MP .53 - 1.22							
NEW		LOCAL_GOV			\$0	\$0	\$0	\$0	\$0		\$125,000	\$125,000	\$0	\$0	\$125,000
		STP_URB_O/L			\$0	\$0	\$0	\$0	\$0		\$2,899,100	\$2,899,100	\$2,702,831	\$0	\$196,269
		Total			\$0	\$0	\$0	\$0	\$0		\$3,024,100	\$3,024,100	\$2,702,831	\$0	\$321,269
WEBER	13124	Scoping	S-LC57(32)		3359	1	1	4700 West; 4000 South to 4600 South			Reconstruct & Widening				
		Will Not Adv						Cnty:FA-3359; MP .84 - 1.84 & 4700 West; 4200 South to 4800 South							
		LOCAL_MATCH			\$0	\$0	\$0	\$0	\$0		\$0	\$0	\$0	\$0	\$0
		L_PASS_MATCH			\$0	\$197,613	\$0	\$0	\$0		\$0	\$197,613	\$0	\$0	\$197,613
		STP_URB_O/L			\$0	\$0	\$0	\$0	\$0		\$0	\$0	\$0	\$0	\$0
		ST_TIF			\$0	\$0	\$0	\$0	\$0		\$0	\$0	\$0	\$0	\$0
		ST_TIF_EXCH			\$0	\$1,476,128	\$500,000	\$0	\$0		\$0	\$1,976,128	\$0	\$1,976,128	\$0
		Total			\$0	\$1,673,741	\$500,000	\$0	\$0		\$0	\$2,173,741	\$0	\$1,976,128	\$197,613
WEBER	15904	Scoping	S-3368(2)3		3368	3	1	1200 West; 400 N - Farr West, Marriott-Slaterville			Reconstruct & Widening				
		Will Not Adv						Cnty:FA-3368; MP 2.74 - 3.32							
		LOCAL_GOV			\$0	\$0	\$1,570,000	\$0	\$0		\$0	\$1,570,000	\$0	\$0	\$1,570,000
		LOCAL_MATCH			\$0	\$0	\$0	\$0	\$0		\$0	\$0	\$0	\$0	\$0
		L_PASS_MATCH			\$0	\$287,801	\$0	\$0	\$0		\$0	\$287,801	\$0	\$0	\$287,801
		STP_URB_O/L			\$0	\$0	\$0	\$0	\$0		\$0	\$0	\$0	\$0	\$0
		ST_TIF			\$0	\$0	\$0	\$0	\$0		\$0	\$0	\$0	\$0	\$0
		ST_TIF_EXCH			\$0	\$1,939,007	\$939,007	\$0	\$0		\$0	\$2,878,014	\$0	\$2,878,014	\$0
		Total			\$0	\$2,226,809	\$2,509,007	\$0	\$0		\$0	\$4,735,816	\$0	\$2,878,014	\$1,857,801
WEBER	15905	Scoping	F-3370(1)0		3370		1	3600 West; 2600 N to 1975 N, Plain City			Reconstruct & Widening				
		To Be Adv Dt: 11/13/19						Cnty:FA-3370; MP .00 - .78							
		STP_URB_O/L			\$0	\$1,072,616	\$2,038,784	\$0	\$0		\$0	\$3,111,400	\$2,900,758	\$0	\$210,642
		TAP_URB_O/L			\$0	\$360,000	\$0	\$0	\$0		\$0	\$360,000	\$335,628	\$0	\$24,372
		Total			\$0	\$1,432,616	\$2,038,784	\$0	\$0		\$0	\$3,471,400	\$3,236,386	\$0	\$235,014
WEBER	17865	Funding	NEWPROJ(17865)		3416			20th & Lincoln Traffic Signal			Intersection Improvements				
		To Be Adv Dt:						Cnty:FA-3416; MP .14 - .14							
NEW		LOCAL_GOV			\$0	\$0	\$150,745	\$0	\$0		\$0	\$150,745	\$0	\$0	\$150,745
		TAP_URB_O/L			\$0	\$0	\$256,355	\$0	\$0		\$0	\$256,355	\$239,000	\$0	\$17,355
		Total			\$0	\$0	\$407,100	\$0	\$0		\$0	\$407,100	\$239,000	\$0	\$168,100



DRAFT

DRAFT STIP

UDOT electronic Program Management

Statewide Transportation Improvement Program



STIP 2020-2025

Report Run on: Aug 28, 2019, 04:20 P.M.

epm345_stip_report (Rev 1716)

Region	PIN	Status	Project No.	Rt.	Beg	Len	PIN Description / Project Location				Concept Description				
		Fund	Prior		2020		2021	2022	2023		CD	Total	Fed Aid	State	Other
Weber County Projects															
WEBER	17797	Funding	NEWPROJ(17797)	3442	5	1	West Harrisville Rd; Washington Blvd to 750 West Cnty:FA-3442; MP 5.16 - 5.76				Reconstruct & Widening				
NEW	To Be Adv Dt:														
		LOCAL_GOV										\$125,000	\$125,000	\$0	\$125,000
		STP_URB_O/L										\$3,335,200	\$3,335,200	\$3,109,407	\$225,793
		Total										\$3,460,200	\$3,460,200	\$3,109,407	\$350,793
WEBER	17371	Funding	NEWPROJ(17371)	3462	9		4100 N Over N Fork Ogden River Bridge Replacement Cnty:FA-3462; MP 8.80 - 9.06				Rehabilitation or Replacement				
NEW	To Be Adv Dt:														
		STP_BRIDGE							\$1,324,000		\$0	\$1,324,000	\$1,234,365	\$0	\$89,635
WEBER	12508	Undr Const	F-0134(21)11				SR-134; I-15 Interchange Modifications				Intersection Modification				
		Adv Dt:	10/20/18				SR-134; MP 11.24 - 11.45 & I-15; MP 349.38 - 349.38 & SR-134; MP 10.96 - 12.86								
		HSIP										\$0	\$1,700,000	\$1,584,910	\$115,090
		STP_FLX_ST										\$0	\$5,815,832	\$5,422,100	\$393,732
		ST_PVMT										\$0	\$684,168	\$0	\$684,168
		Total										\$0	\$8,200,000	\$7,007,010	\$1,192,990
WEBER	15683	Scoping	S-I15-8(158)343				I-15; 24th Street Interchange				TIF - Transportation Investment Fund				
		To Be Adv Dt:	07/31/23				I-15; MP 342.80 - 343.50 & I-15; MP 342.80 - 343.50								
		ST_TIF										\$53,000,000	\$96,000,000	\$0	\$96,000,000
WEBER	15685	Active	S-I15-8(159)338				I-15; SR-97 (5600 South) Environmental Study				TIF - Transportation Investment Fund				
		Will Not Adv					I-15; MP 338.00 - 338.80 & I-15; MP 338.00 - 338.80 & SR-97; MP 3.00 - 5.35 & Addendum to add the section of SR-97 that is included within the study limits								
		ST_TIF										\$0	\$3,000,000	\$0	\$3,000,000
WEBER	14348	STIP	S-I84-6(130)87				I-84; Uintah Interchange Deck Replacement, F-93				Rehabilitation or Replacement				
		To Be Adv Dt:					I-84; MP 87.38 - 88.25 & I-84; MP 87.37 - 88.23								
		NHPP_BR										\$0	\$0	\$0	\$0
		STP_BRIDGE										\$0	\$0	\$0	\$0
		ST_BRIDGE										\$0	\$2,050,000	\$0	\$2,050,000
		Total										\$0	\$2,050,000	\$0	\$2,050,000
WEBER	14840	Scoping	S-LC57(37)				20th St.; Washington to Monroe Reconstruction				Reconstruct & Widening				
		Will Not Adv					20th Street, Washington to Monroe								
		LOCAL_MATCH										\$0	\$0	\$0	\$0
		L_PASS_MATCH										\$0	\$242,332	\$0	\$242,332
		STP_URB_O/L										\$0	\$0	\$0	\$0
		ST_TIF										\$0	\$0	\$0	\$0
		ST_TIF_EXCH										\$0	\$2,423,317	\$0	\$2,423,317
		Total										\$0	\$2,665,649	\$0	\$242,332
WEBER	14850	STIP	F-LC57(45)				SR-60; Round-About at Ritter Drive, Riverdale				Intersection Modification				
		To Be Adv Dt:					SR-168; MP 1.13 - 1.16 & SR-60; MP .76 - .79 & SR-60 at Ritter Drive, Riverdale								
		CMAQ_WFRC										\$0	\$618,000	\$576,161	\$41,839



DRAFT

DRAFT STIP

UDOT electronic Program Management

Statewide Transportation Improvement Program



STIP 2020-2025

Report Run on: Aug 28, 2019, 04:20 P.M.

epm345_stip_report (Rev 1716)

Region	PIN	Status	Project No.	Rt. Beg Len	PIN Description / Project Location				Concept Description			State	Other
		Fund	Prior	2020	2021	2022	2023	CD	Total	Fed Aid			
Weber County Projects													
WEBER	15906	STIP	F-R199(235)	MULT	Ogden-WSU Bus Rapid Transit (BRT) - Design				UTA/Transit				
		Will Not Adv			Ogden Intermodal Hub (23rd/ Wall Ave) to McKay Dee Hospital (48th/ Harrison Blvd)								
		LOCAL_GOV		\$0	\$3,391,076	\$0	\$0	\$0	\$3,391,076	\$0	\$0	\$0	\$3,391,076
		STP_URB_O/L		\$0	\$1,608,924	\$0	\$0	\$0	\$1,608,924	\$1,500,000	\$0	\$0	\$108,924
		Total		\$0	\$5,000,000	\$0	\$0	\$0	\$5,000,000	\$1,500,000	\$0	\$0	\$3,500,000
WEBER	16936	STIP	F-3354(4)0	MULT	40th St & Chimes View - Riverdale to Washington				Reconstruct & Widening				
		To Be Adv Dt:			Cnty:FA-3354; MP .00 - .46 & Cnty:FA-3354; MP 3.70 - 4.05								
		LOCAL_GOV		\$0	\$0	\$0	\$0	\$454,735	\$454,735	\$0	\$0	\$0	\$454,735
		STP_URB_O/L		\$0	\$0	\$0	\$1,072,616	\$3,217,849	\$4,290,465	\$4,000,001	\$0	\$0	\$290,464
		Total		\$0	\$0	\$0	\$1,072,616	\$3,672,584	\$4,745,200	\$4,000,001	\$0	\$0	\$745,199
WEBER	16952	STIP	F-3442(1)1	MULT	1975 North; 3600 West to 3525 West (PIN 15905)				Pedestrian/Bike facility				
		Will Not Adv			Cnty:FA-3442; MP 1.33 - 1.45 & Cnty:FA-3442; MP 1.32 - 1.32								
		TAP_URB_O/L		\$0	\$0	\$0	\$0	\$0	\$0	\$0	\$0	\$0	\$0
WEBER	12166	Undr Const	F-LC57(30)	OTHER	River Parkway Trail; D&RGW Rail to 1800 So, Weber				Trails				
		Adv Dt: 05/04/19			West Haven; D&RGW Rail to Ogden River Trail								
		CMAQ_WFRC		\$525,009	\$0	\$0	\$0	\$0	\$525,009	\$525,009	\$0	\$0	\$0
		LOCAL_GOV		\$258	\$135,966	\$0	\$0	\$0	\$136,223	\$0	\$0	\$0	\$136,223
		STP_FLX_ST		\$0	\$0	\$0	\$0	\$0	\$0	\$0	\$0	\$0	\$0
		STP_TAP_ST		\$0	\$0	\$0	\$0	\$0	\$0	\$0	\$0	\$0	\$0
		TAP_URB_WFRC		\$1,036,481	\$0	\$0	\$0	\$0	\$1,036,481	\$966,311	\$0	\$0	\$70,170
		Total		\$1,561,747	\$135,966	\$0	\$0	\$0	\$1,697,713	\$1,491,320	\$0	\$0	\$206,393
WEBER	13615	STIP	S-0067(25)0	OTHER	SR-67; Corridor Preservation, Weber County				Corridor Preservation				
		To Be Adv Dt:			Future SR-67 Corridor in Weber County								
		ST_CORR_PRES		\$156,382	\$0	\$0	\$0	\$0	\$156,382	\$0	\$156,382	\$0	\$0
WEBER	16939	STIP	F-LC57(49)	OTHER	UTA Locomotive Rebuild				UTA/Transit				
		Will Not Adv			Rebuilding of the Commuter Rail Locomotives (Location for GIS - Weber Intermodal Center)								
		CMAQ_PM2.5		\$0	\$0	\$933,176	\$0	\$0	\$933,176	\$870,000	\$63,176	\$0	\$0
		LOCAL_GOV		\$0	\$0	\$0	\$0	\$381,015	\$381,015	\$0	\$0	\$0	\$381,015
		STP_URB_O/L		\$0	\$0	\$0	\$0	\$0	\$0	\$0	\$0	\$0	\$0
		Total		\$0	\$0	\$933,176	\$0	\$381,015	\$1,314,191	\$870,000	\$63,176	\$0	\$381,015



DRAFT

DRAFT STIP

UDOT electronic Program Management

Statewide Transportation Improvement Program



STIP 2020-2025

Report Run on: Aug 28, 2019, 04:20 P.M.

epm345_stip_report (Rev 1716)

Region	PIN	Status	Project No.	Rt. Beg Len	PIN Description / Project Location				Concept Description				
		Fund	Prior	2020	2021	2022	2023	CD	Total	Fed Aid	State	Other	
Weber County Projects													
WEBER	14842	Scoping	S-LC57(38)	OTHER	450/400 E.; 2600 N. to Elberta, Widening, N. Ogden				TIF - Transportation Investment Fund				
		To Be Adv Dt: 02/18/20 450/400 Est; 2600 North to Elberta Drive											
		LOCAL_GOV	\$0	\$0	\$0	\$0	\$0	\$0	\$0	\$0	\$0	\$0	
		L_PASS_MATCH	\$0	\$391,000	\$0	\$0	\$0	\$0	\$0	\$391,000	\$0	\$0	\$391,000
		STP_FLX_ST	\$0	\$0	\$0	\$0	\$0	\$0	\$0	\$0	\$0	\$0	\$0
		STP_HIF_O/L	\$0	\$0	\$0	\$0	\$0	\$0	\$0	\$0	\$0	\$0	\$0
		STP_URB_O/L	\$0	\$0	\$0	\$0	\$0	\$0	\$0	\$0	\$0	\$0	\$0
		ST_TIF	\$0	\$0	\$0	\$0	\$0	\$0	\$0	\$0	\$0	\$0	\$0
		ST_TIF_EXCH	\$0	\$3,519,000	\$0	\$0	\$0	\$0	\$0	\$3,519,000	\$0	\$3,519,000	\$0
		Total	\$0	\$3,910,000	\$0	\$0	\$0	\$0	\$0	\$3,910,000	\$0	\$3,519,000	\$391,000
WEBER	14846	STIP	F-LC57(43)	OTHER	UTA Intermodal Center; Weber State University				UTA/Transit				
		Will Not Adv Ice Sheet Parking, Weber State University											
		CMAQ_PM2.5	\$0	\$1,000,000	\$0	\$0	\$0	\$0	\$0	\$1,000,000	\$1,000,000	\$0	\$0
		CMAQ_WFRC	\$0	\$0	\$0	\$0	\$0	\$0	\$0	\$0	\$0	\$0	\$0
		UTA_FUNDS	\$0	\$2,116,900	\$0	\$0	\$0	\$0	\$0	\$2,116,900	\$0	\$0	\$2,116,900
Total	\$0	\$3,116,900	\$0	\$0	\$0	\$0	\$0	\$3,116,900	\$1,000,000	\$0	\$2,116,900		
WEBER	14847	Scoping	F-LC57(44)	OTHER	Ogden Bike Share Program				Transportation Alternatives				
		To Be Adv Dt: 10/22/19 Downtown Ogden											
		CMAQ_PM2.5	\$48,469	\$597,110	\$0	\$0	\$0	\$0	\$0	\$645,579	\$601,873	\$43,706	\$0
		CMAQ_WFRC	\$0	\$0	\$0	\$0	\$0	\$0	\$0	\$0	\$0	\$0	\$0
Total	\$48,469	\$597,110	\$0	\$0	\$0	\$0	\$0	\$645,579	\$601,873	\$43,706	\$0		
WEBER	14853	Scoping	F-LC57(40)	OTHER	Bicycle and Ped Safety Enhancements, Riverdale				Pedestrian/Bike facility				
		To Be Adv Dt: 10/04/19 Riverdale Various Locations											
		TAP_URB_WFRC	\$0	\$69,200	\$0	\$0	\$0	\$0	\$69,200	\$64,515	\$0	\$4,685	
WEBER	14856	Scoping	F-LC57(41)	OTHER	Tri City Alt. Trans. Planning, S. Weber Co. Area				Pedestrian/Bike facility				
		Will Not Adv Within the Cities of Riverdale, South Ogden, & Washington Terrace											
		TAP_URB_WFRC	\$96,535	\$0	\$0	\$0	\$0	\$0	\$96,535	\$90,000	\$0	\$6,535	
WEBER	15923	STIP	F-R199(236)	OTHER	Update Bike Cars on Frontrunner - UTA				Transportation Alternatives				
		Will Not Adv 'This request is for new bike racks on 6 of UTA's 16 FrontRunner bike cars.											
		LOCAL_GOV	\$0	\$15,001	\$0	\$0	\$0	\$0	\$0	\$15,001	\$0	\$0	\$15,001
		TAP_URB_WFRC	\$0	\$101,899	\$0	\$0	\$0	\$0	\$0	\$101,899	\$95,000	\$0	\$6,899
Total	\$0	\$116,900	\$0	\$0	\$0	\$0	\$0	\$0	\$116,900	\$95,000	\$0	\$21,900	



DRAFT

DRAFT STIP

UDOT electronic Program Management

Statewide Transportation Improvement Program



STIP 2020-2025

Report Run on: Aug 28, 2019, 04:20 P.M.

epm345_stip_report (Rev 1716)

Region	PIN	Status	Project No.	Rt. Beg Len	PIN Description / Project Location				Concept Description			State	Other
	Fund		Prior	2020	2021	2022	2023	CD	Total	Fed Aid			
Weber County Projects													
WEBER	16934	STIP	F-LC57(48)	OTHER	Ogden-WSU Bus Rapid Transit (BRT) - Construction				New Capacity				
		Will Not Adv			Ogden/Weber State University BRT; Ogden intermodal and WSU/McKay Dee Hospital - with exclusive lanes from 30th and Harrison to the Dee Events Center.								
		CMAQ_PM2.5		\$0	\$1,877,079	\$0	\$0	\$0	\$1,877,079	\$1,750,001		\$127,078	\$0
		CMAQ_WFRC		\$0	\$0	\$0	\$0	\$0	\$0	\$0		\$0	\$0
		LOCAL_GOV		\$0	\$3,958,926	\$1,250,000	\$0	\$0	\$5,208,926	\$0		\$0	\$5,208,926
		STP_URB_O/L		\$0	\$1,877,079	\$1,608,924	\$0	\$1,608,924	\$5,094,927	\$4,750,001		\$0	\$344,927
		UTA_FUNDS		\$0	\$0	\$68,964,302	\$0	\$0	\$68,964,302	\$0		\$0	\$68,964,302
		Total		\$0	\$7,713,084	\$71,823,226	\$0	\$1,608,924	\$81,145,234	\$6,500,002		\$127,078	\$74,518,154
WEBER	16946	STIP	F-LC57(47)	OTHER	Polk Avenue; 36th Street to Franklin				Pedestrian/Bike facility				
		To Be Adv Dt:			Polk Avenue; 36th Street to Franklin								
		CMAQ_WFRC		\$0	\$0	\$0	\$595,302	\$0	\$595,302	\$555,000		\$0	\$40,302
WEBER	17954	STIP	F-R299(352)	OTHER	Skyline Drive; 1100 W to 4300 N (Pleasant View)				New Capacity				
		To Be Adv Dt:			Skyline Drive; US-89 to 1100 West, Pleasant View City								
		LOCAL_GOV		\$0	\$0	\$0	\$0	\$28,655,373	\$28,655,373	\$0		\$0	\$28,655,373
		STP_URB_O/L		\$0	\$0	\$0	\$0	\$3,682,827	\$3,682,827	\$3,433,500		\$0	\$249,327
		Total		\$0	\$0	\$0	\$0	\$32,338,200	\$32,338,200	\$3,433,500		\$0	\$28,904,700
WEBER	17866	Funding	NEWPROJ(17866)	OTHER	3100 West; 4800 So to 5000 So, Sidewalk				Safe Sidewalk				
		To Be Adv Dt:			3100 West; 4800 South to 5000 South Sidewalk, Roy								
NEW		LOCAL_GOV		\$0	\$0	\$10,453	\$0	\$0	\$10,453	\$0		\$0	\$10,453
		TAP_URB_O/L		\$0	\$0	\$291,247	\$0	\$0	\$291,247	\$271,530		\$0	\$19,717
		Total		\$0	\$0	\$301,700	\$0	\$0	\$301,700	\$271,530		\$0	\$30,170
WEBER	16783	Active	S-R199(253)		SR-134; Intersection Adjacent to Canal				Intersection Improvements				
		To Be Adv Dt: 09/10/19			Route 134 adjacent to canal in Pleasant View								
		ST_TF_HB2		\$129,235	\$720,765	\$0	\$0	\$0	\$850,000	\$0		\$850,000	\$0
WEBER	11091	Scoping	F-R199(133)		Washington Blvd & Larsen Lane				Intersection Improvements				
		Will Not Adv			Washington Blvd. & Larsen Lane								
		STP_URB_O/L		\$0	\$0	\$0	\$0	\$0	\$0	\$0		\$0	\$0
		ST_CONCPT_D1		\$2,650	\$310	\$0	\$0	\$0	\$2,960	\$0		\$2,960	\$0
		ST_CONT_PG		\$1,910	\$8,816	\$0	\$0	\$0	\$10,726	\$0		\$10,726	\$0
		Total		\$4,561	\$9,126	\$0	\$0	\$0	\$13,686	\$0		\$13,686	\$0
WEBER	11993	Active	F-LC57(26)		Larsen Lane; N. Harrisville Rd to Washington Blvd				Reconstruct & Widening				
		To Be Adv Dt: 11/01/19			Larsen Lane; North Harrisville Road to Washington Blvd								
		LOCAL_INKIND		\$0	\$255,902	\$0	\$0	\$0	\$255,902	\$0		\$0	\$255,902
		L_CORR-WEBER		\$0	\$0	\$0	\$0	\$0	\$0	\$0		\$0	\$0
		STP_HIF_O/L		\$0	\$2,764,693	\$0	\$0	\$0	\$2,764,693	\$2,577,523		\$187,170	\$0
		STP_URB_O/L		\$759,307	\$0	\$0	\$0	\$0	\$759,307	\$759,307		\$0	\$0
		ST_CONCPT_D1		\$2,945	\$15	\$0	\$0	\$0	\$2,960	\$0		\$2,960	\$0
		ST_CONT_PG		\$342	\$10,384	\$0	\$0	\$0	\$10,726	\$0		\$10,726	\$0
		Total		\$762,594	\$3,030,994	\$0	\$0	\$0	\$3,793,588	\$3,336,830		\$200,856	\$255,902



DRAFT

DRAFT STIP

UDOT electronic Program Management Statewide Transportation Improvement Program



STIP 2020-2025

epm345_stip_report (Rev 1716)

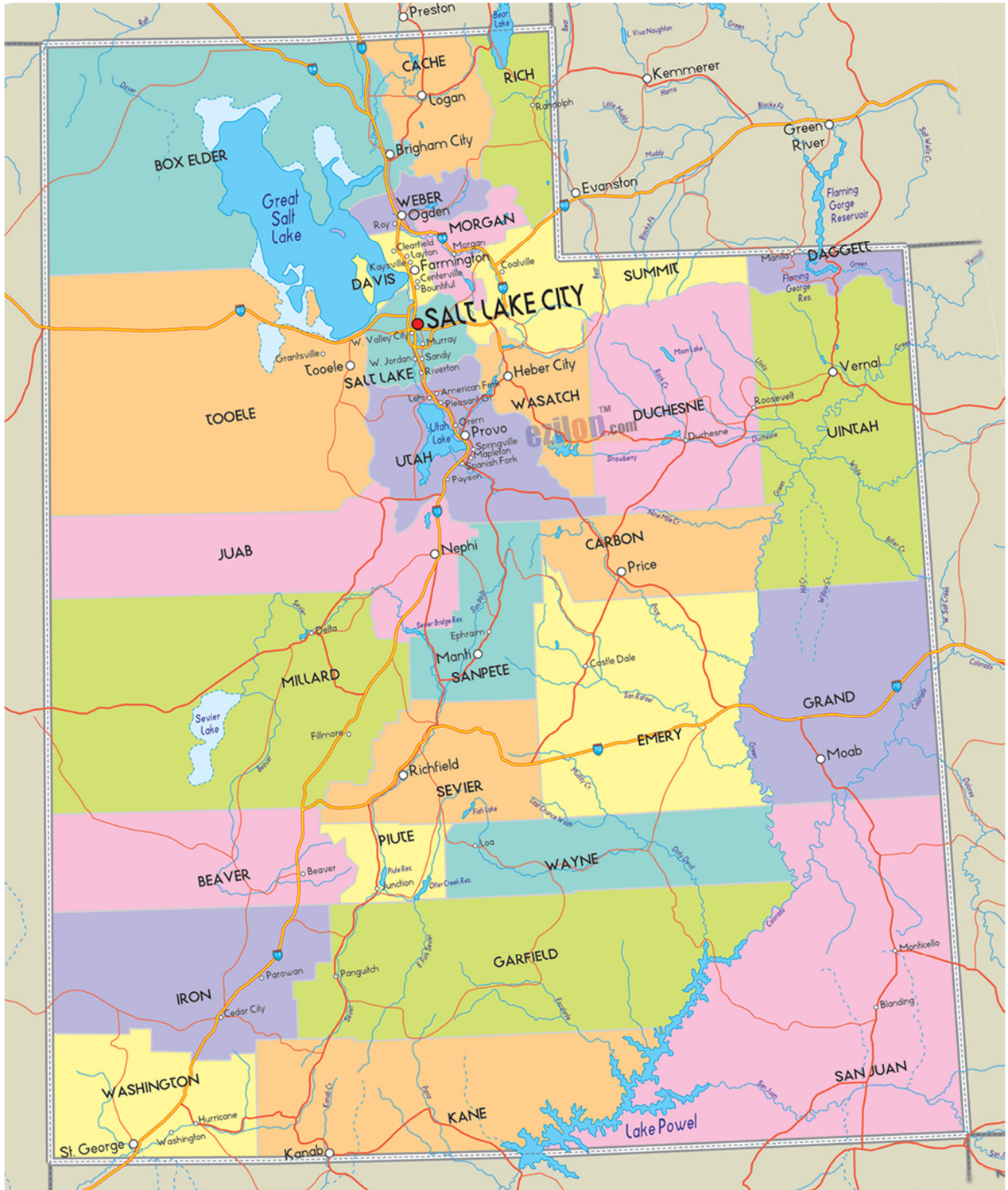
Report Run on: Aug 28, 2019, 04:20 P.M.

Region	PIN	Status	Project No.	Rt. Beg Len	PIN Description / Project Location				Concept Description			State	Other
		Fund	Prior	2020	2021	2022	2023	CD	Total	Fed Aid			
Weber County Projects													
WEBER	13132	STIP	F-0097(9)		SR-97 (5600 South); Hill AFB to 2050 West				Operations/Maintenance				
		To Be Adv Dt:			SR-97 (5600 South); Hill AFB to 2050 West								
		CMAQ_WFRC		\$0	\$0	\$0	\$0	\$804,462	\$804,462	\$750,000		\$54,462	\$0
WEBER	14045	Scoping	S-LC57(34)		4700 West; 5100 South to 5500 South				Reconstruct & Widening				
		Will Not Adv			4700 West; 5100 South to 5500 South								
		LOCAL_MATCH		\$0	\$0	\$0	\$0	\$0	\$0	\$0	\$0	\$0	\$0
		L_PASS_MATCH		\$0	\$207,915	\$0	\$0	\$0	\$0	\$207,915	\$0	\$0	\$207,915
		STP_URB_O/L		\$0	\$0	\$0	\$0	\$0	\$0	\$0	\$0	\$0	\$0
		ST_TIF		\$0	\$0	\$0	\$0	\$0	\$0	\$0	\$0	\$0	\$0
		ST_TIF_EXCH		\$827,734	\$1,251,415	\$0	\$0	\$0	\$2,079,148	\$0	\$2,079,148	\$0	\$0
		Total		\$827,734	\$1,459,330	\$0	\$0	\$0	\$2,287,063	\$0	\$2,079,148	\$207,915	\$0
WEBER	14057	Scoping	F-LC57(35)		Grant Promenade; 22nd Street to 2250 Street				Pedestrian/Bicycle Safety				
		Will Not Adv			Grant Promenade; 22nd Street to 2250 Street								
		TAP_URB_WFRC		\$0	\$373,270	\$0	\$0	\$0	\$373,270	\$348,000	\$0	\$25,270	\$0

County

These are listed in the 2020-2025 TIP as programs that identify the funding source but the specific projects.

These programs include Bridge Inspection, Region Project Concept Development, and Bridge Loading, Scour Inspection, Pavement Rehabilitation, Pavement Maintenance, etc.





DRAFT

DRAFT STIP

UDOT electronic Program Management

Statewide Transportation Improvement Program



STIP 2020-2025

epm345_stip_report (Rev 1716)

Report Run on: Aug 28, 2019, 04:20 P.M.

Region	PIN	Program Description	Fund	Prior	2020	2021	2022	2023	CD	Total	Fed Aid	State	Other
County Programs													
1	16615	REGION ONE; TRANSPORTATION SOLUTIONS PROGRAM											
		HSIP		\$0	\$1,850,000	\$0	\$0	\$0	\$0	\$1,850,000	\$1,724,755	\$125,245	\$0
		NHPP_IM		\$145,000	\$0	\$0	\$0	\$0	\$0	\$145,000	\$136,561	\$8,439	\$0
		NHPP_NHS		\$2,000,000	\$8,640	\$0	\$0	\$0	\$0	\$2,008,640	\$1,872,655	\$135,985	\$0
		STP_FLX_ST		\$7,572,998	\$10,562,568	\$350,000	\$0	\$0	\$0	\$18,485,565	\$17,234,093	\$1,251,473	\$0
		STP_URB_O/L		\$750,000	\$0	\$0	\$0	\$0	\$0	\$750,000	\$699,225	\$50,775	\$0
		ST_CONT_R1		\$13,718	\$86,282	\$0	\$0	\$0	\$0	\$100,000	\$0	\$100,000	\$0
		ST_PVMT		\$0	\$2,722,040	\$0	\$0	\$0	\$0	\$2,722,040	\$0	\$2,722,040	\$0
		ST_TRANS_SOL		\$935,994	\$6,509,006	\$0	\$0	\$0	\$0	\$7,445,000	\$0	\$7,445,000	\$0
		Total		\$11,417,710	\$21,738,536	\$350,000	\$0	\$0	\$0	\$33,506,246	\$21,667,289	\$11,838,957	\$0
2	16616	REGION TWO; TRANSPORTATION SOLUTIONS PROGRAM											
		HSIP		\$0	\$2,100,000	\$0	\$0	\$0	\$0	\$2,100,000	\$1,957,830	\$142,170	\$0
		LOCAL_GOV		\$0	\$9,653,384	\$0	\$0	\$0	\$0	\$9,653,384	\$0	\$0	\$9,653,384
		L_BETTERMENT		\$0	\$244,880	\$0	\$0	\$0	\$0	\$244,880	\$0	\$0	\$244,880
		NHPP_IM		\$2,687,359	\$15,214,242	\$0	\$0	\$0	\$0	\$17,901,601	\$16,859,728	\$1,041,873	\$0
		NHPP_NHS		\$4,048,787	\$1,727,062	\$0	\$0	\$0	\$0	\$5,775,850	\$5,384,825	\$391,025	\$0
		STP_FLX_ST		\$10,906,784	\$11,883,973	\$11,380,000	\$0	\$0	\$0	\$34,170,757	\$31,857,397	\$2,077,412	\$235,949
		STP_HIF_ST		\$490,000	\$0	\$0	\$0	\$0	\$0	\$490,000	\$456,827	\$33,173	\$0
		STP_SU_JHC		\$1,072,617	\$0	\$0	\$0	\$0	\$0	\$1,072,617	\$1,000,000	\$0	\$72,616
		ST_CONCPT_D2		\$25,188	\$0	\$0	\$0	\$0	\$0	\$25,188	\$0	\$25,188	\$0
		ST_PVMT		\$0	\$160,861	\$0	\$0	\$0	\$0	\$160,861	\$0	\$160,861	\$0
		ST_TRANS_SOL		\$505,500	\$0	\$0	\$0	\$0	\$0	\$505,500	\$0	\$505,500	\$0
		Total		\$19,736,234	\$40,984,402	\$11,380,000	\$0	\$0	\$0	\$72,100,637	\$57,516,607	\$4,377,202	\$10,206,828
3	15480	MOUNTAINLAND ASSOC. OF GOVERNMENTS EXCHANGE PROGRAM											
		STP_URB_P/O		\$0	\$468,196	\$0	\$0	\$0	\$0	\$468,196	\$436,499	\$0	\$0
		ST_EXCH_MAG		\$0	\$1,188,683	\$0	\$0	\$0	\$0	\$1,188,683	\$0	\$1,188,683	\$0
		ST_TIFEX_MAG		\$12,679,805	\$1,597,635	\$0	\$0	\$0	\$0	\$14,277,440	\$0	\$14,277,440	\$0
		Total		\$12,679,805	\$3,254,514	\$0	\$0	\$0	\$0	\$15,934,319	\$436,499	\$15,466,123	\$0



DRAFT

DRAFT STIP

UDOT electronic Program Management

Statewide Transportation Improvement Program



STIP 2020-2025

Report Run on: Aug 28, 2019, 04:20 P.M.

epm345_stip_report (Rev 1716)

Region	PIN	Program Description	Fund	Prior	2020	2021	2022	2023	CD	Total	Fed Aid	State	Other
County Programs													
3	16617	REGION THREE; TRANSPORTATION SOLUTIONS PROGRAM											
		HSIP		\$0	\$2,550,000	\$200,000	\$0	\$0	\$0	\$2,750,000	\$2,563,825	\$186,175	\$0
		LOCAL_GOV		\$110,291	\$1,289,709	\$0	\$0	\$0	\$0	\$1,400,000	\$0	\$0	\$1,400,000
		NHPP_IM		\$0	\$773,787	\$0	\$0	\$0	\$0	\$773,787	\$728,752	\$45,034	\$0
		NHPP_NHS		\$1,500,000	\$3,350,000	\$0	\$0	\$0	\$0	\$4,850,000	\$4,521,655	\$328,345	\$0
		OTHER_STATE		\$0	\$6,000,000	\$0	\$0	\$0	\$0	\$6,000,000	\$0	\$6,000,000	\$0
		STP_FLX_ST		\$13,259,230	\$23,407,988	\$0	\$0	\$0	\$0	\$36,667,217	\$34,184,847	\$2,482,371	\$0
		STP_UB_P/O_U		\$565,900	\$1,281,150	\$0	\$0	\$0	\$0	\$1,847,050	\$1,722,005	\$125,045	\$0
		ST_CONCPT_D3		\$263,245	-\$6,900	\$0	\$0	\$0	\$0	\$256,344	\$0	\$256,344	\$0
		ST_CONT_PG		\$7,860	\$12,140	\$0	\$0	\$0	\$0	\$20,000	\$0	\$20,000	\$0
		ST_CONT_R3		\$10,000	\$100,000	\$0	\$0	\$0	\$0	\$110,000	\$0	\$110,000	\$0
		ST_PVMT		\$4,136,652	\$11,039,540	\$0	\$0	\$0	\$0	\$15,176,193	\$0	\$15,176,193	\$0
		ST_PVMT_LV2		\$4,748,500	\$374,999	\$0	\$0	\$0	\$0	\$5,123,499	\$0	\$5,123,499	\$0
		ST_RET_ROW		\$2,468,161	\$1,031,839	\$0	\$0	\$0	\$0	\$3,500,000	\$0	\$3,500,000	\$0
		ST_TRANS_SOL		\$7,028,716	\$4,259,284	\$0	\$0	\$0	\$0	\$11,288,000	\$0	\$11,288,000	\$0
		UTA_FUNDS		\$4,000,000	\$0	\$0	\$0	\$0	\$0	\$4,000,000	\$0	\$0	\$4,000,000
		Total		\$38,098,554	\$55,463,536	\$200,000	\$0	\$0	\$0	\$93,762,090	\$43,721,084	\$44,641,006	\$5,400,000
4	16618	REGION FOUR; TRANSPORTATIONS SOLUTIONS PROGRAM											
		EM_RPF1@93.2		\$494,250	\$0	\$0	\$0	\$0	\$0	\$494,250	\$460,790	\$33,461	\$0
		EQ_BONUS(MG)		\$900,000	\$0	\$0	\$0	\$0	\$0	\$900,000	\$839,070	\$60,930	\$0
		HSIP		\$500,000	\$0	\$0	\$0	\$0	\$0	\$500,000	\$466,150	\$33,850	\$0
		LOCAL_GOV		\$0	\$2,161,000	\$0	\$0	\$0	\$0	\$2,161,000	\$0	\$0	\$2,161,000
		NHPP_BR		\$0	\$330,978	\$0	\$0	\$0	\$0	\$330,978	\$308,571	\$22,407	\$0
		NHPP_IM		\$1,690,000	\$4,628,967	\$0	\$0	\$0	\$0	\$6,318,967	\$5,951,203	\$367,764	\$0
		NHPP_NHS		\$5,875,821	\$8,548,712	\$0	\$0	\$0	\$0	\$14,424,533	\$13,447,992	\$976,541	\$0
		STP_BRIDGE		\$0	\$119,022	\$0	\$0	\$0	\$0	\$119,022	\$110,964	\$8,058	\$0
		STP_FLX_ST		\$6,469,111	\$14,836,045	\$0	\$0	\$0	\$0	\$21,305,156	\$19,862,797	\$1,442,359	\$0
		STP_RURAL		\$214,523	\$2,269	\$0	\$0	\$0	\$0	\$216,792	\$202,116	\$14,677	\$0
		ST_PVMT		\$1,520,803	\$850,326	\$0	\$0	\$0	\$0	\$2,371,128	\$0	\$2,371,128	\$0
		ST_PVMT_LV2		\$293,533	\$3,105,234	\$0	\$0	\$0	\$0	\$3,398,767	\$0	\$3,398,767	\$0
		ST_TIF		\$3,503,948	\$20,226,052	\$0	\$0	\$0	\$0	\$23,730,000	\$0	\$23,730,000	\$0
		ST_TRANS_SOL		\$2,350,258	\$2,638,143	\$0	\$0	\$0	\$0	\$4,988,401	\$0	\$4,988,401	\$0
		Total		\$23,812,247	\$57,446,747	\$0	\$0	\$0	\$0	\$81,258,995	\$41,649,652	\$37,448,343	\$2,161,000
9	15046	ATMS ASSET MANAGEMENT (LIFE CYCLE REPLACEMENT)											
		ST_ATMS_AM		\$1,805,374	\$2,360,362	\$0	\$0	\$0	\$0	\$4,165,736	\$0	\$4,165,736	\$0



DRAFT
DRAFT STIP

UDOT electronic Program Management Statewide Transportation Improvement Program



STIP 2020-2025

epm345_stip_report (Rev 1716)

Report Run on: Aug 28, 2019, 04:20 P.M.

Region	PIN	Program Description	Fund	Prior	2020	2021	2022	2023	CD	Total	Fed Aid	State	Other
County Programs													
9	17583	CONNECTED / AUTONOMOUS VEHICLE PROGRAM											
		ST_ATMS		\$1,685,592	\$246,178	\$0	\$0	\$0	\$0	\$1,931,771	\$0	\$1,931,771	\$0
		ST_CAV		\$0	\$1,000,000	\$1,000,000	\$0	\$0	\$0	\$2,000,000	\$0	\$2,000,000	\$0
		ST_PVMT		\$0	\$5,300,000	\$0	\$0	\$0	\$0	\$5,300,000	\$0	\$5,300,000	\$0
		ST_PVMT_LV2		\$0	\$2,700,000	\$0	\$0	\$0	\$0	\$2,700,000	\$0	\$2,700,000	\$0
		ST_TRANS_SOL		\$260,709	\$5,739,291	\$0	\$0	\$0	\$0	\$6,000,000	\$0	\$6,000,000	\$0
		UTA_FUNDS		\$0	\$63,000	\$0	\$0	\$0	\$0	\$63,000	\$0	\$0	\$63,000
		Total		\$1,946,301	\$15,048,469	\$1,000,000	\$0	\$0	\$0	\$17,994,771	\$0	\$17,931,771	\$63,000
9	17872	STATEWIDE SIGNALS MAINTENANCE & OPERATION - FY 2020											
		ST_SIGNL_M&O		\$0	\$3,075,000	\$5,600,000	\$0	\$0	\$0	\$8,675,000	\$0	\$8,675,000	\$0
9	17873	FREEWAY OPS DEPLOYMENT & MAINTENANCE PROGRAM - FY 2020											
		ST_ATMS		\$0	\$800,000	\$800,000	\$0	\$0	\$0	\$1,600,000	\$0	\$1,600,000	\$0
		ST_ATMS_AM		\$0	\$2,000,000	\$2,000,000	\$0	\$0	\$0	\$4,000,000	\$0	\$4,000,000	\$0
		Total		\$0	\$2,800,000	\$2,800,000	\$0	\$0	\$0	\$5,600,000	\$0	\$5,600,000	\$0
9	17874	ATMS DEPLOYMENT & MAINTENANCE PROGRAM - FY 2020											
		ST_ATMS		\$0	\$2,200,000	\$2,200,000	\$0	\$0	\$0	\$4,400,000	\$0	\$4,400,000	\$0
		ST_ATMS_AM		\$0	\$2,700,000	\$2,700,000	\$0	\$0	\$0	\$5,400,000	\$0	\$5,400,000	\$0
		Total		\$0	\$4,900,000	\$4,900,000	\$0	\$0	\$0	\$9,800,000	\$0	\$9,800,000	\$0
B	14862	STATEWIDE SAFETY EDUCATION AND ENFORCEMENT PROGRAM											
		ST_PVMT		\$150,000	\$150,000	\$0	\$0	\$0	\$0	\$300,000	\$0	\$300,000	\$0
		ST_SIGNALS		\$61,405	\$1,378,595	\$0	\$0	\$0	\$0	\$1,440,000	\$0	\$1,440,000	\$0
		ST_SIGNING		\$114,564	\$0	\$0	\$0	\$0	\$0	\$114,564	\$0	\$114,564	\$0
		ST_SPOT_SFTY		\$310,860	\$977,411	\$0	\$0	\$0	\$0	\$1,288,271	\$0	\$1,288,271	\$0
		ST_T&S_FUND		\$1,588,807	\$5,869,043	\$4,050,000	\$0	\$0	\$0	\$11,507,850	\$0	\$11,507,850	\$0
		ST_TRANS_SOL		\$2,186,148	\$105,443	\$0	\$0	\$0	\$0	\$2,291,590	\$0	\$2,291,590	\$0
		Total		\$4,411,784	\$8,480,491	\$4,050,000	\$0	\$0	\$0	\$16,942,275	\$0	\$16,942,275	\$0
P	15995	PLANNING											
		SPR_P_100%		\$0	\$5,792	\$0	\$0	\$0	\$0	\$5,792	\$5,792	\$0	\$0
S	9299	UNKNOWN FOUNDATIONS PROGRAM											
		ST_BRIDGE		\$0	\$103,155	\$0	\$0	\$0	\$0	\$103,155	\$0	\$103,155	\$0
		Total		\$0	\$103,155	\$0	\$0	\$0	\$0	\$103,155	\$0	\$103,155	\$0



DRAFT

DRAFT STIP

UDOT electronic Program Management

Statewide Transportation Improvement Program



STIP 2020-2025

epm345_stip_report (Rev 1716)

Report Run on: Aug 28, 2019, 04:20 P.M.

Region	PIN	Program Description	Fund	Prior	2020	2021	2022	2023	CD	Total	Fed Aid	State	Other
County Programs													
S	9369	BRIDGE INSPECTION PROGRAM											
		BR_ON/OFF		\$69,142	\$2,655	\$0	\$0	\$0	\$0	\$71,797	\$57,438	\$14,359	\$0
		NHPP_BR		\$1,552,000	\$200,969	\$0	\$400,000	\$0	\$2,000,000	\$4,152,969	\$3,871,813	\$281,156	\$0
		STP_BR		\$0	\$1,792,000	\$0	\$0	\$0	\$0	\$1,792,000	\$1,670,682	\$0	\$0
		STP_BRIDGE		\$4,652,600	\$2,000,000	\$2,000,000	\$2,000,000	\$0	\$10,000,000	\$20,652,600	\$19,254,419	\$1,398,181	\$0
		ST_BRIDGE		\$0	\$4,926	\$0	\$0	\$0	\$0	\$4,926	\$0	\$4,926	\$0
		ST_INELIGIBL		\$0	\$6,716	\$0	\$0	\$0	\$0	\$6,716	\$0	\$6,716	\$0
		Total		\$6,273,742	\$4,007,266	\$2,000,000	\$2,400,000	\$0	\$12,000,000	\$26,681,008	\$24,854,351	\$1,705,338	\$0
S	9615	LOAD RATING PROGRAM											
		NHPP_BR		\$700,000	\$302,400	\$300,000	\$0	\$0	\$0	\$1,302,400	\$1,214,228	\$88,173	\$0
		STP_BRIDGE		\$250,000	\$0	\$0	\$300,000	\$0	\$1,200,000	\$1,750,000	\$1,631,525	\$118,475	\$0
		ST_BRIDGE		\$102,781	\$12,219	\$0	\$0	\$0	\$0	\$115,000	\$0	\$115,000	\$0
		Total		\$1,052,781	\$314,620	\$300,000	\$300,000	\$0	\$1,200,000	\$3,167,400	\$2,845,753	\$321,648	\$0
S	9616	BRIDGE SCOUR INSPECTION PROGRAM											
		BR_ON/OFF		\$0	\$147,982	\$0	\$0	\$0	\$0	\$147,982	\$118,386	\$0	\$0
		ST_BRIDGE		\$0	\$56,129	\$0	\$0	\$0	\$0	\$56,129	\$0	\$56,129	\$0
		Total		\$0	\$204,111	\$0	\$0	\$0	\$0	\$204,111	\$118,386	\$56,129	\$0
S	9862	2012 STATEWIDE BRIDGE PRESERVATION PROGRAM											
		ST_BRIDGE		\$560,773	\$49,227	\$0	\$0	\$0	\$0	\$610,000	\$0	\$610,000	\$0
		Total		\$560,773	\$49,227	\$0	\$0	\$0	\$0	\$610,000	\$0	\$610,000	\$0
S	10948	STATEWIDE SIGNALS MAINTENANCE & OPERATION											
		ST_SIGNL_M&O		\$9,557,125	\$2,235,820	\$0	\$0	\$0	\$0	\$11,792,945	\$0	\$11,792,945	\$0
		Total		\$9,557,125	\$2,235,820	\$0	\$0	\$0	\$0	\$11,792,945	\$0	\$11,792,945	\$0
S	11798	2014 STATEWIDE BRIDGE PREVENTIVE MAINTENANCE PROGRAM											
		ST_BRIDGE		\$117,080	\$12,920	\$0	\$0	\$0	\$0	\$130,000	\$0	\$130,000	\$0
		Total		\$117,080	\$12,920	\$0	\$0	\$0	\$0	\$130,000	\$0	\$130,000	\$0
S	12132	2015 PAVEMENT PRESERVATION (ORANGE BOOK) PROGRAM											
		HSIP		\$4,500,000	\$0	\$0	\$0	\$0	\$0	\$4,500,000	\$4,195,350	\$304,650	\$0
		LOCAL_GOV'T		\$0	\$96,644	\$0	\$0	\$0	\$0	\$96,644	\$0	\$0	\$96,644
		NHPP_NHS		\$1,987,500	\$302,500	\$0	\$0	\$0	\$0	\$2,290,000	\$2,134,967	\$155,033	\$0
		Total		\$6,487,500	\$399,144	\$0	\$0	\$0	\$0	\$6,886,644	\$6,330,317	\$459,683	\$96,644
S	12133	2016 PAVEMENT PRESERVATION (ORANGE BOOK) PROGRAM											
		Total		\$0	\$0	\$0	\$0	\$0	\$0	\$0	\$0	\$0	\$0



DRAFT

DRAFT STIP

UDOT electronic Program Management

Statewide Transportation Improvement Program



STIP 2020-2025

epm345_stip_report (Rev 1716)

Report Run on: Aug 28, 2019, 04:20 P.M.

Region	PIN	Program Description	Fund	Prior	2020	2021	2022	2023	CD	Total	Fed Aid	State	Other
County Programs													
S	12134	2017 PAVEMENT PRESERVATION (ORANGE BOOK) PROGRAM											
		EM_RPF9@93.2		\$0	\$0	\$0	\$0	\$0	\$0	\$0	\$0	\$0	\$0
		EM_RPS9@93.2		\$0	\$0	\$0	\$0	\$0	\$0	\$0	\$0	\$0	\$0
		NHPP_NHS		\$550,000	\$0	\$0	\$0	\$0	\$0	\$550,000	\$512,765	\$37,235	\$0
		STP_FLX_ST		\$3,857,019	\$97,981	\$0	\$0	\$0	\$0	\$3,955,000	\$3,687,247	\$267,753	\$0
		ST_BRIDGE		\$395,099	\$4,901	\$0	\$0	\$0	\$0	\$400,000	\$0	\$400,000	\$0
		ST_CONCPT_D3		\$921	\$0	\$0	\$0	\$0	\$0	\$921	\$0	\$921	\$0
		Total		\$4,803,039	\$102,882	\$0	\$0	\$0	\$0	\$4,905,921	\$4,200,012	\$705,909	\$0
S	12135	2016 PAVEMENT REHABILITATION (PURPLE BOOK) PROGRAM											
		NHPP_IM		\$0	\$11,823,299	\$0	\$0	\$0	\$0	\$11,823,299	\$11,135,183	\$688,116	\$0
		NHPP_NHS		\$2,637,424	\$0	\$0	\$0	\$0	\$0	\$2,637,424	\$2,458,870	\$178,554	\$0
		OTHER		\$23,490	\$0	\$0	\$0	\$0	\$0	\$23,490	\$0	\$0	\$23,490
		STP_FLX_ST		\$3,626,890	\$1,054,592	\$0	\$0	\$0	\$0	\$4,681,482	\$4,364,546	\$316,936	\$0
		STP_URB_O/L		\$3,464,810	\$35,190	\$0	\$0	\$0	\$0	\$3,500,000	\$3,263,050	\$236,950	\$0
		ST_CONCPT_D1		\$18,898	\$0	\$0	\$0	\$0	\$0	\$18,898	\$0	\$18,898	\$0
		ST_INELIGIBL		\$0	\$7,799	\$0	\$0	\$0	\$0	\$7,799	\$0	\$7,799	\$0
		Total		\$9,771,512	\$12,920,881	\$0	\$0	\$0	\$0	\$22,692,393	\$21,221,649	\$1,447,253	\$23,490
S	12136	2017 PAVEMENT REHABILITATION (PURPLE BOOK) PROGRAM											
		EM_RPF9@93.2		\$183,038	\$0	\$0	\$0	\$0	\$0	\$183,038	\$170,646	\$12,392	\$0
		EM_RPS9@93.2		\$599,576	\$0	\$0	\$0	\$0	\$0	\$599,576	\$558,984	\$40,591	\$0
		EQ_BONUS(MG)		\$200,000	\$0	\$0	\$0	\$0	\$0	\$200,000	\$186,460	\$13,540	\$0
		HSIP		\$1,069,998	\$2	\$0	\$0	\$0	\$0	\$1,070,000	\$997,561	\$72,439	\$0
		LOCAL_GOVT		\$25,000	\$0	\$0	\$0	\$0	\$0	\$25,000	\$0	\$0	\$25,000
		L_BETTERMENT		\$1,199,198	\$21,771	\$0	\$0	\$0	\$0	\$1,220,969	\$0	\$0	\$1,220,969
		NHPP_BR		\$112,059	\$0	\$0	\$0	\$0	\$0	\$112,059	\$104,473	\$7,586	\$0
		NHPP_IM		\$11,730,442	\$0	\$0	\$0	\$0	\$0	\$11,730,442	\$11,047,730	\$682,712	\$0
		NHPP_NHS		\$0	\$80,000	\$0	\$0	\$0	\$0	\$80,000	\$74,584	\$5,416	\$0
		NHS		\$420,000	\$0	\$0	\$0	\$0	\$0	\$420,000	\$391,566	\$28,434	\$0
		STP_FLX_ST		\$21,916,121	\$7,355,632	\$0	\$0	\$0	\$0	\$29,271,753	\$27,290,055	\$1,981,698	\$0
		STP_URB_O/L		\$0	\$378,142	\$0	\$0	\$0	\$0	\$378,142	\$352,542	\$0	\$0
		ST_CONCPT_D1		\$18,210	\$0	\$0	\$0	\$0	\$0	\$18,210	\$0	\$18,210	\$0
		ST_CONCPT_D3		\$4,433	\$0	\$0	\$0	\$0	\$0	\$4,433	\$0	\$4,433	\$0
		ST_PVMT		\$651	\$256,915	\$0	\$0	\$0	\$0	\$257,566	\$0	\$257,566	\$0
		Total		\$37,478,725	\$8,092,463	\$0	\$0	\$0	\$0	\$45,571,188	\$41,174,601	\$3,125,017	\$1,245,969
S	12137	2015 STATEWIDE BRIDGE PREVENTIVE MAINTENANCE PROGRAM											
		ST_BRIDGE		\$751,352	\$108,325	\$0	\$0	\$0	\$0	\$859,677	\$0	\$859,677	\$0
		Total		\$751,352	\$108,325	\$0	\$0	\$0	\$0	\$859,677	\$0	\$859,677	\$0



DRAFT

DRAFT STIP

UDOT electronic Program Management Statewide Transportation Improvement Program



STIP 2020-2025

epm345_stip_report (Rev 1716)

Report Run on: Aug 28, 2019, 04:20 P.M.

Region	PIN	Program Description	Fund	Prior	2020	2021	2022	2023	CD	Total	Fed Aid	State	Other
County Programs													
S	12138	2016 STATEWIDE BRIDGE PREVENTIVE MAINTENANCE PROGRAM											
		NHPP_BR		\$165,751	\$86,886	\$0	\$0	\$0	\$0	\$252,637	\$235,534	\$11,221	\$0
		STP_BRIDGE		\$0	\$375	\$0	\$0	\$0	\$0	\$375	\$349	\$0	\$0
		STP_FLX_ST		\$0	\$307,673	\$0	\$0	\$0	\$0	\$307,673	\$286,844	\$0	\$0
		ST_BRIDGE		\$2,920,603	\$219,324	\$0	\$0	\$0	\$0	\$3,139,927	\$0	\$3,139,927	\$0
		ST_CONCPT_D3		\$77	\$2,468	\$0	\$0	\$0	\$0	\$2,544	\$0	\$2,544	\$0
		Total		\$3,086,431	\$616,725	\$0	\$0	\$0	\$0	\$3,703,156	\$522,727	\$3,153,693	\$0
S	12139	2017 STATEWIDE BRIDGE PREVENTIVE MAINTENANCE PROGRAM											
		NHPP_BR		\$9,678,111	\$100,000	\$0	\$0	\$0	\$0	\$9,778,111	\$9,116,133	\$661,978	\$0
		STP_BRIDGE		\$750,000	\$256,048	\$0	\$0	\$0	\$0	\$1,006,048	\$937,938	\$68,109	\$0
		STP_FLX_ST		\$1,649,000	\$0	\$0	\$0	\$0	\$0	\$1,649,000	\$1,537,363	\$111,637	\$0
		ST_BRIDGE		\$2,050,001	\$5,108,699	\$0	\$0	\$0	\$0	\$7,158,700	\$0	\$7,158,700	\$0
		Total		\$14,127,112	\$5,464,747	\$0	\$0	\$0	\$0	\$19,591,859	\$11,591,434	\$8,000,425	\$0
S	12781	UNOBLIGATED TIF/CHNF FUNDS PROGRAM											
		FA_MISC		\$0	\$7,751	\$0	\$0	\$0	\$0	\$7,751	\$6,201	\$0	\$0
		ST_CHF		\$0	\$9,900,174	\$0	\$0	\$0	\$0	\$9,900,174	\$0	\$9,900,174	\$0
		ST_GF_CHN		\$0	\$16,268,034	\$499,000	\$0	\$0	\$0	\$16,767,034	\$0	\$16,767,034	\$0
		ST_GF_HB173		\$0	\$942,057	\$0	\$0	\$0	\$0	\$942,057	\$0	\$942,057	\$0
		ST_GF_HCP		\$0	\$110,586	\$0	\$0	\$0	\$0	\$110,586	\$0	\$110,586	\$0
		ST_HB377/TF		\$0	\$70,946	\$0	\$0	\$0	\$0	\$70,946	\$0	\$70,946	\$0
		ST_ICTD		\$0	\$1,101,017	\$0	\$0	\$0	\$0	\$1,101,017	\$0	\$1,101,017	\$0
		ST_SB215		\$0	\$58,792	\$0	\$0	\$0	\$0	\$58,792	\$0	\$58,792	\$0
		ST_STLMNT		\$0	\$1,860,676	\$0	\$0	\$0	\$0	\$1,860,676	\$0	\$1,860,676	\$0
		ST_TIF		\$0	\$2,000,766	\$0	\$0	\$0	\$0	\$2,000,766	\$0	\$2,000,766	\$0
		ST_TIF_EXCH		\$0	\$237	\$0	\$0	\$0	\$0	\$237	\$0	\$237	\$0
		ST_TIF_HB377		\$0	\$4,320,234	\$0	\$0	\$0	\$0	\$4,320,234	\$0	\$4,320,234	\$0
		ST_TIF_PRES		\$0	\$8,300,000	\$0	\$0	\$0	\$0	\$8,300,000	\$0	\$8,300,000	\$0
		ST_TIF_SB229		\$0	\$4,856,545	\$0	\$0	\$0	\$0	\$4,856,545	\$0	\$4,856,545	\$0
		Total		\$0	\$49,797,815	\$499,000	\$0	\$0	\$0	\$50,296,815	\$6,201	\$50,289,065	\$0



DRAFT

DRAFT STIP

UDOT electronic Program Management

Statewide Transportation Improvement Program



STIP 2020-2025

Report Run on: Aug 28, 2019, 04:20 P.M.

epm345_stip_report (Rev 1716)

Region	PIN	Program Description	Fund	Prior	2020	2021	2022	2023	CD	Total	Fed Aid	State	Other
County Programs													
S	12956	2018 PAVEMENT PRESERVATION (ORANGE BOOK) PROGRAM											
		EQ_BONUS(MG)		\$1,579,890	\$0	\$0	\$0	\$0	\$0	\$1,579,890	\$1,472,932	\$106,959	\$0
		HSIP		\$500,000	\$0	\$0	\$0	\$0	\$0	\$500,000	\$466,150	\$33,850	\$0
		IM		\$2,046	\$0	\$0	\$0	\$0	\$0	\$2,046	\$1,927	\$119	\$0
		NHPP_IM		\$6,706,202	\$16,058	\$0	\$0	\$0	\$0	\$6,722,260	\$6,331,024	\$391,236	\$0
		NHPP_NHS		\$14,293,896	\$290,040	\$0	\$0	\$0	\$0	\$14,583,936	\$13,596,603	\$987,332	\$0
		SEC154_HSIP		\$1,450,000	\$0	\$0	\$0	\$0	\$0	\$1,450,000	\$1,351,835	\$98,165	\$0
		STP_FLX_ST		\$25,406,736	\$1,471,054	\$0	\$0	\$0	\$0	\$26,877,791	\$25,058,164	\$1,819,626	\$0
		ST_CONCPT_D3		\$24,895	\$9,868	\$0	\$0	\$0	\$0	\$34,763	\$0	\$34,763	\$0
		ST_PVMT		\$403,545	\$462,534	\$0	\$0	\$0	\$0	\$866,079	\$0	\$866,079	\$0
		Total		\$50,367,210	\$2,249,554	\$0	\$0	\$0	\$0	\$52,616,764	\$48,278,635	\$4,338,129	\$0
S	12957	2018 PAVEMENT REHABILITATION (PURPLE BOOK) PROGRAM											
		EM_RPF9@93.2		\$871,606	\$0	\$0	\$0	\$0	\$0	\$871,606	\$812,598	\$59,008	\$0
		EM_RPS9@93.2		\$1,239	\$0	\$0	\$0	\$0	\$0	\$1,239	\$1,155	\$84	\$0
		HSIP		\$2,300,000	\$0	\$0	\$0	\$0	\$0	\$2,300,000	\$2,144,290	\$155,710	\$0
		HSIP_HRRR_SR		\$627,993	\$0	\$0	\$0	\$0	\$0	\$627,993	\$585,478	\$42,515	\$0
		IM		\$140,742	\$0	\$0	\$0	\$0	\$0	\$140,742	\$132,551	\$8,191	\$0
		L_BETTERMENT		\$118,541	\$1,443,459	\$0	\$0	\$0	\$0	\$1,562,000	\$0	\$0	\$1,562,000
		NHPP_IM		\$24,419,938	\$0	\$0	\$0	\$0	\$0	\$24,419,938	\$22,998,698	\$1,421,240	\$0
		NHPP_NHS		\$23,916,186	\$2,897,731	\$0	\$0	\$0	\$0	\$26,813,917	\$24,998,615	\$1,815,302	\$0
		SEC154_HSIP		\$673,007	\$0	\$0	\$0	\$0	\$0	\$673,007	\$627,444	\$45,563	\$0
		STP_BRIDGE		\$300,000	\$0	\$0	\$0	\$0	\$0	\$300,000	\$279,690	\$20,310	\$0
		STP_FLX_ST		\$40,039,644	\$1,544,709	\$0	\$0	\$0	\$0	\$41,584,353	\$38,769,092	\$2,815,261	\$0
		STP_RURAL		\$2,069,361	\$75,871	\$0	\$0	\$0	\$0	\$2,145,232	\$2,000,000	\$145,232	\$0
		STP_UB_P/O_U		\$9,323,191	\$0	\$0	\$0	\$0	\$0	\$9,323,191	\$8,692,011	\$631,180	\$0
		ST_CONCPT_D3		\$11,300	-\$178	\$0	\$0	\$0	\$0	\$11,122	\$0	\$11,122	\$0
		ST_PVMT		\$4,241,724	\$850,000	\$0	\$0	\$0	\$0	\$5,091,724	\$0	\$5,091,724	\$0
		ST_PVMT_LV2		\$8,593,075	\$6,076,925	\$0	\$0	\$0	\$0	\$14,670,000	\$0	\$14,670,000	\$0
		ST_SIGNALS		\$35,609	\$49,891	\$0	\$0	\$0	\$0	\$85,500	\$0	\$85,500	\$0
		Total		\$118,370,363	\$12,251,202	\$0	\$0	\$0	\$0	\$130,621,564	\$102,041,622	\$27,017,942	\$1,562,000
S	12958	2018 STATEWIDE BRIDGE PREVENTIVE MAINTENANCE PROGRAM											
		NHPP_BR		\$210,000	\$570,323	\$0	\$0	\$0	\$0	\$780,323	\$727,495	\$52,828	\$0
		STP_BRIDGE		\$45,000	\$1,864,833	\$0	\$0	\$0	\$0	\$1,909,833	\$1,780,537	\$129,296	\$0
		STP_FLX_ST		\$2,385,000	\$0	\$0	\$0	\$0	\$0	\$2,385,000	\$2,223,536	\$161,465	\$0
		ST_BRIDGE		\$1,018,295	\$8,553,655	\$0	\$0	\$0	\$0	\$9,571,950	\$0	\$9,571,950	\$0
		ST_PVMT		\$59,597	\$340,403	\$0	\$0	\$0	\$0	\$400,000	\$0	\$400,000	\$0
		Total		\$3,717,891	\$11,329,214	\$0	\$0	\$0	\$0	\$15,047,106	\$4,731,567	\$10,315,538	\$0



DRAFT

DRAFT STIP

UDOT electronic Program Management

Statewide Transportation Improvement Program



STIP 2020-2025

epm345_stip_report (Rev 1716)

Report Run on: Aug 28, 2019, 04:20 P.M.

Region	PIN	Program Description	Fund	Prior	2020	2021	2022	2023	CD	Total	Fed Aid	State	Other
County Programs													
S	13311	TRANSPORTATION ALTERNATIVE PROGRAM (TAP)											
		LOCAL_GOV		\$42,152	\$1,356,298	\$0	\$0	\$0	\$0	\$1,398,450	\$0	\$0	\$1,398,450
		LOCAL_MATCH		\$0	\$101,550	\$0	\$0	\$0	\$0	\$101,550	\$0	\$0	\$101,550
		L_PASS_MATCH		\$0	\$5,415,142	\$0	\$0	\$0	\$0	\$5,415,142	\$0	\$0	\$5,415,142
		ST_CONT_R1		\$100,000	\$18,829	\$0	\$0	\$0	\$0	\$118,829	\$0	\$118,829	\$0
		ST_CONT_R3		\$200,000	\$0	\$0	\$0	\$0	\$0	\$200,000	\$0	\$200,000	\$0
		ST_PVMT		\$2,383,114	\$10,664,158	\$2,000,000	\$1,400,000	\$0	\$0	\$16,447,272	\$0	\$16,447,272	\$0
		ST_TRANS_SOL		\$0	\$2,000,000	\$0	\$0	\$0	\$0	\$2,000,000	\$0	\$2,000,000	\$0
		Total		\$2,725,266	\$19,555,977	\$2,000,000	\$1,400,000	\$0	\$0	\$25,681,242	\$0	\$18,766,101	\$6,915,142
S	13716	2016 ASSET MANAGEMENT PROGRAM											
		HSIP		\$2,000,000	\$0	\$0	\$0	\$0	\$0	\$2,000,000	\$1,864,600	\$135,400	\$0
		HSIP_100%		\$1,723,228	\$0	\$0	\$0	\$0	\$0	\$1,723,228	\$1,723,228	\$0	\$0
		NHPP_EXEMPT		\$4,760,995	\$304,371	\$0	\$0	\$0	\$0	\$5,065,366	\$4,722,440	\$322,319	\$0
		NHPP_NHS		\$2,512,550	\$600,000	\$0	\$0	\$0	\$0	\$3,112,550	\$2,901,830	\$210,720	\$0
		NHS		\$639,005	\$0	\$0	\$0	\$0	\$0	\$639,005	\$595,744	\$43,261	\$0
		STP_FLX_ST		\$20,332,048	\$204,020	\$0	\$0	\$0	\$0	\$20,536,068	\$19,145,776	\$1,390,292	\$0
		ST_CLS_ADJ		\$0	\$0	\$0	\$0	\$0	\$0	\$0	\$0	\$0	\$0
		ST_CONCPT_D1		\$15,000	\$0	\$0	\$0	\$0	\$0	\$15,000	\$0	\$15,000	\$0
		ST_CONCPT_D3		\$1,804	\$0	\$0	\$0	\$0	\$0	\$1,804	\$0	\$1,804	\$0
		ST_CONT_R3		\$210,000	\$0	\$0	\$0	\$0	\$0	\$210,000	\$0	\$210,000	\$0
		ST_PVMT		\$442,288	\$116,341	\$0	\$0	\$0	\$0	\$558,628	\$0	\$558,628	\$0
		ST_SIGNALS		\$25,000	\$0	\$0	\$0	\$0	\$0	\$25,000	\$0	\$25,000	\$0
		ST_TOLL_CR		\$0	\$135,400	\$0	\$0	\$0	\$0	\$135,400	\$0	\$135,400	\$0
		Total		\$32,661,918	\$1,360,132	\$0	\$0	\$0	\$0	\$34,022,050	\$30,953,619	\$3,047,824	\$0
S	13717	2017 ASSET MANAGEMENT PROGRAM											
		LOCAL_GOV		\$45,438	\$154,562	\$0	\$0	\$0	\$0	\$200,000	\$0	\$0	\$200,000
		NHPP_IM		\$2,195,000	\$0	\$0	\$0	\$0	\$0	\$2,195,000	\$2,067,251	\$127,749	\$0
		STP_BRIDGE		\$2,790,164	\$0	\$0	\$0	\$0	\$0	\$2,790,164	\$2,601,270	\$188,894	\$0
		STP_FLX_ST		\$13,968,658	\$0	\$0	\$0	\$0	\$0	\$13,968,658	\$13,022,980	\$945,678	\$0
		ST_ATMS		\$274,466	\$25,534	\$0	\$0	\$0	\$0	\$300,000	\$0	\$300,000	\$0
		ST_CODE_ONE		\$71	\$14,929	\$0	\$0	\$0	\$0	\$15,000	\$0	\$15,000	\$0
		ST_INS-RECOV		\$311,163	\$10,854	\$0	\$0	\$0	\$0	\$322,017	\$0	\$322,017	\$0
		ST_PVMT		\$0	\$5,000	\$0	\$0	\$0	\$0	\$5,000	\$0	\$5,000	\$0
		Total		\$19,584,960	\$210,880	\$0	\$0	\$0	\$0	\$19,795,840	\$17,691,501	\$1,904,338	\$200,000



DRAFT

DRAFT STIP

UDOT electronic Program Management

Statewide Transportation Improvement Program



STIP 2020-2025

epm345_stip_report (Rev 1716)

Report Run on: Aug 28, 2019, 04:20 P.M.

Region	PIN	Program Description	Fund	Prior	2020	2021	2022	2023	CD	Total	Fed Aid	State	Other
County Programs													
S	13770	2017 LOW VOLUME REHABILITATION (PURPLE BOOK) PROGRAM											
		HSIP		\$0	\$0	\$0	\$0	\$0	\$0	\$0	\$0	\$0	\$0
		HSIP_HRRR_SR		\$0	\$0	\$0	\$0	\$0	\$0	\$0	\$0	\$0	\$0
		ST_PVMT_LV2		\$6,473,749	\$1,076,251	\$0	\$0	\$0	\$0	\$7,550,000	\$0	\$7,550,000	\$0
		Total		\$6,473,749	\$1,076,251	\$0	\$0	\$0	\$0	\$7,550,000	\$0	\$7,550,000	\$0
S	13771	2018 LOW VOLUME REHABILITATION (PURPLE BOOK) PROGRAM											
		LOCAL_GOV		\$30,000	\$0	\$0	\$0	\$0	\$0	\$30,000	\$0	\$0	\$30,000
		NHPP_NHS		\$2,650,000	\$0	\$0	\$0	\$0	\$0	\$2,650,000	\$2,470,595	\$179,405	\$0
		STP_FLX_ST		\$1,761,820	\$68,180	\$0	\$0	\$0	\$0	\$1,830,000	\$1,706,109	\$123,891	\$0
		ST_PVMT		\$0	\$400,001	\$0	\$0	\$0	\$0	\$400,001	\$0	\$400,001	\$0
		ST_PVMT_LV2		\$17,739,011	\$2,631,539	\$0	\$0	\$0	\$0	\$20,370,550	\$0	\$20,370,550	\$0
		Total		\$22,180,831	\$3,099,720	\$0	\$0	\$0	\$0	\$25,280,551	\$4,176,704	\$21,073,847	\$30,000
S	13952	2019 HIGH VOLUME PAVEMENT PRESERVATION (OB) PROGRAM											
		EM_RPF1@93.2		\$993,832	\$0	\$0	\$0	\$0	\$0	\$993,832	\$926,549	\$67,282	\$0
		EQ_BONUS(MG)		\$1,158,714	\$0	\$0	\$0	\$0	\$0	\$1,158,714	\$1,080,269	\$78,445	\$0
		HSIP		\$2,505,000	\$0	\$0	\$0	\$0	\$0	\$2,505,000	\$2,335,412	\$169,589	\$0
		NHPP_IM		\$11,064,810	\$190,000	\$0	\$0	\$0	\$0	\$11,254,810	\$10,599,780	\$655,030	\$0
		NHPP_NHS		\$4,834,045	\$2,575,955	\$0	\$0	\$0	\$0	\$7,410,000	\$6,908,343	\$501,657	\$0
		STP_FLX_ST		\$34,859,081	\$5,584,392	\$0	\$0	\$0	\$0	\$40,443,473	\$37,705,450	\$2,738,023	\$0
		ST_CONT_R1		\$250,000	\$0	\$0	\$0	\$0	\$0	\$250,000	\$0	\$250,000	\$0
		ST_SPOT_MNT		\$0	\$231,500	\$0	\$0	\$0	\$0	\$231,500	\$0	\$231,500	\$0
		ST_TRANS_SOL		\$0	\$180,000	\$0	\$0	\$0	\$0	\$180,000	\$0	\$180,000	\$0
		Total		\$55,665,482	\$8,761,847	\$0	\$0	\$0	\$0	\$64,427,329	\$59,555,803	\$4,871,526	\$0



DRAFT

DRAFT STIP

UDOT electronic Program Management Statewide Transportation Improvement Program



STIP 2020-2025

Report Run on: Aug 28, 2019, 04:20 P.M.

epm345_stip_report (Rev 1716)

Region	PIN	Program Description	Fund	Prior	2020	2021	2022	2023	CD	Total	Fed Aid	State	Other
County Programs													
S	13953	2019 HIGH VOLUME PAVEMENT REHABILITATION (PB) PROGRAM											
		EM_RPF1@93.2		\$2,596,513	\$0	\$0	\$0	\$0	\$0	\$2,596,513	\$2,420,729	\$175,784	\$0
		EM_RPF9@93.2		\$27,237	\$0	\$0	\$0	\$0	\$0	\$27,237	\$25,393	\$1,844	\$0
		EM_RPS9@93.2		\$53	\$0	\$0	\$0	\$0	\$0	\$53	\$49	\$4	\$0
		HSIP		\$300,000	\$0	\$0	\$0	\$0	\$0	\$300,000	\$279,690	\$20,310	\$0
		L_BETTERMENT		\$31,899	\$110,588	\$0	\$0	\$0	\$0	\$142,487	\$0	\$0	\$142,487
		NHPP_IM		\$150,000	\$0	\$0	\$0	\$0	\$0	\$150,000	\$141,270	\$8,730	\$0
		NHPP_NHS		\$9,594,338	\$791,075	\$0	\$0	\$0	\$0	\$10,385,413	\$9,682,320	\$703,092	\$0
		R/H_HZ_ELM90		\$100,000	\$0	\$0	\$0	\$0	\$0	\$100,000	\$90,000	\$10,000	\$0
		STP_FLX_ST		\$79,149,181	\$16,547,440	\$0	\$0	\$0	\$0	\$95,696,621	\$89,217,960	\$6,478,661	\$0
		STP_HIF_ST		\$1,870,535	\$0	\$0	\$0	\$0	\$0	\$1,870,535	\$1,743,899	\$126,635	\$0
		STP_RURAL		\$11,365,799	\$0	\$0	\$0	\$0	\$0	\$11,365,799	\$10,596,334	\$769,465	\$0
		STP_UB_P/O_U		\$500,000	\$0	\$0	\$0	\$0	\$0	\$500,000	\$466,150	\$33,850	\$0
		ST_CONCPT_D1		\$0	\$24,190	\$0	\$0	\$0	\$0	\$24,190	\$0	\$24,190	\$0
		ST_CONCPT_D3		\$4,120	\$0	\$0	\$0	\$0	\$0	\$4,120	\$0	\$4,120	\$0
		ST_PVMT		\$102,666	\$691	\$0	\$0	\$0	\$0	\$103,358	\$0	\$103,358	\$0
		ST_PVMT_LV2		\$0	\$2,511,500	\$0	\$0	\$0	\$0	\$2,511,500	\$0	\$2,511,500	\$0
		ST_RET_ROW		\$3,404	\$858,995	\$0	\$0	\$0	\$0	\$862,399	\$0	\$862,399	\$0
		ST_TRANS_SOL		\$0	\$100,000	\$0	\$0	\$0	\$0	\$100,000	\$0	\$100,000	\$0
		Total		\$105,795,744	\$20,944,480	\$0	\$0	\$0	\$0	\$126,740,224	\$114,663,795	\$11,933,942	\$142,487
S	14313	2019 LOW VOLUME PRESERAFTION (ORANGE BOOK) PROGRM											
		ST_PVMT_LV2		\$0	\$1,525,000	\$0	\$0	\$0	\$0	\$1,525,000	\$0	\$1,525,000	\$0
		Total		\$0	\$1,525,000	\$0	\$0	\$0	\$0	\$1,525,000	\$0	\$1,525,000	\$0
S	14314	2019 LOW VOLUME REHABILITATION (PURPLE BOOK) PROGRAM											
		OTHER_STATE		\$255,733	\$0	\$0	\$0	\$0	\$0	\$255,733	\$0	\$255,733	\$0
		STP_FLX_ST		\$3,563,378	\$0	\$0	\$0	\$0	\$0	\$3,563,378	\$3,322,138	\$241,241	\$0
		STP_HIF_ST		\$2,697,455	\$2,545	\$0	\$0	\$0	\$0	\$2,700,000	\$2,517,210	\$182,790	\$0
		STP_RURAL		\$50,000	\$1,932,478	\$0	\$0	\$0	\$0	\$1,982,478	\$1,848,264	\$134,214	\$0
		ST_PVMT		\$0	\$80,682	\$0	\$0	\$0	\$0	\$80,682	\$0	\$80,682	\$0
		ST_PVMT_LV2		\$2,863,912	\$26,249,551	\$0	\$0	\$0	\$0	\$29,113,462	\$0	\$29,113,462	\$0
		ST_TRANS_SOL		\$0	\$145,000	\$0	\$0	\$0	\$0	\$145,000	\$0	\$145,000	\$0
		Total		\$9,430,478	\$28,410,255	\$0	\$0	\$0	\$0	\$37,840,733	\$7,687,611	\$30,153,122	\$0
S	14349	2017 BRIDGE MAINTENANCE PROGRAM											



DRAFT

DRAFT STIP

UDOT electronic Program Management

Statewide Transportation Improvement Program



STIP 2020-2025

Report Run on: Aug 28, 2019, 04:20 P.M.

epm345_stip_report (Rev 1716)

Region	PIN	Program Description	Fund	Prior	2020	2021	2022	2023	CD	Total	Fed Aid	State	Other
County Programs													
S	14350	2018 BRIDGE MAINTENANCE PROGRAM											
		ST_BRIDGE		\$115,454	\$840,887	\$0	\$0	\$0	\$0	\$956,341	\$0	\$956,341	\$0
		ST_PVMT		\$0	\$300,000	\$0	\$0	\$0	\$0	\$300,000	\$0	\$300,000	\$0
		Total		\$115,454	\$1,140,887	\$0	\$0	\$0	\$0	\$1,256,341	\$0	\$1,256,341	\$0
S	14351	2019 BRIDGE MAINTENANCE PROGRAM											
		ST_BRIDGE		\$163,000	\$404,500	\$0	\$0	\$0	\$0	\$567,500	\$0	\$567,500	\$0
		ST_TRANS_SOL		\$47,000	\$0	\$0	\$0	\$0	\$0	\$47,000	\$0	\$47,000	\$0
		Total		\$210,000	\$404,500	\$0	\$0	\$0	\$0	\$614,500	\$0	\$614,500	\$0
S	15195	2020 HIGH VOLUME PAVEMENT PRESERVATION (OB) PROGRAM											
		CMAQ_WFRC		\$311,500	\$0	\$0	\$0	\$0	\$0	\$311,500	\$290,411	\$21,089	\$0
		NHPP_BR		\$140,000	\$0	\$0	\$0	\$0	\$0	\$140,000	\$130,522	\$9,478	\$0
		NHPP_IM		\$183,000	\$22,678,735	\$0	\$0	\$0	\$0	\$22,861,735	\$21,531,182	\$1,330,553	\$0
		NHPP_NHS		\$470,000	\$14,502,787	\$0	\$0	\$0	\$0	\$14,972,787	\$13,959,129	\$1,013,658	\$0
		STP_BRIDGE		\$250,000	\$0	\$0	\$0	\$0	\$0	\$250,000	\$233,075	\$16,925	\$0
		STP_FLX_ST		\$1,062,000	\$20,842,635	\$0	\$0	\$0	\$0	\$21,904,635	\$20,421,691	\$1,482,944	\$0
		ST_CONCPT_D3		\$2,765	\$0	\$0	\$0	\$0	\$0	\$2,765	\$0	\$2,765	\$0
		ST_PVMT		\$27,127	\$2,873	\$0	\$0	\$0	\$0	\$30,000	\$0	\$30,000	\$0
		ST_RET_ROW		\$0	\$2,716,530	\$0	\$0	\$0	\$0	\$2,716,530	\$0	\$2,716,530	\$0
		Total		\$2,446,392	\$60,743,560	\$0	\$0	\$0	\$0	\$63,189,952	\$56,566,011	\$6,623,941	\$0
S	15196	2020 HIGH VOLUME PAVEMENT REHABILITATION (PB) PROGRAM											
		HSIP		\$0	\$6,400,000	\$0	\$0	\$0	\$0	\$6,400,000	\$5,966,720	\$433,280	\$0
		NHPP_IM		\$0	\$14,320,001	\$0	\$0	\$0	\$0	\$14,320,001	\$13,486,577	\$833,424	\$0
		NHPP_NHS		\$320,000	\$14,869,999	\$0	\$0	\$0	\$0	\$15,189,999	\$14,161,636	\$1,028,363	\$0
		STP_FLX_ST		\$800,000	\$88,151,430	\$2,345,000	\$0	\$0	\$0	\$91,296,430	\$85,115,662	\$6,180,768	\$0
		STP_HIF_ST		\$0	\$1,663,405	\$0	\$0	\$0	\$0	\$1,663,405	\$1,550,792	\$112,613	\$0
		STP_RURAL		\$0	\$1,039,000	\$0	\$0	\$0	\$0	\$1,039,000	\$968,660	\$70,340	\$0
		STP_UB_P/O_U		\$0	\$7,720,000	\$0	\$0	\$0	\$0	\$7,720,000	\$7,197,356	\$522,644	\$0
		ST_PVMT_LV2		\$0	\$1,776,639	\$0	\$0	\$0	\$0	\$1,776,639	\$0	\$1,776,639	\$0
		ST_RET_ROW		\$0	\$1,425,237	\$0	\$0	\$0	\$0	\$1,425,237	\$0	\$1,425,237	\$0
		ST_TIF		\$0	\$499,000	\$0	\$0	\$0	\$0	\$499,000	\$0	\$499,000	\$0
		Total		\$1,120,000	\$137,864,711	\$2,345,000	\$0	\$0	\$0	\$141,329,711	\$128,447,403	\$12,882,309	\$0
S	15197	2020 LOW VOLUME PAVEMENT PRESERVATION (OB) PROGRAM											
		STP_FLX_ST		\$0	\$4,800,000	\$0	\$0	\$0	\$0	\$4,800,000	\$4,475,040	\$324,960	\$0
		Total		\$0	\$4,800,000	\$0	\$0	\$0	\$0	\$4,800,000	\$4,475,040	\$324,960	\$0



DRAFT

DRAFT STIP

UDOT electronic Program Management

Statewide Transportation Improvement Program



STIP 2020-2025

epm345_stip_report (Rev 1716)

Report Run on: Aug 28, 2019, 04:20 P.M.

Region	PIN	Program Description	Fund	Prior	2020	2021	2022	2023	CD	Total	Fed Aid	State	Other
County Programs													
S	15198	2020 LOW VOLUME PAVEMENT REHABILITATION (PB) PROGRAM											
		ST_PVMT_LV2		\$6,260	\$6,043,740	\$0	\$0	\$0	\$0	\$6,050,000	\$0	\$6,050,000	\$0
S	15199	2020 BRIDGE PRESERVATION PROGRAM											
		NHPP_BR		\$0	\$2,500,000	\$0	\$0	\$0	\$0	\$2,500,000	\$2,330,750	\$0	\$0
		STP_BRIDGE		\$0	\$1,000,000	\$0	\$0	\$0	\$0	\$1,000,000	\$932,300	\$0	\$0
		ST_BRIDGE		\$0	\$9,800,000	\$0	\$0	\$0	\$0	\$9,800,000	\$0	\$9,800,000	\$0
		Total		\$0	\$13,300,000	\$0	\$0	\$0	\$0	\$13,300,000	\$3,263,050	\$9,800,000	\$0
S	15200	2020 BRIDGE MAINTENANCE PROGRAM											
		ST_BRIDGE		\$0	\$500,000	\$0	\$0	\$0	\$0	\$500,000	\$0	\$500,000	\$0
S	16193	2021 PAVEMENT PRESERVATION PROGRAM											
		NHPP_IM		\$0	\$0	\$13,594,250	\$0	\$0	\$0	\$13,594,250	\$12,803,065	\$791,185	\$0
		NHPP_NHS		\$0	\$0	\$30,000,000	\$0	\$0	\$0	\$30,000,000	\$27,969,000	\$2,031,000	\$0
		STP_FLX_ST		\$0	\$0	\$25,000,000	\$0	\$0	\$0	\$25,000,000	\$23,307,500	\$1,692,500	\$0
		Total		\$0	\$0	\$68,594,250	\$0	\$0	\$0	\$68,594,250	\$64,079,565	\$4,514,685	\$0
S	16194	2021 PAVEMENT REHABILITATION PROGRAM											
		NHPP_IM		\$0	\$0	\$18,905,750	\$0	\$0	\$0	\$18,905,750	\$17,805,435	\$1,100,315	\$0
		NHPP_NHS		\$0	\$0	\$35,000,000	\$0	\$0	\$0	\$35,000,000	\$32,630,500	\$2,369,500	\$0
		STP_FLX_ST		\$0	\$0	\$31,500,000	\$0	\$0	\$0	\$31,500,000	\$29,367,450	\$2,132,550	\$0
		Total		\$0	\$0	\$85,405,750	\$0	\$0	\$0	\$85,405,750	\$79,803,385	\$5,602,365	\$0
S	16195	2021 LOW VOLUME PAVEMENT PRESERVATION (OB) PROGRAM											
		ST_PVMT_LV2		\$0	\$0	\$9,500,000	\$0	\$0	\$0	\$9,500,000	\$0	\$9,500,000	\$0
S	16196	2021 LOW VOLUME PAVEMENT REHABILITATION (PB) PROGRAM											
		ST_PVMT_LV2		\$0	\$0	\$30,500,000	\$0	\$0	\$0	\$30,500,000	\$0	\$30,500,000	\$0
S	16197	2021 BRIDGE PRESERVATION PROGRAM											
		NHPP_BR		\$0	\$0	\$2,500,000	\$0	\$0	\$0	\$2,500,000	\$2,330,750	\$169,250	\$0
		STP_BRIDGE		\$0	\$0	\$500,000	\$0	\$0	\$0	\$500,000	\$466,150	\$33,850	\$0
		ST_BRIDGE		\$0	\$0	\$12,500,000	\$0	\$0	\$0	\$12,500,000	\$0	\$12,500,000	\$0
		Total		\$0	\$0	\$15,500,000	\$0	\$0	\$0	\$15,500,000	\$2,796,900	\$12,703,100	\$0
S	16198	2021 BRIDGE MAINTENANCE PROGRAM											
		ST_BRIDGE		\$0	\$0	\$500,000	\$0	\$0	\$0	\$500,000	\$0	\$500,000	\$0



DRAFT

DRAFT STIP

UDOT electronic Program Management

Statewide Transportation Improvement Program



STIP 2020-2025

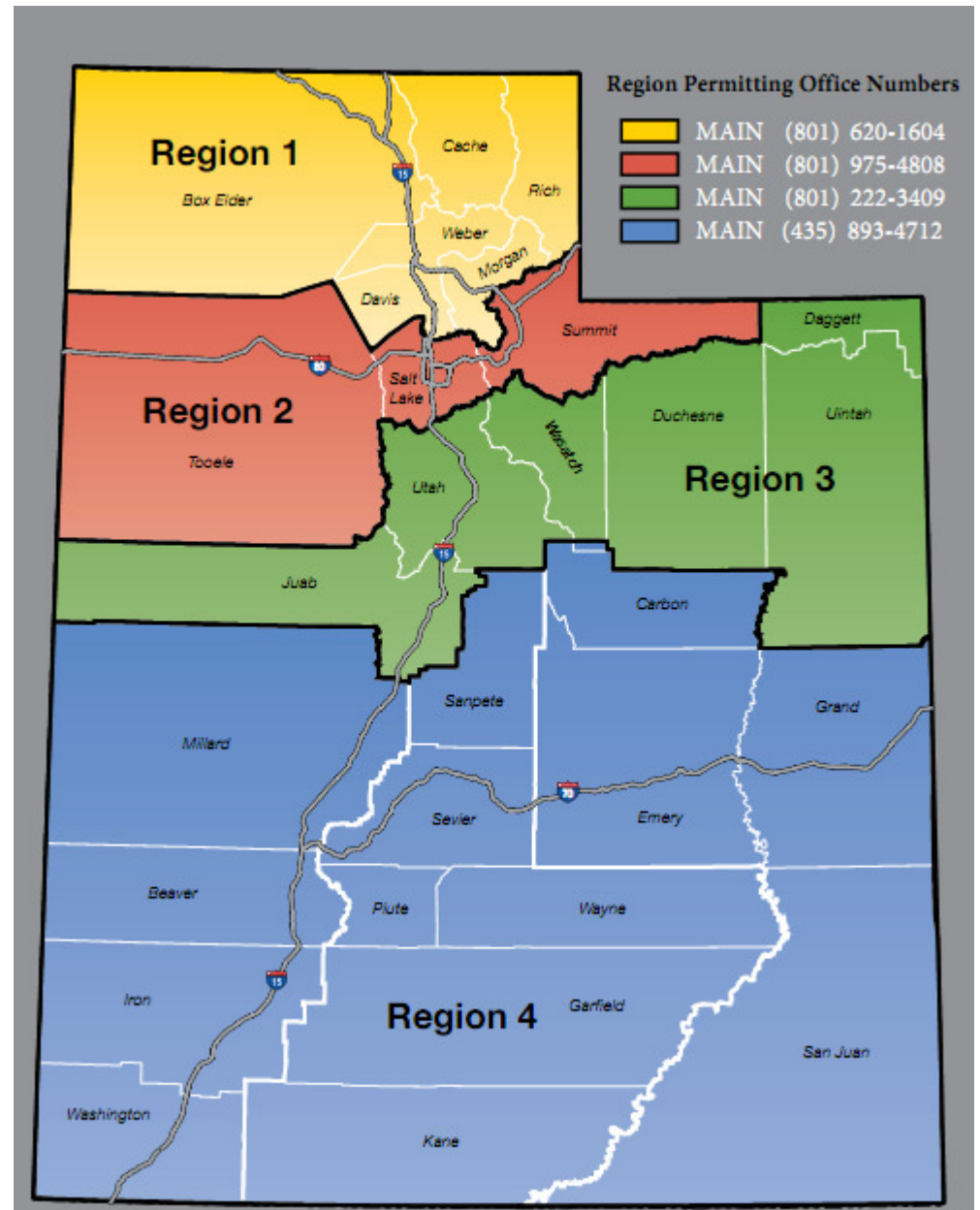
epm345_stip_report (Rev 1716)

Report Run on: Aug 28, 2019, 04:20 P.M.

Region	PIN	Program Description	Fund	Prior	2020	2021	2022	2023	CD	Total	Fed Aid	State	Other
County Programs													
S	16780	STATEWIDE TRANSPORTATION SOLUTIONS PROGRAM											
		NHPP_NHS		\$0	\$1,800,000	\$0	\$0	\$0	\$0	\$1,800,000	\$1,678,140	\$0	\$0
		STP_FLX_ST		\$1,923,858	\$4,826,142	\$0	\$0	\$0	\$0	\$6,750,000	\$6,293,025	\$456,975	\$0
		ST_TRANS_SOL		\$53,471	\$18,196,529	\$0	\$0	\$0	\$0	\$18,250,000	\$0	\$18,250,000	\$0
		Total		\$1,977,329	\$24,822,671	\$0	\$0	\$0	\$0	\$26,800,000	\$7,971,165	\$18,706,975	\$0
S	16885	2022 PAVEMENT PRESERVATION/REHABILITATION PROGRAM											
		NHPP_IM		\$0	\$0	\$0	\$32,000,000	\$0	\$0	\$32,000,000	\$30,137,600	\$1,862,400	\$0
		NHPP_NHS		\$0	\$0	\$0	\$64,000,000	\$0	\$0	\$64,000,000	\$59,667,200	\$4,332,800	\$0
		STP_FLX_ST		\$0	\$0	\$0	\$64,000,000	\$0	\$0	\$64,000,000	\$59,667,200	\$4,332,800	\$0
		Total		\$0	\$0	\$0	\$160,000,000	\$0	\$0	\$160,000,000	\$149,472,000	\$10,528,000	\$0
S	16886	2022 LOW VOLUME PAVEMENT PRESERVATION/REHAB PROGRAM											
		ST_PVMT_LV2		\$0	\$0	\$0	\$40,000,000	\$0	\$0	\$40,000,000	\$0	\$40,000,000	\$0
S	16887	2022 BRIDGE PRESERVATION PROGRAM											
		NHPP_BR		\$0	\$0	\$0	\$5,000,000	\$0	\$0	\$5,000,000	\$4,661,500	\$338,500	\$0
		STP_BRIDGE		\$0	\$0	\$0	\$5,000,000	\$0	\$0	\$5,000,000	\$4,661,500	\$338,500	\$0
		ST_BRIDGE		\$0	\$0	\$0	\$5,000,000	\$0	\$0	\$5,000,000	\$0	\$5,000,000	\$0
		Total		\$0	\$0	\$0	\$15,000,000	\$0	\$0	\$15,000,000	\$9,323,000	\$5,677,000	\$0
S	17359	2022 BRIDGE MAINTENANCE PROGRAM											
		ST_BRIDGE		\$0	\$0	\$0	\$500,000	\$0	\$0	\$500,000	\$0	\$500,000	\$0
S	17784	STORMWATER MITIGATION - STATEWIDE											
		ST_TSP_MS4		\$0	\$16,700,000	\$0	\$0	\$0	\$0	\$16,700,000	\$0	\$16,700,000	\$0
		Total		\$0	\$16,700,000	\$0	\$0	\$0	\$0	\$16,700,000	\$0	\$16,700,000	\$0

Region & County

Many of these projects will reside within the Wasatch Front Regional Council (WFRC) area but all projects are listed in the TIP for reference and program management.





DRAFT

DRAFT STIP

UDOT electronic Program Management Statewide Transportation Improvement Program



STIP 2020-2025

epm345_stip_report (Rev 1716)

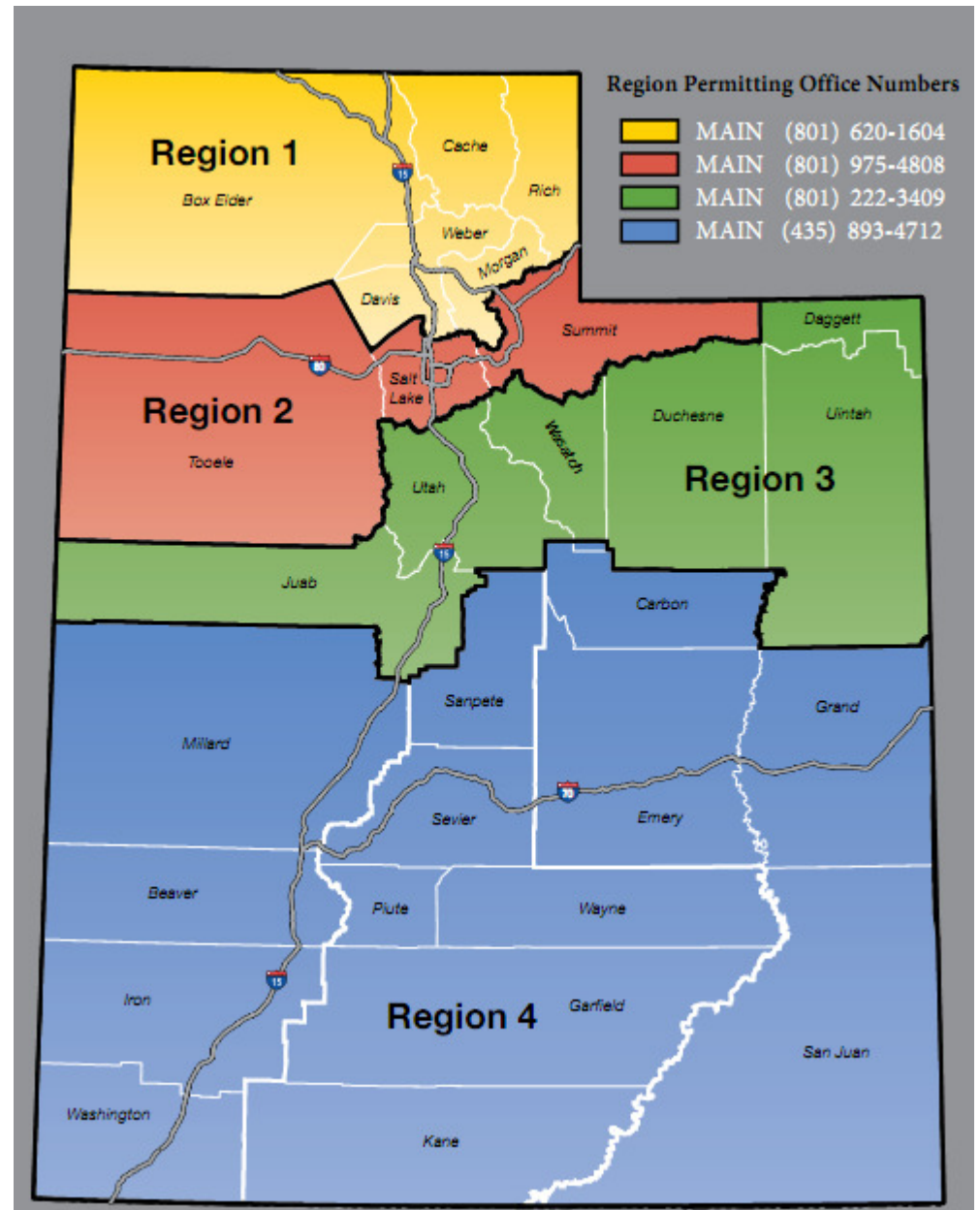
Report Run on: Aug 28, 2019, 04:20 P.M.

Region	PIN	Program Description	Fund	Prior	2020	2021	2022	2023	CD	Total	Fed Aid	State	Other
Region County Programs													
1	5981	REGION ONE COMMUTER LINK PROGRAM											
		CMAQ_PM2.5		\$0	\$0	\$0	\$525,000	\$0	\$0	\$525,000	\$489,458	\$35,543	\$0
		CMAQ_WFRC		\$4,430,713	\$5,734,152	\$1,351,886	\$1,179,878	\$0	\$1,179,878	\$13,876,507	\$12,937,067	\$939,440	\$0
		STP_FLX_ST		\$315,025	\$42,603	\$0	\$0	\$0	\$0	\$357,628	\$333,416	\$24,211	\$0
		ST_ATMS		\$36,718	\$0	\$0	\$0	\$0	\$0	\$36,718	\$0	\$36,718	\$0
		Total		\$4,782,456	\$5,776,755	\$1,351,886	\$1,704,878	\$0	\$1,179,878	\$14,795,852	\$13,759,941	\$1,035,911	\$0
2	5996	ITS - REGION TWO COMMUTER LINK											
		CMAQ_TOOELE		\$95,000	\$211,069	\$0	\$0	\$0	\$0	\$306,069	\$285,348	\$20,721	\$0
		CMAQ_WFRC		\$4,292,200	\$8,485,933	\$2,086,954	\$1,161,154	\$0	\$3,395,108	\$19,421,350	\$18,106,524	\$1,314,825	\$0
		FA_SHRP2		\$188,408	\$0	\$0	\$0	\$0	\$0	\$188,408	\$188,408	\$0	\$0
		HSIP		\$128,000	\$0	\$0	\$0	\$0	\$0	\$128,000	\$119,334	\$8,666	\$0
		ST_ATMS		\$43,777	\$305,154	\$0	\$0	\$0	\$0	\$348,931	\$0	\$348,931	\$0
		Total		\$4,747,385	\$9,002,156	\$2,086,954	\$1,161,154	\$0	\$3,395,108	\$20,392,758	\$18,699,615	\$1,693,143	\$0
3	5999	REGION THREE COMMUTER LINK - EXPANSION HARDWARE											
		CMAQ_MAG		\$406,000	\$78,159	\$0	\$0	\$0	\$0	\$484,159	\$451,382	\$32,778	\$0
		ST_ATMS		\$112,990	\$59,010	\$0	\$0	\$0	\$0	\$172,000	\$0	\$172,000	\$0
		Total		\$518,990	\$137,170	\$0	\$0	\$0	\$0	\$656,159	\$451,382	\$204,778	\$0

Statewide

Projects that are included in programs often cross city and county lines and as a result, frequently include projects within the boundaries of one or more of the Metropolitan Planning Organizations (MPO).

The “Statewide County Projects” will identify projects and programs in each of the UDOT Regions across the state, but for programming and information are listed all together.





DRAFT

DRAFT STIP

UDOT electronic Program Management

Statewide Transportation Improvement Program



STIP 2020-2025

Report Run on: Aug 28, 2019, 04:20 P.M.

epm345_stip_report (Rev 1716)

Region	PIN	Program Description	Fund	Prior	2020	2021	2022	2023	CD	Total	Fed Aid	State	Other
Statewide County Programs													
9	5954	STATEWIDE ITS EXPANSION PROGRAM											
		NHPP_IM		\$40,000	\$1,160,000	\$0	\$0	\$0	\$0	\$1,200,000	\$1,130,160	\$69,840	\$0
		OTHER		\$353,083	\$0	\$0	\$0	\$0	\$0	\$353,083	\$0	\$0	\$353,083
		STP_FLX_ST		\$800,000	\$2,700,000	\$0	\$0	\$0	\$0	\$3,500,000	\$3,263,050	\$236,950	\$0
		ST_ATMS		\$8,747,982	\$2,642,120	\$0	\$0	\$0	\$0	\$11,390,103	\$0	\$11,390,103	\$0
		ST_ATMS_AM		\$4,898,588	\$2,560,394	\$0	\$0	\$0	\$0	\$7,458,982	\$0	\$7,458,982	\$0
		ST_CONT_R1		\$0	\$18,900	\$0	\$0	\$0	\$0	\$18,900	\$0	\$18,900	\$0
		ST_CONT_R2		\$124,098	\$10,202	\$0	\$0	\$0	\$0	\$134,300	\$0	\$134,300	\$0
		ST_EXPRESS		\$159,807	\$650,193	\$0	\$0	\$0	\$0	\$810,000	\$0	\$810,000	\$0
		ST_TRANS_SOL		\$0	\$2,200,000	\$0	\$0	\$0	\$0	\$2,200,000	\$0	\$2,200,000	\$0
		Total		\$15,123,557	\$11,941,810	\$0	\$0	\$0	\$0	\$27,065,367	\$4,393,210	\$22,319,075	\$353,083
B	6019	HIGHWAY SAFETY IMPROVEMENT PROGRAM - (HSIP)											
		CMAQ_MAG		\$0	\$1,275,000	\$0	\$0	\$0	\$0	\$1,275,000	\$1,188,683	\$86,318	\$0
		EM_RPF1@93.2		\$2,187,759	\$0	\$0	\$0	\$0	\$0	\$2,187,759	\$2,039,648	\$148,111	\$0
		HSIP		\$38,959,810	\$21,265,033	\$21,129,018	\$21,379,018	\$0	\$0	\$102,732,879	\$95,777,863	\$6,774,328	\$180,688
		HSIP_100%		\$534,372	\$279	\$0	\$0	\$0	\$0	\$534,651	\$534,651	\$0	\$0
		HSIP_HRRR		\$62,378	\$105,501	\$0	\$0	\$0	\$0	\$167,879	\$156,514	\$11,365	\$0
		HSIP_HRRR_SR		\$397,409	\$352,962	\$0	\$0	\$0	\$0	\$750,371	\$699,571	\$50,800	\$0
		SEC154_HSIP		\$3,595,459	\$0	\$0	\$0	\$0	\$0	\$3,595,459	\$3,352,046	\$243,413	\$0
		SEC164_HSIP		\$1,558,347	\$0	\$0	\$0	\$0	\$0	\$1,558,347	\$1,452,847	\$90,885	\$14,615
		STP_BRIDGE		\$442,300	\$0	\$0	\$0	\$0	\$0	\$442,300	\$412,356	\$29,944	\$0
		STP_FLX_ST		\$2,857,575	\$347,000	\$0	\$0	\$0	\$0	\$3,204,575	\$2,987,625	\$216,950	\$0
		STP_UB_P/O_U		\$0	\$225,001	\$0	\$0	\$0	\$0	\$225,001	\$209,768	\$15,233	\$0
		ST_CONT_R3		\$43,337	\$3,192	\$0	\$0	\$0	\$0	\$46,528	\$0	\$46,528	\$0
		ST_PVMT		\$342,000	\$0	\$0	\$0	\$0	\$0	\$342,000	\$0	\$342,000	\$0
		ST_SIGNALS		\$3,682	\$21,318	\$0	\$0	\$0	\$0	\$25,000	\$0	\$25,000	\$0
		ST_SPOT_SFTY		\$0	\$45,222	\$0	\$0	\$0	\$0	\$45,222	\$0	\$45,222	\$0
		ST_TOLL_CR		\$20,175	\$18,629	\$0	\$0	\$0	\$0	\$38,804	\$0	\$38,804	\$0
		Total		\$51,004,602	\$23,659,136	\$21,129,018	\$21,379,018	\$0	\$0	\$117,171,774	\$108,811,571	\$8,164,900	\$195,303
S	5775	STATEWIDE SPOT SAFETY IMPROVEMENT PROGRAM											
		HSIP		\$2,540,000	\$0	\$0	\$0	\$0	\$0	\$2,540,000	\$2,368,042	\$171,958	\$0
		SEC164_HSIP		\$250,000	\$0	\$0	\$0	\$0	\$0	\$250,000	\$233,075	\$16,925	\$0
		ST_SPOT_SFTY		\$1,682,345	\$796,400	\$0	\$0	\$0	\$0	\$2,478,745	\$0	\$2,478,745	\$0
		ST_T&S_FUND		\$107,664	\$34,486	\$0	\$0	\$0	\$0	\$142,150	\$0	\$142,150	\$0
		Total		\$4,580,009	\$830,886	\$0	\$0	\$0	\$0	\$5,410,895	\$2,601,117	\$2,809,778	\$0



DRAFT

DRAFT STIP

UDOT electronic Program Management

Statewide Transportation Improvement Program



STIP 2020-2025

epm345_stip_report (Rev 1716)

Report Run on: Aug 28, 2019, 04:20 P.M.

Region	PIN	Program Description	Fund	Prior	2020	2021	2022	2023	CD	Total	Fed Aid	State	Other
Statewide County Programs													
S	5925	2007- 2009 STATEWIDE CORRIDOR STUDIES / CEVP PROGRAM											
		ST_CORR_C EVP		\$0	\$350,068	\$0	\$0	\$0	\$0	\$350,068	\$0	\$350,068	\$0
		ST_GF_OTHER		\$0	\$9,609	\$0	\$0	\$0	\$0	\$9,609	\$0	\$9,609	\$0
		Total		\$0	\$359,677	\$0	\$0	\$0	\$0	\$359,677	\$0	\$359,677	\$0
S	5928	2009 PAVEMENT PRESERVATION PROGRAM											
		L_BETTERMENT		\$43,900	\$0	\$0	\$0	\$0	\$0	\$43,900	\$0	\$0	\$43,900
		STP_FLX_ST		\$250,000	\$0	\$0	\$0	\$0	\$0	\$250,000	\$233,075	\$16,925	\$0
		ST_BRIDGE		\$500,000	\$0	\$0	\$0	\$0	\$0	\$500,000	\$0	\$500,000	\$0
		ST_PVMT		\$957,985	\$0	\$0	\$0	\$0	\$0	\$957,985	\$0	\$957,985	\$0
		Total		\$1,751,885	\$0	\$0	\$0	\$0	\$0	\$1,751,885	\$233,075	\$1,474,910	\$43,900
S	5930	STATEWIDE MAINTENANCE SPOT IMPROVEMENTS PROGRAM											
		ST_ATMS		\$80,000	\$0	\$0	\$0	\$0	\$0	\$80,000	\$0	\$80,000	\$0
		ST_PVMT		\$0	\$30,000	\$0	\$0	\$0	\$0	\$30,000	\$0	\$30,000	\$0
		ST_SPOT_MNT		\$396,140	\$585,562	\$0	\$0	\$0	\$0	\$981,702	\$0	\$981,702	\$0
		Total		\$476,140	\$615,562	\$0	\$0	\$0	\$0	\$1,091,702	\$0	\$1,091,702	\$0
S	5947	STATEWIDE SAFE SIDEWALK & ADA INSTALLATION PROGRAM											
		L_PASS_MATCH		\$0	\$168,897	\$0	\$0	\$0	\$0	\$168,897	\$0	\$0	\$168,897
		ST_ADA_RAMPS		\$0	\$23,671	\$0	\$0	\$0	\$0	\$23,671	\$0	\$23,671	\$0
		ST_LIGHTING		\$6,000	\$0	\$0	\$0	\$0	\$0	\$6,000	\$0	\$6,000	\$0
		ST_SAFE_SIDE		\$646,009	\$1,539,039	\$0	\$0	\$0	\$0	\$2,185,048	\$0	\$2,185,048	\$0
		Total		\$652,009	\$1,731,607	\$0	\$0	\$0	\$0	\$2,383,616	\$0	\$2,214,719	\$168,897
S	5952	STATEWIDE TRAFFIC SIGNALS NEW CONSTRUCTION											
		L_BETTERMENT		\$217,864	-\$159,505	\$0	\$0	\$0	\$0	\$58,359	\$0	\$0	\$58,359
		ST_CONT_R3		\$0	\$200,000	\$0	\$0	\$0	\$0	\$200,000	\$0	\$200,000	\$0
		ST_CONT_R4		\$4,614	\$16,386	\$0	\$0	\$0	\$0	\$21,000	\$0	\$21,000	\$0
		ST_PVMT		\$2	\$349,998	\$0	\$0	\$0	\$0	\$350,000	\$0	\$350,000	\$0
		ST_SIGNALS		\$13,914,992	\$16,371,027	\$9,000,000	\$0	\$0	\$0	\$39,286,019	\$0	\$39,286,019	\$0
		ST_SIGNL_M&O		\$964,950	\$5,160,050	\$0	\$0	\$0	\$0	\$6,125,000	\$0	\$6,125,000	\$0
		ST_TRANS_SOL		\$209,287	\$790,713	\$0	\$0	\$0	\$0	\$1,000,000	\$0	\$1,000,000	\$0
		Total		\$15,311,710	\$22,728,668	\$9,000,000	\$0	\$0	\$0	\$47,040,378	\$0	\$46,982,019	\$58,359
S	5962	TRANSPORTATION ENHANCEMENT PROGRAM FY 2008											
		Total		\$0	\$0	\$0	\$0	\$0	\$0	\$0	\$0	\$0	\$0



DRAFT

DRAFT STIP

UDOT electronic Program Management

Statewide Transportation Improvement Program



STIP 2020-2025

epm345_stip_report (Rev 1716)

Report Run on: Aug 28, 2019, 04:20 P.M.

Region	PIN	Program Description	Fund	Prior	2020	2021	2022	2023	CD	Total	Fed Aid	State	Other
Statewide County Programs													
S	6025	NATIONAL RECREATIONAL TRAILS PROGRAM											
		NRT		\$0	\$4,816,360	\$0	\$0	\$0	\$0	\$4,816,360	\$4,816,360	\$0	\$0
		ST_MATCH		\$0	\$8,289,874	\$0	\$0	\$0	\$0	\$8,289,874	\$0	\$8,289,874	\$0
		Total		\$0	\$13,106,234	\$0	\$0	\$0	\$0	\$13,106,234	\$4,816,360	\$8,289,874	\$0
S	6026	HIGH RISK RURAL ROADS PROGRAM - (HRRR)											
		HSIP		\$874,277	\$149,549	\$0	\$0	\$0	\$0	\$1,023,826	\$954,513	\$69,313	\$0
		HSIP_HRRR		\$9,000	\$0	\$0	\$0	\$0	\$0	\$9,000	\$8,391	\$609	\$0
		HSIP_HRRR_SR		\$2,093,717	\$1,030,061	\$0	\$0	\$0	\$0	\$3,123,778	\$2,912,298	\$211,480	\$0
		ST_SPOT_SFTY		\$0	\$19	\$0	\$0	\$0	\$0	\$19	\$0	\$19	\$0
		Total		\$2,976,994	\$1,179,629	\$0	\$0	\$0	\$0	\$4,156,622	\$3,875,202	\$281,421	\$0
S	6061	STATEWIDE BARRIER TREATMENTS											
		ST_BARRIER		\$401,842	\$187,794	\$0	\$0	\$0	\$0	\$589,636	\$0	\$589,636	\$0
		Total		\$401,842	\$187,794	\$0	\$0	\$0	\$0	\$589,636	\$0	\$589,636	\$0
S	6064	RAILROAD CROSSING PROGRAM											
		CMAQ_MAG		\$0	\$0	\$706,000	\$0	\$0	\$0	\$706,000	\$658,204	\$47,796	\$0
		LOCAL_GOV		\$0	\$391	\$0	\$0	\$0	\$0	\$391	\$0	\$0	\$391
		R/H_DEVIC90S		\$2,928,389	\$1,043,756	\$930,299	\$967,000	\$0	\$0	\$5,869,444	\$5,282,500	\$586,233	\$712
		R/H_DEVICES1		\$9,000	\$360,000	\$0	\$0	\$0	\$0	\$369,000	\$369,000	\$0	\$0
		R/H_DEVICES90		\$2,199,349	\$0	\$0	\$0	\$0	\$0	\$2,199,349	\$1,979,414	\$219,935	\$0
		R/H_HZ_EL90S		\$791,537	\$2,571,079	\$967,000	\$967,000	\$0	\$0	\$5,296,616	\$4,766,954	\$529,662	\$0
		R/H_HZ_ELM90		\$3,244,178	\$1,000	\$0	\$0	\$0	\$0	\$3,245,178	\$2,920,661	\$324,513	\$5
		ST_CONT_R3		\$100,000	\$0	\$0	\$0	\$0	\$0	\$100,000	\$0	\$100,000	\$0
		ST_MATCH		\$41,000	\$0	\$0	\$0	\$0	\$0	\$41,000	\$0	\$41,000	\$0
		ST_PVMT		\$54,383	\$45,617	\$0	\$0	\$0	\$0	\$100,000	\$0	\$100,000	\$0
		Total		\$9,367,836	\$4,021,844	\$2,603,299	\$1,934,000	\$0	\$0	\$17,926,978	\$15,976,732	\$1,949,138	\$1,108
S	6129	STATEWIDE SMALL AREA LIGHTING											
		ST_LIGHTING		\$355,343	\$192,140	\$0	\$0	\$0	\$0	\$547,482	\$0	\$547,482	\$0
		Total		\$355,343	\$192,140	\$0	\$0	\$0	\$0	\$547,482	\$0	\$547,482	\$0



DRAFT

DRAFT STIP

UDOT electronic Program Management

Statewide Transportation Improvement Program



STIP 2020-2025

epm345_stip_report (Rev 1716)

Report Run on: Aug 28, 2019, 04:20 P.M.

Region	PIN	Program Description	Fund	Prior	2020	2021	2022	2023	CD	Total	Fed Aid	State	Other
Statewide County Programs													
S	6212	STATEWIDE SAFE ROUTES TO SCHOOL PROGRAM											
		LOCAL_GOV		\$0	\$50,000	\$0	\$0	\$0	\$0	\$50,000	\$0	\$0	\$50,000
		L_BETTERMENT		\$213,235	\$6,962	\$0	\$0	\$0	\$0	\$220,197	\$0	\$0	\$220,197
		SR2S_INFR		\$116,845	\$0	\$0	\$0	\$0	\$0	\$116,845	\$116,845	\$0	\$0
		ST_CONT_R1		\$36,000	\$0	\$0	\$0	\$0	\$0	\$36,000	\$0	\$36,000	\$0
		ST_CONT_R2		\$36,000	\$0	\$0	\$0	\$0	\$0	\$36,000	\$0	\$36,000	\$0
		ST_CONT_R3		\$30,000	\$0	\$0	\$0	\$0	\$0	\$30,000	\$0	\$30,000	\$0
		ST_PVMT		\$1,056,856	\$2,600,287	\$0	\$0	\$0	\$0	\$3,657,143	\$0	\$3,657,143	\$0
		TAP_FLEX		\$1,330,230	\$316,432	\$0	\$0	\$0	\$0	\$1,646,662	\$1,535,183	\$8,757	\$102,722
		TAP_SU_CMPO		\$314,427	\$0	\$0	\$0	\$0	\$0	\$314,427	\$293,140	\$0	\$21,287
		Total		\$3,133,593	\$2,973,681	\$0	\$0	\$0	\$0	\$6,107,273	\$1,945,168	\$3,767,900	\$394,206
S	6364	STATEWIDE SIGN MODIFICATIONS & REPLACEMENT PROGRAM											
		ST_CONST		\$5,202	\$24,798	\$0	\$0	\$0	\$0	\$30,000	\$0	\$30,000	\$0
		ST_SIGNING		\$1,157,625	\$0	\$0	\$0	\$0	\$0	\$1,157,625	\$0	\$1,157,625	\$0
		Total		\$1,162,827	\$24,798	\$0	\$0	\$0	\$0	\$1,187,625	\$0	\$1,187,625	\$0
S	6432	STATEWIDE-TRANSPORTATION ENHANCEMENT PROGRAM FY 2010 & 201											
		STP_ENH_EAC		\$0	\$23,307	\$0	\$0	\$0	\$0	\$23,307	\$18,646	\$0	\$0
		STP_ENH_ST		\$0	\$21,403	\$0	\$0	\$0	\$0	\$21,403	\$17,123	\$0	\$0
		TAP_NU_JHC		\$0	\$86,088	\$0	\$0	\$0	\$0	\$86,088	\$80,260	\$0	\$0
		Total		\$0	\$130,798	\$0	\$0	\$0	\$0	\$130,798	\$116,028	\$0	\$0
S	6672	STATEWIDE HIGHWAY JURISDICTIONAL TRANSFERS PROGRAM											
		ST_HWY_TRNSF		\$0	\$1,793,567	\$300,000	\$0	\$0	\$0	\$2,093,567	\$0	\$2,093,567	\$0
		Total		\$0	\$1,793,567	\$300,000	\$0	\$0	\$0	\$2,093,567	\$0	\$2,093,567	\$0
S	6850	STATEWIDE; BRIDGE PROGRAM UNSPENT FUNDS											
		BR_ON/OFF		\$40,000	\$397,255	\$0	\$0	\$0	\$0	\$437,255	\$349,804	\$87,451	\$0
		STP_BRIDGE		\$0	\$418,184	\$0	\$0	\$0	\$0	\$418,184	\$389,873	\$0	\$0
		ST_BRIDGE		\$1,460,998	\$1,240,844	\$0	\$0	\$0	\$0	\$2,701,842	\$0	\$2,701,842	\$0
		Total		\$1,500,998	\$2,056,284	\$0	\$0	\$0	\$0	\$3,557,281	\$739,677	\$2,789,293	\$0
S	7231	STATEWIDE BRIDGE COLLISION REPAIR PROJECTS											
		ST_INS-RECOV		\$658,234	\$1,657,045	\$0	\$0	\$0	\$0	\$2,315,279	\$0	\$2,315,279	\$0
		Total		\$658,234	\$1,657,045	\$0	\$0	\$0	\$0	\$2,315,279	\$0	\$2,315,279	\$0



DRAFT
DRAFT STIP

UDOT electronic Program Management
Statewide Transportation Improvement Program



STIP 2020-2025

epm345_stip_report (Rev 1716)

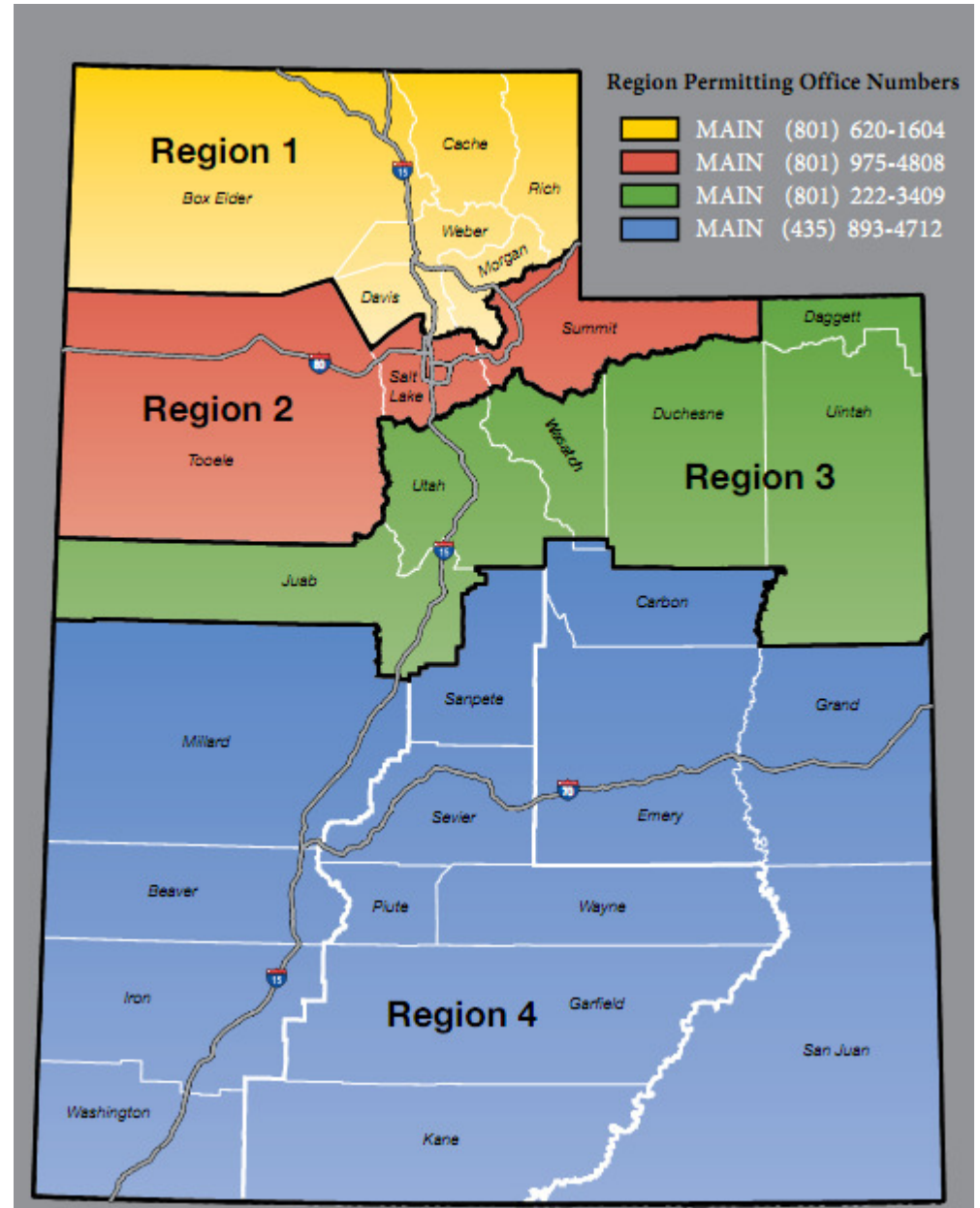
Report Run on: Aug 28, 2019, 04:20 P.M.

Region	PIN	Program Description	Fund	Prior	2020	2021	2022	2023	CD	Total	Fed Aid	State	Other
Statewide County Programs													
S	7496	SCENIC BYWAYS PROGRAM AWARDS											
		BYWAYS		\$226,156	\$69,000	\$0	\$0	\$0	\$0	\$295,156	\$281,356	\$0	\$13,800
		L_PASS_MATCH		\$0	\$56,539	\$0	\$0	\$0	\$0	\$56,539	\$0	\$0	\$56,539
		Total		\$226,156	\$125,539	\$0	\$0	\$0	\$0	\$351,695	\$281,356	\$0	\$70,339
S	8549	FY 2012 & 2013 ENHANCEMENT PROGRAM											
		EM_2012_PLHD		\$1,525,000	\$0	\$0	\$0	\$0	\$0	\$1,525,000	\$1,525,000	\$0	\$0
		ENH_EAC_100%		\$516,000	\$14,496	\$0	\$0	\$0	\$0	\$530,496	\$530,496	\$0	\$0
		LOCAL_GOV'T		\$130,000	\$0	\$0	\$0	\$0	\$0	\$130,000	\$0	\$0	\$130,000
		OTHER		\$98,766	\$1,234	\$0	\$0	\$0	\$0	\$100,000	\$0	\$0	\$100,000
		STP_ENH_EAC		\$0	\$69,223	\$0	\$0	\$0	\$0	\$69,223	\$55,379	\$0	\$0
		STP_ENH_ST		\$625,000	\$145,000	\$0	\$0	\$0	\$0	\$770,000	\$616,000	\$154,000	\$0
		STP_FLX_ST		\$0	\$0	\$0	\$0	\$0	\$0	\$0	\$0	\$0	\$0
		Total		\$2,894,766	\$229,953	\$0	\$0	\$0	\$0	\$3,124,719	\$2,726,874	\$154,000	\$230,000
S	8922	PUBLIC RELATIONS PROGRAM											
		ST_CONT_PG		\$150,000	\$0	\$0	\$0	\$0	\$0	\$150,000	\$0	\$150,000	\$0
		ST_CONT_R1		\$65,000	\$0	\$0	\$0	\$0	\$0	\$65,000	\$0	\$65,000	\$0
		ST_CONT_R2		\$60,000	\$0	\$0	\$0	\$0	\$0	\$60,000	\$0	\$60,000	\$0
		ST_CONT_R3		\$60,000	\$0	\$0	\$0	\$0	\$0	\$60,000	\$0	\$60,000	\$0
		ST_CONT_R4		\$60,000	\$0	\$0	\$0	\$0	\$0	\$60,000	\$0	\$60,000	\$0
		ST_KW_KW_C		\$600,000	\$0	\$0	\$0	\$0	\$0	\$600,000	\$0	\$600,000	\$0
		ST_PR		\$4,306,901	\$1,118,099	\$800,000	\$0	\$0	\$0	\$6,225,000	\$0	\$6,225,000	\$0
		Total		\$5,301,901	\$1,118,099	\$800,000	\$0	\$0	\$0	\$7,220,000	\$0	\$7,220,000	\$0

Various

Projects that are included in “Various Projects” often cross city and county lines and as a result, frequently include projects within the boundaries of one or more of the Metropolitan Planning Organization (MPO).

The “Various Projects” will identify projects and programs in each of the UDOT Regions across the state, but for programming and information are listed all together.





DRAFT
DRAFT STIP

UDOT electronic Program Management Statewide Transportation Improvement Program



STIP 2020-2025

epm345_stip_report (Rev 1716)

Report Run on: Aug 28, 2019, 04:20 P.M.

Region	PIN	Program Description	Fund	Prior	2020	2021	2022	2023	CD	Total	Fed Aid	State	Other
Various County Programs													
1	5599	Region One Contingency Funds											
		LOCAL_GOV		\$59,645	\$215,355	\$0	\$0	\$0	\$0	\$275,000	\$0	\$0	\$275,000
		ST_CONST		\$256,089	\$673,911	\$0	\$0	\$0	\$0	\$930,000	\$0	\$930,000	\$0
		ST_CONT_R1		\$2,673,313	\$3,873,021	\$1,500,000	\$0	\$0	\$0	\$8,046,334	\$0	\$8,046,334	\$0
		ST_TIF		\$0	\$282,500	\$0	\$0	\$0	\$0	\$282,500	\$0	\$282,500	\$0
		Total		\$2,989,047	\$5,044,787	\$1,500,000	\$0	\$0	\$0	\$9,533,834	\$0	\$9,258,834	\$275,000
2	5589	Region Two Contingency Funds											
		LOCAL_GOV		\$530	\$32,470	\$0	\$0	\$0	\$0	\$33,000	\$0	\$0	\$33,000
		OTHER		\$3,000	\$0	\$0	\$0	\$0	\$0	\$3,000	\$0	\$0	\$3,000
		OTHER_STATE		\$0	\$600,621	\$0	\$0	\$0	\$0	\$600,621	\$0	\$600,621	\$0
		ST_CONT_R2		\$1,266,327	\$3,548,646	\$1,500,000	\$0	\$0	\$0	\$6,314,974	\$0	\$6,314,974	\$0
		ST_SPOT_MNT		\$6,000	\$0	\$0	\$0	\$0	\$0	\$6,000	\$0	\$6,000	\$0
		UTA_FUNDS		\$274	\$24,726	\$0	\$0	\$0	\$0	\$25,000	\$0	\$0	\$25,000
		Total		\$1,276,131	\$4,206,464	\$1,500,000	\$0	\$0	\$0	\$6,982,595	\$0	\$6,921,595	\$61,000
3	5597	Region Three Contingency Funds											
		LOCAL_GOV		\$32,000	\$0	\$0	\$0	\$0	\$0	\$32,000	\$0	\$0	\$32,000
		L_BETTERMENT		\$0	\$2,500	\$0	\$0	\$0	\$0	\$2,500	\$0	\$0	\$2,500
		ST_CONT_R3		\$1,767,693	\$2,154,812	\$1,500,000	\$0	\$0	\$0	\$5,422,505	\$0	\$5,422,505	\$0
		ST_CONT_R4		\$28,039	\$61	\$0	\$0	\$0	\$0	\$28,100	\$0	\$28,100	\$0
		ST_EXCH_MAG		\$86,595	\$6,635	\$0	\$0	\$0	\$0	\$93,230	\$0	\$93,230	\$0
		ST_SIGNALS		\$0	\$30,000	\$0	\$0	\$0	\$0	\$30,000	\$0	\$30,000	\$0
		Total		\$1,914,327	\$2,194,008	\$1,500,000	\$0	\$0	\$0	\$5,608,335	\$0	\$5,573,835	\$34,500
4	5591	Region Four Contingency Funds											
		LOCAL_GOV		\$13,601	\$31,399	\$0	\$0	\$0	\$0	\$45,000	\$0	\$0	\$45,000
		ST_CONT_R3		\$63	\$12,437	\$0	\$0	\$0	\$0	\$12,500	\$0	\$12,500	\$0
		ST_CONT_R4		\$1,545,313	\$3,304,676	\$1,500,000	\$0	\$0	\$0	\$6,349,989	\$0	\$6,349,989	\$0
		Total		\$1,558,976	\$3,348,512	\$1,500,000	\$0	\$0	\$0	\$6,407,489	\$0	\$6,362,489	\$45,000



DRAFT
DRAFT STIP

**UDOT electronic Program Management
Statewide Transportation Improvement Program**



STIP 2020-2025

epm345_stip_report (Rev 1716)

Report Run on: Aug 28, 2019, 04:20 P.M.

Region	PIN	Program Description	Fund	Prior	2020	2021	2022	2023	CD	Total	Fed Aid	State	Other
Various County Programs													
S	6062	PROGRAMMING DIRECTOR CONTINGENCY FUNDS											
		NHPP_IM		\$0	\$1,343,265	\$0	\$0	\$0	\$0	\$1,343,265	\$1,265,087	\$0	\$0
		STP_FLX_ST		\$0	\$4,947,578	\$0	\$0	\$0	\$0	\$4,947,578	\$4,612,627	\$0	\$0
		STP_RURAL		\$0	\$135,064	\$0	\$0	\$0	\$0	\$135,064	\$125,920	\$0	\$0
		ST_CLS_ADJ		\$0	\$102,991	\$0	\$0	\$0	\$0	\$102,991	\$0	\$102,991	\$0
		ST_CONT_PG	\$543,629	\$1,898,909	\$500,000	\$0	\$0	\$0	\$0	\$2,942,539	\$0	\$2,942,539	\$0
		ST_CONT_R1	\$0	\$40,000	\$0	\$0	\$0	\$0	\$0	\$40,000	\$0	\$40,000	\$0
		ST_CONT_R2	\$0	\$95,000	\$0	\$0	\$0	\$0	\$0	\$95,000	\$0	\$95,000	\$0
		ST_CONT_R3	\$0	\$40,000	\$0	\$0	\$0	\$0	\$0	\$40,000	\$0	\$40,000	\$0
		ST_CONT_R4	\$1,623	\$23,377	\$0	\$0	\$0	\$0	\$0	\$25,000	\$0	\$25,000	\$0
		ST_EXCHANGE	\$0	\$164,258	\$0	\$0	\$0	\$0	\$0	\$164,258	\$0	\$164,258	\$0
		ST_PVMT_LV2	\$0	\$145,001	\$0	\$0	\$0	\$0	\$0	\$145,001	\$0	\$145,001	\$0
		ST_STLMNT	\$475,000	\$0	\$0	\$0	\$0	\$0	\$0	\$475,000	\$0	\$475,000	\$0
		ST_TIF_EXCH	\$0	\$48,152	\$0	\$0	\$0	\$0	\$0	\$48,152	\$0	\$48,152	\$0
		Total	\$1,020,252	\$8,983,595	\$500,000	\$0	\$0	\$0	\$0	\$10,503,848	\$6,003,634	\$4,077,941	\$0

Transit

The Federal Transit Administration coordinates with the Utah Transportation Department (UDOT), the Utah Transit Authority (UTA), and a few smaller transit agencies within the State. UTA and UDOT coordinate with WFRC to program these funds within the Wasatch Front Region.





DRAFT

DRAFT STIP

UDOT electronic Program Management

Statewide Transportation Improvement Program



STIP 2020-2025

Report Run on: Aug 28, 2019, 04:20 P.M.

epm345_stip_report (Rev 1716)

TRANSIT:		2020	2021	2022	2023	CD	Total
Fund CMAQ_MAG							
Program Description AIR QUALITY - FTA FUND TRANSFER							
T- 014756 UTA DISADVANTAGED TRANSIT PASS PROGRAM (MAG)		\$135,000	\$0	\$0	\$0	\$0	\$135,000
UTAH MAG PROJECT	Federal Aid	\$125,861	\$0	\$0	\$0	\$0	\$125,861
	Match	\$9,140	\$0	\$0	\$0	\$0	\$9,140
Fund CMAQ_PM2.5							
Program Description BICYCLE SAFETY							
T- 011704 BICYCLE SHELTERS FOR CITIES IN THE CMPO AND TRANSIT DISTRICT ARE		\$40,223	\$0	\$0	\$0	\$0	\$40,223
CACHE	Federal Aid	\$37,500	\$0	\$0	\$0	\$0	\$37,500
	Match	\$2,723	\$0	\$0	\$0	\$0	\$2,723
Program Description PROVO/OREM URBANIZED AREA							
T- 010619 UTA RIDESHARE, TRAVEL DEMAND MANAGEMENT - PM 2.5 FUNDS (MAG)		\$0	\$194,000	\$202,000	\$203,000	\$0	\$599,000
UTAH MAG PROJECT	Federal Aid	\$0	\$180,866	\$188,325	\$189,257	\$0	\$558,448
	Match	\$0	\$13,134	\$13,675	\$13,743	\$0	\$40,552
Program Description TRANSIT - VAN ACQUISITION							
T- 004378 UTA; VAN POOL PROGRAM (MAG)		\$0	\$135,000	\$135,000	\$135,000	\$405,000	\$810,000
UTAH MAG PROJECT	Federal Aid	\$0	\$125,861	\$125,861	\$125,861	\$377,582	\$755,163
	Match	\$0	\$9,140	\$9,140	\$9,140	\$27,419	\$54,837
Fund CMAQ_WFRC							
Program Description AIR QUALITY - FTA FUND TRANSFER							
T- 004961 VAN LEASE IN SALT LAKE*		\$0	\$296,257	\$296,257	\$296,257	\$670,171	\$1,558,942
UTA WFRC PROJECT	Federal Aid	\$0	\$276,200	\$276,200	\$276,200	\$624,800	\$1,453,402
	Match	\$0	\$20,057	\$20,057	\$20,057	\$45,371	\$105,540
T- 004964 AIR QUALITY - RIDESHARE - WFRC OGDEN/LAYTON AREA*		\$168,540	\$168,540	\$168,540	\$168,540	\$342,040	\$1,016,200
UTA WFRC PROJECT	Federal Aid	\$157,130	\$157,130	\$157,130	\$157,130	\$318,884	\$947,403
	Match	\$11,410	\$11,410	\$11,410	\$11,410	\$23,156	\$68,797
T- 004965 AIR QUALITY - RIDESHARE - WFRC - SALT LAKE AREA*		\$341,879	\$341,879	\$341,879	\$341,879	\$691,878	\$2,059,394
UTA WFRC PROJECT	Federal Aid	\$318,734	\$318,734	\$318,734	\$318,734	\$645,038	\$1,919,973
	Match	\$23,145	\$23,145	\$23,145	\$23,145	\$46,840	\$139,421
T- 004969 ITS/APTS DEPLOYMENT IN SALT LAKE*		\$536,308	\$0	\$0	\$0	\$0	\$536,308
UTA WFRC PROJECT	Federal Aid	\$500,000	\$0	\$0	\$0	\$0	\$500,000
	Match	\$36,308	\$0	\$0	\$0	\$0	\$36,308
Program Description SALT LAKE OGDEN URBANIZED AREA							
T- 009528 SKI BUS SERVICE FROM DOWNTOWN OGDEN TO OGDEN VALLEY*		\$1,998,284	\$0	\$0	\$0	\$0	\$1,998,284
UTA WFRC PROJECT	Federal Aid	\$1,863,000	\$0	\$0	\$0	\$0	\$1,863,000
	Match	\$135,284	\$0	\$0	\$0	\$0	\$135,284



DRAFT
DRAFT STIP

UDOT electronic Program Management Statewide Transportation Improvement Program



STIP 2020-2025

Report Run on: Aug 28, 2019, 04:20 P.M.

epm345_stip_report (Rev 1716)

TRANSIT:

Fund FTASEC_5307

Program Description LOGAN URBANIZED AREA

		2020	2021	2022	2023	CD	Total
T- 004289	REPLACEMENT PARA TRANSIT BUSES- (CVTD).	\$144,000	\$0	\$160,000	\$0	\$340,000	\$644,000
CACHE							
	Federal Aid	\$115,200	\$0	\$128,000	\$0	\$272,000	\$515,200
	Match	\$28,800	\$0	\$32,000	\$0	\$68,000	\$128,800
T- 004291	PREVENTATIVE MAINTENANCE - TRANSIT (CVTD).	\$875,000	\$875,000	\$875,000	\$875,000	\$1,750,000	\$5,250,000
CACHE							
	Federal Aid	\$700,000	\$700,000	\$700,000	\$700,000	\$1,400,000	\$4,200,000
	Match	\$175,000	\$175,000	\$175,000	\$175,000	\$350,000	\$1,050,000
T- 004292	PURCHASE BUSES FOR EXPANSION OF SERVICE (CVTD).	\$0	\$1,163,000	\$2,400,000	\$0	\$0	\$3,563,000
CACHE							
	Federal Aid	\$0	\$930,400	\$1,920,000	\$0	\$0	\$2,850,400
	Match	\$0	\$232,600	\$480,000	\$0	\$0	\$712,600
T- 004294	REPLACE SUPPORT VEHICLES & EQUIPMENT - (CVTD) .	\$0	\$50,000	\$0	\$0	\$60,000	\$110,000
CACHE							
	Federal Aid	\$0	\$40,000	\$0	\$0	\$48,000	\$88,000
	Match	\$0	\$10,000	\$0	\$0	\$12,000	\$22,000
T- 006166	FACILITY REPAIRS / IMPROVEMENTS REPLACE CONCRET AT BUS STORAG	\$12,000	\$16,000	\$16,000	\$16,000	\$0	\$60,000
CACHE							
	Federal Aid	\$9,600	\$12,800	\$12,800	\$12,800	\$0	\$48,000
	Match	\$2,400	\$3,200	\$3,200	\$3,200	\$0	\$12,000
T- 013351	PURCHASE SECURITY EQUIPMENT (CVTD).	\$12,500	\$12,500	\$12,500	\$12,500	\$25,000	\$75,000
CACHE							
	Federal Aid	\$10,000	\$10,000	\$10,000	\$10,000	\$20,000	\$60,000
	Match	\$2,500	\$2,500	\$2,500	\$2,500	\$5,000	\$15,000
T- 013352	EXPANSION - ADDITIONAL TRANSFER STATIONS (CVTD).	\$0	\$0	\$0	\$0	\$500,000	\$500,000
CACHE							
	Federal Aid	\$0	\$0	\$0	\$0	\$400,000	\$400,000
	Match	\$0	\$0	\$0	\$0	\$100,000	\$100,000
T- 013353	EQUIPMENT REPLACEMENT - REPLACE MOBILE BUS LIFT SYSTEM (CVTD).	\$100,000	\$0	\$0	\$0	\$0	\$100,000
CACHE							
	Federal Aid	\$80,000	\$0	\$0	\$0	\$0	\$80,000
	Match	\$20,000	\$0	\$0	\$0	\$0	\$20,000
T- 013354	FACILITY IMPROVEMENT, REPLACE BUS WASH SYSTEM (CVTD).	\$0	\$0	\$0	\$0	\$400,000	\$400,000
CACHE							
	Federal Aid	\$0	\$0	\$0	\$0	\$320,000	\$320,000
	Match	\$0	\$0	\$0	\$0	\$80,000	\$80,000

Program Description OGDEN/LAYTON URBANIZED AREA

T- 004298	LOCALLY FUNDED TRANSIT ENHANCEMENTS, STATEION AMENITIES, SIGN/	\$161,694	\$163,311	\$164,945	\$172,975	\$351,158	\$1,014,083
WFRC UTA PROJECT							
	Federal Aid	\$129,355	\$130,649	\$131,956	\$138,380	\$280,926	\$811,266
	Match	\$32,339	\$32,662	\$32,989	\$34,595	\$70,232	\$202,817
T- 004309	UTA SECURITY EQUIPMENT - O/L AREA .	\$161,694	\$163,311	\$164,945	\$172,975	\$351,158	\$1,014,083
WFRC UTA PROJECT							
	Federal Aid	\$129,355	\$130,649	\$131,956	\$138,380	\$280,926	\$811,266
	Match	\$32,339	\$32,662	\$32,989	\$34,595	\$70,232	\$202,817
T- 004318	UTA TRANSIT PLANNING - O/L AREA -*	\$166,865	\$0	\$166,865	\$0	\$166,865	\$500,595
WFRC UTA PROJECT							
	Federal Aid	\$133,492	\$0	\$133,492	\$0	\$133,492	\$400,476
	Match	\$33,373	\$0	\$33,373	\$0	\$33,373	\$100,119



DRAFT
DRAFT STIP

UDOT electronic Program Management Statewide Transportation Improvement Program



STIP 2020-2025

epm345_stip_report (Rev 1716)

Report Run on: Aug 28, 2019, 04:20 P.M.

TRANSIT:

Fund FTASEC_5307

Program Description OGDEN/LAYTON URBANIZED AREA

		2020	2021	2022	2023	CD	Total
T- 004331 UTA PREVENTIVE MAINTENANCE OF BUSES AND FACILITIES - O/L AREA .		\$12,923,381	\$12,935,549	\$13,064,905	\$13,195,554	\$28,092,567	\$80,211,956
WFRM UTA PROJECT	Federal Aid	\$10,338,705	\$10,348,439	\$10,451,924	\$10,556,443	\$22,474,054	\$64,169,565
	Match	\$2,584,676	\$2,587,110	\$2,612,981	\$2,639,111	\$5,618,513	\$16,042,391
T- 007153 UTA ADA OPERATING ASSISTANCE FOR PARATRANSIT SERVICES - O/L ARI		\$3,233,888	\$3,266,226	\$3,298,889	\$3,459,505	\$7,023,141	\$20,281,649
WFRM UTA PROJECT	Federal Aid	\$2,587,110	\$2,612,981	\$2,639,111	\$2,767,604	\$5,618,513	\$16,225,319
	Match	\$646,778	\$653,245	\$659,778	\$691,901	\$1,404,628	\$4,056,330

Program Description PROVO/OREM URBANIZED AREA

T- 004357 UTA LOCALLY FUNDED SECURITY EQUIPMENT (MAG).		\$110,595	\$111,700	\$112,818	\$118,310	\$240,183	\$693,606
UTA MAG PROJECT	Federal Aid	\$88,476	\$89,360	\$90,254	\$94,648	\$192,146	\$554,885
	Match	\$22,119	\$22,340	\$22,564	\$23,662	\$48,037	\$138,721
T- 004359 LOCALLY FUNDED TRANSIT ENHANCEMENTS, SIGNAGE, BIKE RACKS, TRA		\$110,595	\$111,700	\$112,818	\$118,310	\$240,138	\$693,561
UTA MAG PROJECT	Federal Aid	\$88,476	\$89,360	\$90,254	\$94,648	\$192,110	\$554,849
	Match	\$22,119	\$22,340	\$22,564	\$23,662	\$48,028	\$138,712
T- 006236 UTA - PREVENTIVE MAINTENANCE OF BUSES, RAIL VEHICLES & FACILITIE		\$8,734,025	\$8,936,029	\$8,911,861	\$9,464,819	\$19,101,001	\$55,147,735
UTA MAG PROJECT	Federal Aid	\$6,987,220	\$7,148,823	\$7,129,489	\$7,571,855	\$15,280,801	\$44,118,188
	Match	\$1,746,805	\$1,787,206	\$1,782,372	\$1,892,964	\$3,820,200	\$11,029,547
T- 007160 UTA ADA OPERATING ASSISTANCE FOR PARATRANSIT SERVICE (MAG).		\$2,211,888	\$2,234,007	\$2,256,347	\$2,366,205	\$4,803,632	\$13,872,079
UTA MAG PROJECT	Federal Aid	\$1,769,510	\$1,787,206	\$1,805,078	\$1,892,964	\$3,842,906	\$11,097,663
	Match	\$442,378	\$446,801	\$451,269	\$473,241	\$960,726	\$2,774,416
T- 008716 UTA PLANNING (MAG).		\$113,529	\$0	\$113,529	\$0	\$113,529	\$340,586
UTA MAG PROJECT	Federal Aid	\$90,823	\$0	\$90,823	\$0	\$90,823	\$272,469
	Match	\$22,706	\$0	\$22,706	\$0	\$22,706	\$68,117

Program Description SALT LAKE URBANIZED AREA

T- 004278 LOCALLY FUNDED TRANSIT ENHANCEMENTS, SIGNAGE, BIKE RACKS, TRA		\$354,328	\$357,870	\$361,449	\$379,048	\$769,504	\$2,222,198
UTA WFRM PROJECT	Federal Aid	\$283,462	\$286,296	\$289,159	\$303,238	\$615,603	\$1,777,758
	Match	\$70,866	\$71,574	\$72,290	\$75,810	\$153,901	\$444,440
T- 008733 UTA PLANNING - SALT LAKE / WEST VALLEY URBANIZED AREA *		\$344,606	\$0	\$344,606	\$0	\$344,606	\$1,033,819
UTA WFRM PROJECT	Federal Aid	\$275,685	\$0	\$275,685	\$0	\$275,685	\$827,055
	Match	\$68,921	\$0	\$68,921	\$0	\$68,921	\$206,764
T- 004317 UTA PREVENT MAINT OF BUSES, LIGHT RAIL VEHICLES, AND FACILITIES SI		\$28,346,164	\$28,629,625	\$28,915,922	\$30,323,785	\$61,560,315	\$177,775,811
WFRM UTA PROJECT	Federal Aid	\$22,676,931	\$22,903,700	\$23,132,738	\$24,259,028	\$49,248,252	\$142,220,649
	Match	\$5,669,233	\$5,725,925	\$5,783,184	\$6,064,757	\$12,312,063	\$35,555,162
T- 004319 UTA SECURITY EQUIPMENT - SALT LAKE/ WEST VALLEY AREA .		\$354,328	\$357,870	\$361,449	\$379,047	\$769,504	\$2,222,197
WFRM UTA PROJECT	Federal Aid	\$283,462	\$286,296	\$289,159	\$303,238	\$615,603	\$1,777,758
	Match	\$70,866	\$71,574	\$72,290	\$75,809	\$153,901	\$444,439
T- 004332 UTA TRANSIT PLANNING - SALT LAKE/ WEST VALLEY AREA - *		\$344,606	\$0	\$344,606	\$0	\$344,606	\$1,033,819
WFRM UTA PROJECT	Federal Aid	\$275,685	\$0	\$275,685	\$0	\$275,685	\$827,055
	Match	\$68,921	\$0	\$68,921	\$0	\$68,921	\$206,764



DRAFT

DRAFT STIP

UDOT electronic Program Management Statewide Transportation Improvement Program



STIP 2020-2025

epm345_stip_report (Rev 1716)

Report Run on: Aug 28, 2019, 04:20 P.M.

TRANSIT:		2020	2021	2022	2023	CD	Total
Fund FTASEC_5307							
Program Description SALT LAKE URBANIZED AREA							
T- 007152 UTA ADA OPERATING ASSISTANCE FOR PARATRANSIT SERVICE - SL/ WV A		\$7,086,541	\$7,157,406	\$7,228,980	\$7,580,946	\$15,390,080	\$44,443,954
WFRM UTA PROJECT	Federal Aid	\$5,669,233	\$5,725,925	\$5,783,184	\$6,064,757	\$12,312,064	\$35,555,163
	Match	\$1,417,308	\$1,431,481	\$1,445,796	\$1,516,189	\$3,078,016	\$8,888,791
Program Description SALT LAKE/OGDEN/LAYTON URBANIZED AREA							
T- 007023 DEPOT DISTRICT TECHNOLOGY CENTER .		\$4,620,735	\$0	\$0	\$0	\$0	\$4,620,735
UTA WFRM PROJECT	Federal Aid	\$3,696,588	\$0	\$0	\$0	\$0	\$3,696,588
	Match	\$924,147	\$0	\$0	\$0	\$0	\$924,147
Program Description ST. GEORGE URBANIZED AREA							
T- 004343 ENHANCEMENT / PREVENTATIVE MAINTENANCE (DIXIE MPO).		\$875,000	\$875,000	\$892,500	\$910,350	\$1,875,685	\$5,428,535
DIXIE MPO PROJECTS	Federal Aid	\$700,000	\$700,000	\$714,000	\$728,280	\$1,500,548	\$4,342,828
	Match	\$175,000	\$175,000	\$178,500	\$182,070	\$375,137	\$1,085,707
T- 007766 REPLACEMENT BUSES (DIXIE MPO).		\$900,000	\$936,000	\$973,440	\$1,012,378	\$2,147,861	\$5,969,679
DIXIE MPO PROJECTS	Federal Aid	\$720,000	\$748,800	\$778,752	\$809,902	\$1,718,289	\$4,775,743
	Match	\$180,000	\$187,200	\$194,688	\$202,476	\$429,572	\$1,193,936
T- 014331 BUS STOP IMPROVEMENTS (DIXIE MPO).		\$180,000	\$180,000	\$183,600	\$187,272	\$385,855	\$1,116,727
DIXIE MPO PROJECTS	Federal Aid	\$144,000	\$144,000	\$146,880	\$149,818	\$308,684	\$893,382
	Match	\$36,000	\$36,000	\$36,720	\$37,454	\$77,171	\$223,345
Program Description TRANSIT - NEW SERVICE							
T- 006989 TRANSIT PLANNING; SHORT RANGE TRANSIT PLAN- (CVTD) .		\$0	\$0	\$0	\$250,000	\$0	\$250,000
CACHE	Federal Aid	\$0	\$0	\$0	\$200,000	\$0	\$200,000
	Match	\$0	\$0	\$0	\$50,000	\$0	\$50,000
T- 006990 EXPANSION BUSES - (DIXIE DMPO).		\$4,500,000	\$4,680,000	\$4,867,200	\$5,061,888	\$10,739,302	\$29,848,390
DIXIE MPO PROJECTS	Federal Aid	\$3,600,000	\$3,744,000	\$3,893,760	\$4,049,510	\$8,591,442	\$23,878,712
	Match	\$900,000	\$936,000	\$973,440	\$1,012,378	\$2,147,860	\$5,969,678



DRAFT

DRAFT STIP

UDOT electronic Program Management

Statewide Transportation Improvement Program



STIP 2020-2025

epm345_stip_report (Rev 1716)

Report Run on: Aug 28, 2019, 04:20 P.M.

TRANSIT:

Fund FTASEC_5310

Program Description OGDEN/LAYTON URBANIZED AREA

T- 007028 O/L AREA - SPECIAL NEEDS FOR SENIORS & INDIVIDUALS WITH DISABILITIES		\$46,138	\$23,992	\$24,472	\$24,961	\$51,430	\$170,992
UTA WFRC PROJECT	Federal Aid	\$36,910	\$19,193	\$19,577	\$19,969	\$41,144	\$136,793
	Match	\$9,228	\$4,798	\$4,894	\$4,992	\$10,286	\$34,198

T- 007898 O/L AREA - SPECIAL NEEDS FOR SENIORS & INDIVIDUALS WITH DISABILITIES		\$553,655	\$287,900	\$293,658	\$299,531	\$617,155	\$2,051,899
UTA WFRC PROJECT	Federal Aid	\$442,924	\$230,320	\$234,926	\$239,625	\$493,724	\$1,641,519
	Match	\$110,731	\$57,580	\$58,732	\$59,906	\$123,431	\$410,380

Program Description PROVO/OREM URBANIZED AREA

T- 004375 UTA PROVO/OREM TRADITIONAL 5310 CAPITAL (MAG) .		\$362,744	\$188,627	\$192,400	\$196,248	\$404,349	\$1,344,368
UTA MAG PROJECT	Federal Aid	\$290,195	\$150,902	\$153,920	\$156,998	\$323,479	\$1,075,494
	Match	\$72,549	\$37,725	\$38,480	\$39,250	\$80,870	\$268,874

Program Description SALT LAKE URBANIZED AREA

T- 006232 SL AREA - SPECIAL NEEDS FOR SENIORS & INDIVIDUALS WITH DISABILITIES		\$958,601	\$498,473	\$508,442	\$518,611	\$1,068,546	\$3,552,673
UTA WFRC PROJECT	Federal Aid	\$766,881	\$398,778	\$406,754	\$414,889	\$854,837	\$2,842,138
	Match	\$191,720	\$99,695	\$101,688	\$103,722	\$213,709	\$710,535

Program Description SALT LAKE/OGDEN/LAYTON URBANIZED AREA

T- 007027 SL AREA - SPECIAL NEEDS FOR SENIORS & INDIVIDUALS WITH DISABILITIES		\$79,883	\$41,539	\$42,370	\$43,218	\$89,046	\$296,056
UTA WFRC PROJECT	Federal Aid	\$63,907	\$33,232	\$33,896	\$34,574	\$71,236	\$236,845
	Match	\$15,977	\$8,308	\$8,474	\$8,644	\$17,809	\$59,211

Program Description TRANSIT - GREEN/ ENERGY REDUCTION GRANT

T- 006239 UTA PROVO/OREM OTHER 5310 CAPITAL (MAG) .		\$30,229	\$15,719	\$16,033	\$16,354	\$33,696	\$112,031
UTA MAG PROJECT	Federal Aid	\$24,183	\$12,575	\$12,826	\$13,083	\$26,957	\$89,625
	Match	\$6,046	\$3,144	\$3,207	\$3,271	\$6,739	\$22,406

Fund FTASEC_5337

Program Description SALT LAKE/OGDEN/LAYTON URBANIZED AREA

T- 006176 UTA HIGH INTENSITY FIXED GUIDEWAY & MOTOR BUS STATE OF GOOD REPAIR		\$22,227,434	\$24,845,687	\$25,094,144	\$25,345,085	\$51,453,058	\$148,965,407
UTA WFRC PROJECT	Federal Aid	\$17,781,947	\$19,876,550	\$20,075,315	\$20,276,068	\$41,162,446	\$119,172,326
	Match	\$4,445,487	\$4,969,137	\$5,018,829	\$5,069,017	\$10,290,612	\$29,793,081



DRAFT

DRAFT STIP

UDOT electronic Program Management Statewide Transportation Improvement Program



STIP 2020-2025

epm345_stip_report (Rev 1716)

Report Run on: Aug 28, 2019, 04:20 P.M.

TRANSIT:

Fund FTASEC_5339

Program Description LOGAN URBANIZED AREA

T- 004293 REPLACEMENT FIXED ROUTE BUSES - (CVTD). CACHE		\$0	\$2,325,000	\$2,400,000	\$0	\$2,500,000	\$7,225,000
	Federal Aid	\$0	\$1,860,000	\$1,920,000	\$0	\$2,000,000	\$5,780,000
	Match	\$0	\$465,000	\$480,000	\$0	\$500,000	\$1,445,000

T- 004297 FACILITY EXPANSION - (CVTD). CACHE		\$0	\$1,000,000	\$1,000,000	\$1,000,000	\$1,000,000	\$4,000,000
	Federal Aid	\$0	\$800,000	\$800,000	\$800,000	\$800,000	\$3,200,000
	Match	\$0	\$200,000	\$200,000	\$200,000	\$200,000	\$800,000

Program Description SALT LAKE/OGDEN/LAYTON URBANIZED AREA

T- 012630 BUS PURCHASES, OVERHAULS, & BUS RELATED STOP & OPERATOR RELIE UTA WFRM PROJECT		\$0	\$4,620,735	\$4,620,735	\$5,430,464	\$11,024,385	\$25,696,319
	Federal Aid	\$0	\$3,696,588	\$3,696,588	\$4,344,371	\$8,819,508	\$20,557,055
	Match	\$0	\$924,147	\$924,147	\$1,086,093	\$2,204,877	\$5,139,264

Program Description ST. GEORGE URBANIZED AREA

T- 013360 BUS FACILITIES (DIXIE MPO). DIXIE MPO PROJECTS		\$400,000	\$3,200,000	\$3,200,000	\$400,000	\$800,000	\$8,000,000
	Federal Aid	\$320,000	\$2,560,000	\$2,560,000	\$320,000	\$640,000	\$6,400,000
	Match	\$80,000	\$640,000	\$640,000	\$80,000	\$160,000	\$1,600,000

T- 013361 REPLACEMENT BUSES - (DIXIE MPO). DIXIE MPO PROJECTS		\$450,000	\$468,000	\$486,720	\$506,189	\$1,073,920	\$2,984,829
	Federal Aid	\$360,000	\$374,400	\$389,376	\$404,951	\$859,136	\$2,387,863
	Match	\$90,000	\$93,600	\$97,344	\$101,238	\$214,784	\$596,966

T- 013362 EXPANSION BUSES - (DIXIE MPO). DIXIE MPO PROJECTS		\$900,000	\$936,000	\$973,440	\$1,012,378	\$2,147,861	\$5,969,679
	Federal Aid	\$720,000	\$748,800	\$778,752	\$809,902	\$1,718,289	\$4,775,743
	Match	\$180,000	\$187,200	\$194,688	\$202,476	\$429,572	\$1,193,936

Fund FTA_5307_50%

Program Description LOGAN URBANIZED AREA

T- 004290 OPERATING ASSISTANCE - (CVTD). CACHE		\$2,400,000	\$2,400,000	\$2,600,000	\$2,600,000	\$5,400,000	\$15,400,000
	Federal Aid	\$1,200,000	\$1,200,000	\$1,300,000	\$1,300,000	\$2,700,000	\$7,700,000
	Match	\$1,200,000	\$1,200,000	\$1,300,000	\$1,300,000	\$2,700,000	\$7,700,000

T- 004295 SECURITY CONTRACTS & EQUIPMENT- (CVTD) . CACHE		\$50,000	\$50,000	\$50,000	\$50,000	\$100,000	\$300,000
	Federal Aid	\$25,000	\$25,000	\$25,000	\$25,000	\$50,000	\$150,000
	Match	\$25,000	\$25,000	\$25,000	\$25,000	\$50,000	\$150,000

Program Description ST. GEORGE URBANIZED AREA

T- 004344 OPERATING ASSISTANCE (DIXIE MPO). DIXIE MPO PROJECTS		\$1,200,000	\$1,240,000	\$1,280,000	\$1,280,001	\$1,280,001	\$6,280,002
	Federal Aid	\$600,000	\$620,000	\$640,000	\$640,001	\$640,001	\$3,140,001
	Match	\$600,000	\$620,000	\$640,000	\$640,001	\$640,001	\$3,140,001



DRAFT

DRAFT STIP

UDOT electronic Program Management

Statewide Transportation Improvement Program



STIP 2020-2025

Report Run on: Aug 28, 2019, 04:20 P.M.

epm345_stip_report (Rev 1716)

TRANSIT:		2020	2021	2022	2023	CD	Total
Fund FTA_5310_100							
Program Description OGDEN/LAYTON URBANIZED AREA							
T- 010589	O/L AREA - SPECIAL NEEDS FOR SENIORS & INDIVIDUALS WITH DISABILITIES	\$73,821	\$38,387	\$39,154	\$39,938	\$81,287	\$272,587
UTA WFRC PROJECT							
	Federal Aid	\$73,821	\$38,387	\$39,154	\$39,938	\$81,287	\$272,587
	Match	\$0	\$0	\$0	\$0	\$0	\$0
Program Description PROVO/OREM URBANIZED AREA							
T- 004372	UTA PROVO/OREM 5310 ADMINISTRATION (MAG) .	\$48,366	\$25,150	\$25,653	\$26,166	\$53,914	\$179,249
UTA MAG PROJECT							
	Federal Aid	\$48,366	\$25,150	\$25,653	\$26,166	\$53,914	\$179,249
	Match	\$0	\$0	\$0	\$0	\$0	\$0
Program Description SALT LAKE URBANIZED AREA							
T- 010588	SL AREA - SPECIAL NEEDS FOR SENIORS & INDIVIDUALS WITH DISABILITIES	\$127,814	\$66,463	\$67,792	\$69,148	\$142,473	\$473,690
UTA WFRC PROJECT							
	Federal Aid	\$127,814	\$66,463	\$67,792	\$69,148	\$142,473	\$473,690
	Match	\$0	\$0	\$0	\$0	\$0	\$0
Fund FTA_5310_50							
Program Description OGDEN/LAYTON URBANIZED AREA							
T- 013350	O/L AREA - SPECIAL NEEDS FOR SENIORS & INDIVIDUALS WITH DISABILITIES	\$65,488	\$66,798	\$68,134	\$69,496	\$143,190	\$413,106
UTA WFRC PROJECT							
	Federal Aid	\$32,744	\$33,399	\$34,067	\$34,748	\$71,595	\$206,553
	Match	\$32,744	\$33,399	\$34,067	\$34,748	\$71,595	\$206,553
Program Description PROVO/OREM URBANIZED AREA							
T- 004354	UTA PROVO/OREM 5310 OPERATIONS (MAG) .	\$241,830	\$125,752	\$128,267	\$130,832	\$269,566	\$896,246
UTA MAG PROJECT							
	Federal Aid	\$120,915	\$62,876	\$64,133	\$65,416	\$134,783	\$448,123
	Match	\$120,915	\$62,876	\$64,133	\$65,416	\$134,783	\$448,123
Program Description RURAL PUBLIC TRANSIT PROGRAM							
T- 010404	CACHE EMPLOYMENT TRAINING CNTR: OPERATING (SMALL URBAN) .	\$142,126	\$130,000	\$304,866	\$0	\$0	\$576,992
UTAH DEPT. OF TRANSPORTATION							
	Federal Aid	\$71,063	\$65,000	\$152,433	\$0	\$0	\$288,496
	Match	\$71,063	\$65,000	\$152,433	\$0	\$0	\$288,496
T- 011390	CACHE EMPLOYMENT TRAINING CNTR: OPERATING (RURAL) .	\$0	\$80,000	\$0	\$0	\$0	\$80,000
UTAH DEPT. OF TRANSPORTATION							
	Federal Aid	\$0	\$40,000	\$0	\$0	\$0	\$40,000
	Match	\$0	\$40,000	\$0	\$0	\$0	\$40,000
T- 011394	FOUR CORNERS - OPERATING .	\$0	\$0	\$10,000	\$0	\$0	\$10,000
UTAH DEPT. OF TRANSPORTATION							
	Federal Aid	\$0	\$0	\$5,000	\$0	\$0	\$5,000
	Match	\$0	\$0	\$5,000	\$0	\$0	\$5,000
Program Description SALT LAKE URBANIZED AREA							
T- 008178	SL AREA - SPECIAL NEEDS FOR SENIORS & INDIVIDUALS WITH DISABILITIES	\$639,068	\$332,315	\$338,962	\$345,741	\$712,364	\$2,368,449
UTA WFRC PROJECT							
	Federal Aid	\$319,534	\$166,158	\$169,481	\$172,870	\$356,182	\$1,184,224
	Match	\$319,534	\$166,158	\$169,481	\$172,870	\$356,182	\$1,184,224
Program Description TRANSIT - SMALL URBAN							
T- 010403	RED ROCK CENTER FOR INDEPENDENCE: OPERATING.	\$0	\$8,500	\$0	\$0	\$0	\$8,500
UTAH DEPT. OF TRANSPORTATION							
	Federal Aid	\$0	\$4,250	\$0	\$0	\$0	\$4,250
	Match	\$0	\$4,250	\$0	\$0	\$0	\$4,250



DRAFT

DRAFT STIP

UDOT electronic Program Management

Statewide Transportation Improvement Program



STIP 2020-2025

epm345_stip_report (Rev 1716)

Report Run on: Aug 28, 2019, 04:20 P.M.

TRANSIT:

Fund FTA_5310_80

Program Description RURAL PUBLIC TRANSIT PROGRAM

		2020	2021	2022	2023	CD	Total
T- 010452	CACHE EMPLOYMENT TRAINING CNTR: CAPITAL - VEHICLES .	\$122,318	\$70,000	\$0	\$0	\$0	\$192,318
	UTAH DEPT. OF TRANSPORTATION						
	Federal Aid	\$97,854	\$56,000	\$0	\$0	\$0	\$153,854
	Match	\$24,464	\$14,000	\$0	\$0	\$0	\$38,464
T- 010603	SIX COUNTY AOG - CAPITAL - MOBILITY MANAGEMENT .	\$18,750	\$0	\$0	\$0	\$0	\$18,750
	UTAH DEPT. OF TRANSPORTATION						
	Federal Aid	\$15,000	\$0	\$0	\$0	\$0	\$15,000
	Match	\$3,750	\$0	\$0	\$0	\$0	\$3,750
T- 011388	FIVE COUNTY AOG: MOBILITY MNGT (SMALL URBAN) .	\$50,000	\$16,345	\$7,500	\$0	\$0	\$73,845
	UTAH DEPT. OF TRANSPORTATION						
	Federal Aid	\$40,000	\$13,076	\$6,000	\$0	\$0	\$59,076
	Match	\$10,000	\$3,269	\$1,500	\$0	\$0	\$14,769
T- 011391	FIVE COUNTY AOG; MOBILITY MNGT (RURAL) .	\$0	\$17,500	\$17,500	\$0	\$0	\$35,000
	UTAH DEPT. OF TRANSPORTATION						
	Federal Aid	\$0	\$14,000	\$14,000	\$0	\$0	\$28,000
	Match	\$0	\$3,500	\$3,500	\$0	\$0	\$7,000
T- 011392	TOOELE COUNTY; CAPITAL - MOBILITY MANAGEMENT .	\$95,380	\$58,066	\$0	\$0	\$0	\$153,446
	UTAH DEPT. OF TRANSPORTATION						
	Federal Aid	\$76,304	\$46,453	\$0	\$0	\$0	\$122,757
	Match	\$19,076	\$11,613	\$0	\$0	\$0	\$30,689
T- 011395	CARBON COUNTY SENIORS - CAPITAL- VEHICLES.	\$0	\$70,000	\$70,000	\$0	\$0	\$140,000
	UTAH DEPT. OF TRANSPORTATION						
	Federal Aid	\$0	\$56,000	\$56,000	\$0	\$0	\$112,000
	Match	\$0	\$14,000	\$14,000	\$0	\$0	\$28,000
T- 011397	BEAR RIVER AOG; CAPITAL - MOBILITY MANAGEMENT .	\$62,500	\$0	\$0	\$0	\$0	\$62,500
	UTAH DEPT. OF TRANSPORTATION						
	Federal Aid	\$50,000	\$0	\$0	\$0	\$0	\$50,000
	Match	\$12,500	\$0	\$0	\$0	\$0	\$12,500
T- 011400	EMERY COUNTY SENIOR CAPITAL - VEHICLES.	\$0	\$0	\$70,000	\$0	\$0	\$70,000
	UTAH DEPT. OF TRANSPORTATION						
	Federal Aid	\$0	\$0	\$56,000	\$0	\$0	\$56,000
	Match	\$0	\$0	\$14,000	\$0	\$0	\$14,000
T- 011401	CACHE COUNTY SENIORS - CAPITAL VEHICLES.	\$0	\$0	\$70,000	\$0	\$0	\$70,000
	UTAH DEPT. OF TRANSPORTATION						
	Federal Aid	\$0	\$0	\$56,000	\$0	\$0	\$56,000
	Match	\$0	\$0	\$14,000	\$0	\$0	\$14,000
T- 011402	WASHINGTON COUNTY SENIORS - VEHICLES .	\$0	\$139,163	\$0	\$0	\$0	\$139,163
	UTAH DEPT. OF TRANSPORTATION						
	Federal Aid	\$0	\$111,330	\$0	\$0	\$0	\$111,330
	Match	\$0	\$27,833	\$0	\$0	\$0	\$27,833
T- 011404	UINTAH BASIN AOG; MOBILITY MANAGEMENT (RURAL).	\$63,518	\$38,536	\$20,743	\$0	\$0	\$122,797
	UTAH DEPT. OF TRANSPORTATION						
	Federal Aid	\$50,814	\$30,829	\$16,594	\$0	\$0	\$98,237
	Match	\$12,704	\$7,707	\$4,149	\$0	\$0	\$24,559
T- 013337	BEAVER - CAPITAL - MOBILITY MANAGEMENT.	\$68,750	\$0	\$0	\$0	\$0	\$68,750
	UTAH DEPT. OF TRANSPORTATION						
	Federal Aid	\$55,000	\$0	\$0	\$0	\$0	\$55,000
	Match	\$13,750	\$0	\$0	\$0	\$0	\$13,750

Program Description RURAL TRANSPORTATION ASSISTANCE PROGRAM



DRAFT
DRAFT STIP

UDOT electronic Program Management Statewide Transportation Improvement Program



STIP 2020-2025

epm345_stip_report (Rev 1716)

Report Run on: Aug 28, 2019, 04:20 P.M.

TRANSIT:		2020	2021	2022	2023	CD	Total
Fund FTA_5310_80							
Program Description RURAL TRANSPORTATION ASSISTANCE PROGRAM							
T- 015082 TURN COMMUNITY SERVICES CAPITAL - VEHICLES .		\$0	\$0	\$130,000	\$0	\$0	\$130,000
UTAH DEPT. OF TRANSPORTATION	Federal Aid	\$0	\$0	\$104,000	\$0	\$0	\$104,000
	Match	\$0	\$0	\$26,000	\$0	\$0	\$26,000
Program Description TRANSIT - RURAL							
T- 010397 FOUR CORNERS: CAPITAL VEHICLES .		\$0	\$0	\$70,000	\$0	\$0	\$70,000
UTAH DEPT. OF TRANSPORTATION	Federal Aid	\$0	\$0	\$56,000	\$0	\$0	\$56,000
	Match	\$0	\$0	\$14,000	\$0	\$0	\$14,000
T- 010600 UINTAH BASIN AOG - CAPITAL- VEHICLE .		\$0	\$0	\$70,000	\$0	\$0	\$70,000
UTAH DEPT. OF TRANSPORTATION	Federal Aid	\$0	\$0	\$56,000	\$0	\$0	\$56,000
	Match	\$0	\$0	\$14,000	\$0	\$0	\$14,000
Fund FTA_5311_100							
Program Description RURAL PUBLIC TRANSIT PROGRAM							
T- 013336 URSTA - RTAP .		\$88,000	\$88,000	\$88,000	\$0	\$0	\$264,000
UTAH DEPT. OF TRANSPORTATION	Federal Aid	\$88,000	\$88,000	\$88,000	\$0	\$0	\$264,000
	Match	\$0	\$0	\$0	\$0	\$0	\$0
Program Description TRANSIT - RURAL							
T- 010602 UDOT ADMIN - RTAP .		\$26,863	\$26,863	\$26,863	\$0	\$0	\$80,589
UTAH DEPT. OF TRANSPORTATION	Federal Aid	\$26,863	\$26,863	\$26,863	\$0	\$0	\$80,589
	Match	\$0	\$0	\$0	\$0	\$0	\$0
Fund FTA_5311_50%							
Program Description RURAL PUBLIC TRANSIT PROGRAM							
T- 010428 PARK CITY TRANSIT: OPERATING .		\$4,396,700	\$0	\$3,677,836	\$0	\$0	\$8,074,536
UTAH DEPT. OF TRANSPORTATION	Federal Aid	\$2,198,350	\$0	\$1,838,918	\$0	\$0	\$4,037,268
	Match	\$2,198,350	\$0	\$1,838,918	\$0	\$0	\$4,037,268
T- 010440 UINTAH BASIN AOG: OPERATING .		\$367,490	\$325,000	\$423,000	\$0	\$0	\$1,115,490
UTAH DEPT. OF TRANSPORTATION	Federal Aid	\$183,745	\$162,500	\$211,500	\$0	\$0	\$557,745
	Match	\$183,745	\$162,500	\$211,500	\$0	\$0	\$557,745
T- 010593 CACHE VALLEY TRANSIT DISTRICT - OPERATING .		\$392,590	\$624,000	\$694,000	\$0	\$0	\$1,710,590
UTAH DEPT. OF TRANSPORTATION	Federal Aid	\$196,295	\$312,000	\$347,000	\$0	\$0	\$855,295
	Match	\$196,295	\$312,000	\$347,000	\$0	\$0	\$855,295
T- 013332 CEDAR CITY CORPORATION - OPERATING .		\$104,000	\$147,000	\$131,000	\$0	\$0	\$382,000
UTAH DEPT. OF TRANSPORTATION	Federal Aid	\$52,000	\$73,500	\$65,500	\$0	\$0	\$191,000
	Match	\$52,000	\$73,500	\$65,500	\$0	\$0	\$191,000
Program Description TRANSIT - RURAL							
T- 010412 GREYHOUND: (ICB) OPERATING .		\$676,700	\$676,700	\$676,700	\$0	\$0	\$2,030,100
UTAH DEPT. OF TRANSPORTATION	Federal Aid	\$338,350	\$338,350	\$338,350	\$0	\$0	\$1,015,050
	Match	\$338,350	\$338,350	\$338,350	\$0	\$0	\$1,015,050



DRAFT
DRAFT STIP

UDOT electronic Program Management Statewide Transportation Improvement Program



STIP 2020-2025

epm345_stip_report (Rev 1716)

Report Run on: Aug 28, 2019, 04:20 P.M.

TRANSIT:

Fund FTA_5311_80

Program Description RURAL PUBLIC TRANSIT PROGRAM

		2020	2021	2022	2023	CD	Total
T- 006455 UINTAH BASIN AOG - CAPITAL -BUSES .		\$0	\$24,000	\$0	\$0	\$0	\$24,000
UTAH DEPT. OF TRANSPORTATION	Federal Aid	\$0	\$19,200	\$0	\$0	\$0	\$19,200
	Match	\$0	\$4,800	\$0	\$0	\$0	\$4,800
T- 010408 CEDAR CITY CORPORATION: BUS (RURAL) .		\$0	\$0	\$80,000	\$0	\$0	\$80,000
UTAH DEPT. OF TRANSPORTATION	Federal Aid	\$0	\$0	\$64,000	\$0	\$0	\$64,000
	Match	\$0	\$0	\$16,000	\$0	\$0	\$16,000
T- 010409 PARK CITY TRANSIT: CONSTRUCTION .		\$0	\$3,851,828	\$2,451,166	\$0	\$0	\$6,302,994
UTAH DEPT. OF TRANSPORTATION	Federal Aid	\$0	\$3,081,462	\$1,960,933	\$0	\$0	\$5,042,395
	Match	\$0	\$770,366	\$490,233	\$0	\$0	\$1,260,599
T- 010427 UINTAH BASIN AOG: PROJECT ADMINISTRATION .		\$255,531	\$224,000	\$177,000	\$0	\$0	\$656,531
UTAH DEPT. OF TRANSPORTATION	Federal Aid	\$204,425	\$179,200	\$141,600	\$0	\$0	\$525,225
	Match	\$51,106	\$44,800	\$35,400	\$0	\$0	\$131,306
T- 010594 CACHE VALLEY TRANSIT; ADMINISTRATION .		\$256,869	\$238,000	\$254,000	\$0	\$0	\$748,869
UTAH DEPT. OF TRANSPORTATION	Federal Aid	\$205,495	\$190,400	\$203,200	\$0	\$0	\$599,095
	Match	\$51,374	\$47,600	\$50,800	\$0	\$0	\$149,774
T- 010596 CEDAR CITY CORPORATION - SIGNS.		\$0	\$10,800	\$0	\$0	\$0	\$10,800
UTAH DEPT. OF TRANSPORTATION	Federal Aid	\$0	\$8,640	\$0	\$0	\$0	\$8,640
	Match	\$0	\$2,160	\$0	\$0	\$0	\$2,160
T- 010597 PARK CITY TRANSIT - PROJECT ADMIN .		\$133,275	\$173,545	\$0	\$0	\$0	\$306,820
UTAH DEPT. OF TRANSPORTATION	Federal Aid	\$106,620	\$138,836	\$0	\$0	\$0	\$245,456
	Match	\$26,655	\$34,709	\$0	\$0	\$0	\$61,364
T- 010598 PARK CITY TRANSIT -CAPITAL - BUSES/EQUIPMENT .		\$1,973,815	\$754,239	\$0	\$0	\$0	\$2,728,054
UTAH DEPT. OF TRANSPORTATION	Federal Aid	\$1,579,052	\$603,391	\$0	\$0	\$0	\$2,182,443
	Match	\$394,763	\$150,848	\$0	\$0	\$0	\$545,611
T- 011403 UINTAH BASIN AOG; CAPITAL - BUS SHELTERS.		\$0	\$0	\$15,000	\$0	\$0	\$15,000
UTAH DEPT. OF TRANSPORTATION	Federal Aid	\$0	\$0	\$12,000	\$0	\$0	\$12,000
	Match	\$0	\$0	\$3,000	\$0	\$0	\$3,000
T- 013331 CEDAR CITY CORPORATION - PROJECT ADMINISTRATION .		\$50,000	\$42,000	\$43,200	\$0	\$0	\$135,200
UTAH DEPT. OF TRANSPORTATION	Federal Aid	\$40,000	\$33,600	\$34,560	\$0	\$0	\$108,160
	Match	\$10,000	\$8,400	\$8,640	\$0	\$0	\$27,040
T- 013333 FIVE COUNTY AOG; CAPITAL - MOBILITY MANAGEMENT .		\$12,500	\$0	\$46,000	\$0	\$0	\$58,500
UTAH DEPT. OF TRANSPORTATION	Federal Aid	\$10,000	\$0	\$36,800	\$0	\$0	\$46,800
	Match	\$2,500	\$0	\$9,200	\$0	\$0	\$11,700
T- 013334 TOOELE COUNTY - CAPITAL - MOBILIBY MANAGEMENT .		\$87,500	\$54,066	\$0	\$0	\$0	\$141,566
UTAH DEPT. OF TRANSPORTATION	Federal Aid	\$70,000	\$43,253	\$0	\$0	\$0	\$113,253
	Match	\$17,500	\$10,813	\$0	\$0	\$0	\$28,313



DRAFT
DRAFT STIP

UDOT electronic Program Management Statewide Transportation Improvement Program



STIP 2020-2025

epm345_stip_report (Rev 1716)

Report Run on: Aug 28, 2019, 04:20 P.M.

TRANSIT:		2020	2021	2022	2023	CD	Total
Fund FTA_5311_80							
Program Description RURAL PUBLIC TRANSIT PROGRAM							
T- 015081 UINTAH BASIN AOG- CAPITAL - MOBILITY MANAGEMENT .		\$0	\$0	\$45,000	\$0	\$0	\$45,000
UTAH DEPT. OF TRANSPORTATION	Federal Aid	\$0	\$0	\$36,000	\$0	\$0	\$36,000
	Match	\$0	\$0	\$9,000	\$0	\$0	\$9,000
Program Description RURAL TRANSPORTATION ASSISTANCE PROGRAM							
T- 010429 UTE TRIBE - CAPITAL - VEHICLES.		\$0	\$0	\$150,000	\$0	\$0	\$150,000
UTAH DEPT. OF TRANSPORTATION	Federal Aid	\$0	\$0	\$120,000	\$0	\$0	\$120,000
	Match	\$0	\$0	\$30,000	\$0	\$0	\$30,000
Fund FTA_5339_80							
Program Description RURAL PUBLIC TRANSIT PROGRAM							
T- 004300 PARK CITY - CAPITAL - BUSES/EQUIPMENT .		\$430,000	\$2,187,500	\$2,509,940	\$0	\$0	\$5,127,440
UTAH DEPT. OF TRANSPORTATION	Federal Aid	\$344,000	\$1,750,000	\$2,007,952	\$0	\$0	\$4,101,952
	Match	\$86,000	\$437,500	\$501,988	\$0	\$0	\$1,025,488
T- 010406 CACHE VALLEY TRANSIT: CAPITAL - BUSES (SMALL URBAN).		\$376,854	\$376,854	\$485,165	\$0	\$0	\$1,238,873
UTAH DEPT. OF TRANSPORTATION	Federal Aid	\$301,483	\$301,483	\$388,132	\$0	\$0	\$991,098
	Match	\$75,371	\$75,371	\$97,033	\$0	\$0	\$247,775
Program Description TRANSIT - STATEWIDE							
T- 013328 UTAH TRANSIT AUTHORITY- BUS FACILITY ACQUISITION/REHAB.		\$1,757,500	\$0	\$0	\$0	\$0	\$1,757,500
UTAH DEPT. OF TRANSPORTATION	Federal Aid	\$1,406,000	\$0	\$0	\$0	\$0	\$1,406,000
	Match	\$351,500	\$0	\$0	\$0	\$0	\$351,500



DRAFT

DRAFT STIP

UDOT electronic Program Management

Statewide Transportation Improvement Program



STIP 2020-2025

Report Run on: Aug 28, 2019, 04:20 P.M.

epm345_stip_report (Rev 1716)

TRANSIT:

Fund FTA_ILL

Program Description PROVO/OREM URBANIZED AREA

		2020	2021	2022	2023	CD	Total
T- 004311 ROW FOR FUTURE CRT FACILITY IN PROVO.		\$0	\$0	\$0	\$0	\$0	\$0
UTA MAG PROJECT	Federal Aid	\$0	\$0	\$0	\$0	\$0	\$0
	Match	\$0	\$0	\$0	\$0	\$0	\$0
T- 007026 TIMPONOGOS REMODEL AND EXPANSION - BEGIN DESIGN .		\$0	\$200,000	\$0	\$250,000	\$0	\$450,000
UTA MAG PROJECT	Federal Aid	\$0	\$160,000	\$0	\$200,000	\$0	\$360,000
	Match	\$0	\$40,000	\$0	\$50,000	\$0	\$90,000
T- 007029 ROW FOR FUTURE LRT FACILITY IN UTAH COUNTY.		\$0	\$0	\$0	\$0	\$18,000,000	\$18,000,000
UTA MAG PROJECT	Federal Aid	\$0	\$0	\$0	\$0	\$14,400,000	\$14,400,000
	Match	\$0	\$0	\$0	\$0	\$3,600,000	\$3,600,000

Program Description SALT LAKE URBANIZED AREA

T- 006171 ROW FOR FUTURE SOUTH SALT LAKE COUNTY BUS GARAGE		\$0	\$0	\$15,000,000	\$0	\$0	\$15,000,000
WFRC SALT LAKE PROJECT	Federal Aid	\$0	\$0	\$12,000,000	\$0	\$0	\$12,000,000
	Match	\$0	\$0	\$3,000,000	\$0	\$0	\$3,000,000

Program Description SALT LAKE/OGDEN/LAYTON URBANIZED AREA

T- 007024 MID-VALLEY CONNECTOR .		\$0	\$0	\$0	\$0	\$0	\$0
UTA WFRC PROJECT	Federal Aid	\$0	\$0	\$0	\$0	\$0	\$0
	Match	\$0	\$0	\$0	\$0	\$0	\$0

Program Description TRANSIT - NEW CONSTRUCTION (UNFUNDED)

T- 004279 RIVERSIDE EXPANSION - PLANNING EFFORT		\$0	\$200,000	\$0	\$0	\$0	\$200,000
UTA WFRC PROJECT	Federal Aid	\$0	\$160,000	\$0	\$0	\$0	\$160,000
	Match	\$0	\$40,000	\$0	\$0	\$0	\$40,000
T- 007135 ROW FOR FUTUR LRT FACILTY NEAR AIRPORT		\$0	\$0	\$0	\$0	\$2,365,000	\$2,365,000
UTA WFRC PROJECT	Federal Aid	\$0	\$0	\$0	\$0	\$1,892,000	\$1,892,000
	Match	\$0	\$0	\$0	\$0	\$473,000	\$473,000
T- 007892 ROW FOR FUTURE CRT FACILTY IN OGDEN .		\$0	\$0	\$0	\$0	\$4,700,000	\$4,700,000
UTA WFRC PROJECT	Federal Aid	\$0	\$0	\$0	\$0	\$3,760,000	\$3,760,000
	Match	\$0	\$0	\$0	\$0	\$940,000	\$940,000
T- 007893 ROW FOR FUTURE WARM SPRINGS EXPANSION		\$0	\$1,930,000	\$7,295,000	\$0	\$0	\$9,225,000
UTA WFRC PROJECT	Federal Aid	\$0	\$1,544,000	\$5,836,000	\$0	\$0	\$7,380,000
	Match	\$0	\$386,000	\$1,459,000	\$0	\$0	\$1,845,000
T- 007899 SOUTH DAVIS TRANSIT BRT.		\$0	\$0	\$0	\$1,000,000	\$1,000,000	\$2,000,000
UTA WFRC PROJECT	Federal Aid	\$0	\$0	\$0	\$800,000	\$800,000	\$1,600,000
	Match	\$0	\$0	\$0	\$200,000	\$200,000	\$400,000

Program Description TRANSIT - NEW SERVICE

T- 004272 REMODEL OK MANUFACTURING BUILDING .		\$0	\$1,215,500	\$0	\$0	\$0	\$1,215,500
UTA WFRC PROJECT	Federal Aid	\$0	\$972,400	\$0	\$0	\$0	\$972,400
	Match	\$0	\$243,100	\$0	\$0	\$0	\$243,100
T- 005163 FUTURE OF FRONTRUNNER .		\$0	\$0	\$0	\$0	\$0	\$0
UTA WFRC PROJECT	Federal Aid	\$0	\$0	\$0	\$0	\$0	\$0
	Match	\$0	\$0	\$0	\$0	\$0	\$0



DRAFT
DRAFT STIP

UDOT electronic Program Management Statewide Transportation Improvement Program



STIP 2020-2025

epm345_stip_report (Rev 1716)

Report Run on: Aug 28, 2019, 04:20 P.M.

TRANSIT:		2020	2021	2022	2023	CD	Total
Fund LOCAL_GOV							
Program Description SALT LAKE OGDEN URBANIZED AREA							
T- 004334 LIGHT RAIL AND COMMUTR RAIL VEHICLE REHAB.		\$12,892,498	\$14,630,121	\$16,495,600	\$16,730,800	\$31,862,444	\$92,611,463
WFRC UTA PROJECT	Federal Aid	\$0	\$0	\$0	\$0	\$0	\$0
	Match	\$0	\$0	\$0	\$0	\$0	\$0
T- 006458 AIRPORT TRAX REALIGNMENT		\$13,000,000	\$5,550,000	\$0	\$0	\$0	\$18,550,000
WFRC UTA PROJECT	Federal Aid	\$0	\$0	\$0	\$0	\$0	\$0
	Match	\$0	\$0	\$0	\$0	\$0	\$0
Program Description SALT LAKE/OGDEN/LAYTON URBANIZED AREA							
T- 007255 BUS ENGINE/TRANSMISSION/COMPONENT REHAB/ REPLACEMENT .		\$1,800,000	\$1,800,000	\$600,000	\$600,000	\$1,200,000	\$6,000,000
UTA WFRC PROJECT	Federal Aid	\$0	\$0	\$0	\$0	\$0	\$0
	Match	\$0	\$0	\$0	\$0	\$0	\$0
T- 004339 28 NEW BUSES FOR SL COUNTY SERVICES		\$14,000,000	\$0	\$0	\$0	\$0	\$14,000,000
WFRC UTA PROJECT	Federal Aid	\$0	\$0	\$0	\$0	\$0	\$0
	Match	\$0	\$0	\$0	\$0	\$0	\$0
T- 006457 UTA BUDGET FOR BUS, PARATRANSIT & VAN REPLACEMENT .		\$32,487,294	\$29,053,579	\$16,023,912	\$38,673,126	\$80,952,433	\$197,190,344
WFRC UTA PROJECT	Federal Aid	\$0	\$0	\$0	\$0	\$0	\$0
	Match	\$0	\$0	\$0	\$0	\$0	\$0
Program Description TRANSIT - NEW SERVICE							
T- 007022 VINYARD DOUBLE TRACKING; SEEKING BUILD OR TTIF GRANT FUNDS .		\$10,000,000	\$0	\$0	\$0	\$0	\$10,000,000
UTA MAG PROJECT	Federal Aid	\$0	\$0	\$0	\$0	\$0	\$0
	Match	\$0	\$0	\$0	\$0	\$0	\$0

SECTION VIII

SALT LAKE/ WEST VALLEY AND THE OGDEN/ LAYTON URBAN AREA

Public Transit Program

Federal Transit Administration (FTA)

Section 5307 – Urbanized Area Formula

Section 5309 – Capital Investment Program – New Starts

Section 5337 – Capital Investment Program – State of Good Repair

Section 5339 – Capital Investment Program – Bus & Bus Facilities

Section 5310 – Elderly Persons and Persons with Disabilities

Capital Investment Program – Discretionary Grants

Capital Investment Program – Local Funds

SALT LAKE/WEST VALLEY – OGDEN/ LAYTON TRANSPORTATION IMPROVEMENT PROGRAM

PUBLIC TRANSIT PROGRAM

Grantee	Project Description	Estimated Total Project Cost	Local Share of Project	ESTIMATED 5307 Funds Obligated in FY 2019	Estimated Federal Share and Phasing					
					(Fiscal Year)					
					2020	2021	2022	2023	2024	2025
SALT LAKE/WEST VALLEY URBANIZED AREA FORMULA - SECTION 5307										
UTA	Preventive Maintenance of Buses, Rail Vehicles and Facilities	205,532,320	41,106,464	22,205,206	22,676,931	22,903,701	23,132,738	24,259,028	24,501,618	24,746,634
UTA	ADA Operating Assistance for Paratransit Service	51,383,080	10,276,616	5,551,301	5,669,233	5,725,925	5,783,184	6,064,757	6,125,405	6,186,659
SUBTOTAL: SALT LAKE/WEST VALLEY URBANIZED AREA FORMULA - SECTION 5307		256,915,400	51,383,080	27,756,507	28,346,164	28,629,626	28,915,922	30,323,785	30,627,023	30,933,293
OGDEN/ LAYTON URBANIZED AREA FORMULA - SECTION 5307										
UTA	Preventive Maintenance of Buses, Rail Vehicles and Facilities	93,793,060	18,758,612	10,133,171	10,348,439	10,451,924	10,556,443	11,070,417	11,181,121	11,292,932
UTA	ADA Operating Assistance for Paratransit Services	23,448,265	4,689,653	2,533,293	2,587,110	2,612,981	2,639,111	2,767,604	2,795,280	2,823,233
SUBTOTAL: OGDEN/ LAYTON URBANIZED AREA FORMULA - SECTION 5307		117,241,325	23,448,265	12,666,464	12,935,549	13,064,905	13,195,554	13,838,021	13,976,401	14,116,165

Grantee	Project Description	Estimated Total Project Cost	Local Share of Project	ESTIMATED 5307 Related LOCAL Funds Obligated in FY 2019	Estimated Planned LOCAL Amount and Phasing					
					(Fiscal Year)					
					2020	2021	2022	2023	2024	2025
SALT LAKE/WEST VALLEY URBANIZED AREA FORMULA - SECTION 5307 RELATED LOCALLY FUNDED TRANSIT ENHANCEMENTS										
UTA	LOCALLY FUNDED Security Equipment	2,569,154	513,831	277,565	283,462	286,296	289,159	303,238	306,270	309,333
UTA	LOCALLY FUNDED Transit Enhancements (Street Furniture, Stop / Station Amenities, Signage, Bike Racks, Transit Access Improvements)	2,569,154	2,569,154	277,565	283,462	286,296	289,159	303,238	306,270	309,333
OGDEN/LAYTON URBANIZED AREA FORMULA - SECTION 5307 RELATED LOCALLY FUNDED TRANSIT ENHANCEMENTS										
UTA	LOCALLY FUNDED Security Equipment	1,172,413	234,483	126,665	129,355	130,649	131,956	138,380	139,764	141,162
UTA	LOCALLY FUNDED Transit Enhancements (Street Furniture, Stop / Station Amenities, Signage, Bike Racks, Transit Access Improvements)	1,172,414	1,172,414	126,665	129,355	130,649	131,956	138,380	139,764	141,162

2020 – 2025 Transportation Improvement Program (TIP)

SALT LAKE/WEST VALLEY – OGDEN/ LAYTON TRANSPORTATION IMPROVEMENT PROGRAM

PUBLIC TRANSIT PROGRAM

Sponsor	Project Description	Fund Source (FTA Section)	Estimated Total Project Cost	Local Share of Project	Funds Obligated Through FY 2019	Estimated Federal Funding and Phasing (Fiscal Year)					
						2020	2021	2022	2023	2024	2025
CAPITAL INVESTMENT PROGRAM - SECTION 5309 NEW STARTS											
UTA	Ogden - WSU Bus Rapid Transit	5309	79,000,000	22,814,302	-		46,150,000				
		CMAQ		199,695	2,750,000						
		STP		344,927	3,250,000						1,500,000
				1,991,076	-						
TOTAL: SALT LAKE/WEST VALLEY and OGDEN/ LAYTON URBANIZED AREAS CAPITAL INVESTMENT PROGRAM - SECTION 5309 NEW STARTS			79,000,000	25,350,000	6,000,000	-	46,150,000	-	-	-	1,500,000

SALT LAKE/WEST VALLEY – OGDEN/ LAYTON - PROVO-OREM TRANSPORTATION IMPROVEMENT PROGRAM

PUBLIC TRANSIT PROGRAM

Sponsor	Project Description	Fund Source (FTA Section)	Estimated Total Project Cost	Local Share of Project	ESTIMATED 5337 Funds Obligated in FY 2019	Estimated Federal Share and Phasing					
						2020	2021	2022	2023	2024	2025
FORMULA FUNDS - SECTION 5337 STATE OF GOOD REPAIR											
UTA	High Intensity Fixed Guideway & High Intensity Motor Bus State of Good Repair & Preventive Maintenance	5337 State of Good Repair	171,192,841	34,238,568	17,781,947	17,781,947	19,876,550	20,075,315	20,276,068	20,478,829	20,683,617
TOTAL: SALT LAKE/WEST VALLEY and OGDEN/ LAYTON and PROVO-OREM URBANIZED AREAS FORMULA FUNDS - SECTION 5337 STATE OF GOOD REPAIR			171,192,841	34,238,568	17,781,947	17,781,947	19,876,550	20,075,315	20,276,068	20,478,829	20,683,617

*Section 5337 State of Good Repair money is only recieved for fixed guideway systems that have been in operation at least 7 years, and can be used for improvements on the whole system. As fixed guideways become at least 7 years old, the National Transit Database (NTD) will show that increase in fixed guideway miles. The Federal allocation formula will use those new numbers to increase allocations as UTA's rail systems meet this requirement. There is a two year lag for eligible systems to receive funds; one year for it to be reported to NTD Data and one year for it to be used as part of the federal formula.

SALT LAKE/WEST VALLEY – OGDEN/ LAYTON – PROVO/OREM TRANSPORTATION IMPROVEMENT PROGRAM												
PUBLIC TRANSIT PROGRAM												
Sponsor	Year Added to TIP	Project Description	Fund Source (FTA Section)	Estimated Total Project Cost	Local Share of Project	5339 Funds Obligated in/prior FY 2019	Estimated Phasing					
							2020	2021	2022	2023	2024	2025
FORMULA FUNDING - SECTION 5339 BUS & BUS FACILITIES												
UTA		Bus Purchases, overhauls, and bus related stop and operator relief facilities improvements.	5339 Bus & Bus Facilities Formula	25,696,319	5,139,264			3,696,588	3,696,588	4,344,371	4,387,815	4,431,693
UTA		Depot District Technology Center	5339 Bus & Bus Facilities Formula	17,981,634	3,596,327	10,688,719	3,696,588					
TOTAL: SALT LAKE/WEST VALLEY and OGDEN/ LAYTON URBANIZED AREAS FORMULA FUNDING - SECTION 5339 BUS & BUS FACILITIES FORMULA FUNDS				17,981,634	3,596,327	10,688,719	3,042,579	3,121,022	3,152,233	3,183,755	3,247,430	3,312,379

2020 – 2025 Transportation Improvement Program (TIP)

SALT LAKE/WEST VALLEY TRANSPORTATION IMPROVEMENT PROGRAM

PUBLIC TRANSIT PROGRAM

Sponsor		Project Description	Fund Source (FTA Section)	Estimated Total Project Cost	Local Share of Project	5310 Funds Obligated in FY 2019	Estimated Federal Share and Phasing					
							2020	2021	2022	2023	2024	2025
ENHANCED MOBILITY OF SENIORS AND INDIVIDUALS WITH DISABILITIES - SECTION 5310												
Salt Lake City / West Valley City ADMINISTRATION			5310	592,112	-	-	127,814	66,463	67,792	69,148	70,531	71,942
Salt Lake City / West Valley City TRADITIONAL 5310 CAPITAL (Vehicles, Mobility Management, ITS)			5310	3,552,673	710,535	-	766,881	398,778	406,754	414,889	423,187	431,650
Salt Lake City / West Valley City OTHER 5310 CAPITAL (Infrastructure etc.)			5310	296,056	59,211	-	63,907	33,232	33,896	34,574	35,266	35,971
Salt Lake City / West Valley City 5310 OPERATIONS			5310	2,368,449	1,184,224	-	319,534	166,158	169,481	172,870	176,328	179,854
WFRC TOTAL: SALT LAKE/WEST VALLEY URBANIZED AREAS - SECTION 5310 ENHANCED MOBILITY OF SENIORS AND INDIVIDUALS WITH DISABILITIES				6,809,289	1,953,970	-	1,278,135	664,630	677,923	691,481	705,311	719,417

OGDEN/ LAYTON TRANSPORTATION IMPROVEMENT PROGRAM

PUBLIC TRANSIT PROGRAM

Sponsor		Project Description	Fund Source (FTA Section)	Estimated Total Project Cost	Local Share of Project	5310 Funds Obligated in FY 2019	Estimated Federal Share and Phasing					
							2020	2021	2022	2023	2024	2025
ENHANCED MOBILITY OF SENIORS AND INDIVIDUALS WITH DISABILITIES - SECTION 5310												
Ogden / Layton ADMINISTRATION			5310	341,983	-	-	73,821	38,387	39,154	39,938	40,736	41,551
Ogden / Layton TRADITIONAL 5310 CAPITAL (Vehicles, Mobility Management, ITS)			5310	2,051,899	410,380	-	442,924	230,320	234,926	239,625	244,418	249,306
Ogden / Layton OTHER 5310 CAPITAL (Infrastructure etc.)			5310	170,992	34,198	-	36,910	19,193	19,577	19,969	20,368	20,776
Ogden / Layton 5310 OPERATIONS			5310	854,958	427,479	-	184,552	95,967	97,886	99,844	101,841	103,878
WFRC TOTAL: OGDEN/ LAYTON URBANIZED AREAS - SECTION 5310 ENHANCED MOBILITY OF SENIORS AND INDIVIDUALS WITH DISABILITIES				3,419,831	872,057	-	738,206	383,867	391,544	399,375	407,363	415,510

DRAFT - 2020 – 2025 Transportation Improvement Program (TIP)

SALT LAKE/WEST VALLEY – OGDEN/ LAYTON TRANSPORTATION IMPROVEMENT PROGRAM												
PUBLIC TRANSIT PROGRAM												
Sponsor	Year Added to TIP	Project Description	Fund Source (FTA Sec)	Estimated Total Project Cost	Local Share of Project	2019 Funds (plus Past Federal Funds on Depot District)	Estimated Federal Funding and Phasing					
							(Fiscal Year)					
							2020	2021	2022	2023	2024	2025
DISCRETIONARY GRANTS												
		Vineyard Double Tracking	BUILD or TTIF				5,000,000					
MAG	2019	TIGER First/Last Mile - PLEASE KEEP AS POSTED IN TIP/STIP LAST YEAR	Misc		11,771,432	5,966,789						
Summit						688,350						
Tooele						313,285						
WFRC						13,031,576						
UTA	2011	Depot District Technology Center: Design and Construction (Including CNG Fueling Facility). See also 5339 Formula funds programed in that section.	5309 SGR	75,277,986	54,279,986	4,448,000						
			5339 Bus/Bus Facil.			12,600,000						
			STP			3,000,000						
			CMAQ			950,000						
TOTAL: SALT LAKE/WEST VALLEY and OGDEN/ LAYTON URBANIZED AREAS CAPITAL INVESTMENT PROGRAM - DISCRETIONARY GRANTS				75,277,986	66,051,418	40,998,000	-	-	-	-	-	-

2020 – 2025 Transportation Improvement Program (TIP)

SALT LAKE/WEST VALLEY – OGDEN/ LAYTON - TRANSPORTATION IMPROVEMENT PROGRAM												
PUBLIC TRANSIT PROGRAM												
Sponsor	Year Added to TIP	Project Description	Fund Source (FTA Section)	Estimated Total Project Cost	Local Share of Project	Funds Obligated in FY 2019	LOCAL Estimated Phasing					
							2020	2021	2022	2023	2024	2025
CAPITAL - LOCAL FUNDS												
UTA		UTA budget for bus, paratransit and van replacements.	Local Funds	197,190,344	197,190,344		32,487,294	29,053,579	16,023,912	38,673,126	48,087,376	32,865,057
UTA		28 New Buses for SL County Service	Local Funds	14,000,000	14,000,000		14,000,000					
UTA		Bus Engine/Transmission/Component Rehab/Replacement	Local Funds	6,000,000	6,000,000		1,800,000	1,800,000	600,000	600,000	600,000	600,000
UTA		Light Rail and Commuter Rail Vehicle Rehab	Local Funds	92,611,463	92,611,463		12,892,498	14,630,121	16,495,600	16,730,800	16,427,200	15,435,244
UTA		Airport TRAX Realignment	Local Funds	18,550,000	18,550,000		13,000,000	5,550,000				
TOTAL: SALT LAKE/WEST VALLEY and OGDEN/ LAYTON and PROVO/OREM LOCAL BUS REPLACEMENT PLAN				328,351,807	328,351,807	-	74,179,792	51,033,700	33,119,512	56,003,926	65,114,576	48,900,301

SALT LAKE/WEST VALLEY – OGDEN/ LAYTON TRANSPORTATION IMPROVEMENT PROGRAM

- ILLUSTRATIVE PROJECTS - PUBLIC TRANSIT PROGRAM

Sponsor	Project Description	Estimated Total Project Cost	Estimated Funding Needed Per Year; Could Be Federal or Local					
			(Fiscal Year)					
			2020	2021	2022	2023	2024	2025
UTA	South Davis BRT					1,000,000	1,000,000	
Taylorsville/ UTA	Mid-Valley Connector							
UTA	Future of FrontRunner							
UTA	ROW for future South Salt Lake County bus garage				15,000,000			
UTA	ROW for future LRT facility near airport						2,365,000	
UTA	ROW for future CRT facility in Ogden						4,700,000	
UTA	ROW for future Warm Springs expansion			1,930,000	7,295,000			
UTA	Riverside Expansion - planning effort			200,000				
UTA	Remodel OK Manufacturing building			1,215,500				
TOTAL: SALT LAKE/WEST VALLEY and OGDEN/ LAYTON Illustrative Projects = Public Transit Program				3,345,500	22,295,000	1,000,000	8,065,000	-

