

**TRANSPORTATION IMPROVEMENT PROGRAM (TIP)
2019-2024 PROJECTS**

For the

WASATCH FRONT REGIONAL COUNCIL (WFRC) AREA

Including a separate listing of the following programs

Urban Surface Transportation Program (STP),
Congestion Mitigation/ Air Quality Program (CMAQ),
Transportation Alternatives Program (TAP)

Other Federal Highway Administration Funds	Federal Transit Administration Funds	State Funds
National Highway Performance Interstate Maintenance (IM) National Highway System (NHS) Bridge On State System Bridge Replacement Off System – Local Off System – Optional Minimum Guarantee Highway Safety Improvement Safety Any Area Rail/ Highway Crossing – Hazard Elimination Recreational Trails Program Safe Routes to School STP - Any Area Statewide TIGER Discretionary Funds Other Federal Funds	<u>Sec. 5303</u> – MPO & Statewide Planning <u>Sec. 5307</u> – Urbanized Area Formula <u>Sec. 5309</u> – Capital Investment Program – New Starts <u>Sec. 5309</u> – Capital Investment Program – Bus <u>Sec. 5309</u> – Capital Investment –Fixed Guide-way Modernization <u>Sect. 5310</u> – Elderly Persons and Persons with Disabilities <u>Sec. 5337</u> – State of Good Repair <u>Sec. 5339</u> – Buses and Bus Facilities Capital Investment Programs	State Construction Centennial Highway Funds Critical Highway Need Funds Highway Construction - Program State General Funds State Traffic Corridor - Preservation Transportation Investment - Fund (TIF)

Section includes;

- Glossary of Federal Funding Types
- Financial Tables
- Performance Measures
- Projects included in the 2019-2024 Transportation Improvement Program (TIP)
 - Urban Surface Transportation Program (STP) Projects
 - Congestion Mitigation/ Air Quality Program (CMAQ) Projects
 - Transportation Alternatives Program (TAP) Projects
 - Other Federal-Aid Funded and State Funded Projects
 - Transit Funded Projects



UDOT electronic Program Management

STIP Planning Fund Table



epm381_plan_fund (Rev 448)

Report run on: September 4, 2018 9:32 AM

Plan Fund	Description	Category	Fed Aid	Reg	Fed/St
5309 FIX_GDW	SEC 509 FIXED GUIDEWAY GRANT	LOCAL	100.00	Y	F
BRD_F	BRIDGE RESEARCH & DEPLOY PRG	MISC	50.00	Y	F
BR_OFF	BRIDGE REHAB/REPLACEMENT (OFF SYSTEM)	BRIDGE	80.00	Y	F
BR_ON/OFF	BRIDGE REHAB/REPLACEMENT (ON/OFF)	BRIDGE	80.00	Y	F
BYWAYS	SCENIC BYWAYS	FLH	80.00	Y	F
CMAQ_BOX_ELD	CONGESTION MITIGATION / AIR (BOX ELDER)	CMAQ	93.23	Y	F
CMAQ_CACHE	CONGESTION MITIGATION/AIR QUALITY (CACHE	CMAQ	93.23	Y	F
CMAQ_CACHE1	CMAQ CACHE @ 100%	CMAQ	100.00	Y	F
CMAQ_MAG	CONGESTION MITIGATION/AIR QUALITY (MAG)	CMAQ	93.23	Y	F
CMAQ_MAG_100	CMAQ MAG @ 100 %	CMAQ	100.00	Y	F
CMAQ_PM2.5	CMAQ REDUCE PM 2.5 EMISSIONS	CMAQ	93.23	Y	F
CMAQ_TOOELE	CONGESTION MITIGATION/AIR QUALITY (TOOELE	CMAQ	93.23	Y	F
CMAQ_TOOELE1	CMAQ TOOELE @ 100 %	CMAQ	100.00	Y	F
CMAQ_WFRC	CONGESTION MITIGATION/AIR QUALITY (WFRC)	CMAQ	93.23	Y	F
CMAQ_WFRC_1	CMAQ WFRC @ 100 % PRO-RATA	CMAQ	100.00	Y	F
EM_2005_IMD	EARMARK - IM DISCRETIONARY (2005)	EARMARK	94.18	Y	F
EM_2005_PLH	EARMARK - PUBLIC LANDS HWYS (2005)	EARMARK	100.00	Y	F
EM_2006_112	EARMARK - SECTION 112 (2006)	EARMARK	100.00	Y	F
EM_2006_PLH	EARMARK - PUBLIC LANDS HWYS (2006)	EARMARK	100.00	Y	F
EM_2008_129	EARMARK - SECTION 129	EARMARK	100.00	Y	F
EM_2009_PLHD	EARMARK - PUBLIC LANDS HIGHWAY (2009)	EARMARK	100.00	Y	F
EM_2009_TCSP	EARMARK - TCSP (2009)	EARMARK	80.00	Y	F
EM_2010_FBD	EARMARK - FERRY BOAT DISCRETIONARY	EARMARK	80.00	Y	F
EM_2010_IMD	EARMARK - IM DISCRETIONARY (2010)	EARMARK	90.00	Y	F
EM_2011_PLHD	EARMARK - PUBLIC LANDS HWY DISCRETIONARY	EARMARK	100.00	Y	F
EM_2011_TFPF	EARMARK - TRUCK PARKING FAC PROG (2011)	EARMARK	100.00	Y	F
EM_2012_HFL	EARMARK - HWY FOR LIFE (2012)	EARMARK	80.00	Y	F
EM_2012_IBRD	EARMARK - INNOVATIVE BRIDGE RESEARCH	EARMARK	100.00	Y	F
EM_2012_PLHD	EARMARK - PUBLIC LANDS HWY DISC. (2012)	EARMARK	100.00	Y	F
EM_2012_TCSP	EARMARK - TCSP PROGRAM (2012)	EARMARK	80.00	Y	F
EM_2014_FBD	FERRY BOAT DISC FUNDS - 2014	EARMARK	80.00	Y	F
EM_2015_FBD	FERRY BOAT DISCR FUND 2015	EARMARK	80.00	Y	F
EM_2016_FBD	FERRY BOAT DISC FUNDS - 2016	EARMARK	80.00	Y	F
EM_2017_FBD	FERRY BOAT DISCR FUNDS - 2017	EARMARK	80.00	Y	F
EM_2018_FBD	FERRY BOAT DISR FUNDS - 2018	EARMARK	80.00	Y	F
EM_HPP_1702	EARMARK - HIGH PRIOR PROJ - SECTION 1702	EARMARK	80.00	Y	F
EM_HPP_2010	EARMARK - 2010 SURFACE TRANS PRIORTIES	EARMARK	100.00	Y	F
EM_HPP_T21	EARMARK - HIGH PRIOR PROJ - TEA 21	EARMARK	80.00	Y	F
EM_RNZ9	STP 5590 REPURPOSED EARMARK	EARMARK	80.00	Y	F
EM_RPF0@80	EM_RPF0@80 REPURPOSED EARMARK 80/20	EARMARK	80.00	Y	F
EM_RPF1@93.2	REPURPOSED EARMARK @93.23	EARMARK	93.23	Y	F
EM_RPF9@80	REPURPOSED EARMARK @ 80	EARMARK	80.00	Y	F
EM_RPF9@93.2	REPURPOSED EARMARK @ 93.23	EARMARK	93.23	Y	F
EM_RPS0@93.2	REPURPOSED EARMARK SPECIAL	EARMARK	93.23	Y	F
EM_RPS9@100	REPURPOSED EARMARK @ 100%	EARMARK	100.00	Y	F



UDOT electronic Program Management

STIP Planning Fund Table



epm381_plan_fund (Rev 448)

Report run on: September 4, 2018 9:32 AM

Plan Fund	Description	Category	Fed Aid	Reg	Fed/St
EM_RPS9@80	REPURPOSED EARMARK @ 80%	EARMARK	80.00	Y	F
EM_RPS9@93.2	REPURPOSED EARMARK @ 93.23	EARMARK	93.23	Y	F
EM_TI_1934	EARMARK - TRANS IMPROV PROJ - SEC 1934	EARMARK	93.23	Y	F
ENH_EAC_100%	STP ENHANCEMENT FUNDS @ 100%	STP	100.00	Y	F
EQ_BONUS(MG)	EQUITY BONUS / MINIMUM GUARANTY	EB / MG	93.23	Y	F
ER_2010	EMERGENCY RELIEF - 2010 EVENTS (93.23%)	ER	93.23	Y	F
ER_2016	EMERGENCY RELIEF - 2016 EVENT	ER	93.23	Y	F
ER_OTHER	EMERGENCY RELIEF - OTHER EVENTS	ER	100.00	Y	F
FA_LTAP	LOCAL TRANSPORTATION ASSISTANCE PRGM	MISC	50.00	Y	F
FA_MISC	FEDERAL AID MISCELLANEOUS	MISC	80.00	Y	F
FA_MISC_100%	MISC. FEDERAL AID WITH 100% PRO RATA	MISC	100.00	Y	F
FA_MISC_50%	FEDERAL AID WITH 50% PRO-RATA	MISC	50.00	Y	F
FA_PUB_LANDS	PUBLIC LANDS HIGHWAYS	FLH	100.00	Y	F
FA_SHRP2	SHRP2 IMPLEMENTATION ASSISTANCE	MISC	100.00	Y	F
FA_STIC_2015	STIC INCENTIVE PROGRAM	MISC	100.00	Y	F
FA_STIC_2017	FY17 STIC INCENTIVE PROGRAM	MISC	100.00	Y	F
FA_STIC_2018	STIC - INCENTIVE PROGRAM	MISC	100.00	Y	F
FLHP	FEDERAL LANDS HIGHWAY PROGRAM	FLH	100.00	Y	F
FTA 5309_FGC	FIXED GUIDEWAY CAPITAL INVESTMENTS GRANT	LOCAL	50.00	Y	F
FTASEC_3028	FED TRANSIT ADMINISTRATION SEC 3028	STATE	80.00	Y	F
FTASEC_5303	FED TRANSIT ADMINISTRATION	PL	80.00	Y	F
FTASEC_5307	FED TRANSIT ADMINISTRATION SEC. 5307	STATE	80.00	Y	F
FTASEC_5309	FED TRANSIT ADMINISTRATION SEC 5309	STATE	80.00	Y	F
FTASEC_5310	FED TRANSIT ADMINISTRATION SEC 5310	STATE	80.00	Y	F
FTASEC_5320	TRANSIT IN THE PARK FUNDING	LOCAL	80.00	Y	F
FTASEC_5337	SECTION 5337 STATE OF GOOD REPAIR FUNDS	LOCAL	80.00	Y	F
FTASEC_5339	FED TRANSIT ADMINISTRATION SEC 5339	STATE	80.00	Y	F
FTA_5303	FTA-MPO (CPG) FUNDS @ 93.23 % PRORATA	PL	93.23	Y	F
FTA_5303_100	FTA MPO FUNDS @100 %	PL	100.00	Y	F
FTA_5304_80%	FTA SEC_5304 GRANT @ 80%	LOCAL	80.00	Y	F
FTA_5307_50%	FTA SECTION 5307 GRANT 50% MATCH	LOCAL	50.00	Y	F
FTA_5310_100	FTA SECTION 5310 @ 100 %	LOCAL	100.00	Y	F
FTA_5310_50	FTA SECTION 5310 @50 % SM RURAL	LOCAL	50.00	Y	F
FTA_5310_80	FTA SECTION 5310 @ 80% SM RURAL	LOCAL	80.00	Y	F
FTA_5311_10	FTA-5311 60% @ 50%, 40% @ 20% MATCH	STATE	58.80	Y	F
FTA_5311_100	FTA SECTION 5311 GRANT AT 0% MATCH	LOCAL	100.00	Y	F
FTA_5311_50%	FTA SECTION 5311 GRANT 50 % MATCH	LOCAL	50.00	Y	F
FTA_5311_80	FTA SECTION 5311 @ 80%	LOCAL	80.00	Y	F
FTA_5312_85%	FTA SECTION 5312 LONO FUNDS	LOCAL	85.00	Y	F
FTA_5312_90%	FTA SECTIN 5312 LONO FUNDS @ 90%	LOCAL	90.00	Y	F
FTA_5316_10	FTA- 5316 JOB ACCESS & REVERSE COMMUTE	STATE	58.80	Y	F
FTA_5317	TRANSIT - NEW FREEDOM PROGRAM	STATE	50.00	Y	F
FTA_5317_10	FTA-5317 NEW FREEDOM PROGRAM	STATE	58.80	Y	F
FTA_5329_80	FTA SECTION 5329 @ 80 %	LOCAL	80.00	Y	F
FTA_5339_80	FTA SECTION 5339 @ 80 %	LOCAL	80.00	Y	F



UDOT electronic Program Management

STIP Planning Fund Table



epm381_plan_fund (Rev 448)

Report run on: September 4, 2018 9:32 AM

Plan Fund	Description	Category	Fed Aid	Reg	Fed/St
FTA_5339_85	FTA BUS & BUS FACILITY FUNDS	LOCAL	85.00	Y	F
FTA_ILL	FED TRANSIT ADMINISTRATION ILLUSTRATIVE	STATE	80.00	Y	F
HPP_1702@100	EARMARK - HPP - SEC 1702 @ 100 %	EARMARK	100.00	Y	F
HSIP	HIGHWAY SAFETY IMPROVEMENT PROGAM	SAFETY	93.23	Y	F
HSIP_100%	HIGHWAY SAFETY PROGRAM @ 100 % FA	SAFETY	100.00	Y	F
HSIP_HRRR	HIGH RISK RURAL ROADS	SAFETY	93.23	Y	F
HSIP_HRRR@1	HSIP HIGH RISK RURAL ROADS @100%	SAFETY	100.00	Y	F
HSIP_HRRR_SR	HSIP HIGH RISK RURAL ROAD - SPECIAL RULE	SAFETY	93.23	Y	F
IM	INTERSTATE MAINTENANCE	IM	94.18	Y	F
ITS_RESEARCH	ITS RESEARCH ALLOCATION OF FUNDS	MISC	50.00	Y	F
LHIP	HIGHWAY INFRASTRUCTURE	MISC	80.00	Y	F
LOCAL_GOV	LOCAL GOVERNMENT FUNDS	LOCAL	0.00	Y	L
LOCAL_INKIND	LOCAL IN KIND (SOFTMATCH)	LOCAL	0.00	Y	O
LOCAL_MATCH	LOCAL MACHING FUNDS	LOCAL	0.00	Y	L
L_BETTERMENT	LOCAL GOVT - BETTERMENT CO-OP	LOCAL	0.00	Y	O
L_CORR-WEBER	CORRIDOR PRESERVATION - WEBER CO	LOCAL	0.00	Y	O
L_CORR_DAVIS	CORRIDOR PRESERVATION - DAVIS CO	LOCAL	0.00	Y	O
L_CORR_MATCH	CORRIDOR PRESERVATION - STATE MATCH	LOCAL	0.00	Y	O
L_CORR_UTCO	CORRIDOR PRESERVATION - UTAH CO	LOCAL	0.00	Y	O
L_CORR_WASH	CORRIDOR PRESERVATION - WASHINGTON CO	LOCAL	0.00	Y	L
L_PASS_MATCH	LOCAL PASS THUR MATCH	LOCAL	0.00	Y	L
MAG_EXCHANGE	STATE/ FEDERAL FUNDS EXCHANGE W/MAG	LOCAL	0.00	Y	L
NHFP	NATIONAL HIGHWAY FREIGHT PROGRAM	NHFP	93.23	Y	F
NHPP_BR	NAT'L HIGHWAY PERFORM PROG. BRIDGE ON	NHPP	93.23	Y	F
NHPP_EXEMPT	NAT'L PERFORM PROG - EXEMPT	NHPP	93.23	Y	F
NHPP_IM	NAT'L HIGHWAY PERFORM PROGRAM - IM	NHPP	94.18	Y	F
NHPP_NHS	NAT'L HIGHWAY PERFORM PROG. NHS ROUTES	NHPP	93.23	Y	F
NHS	NATIONAL HIGHWAY SYSTEM	NH	93.23	Y	F
NRT	NATIONAL RECREATION TRAILS	REC TRAILS	50.00	Y	F
NSTI	NATIONAL SUMMER TRANSPORTATION INSTITUTE	MISC	100.00	Y	F
OTHER	PRIVATE FUNDS	MISC	0.00	Y	O
OTHER_STATE	OTHER STATE AGENCY	STATE	0.00	Y	S
PL_CMPO	PLANNING MPO (CACHE)	STP	93.23	Y	F
PL_CMPO_100	PLANNING FUND CMPO 100%	PL	100.00	Y	F
PL_DMPO	PLANNING MPO (DIXIE)	STP	93.23	Y	F
PL_MAG	PLANNING MPO (MAG)	STP	93.23	Y	F
PL_WFRC	PLANNING MPO (WFRC)	STP	93.23	Y	F
R/H_DEVIC90S	RAIL/HWY DEVICES WITH STATE MATCH	RAIL/HWY	90.00	Y	F
R/H_DEVICES1	RAIL/HWY DEVICES @ 100%	RAIL/HWY	100.00	Y	F
R/H_DEVICES90	RAIL/HIGHWAY DEVICES @90/10	RAIL/HWY	90.00	Y	F
R/H_HZ_EL90S	RAIL/HWY HAZARD ELIM W/ STATE MATCH	RAIL/HWY	90.00	Y	F
R/H_HZ_ELM1	RAIL/HWY HAZARD ELIM @100 %	RAIL/HWY	100.00	Y	F
R/H_HZ_ELM90	RAIL / HWY ELIM @90/10	RAIL/HWY	90.00	Y	F
SAFETY_406	SAFETY INITIATIVES SECTION 406 PROGRAM	SAFETY	100.00	Y	F
SEC154_HSIP	SECTION 154 PENALTIES FOR HSIP	HSIP	93.23	Y	F



UDOT electronic Program Management

STIP Planning Fund Table



epm381_plan_fund (Rev 448)

Report run on: September 4, 2018 9:32 AM

Plan Fund	Description	Category	Fed Aid	Reg	Fed/St
SEC164_HSIP	SECTION 164 PENALTIES-FOR HSIP	HSIP	93.23	Y	F
SPR_P	STATEWIDE PLANNING & RESEARCH (PLANNING)	SPR	80.00	Y	F
SPR_P_100%	SPR PLANNING FUNDS @ 100%	SPR	100.00	Y	F
SPR_P_50%	SPR PLANNING FUNDS 50%	SPR	50.00	Y	F
SPR_P_MAG	SPR PLANNING FUNDS MAG	SPR	100.00	Y	F
SPR_P_WFRC	WFRC PLANNING FUNDS	SPR	100.00	Y	F
SPR_R	STATEWIDE PLANNING & RESEARCH (RESEARCH)	SPR	80.00	Y	F
SPR_R_100%	SPR POOLED FUND 100%	SPR	100.00	Y	F
SR2S_INFR	SAFE ROUTES TO SCHOOLS - INFRASTRUCTURE	SAFETY	100.00	Y	F
SR2S_OPT	SAFE ROUTES TO SCHOOLS - EITHER	SAFETY	100.00	Y	F
SR2S_PRGM	SAFE ROUTES TO SCHOOLS - PROGRAM ADMIN	STATE	100.00	Y	F
STP_BR	STP - JHC BRIDGE FUNDS UNDER MAPP-21	STP	93.23	Y	F
STP_BRIDGE	STP - BRIDGE FUNDS FOR STATE PROJECTS	STP	93.23	Y	F
STP_BR_100%	JHC BRIDGE FUNDS @ 100 % PRO-RATA	STP	100.00	Y	F
STP_ENH_EAC	STP - ENHANCEMENT - ADVISORY COMM	STP	80.00	Y	F
STP_ENH_ST	STP - ENHANCEMENT - STATE	STP	80.00	Y	F
STP_EXCHANGE	STP FUNDS EXCHANGE WITH MPO	STP	93.23	Y	F
STP_FLX_100%	STP_ FLEXIBLE @ 100 FEDERAL FUNDING	STP	100.00	Y	F
STP_FLX_CMPO	STP - FLEXIBLE CACHE (CMPO)	STP	93.23	Y	F
STP_FLX_DMPO	STP - FLEXIBLE DIXIE (DMPO)	STP	93.23	Y	F
STP_FLX_MAG	STP - FLEXIBLE SOUTH UTAH CO (MAG)	STP	93.23	Y	F
STP_FLX_ST	STP - FLEXIBLE (ANY AREA) STATEWIDE	STP	93.23	Y	F
STP_FLX_WFRC	STP - FLEXIBLE (WFRC)	STP	93.23	Y	F
STP_HIF_O/L	HIGHWAY INFRASTRUCTURE - OGDEN/LAYTON	STP	93.23	Y	F
STP_HIF_P/O	HIGHWAY INFRASTRUCTURE - PROVO/OGDEN	STP	93.23	Y	F
STP_HIF_RURL	HIGHWAY INFRASTRUCTURE - NON URBAN	STP	93.23	Y	F
STP_HIF_SL	HIGHWAY INFRASTRUCTURE - SALT LAKE	STP	93.23	Y	F
STP_HIF_ST	HIGHWAY INFRASTRUCTURE FUNDS	STP	93.23	Y	F
STP_HIF_SU	HIGHWAY INFRASTRUCTURE - SMALL URBAN	STP	93.23	Y	F
STP_RURAL	STP-RURAL (NON URBAN)	STP	93.23	Y	F
STP_SU_CMPO	STP - SMALL URBAN (CACHE)	STP	93.23	Y	F
STP_SU_DMPO	STP - SMALL URBAN (DIXIE)	STP	93.23	Y	F
STP_SU_DMPO1	STP-SMALL URBAN DMPO @ 100	STP	100.00	Y	F
STP_SU_JHC	STP - SMALL URBAN (JHC)	STP	93.23	Y	F
STP_SU_JHC@1	STP- SMALL URBAN (JHC) @ 100 %	STP	100.00	Y	F
STP_SU_MAG	STP - SMALL URBAN SOUTH UTAH CO (MAG)	STP	93.23	Y	F
STP_TAP_ST	CONVERTED TAP FUNDS TO STP	TAP	93.23	Y	F
STP_UB_P/O_U	UDOT'S URBAN STP FROM MAG EXCHANGE	STP	93.23	Y	F
STP_URB_O/L	STP - URBAN AREA OGDEN / LAYTON (WFRC)	STP	93.23	Y	F
STP_URB_P/O	STP - URBAN AREA PROVO/OREM (MAG)	STP	93.23	Y	F
STP_URB_SL	STP - URBAN AREA SALT LAKE (WFRC)	STP	93.23	Y	F
STP_URB_SL@1	STP SALT LAKE URBAN FUNDS @ 100 %	STP	100.00	Y	F
STP_UR_O/L@1	STP - O/L URBAN AREA @ 100%	STP	100.00	Y	F
STP_UR_P/O@1	STP-URBAN STEA 03 FUNDS	STP	100.00	Y	F
ST_ADA_RAMPS	STATE CONST-ADA RAMP PLACEMENTS	STATE	0.00	Y	S



UDOT electronic Program Management

STIP Planning Fund Table



epm381_plan_fund (Rev 448)

Report run on: September 4, 2018 9:32 AM

Plan Fund	Description	Category	Fed Aid	Reg	Fed/St
ST_APPROP	STATE APPROPRIATED BUDGET	STATE	0.00	Y	S
ST_ATMS	STATE CONST - ATMS STATEWIDE	STATE	0.00	Y	S
ST_ATMS_AM	ATMS ASSET MANGEMENT (LIFE CYCLE REPLACE	STATE	0.00	Y	S
ST_BARRIER	STATE CONST - BARRIER TREATMENTS	STATE	0.00	Y	S
ST_BONDS_MVC	MTN VIEW CORRIDOR - LEG APPROVED BONDING	STATE	0.00	Y	S
ST_BRIDGE	STATE CONST - BRIDGE PROGRAM	STATE	0.00	Y	S
ST_CHF	CENTENNIAL HIGHWAY FUND	STATE	0.00	Y	S
ST_CHF_TIF	CENTENNIAL HWY FUND - DEPOSITS TO TIF	STATE	0.00	Y	S
ST_CLS_ADJ	CLOSE ADJUSTMENTS	STATE	0.00	N	S
ST_CODE_ONE	STATE CODE ONE FUNDS	STATE	0.00	Y	S
ST_CONCEPT_D	REGION CONCEPT DEVELOPMENT	STATE	0.00	Y	S
ST_CONCPT_D1	REGION ONE CONCEPT FUNDS	STATE	0.00	Y	S
ST_CONCPT_D2	REGION TWO CONCEPT FUNDS	STATE	0.00	Y	S
ST_CONCPT_D3	REGION THREE CONCEPT FUNDS	STATE	0.00	Y	S
ST_CONCPT_D4	REGION FOUR CONCEPT FUNDS	STATE	0.00	Y	S
ST_CONST	STATE CONSTRUCTION	STATE	0.00	Y	S
ST_CONT_PG	STATE CONST - PROGRAMMING CONTINGENCY	STATE	0.00	Y	S
ST_CONT_R1	STATE CONST - REGION 1 CONTINGENCY	STATE	0.00	Y	S
ST_CONT_R2	STATE CONST - REGION 2 CONTINGENCY	STATE	0.00	Y	S
ST_CONT_R3	STATE CONST - REGION 3 CONTINGENCY	STATE	0.00	Y	S
ST_CONT_R4	STATE CONST - REGION 4 CONTINGENCY	STATE	0.00	Y	S
ST_CORR_CEVF	STATE CONST - CORRIDOR STUDIES & CEVP	STATE	0.00	Y	S
ST_CORR_PRES	OTHER CORRIDOR PRESERVATION FUNDS	STATE	0.00	Y	S
ST_EXCHANGE	STATE CONST - FUNDS EXCHANGE PROGRAM	STATE	0.00	Y	S
ST_EXCH_MAG	STATE FUND EXCHANGE WITH MAG	STATE	0.00	Y	S
ST_EXPRESS	EXPRESS LANES REVENUE - CAPITAL PRGM	STATE	0.00	Y	S
ST_GF_BRIDGE	GENERAL FUND - BRIDGE PROGRAM	STATE	0.00	Y	S
ST_GF_CHN	GENERAL FUND - CRITICAL HIGHWAY NEEDS	STATE	0.00	Y	S
ST_GF_HB173	STATE CONSTRUCTION PER HB 173	STATE	0.00	Y	S
ST_GF_HB185	GENERAL FUND - HB 185 (2010)	STATE	0.00	Y	S
ST_GF_HB242	GENERAL FUND - HB 242 (2009)	STATE	0.00	Y	S
ST_GF_HB3	GENERAL FUND - HB 3 (2012) ITEM 49	STATE	0.00	Y	S
ST_GF_HCP	GENERAL FUND - HWY CONSTRUCTION PRGM	STATE	0.00	Y	S
ST_GF_OTHER	GENERAL FUND - OTHER	STATE	0.00	Y	S
ST_GF_STUDY	STATEWIDE E/W CORRIDOR PLANNING STUDY	STATE	0.00	Y	S
ST_GF_TIF	GENERAL FUND - TRANSP INVESTMENT FUND	STATE	0.00	Y	S
ST_HB377/TF	TRANSPORTATION FUNDING FROM HB377	STATE	0.00	Y	S
ST_HWY_TRNSF	STATE CONST - JURISDICTIONAL TRANSFER	STATE	0.00	Y	S
ST_ICTD	IMPACTED COMMUNITIES TRANS DEVELOP FUND	STATE	0.00	Y	S
ST_INELIGIBL	STATE INELIGIBLE FUNDS USED TO CLOSE OUT	STATE	0.00	Y	S
ST_INS-RECOV	FUNDS RECOVERED FOR DAMAGE REPAIR	STATE	0.00	Y	S
ST_KW_KW_C	KNOW WHERE KNOW WHY CAMPAIGN	STATE	0.00	Y	S
ST_LIGHTING	STATE CONST - LIGHTING	STATE	0.00	Y	S
ST_MATCH	STATE MATCHING FUNDS - F.A. PROGRAM	STATE	0.00	Y	S
ST_MOTOR_CAR	STATE MOTOR CARRIER FUNDS	STATE	0.00	Y	S



UDOT electronic Program Management

STIP Planning Fund Table



epm381_plan_fund (Rev 448)

Report run on: September 4, 2018 9:32 AM

Plan Fund	Description	Category	Fed Aid	Reg	Fed/St
ST_PK_ACCESS	STATE PARK ACCESS ROADS (JHC)	STATE	0.00	Y	S
ST_PR	STATE - PUBLIC RELATIONS	STATE	0.00	Y	S
ST_PVMT	STATE CONST - PAVEMENT PRESERVATION	STATE	0.00	Y	S
ST_PVMT_LV2	STATE PAVEMENT LEVEL TWO FUNDS	STATE	0.00	Y	S
ST_PVMT_TAP	STATE TAP FUNDS FROM PVMT PROG.	STATE	0.00	Y	F
ST_QTR_QTR	QUARTER OF QUARTER	STATE	0.00	Y	S
ST_RET_ROW	STATE FUNDS RETAINED FROM RIGHT OF WAY	STATE	0.00	Y	S
ST_SAFETY_ED	STATE FUNDS FOR SAFETY EDUCATION	STATE	0.00	Y	S
ST_SAFE_SIDE	SAFE SIDEWALK PROGRAM FUNDS	STATE	0.00	Y	S
ST_SB215	SALT LAKE COUNTY BOND PROJECTS	STATE	0.00	Y	S
ST_SIB_LG	SIB FUNDS FOR LOCAL GOVERNMENT	STATE	0.00	Y	S
ST_SIGNALS	STATE CONSTRUCTION - SIGNAL PROGRAM	STATE	0.00	Y	S
ST_SIGNING	STATE CONST - SIGNING	STATE	0.00	Y	S
ST_SIGNL_M&O	SIGNALS MAINTENANCE & OPERATIONS	STATE	0.00	Y	S
ST_SPOT_MNT	STATE CONST - MAINT SPOT IMPROVEMENTS	STATE	0.00	Y	S
ST_SPOT_SFTY	STATE CONST - SAFETY SPOT IMPROVEMENTS	STATE	0.00	Y	S
ST_SRPLS_DOC	STATE SURPLUS PROPERTY DOCUMENTATION	STATE	0.00	Y	S
ST_STLMNT	STATE SETTLEMENT FUNDS	STATE	0.00	Y	S
ST_T&S_FUND	STATE TRAFFIC & SAFETY FUNDS	STATE	0.00	Y	S
ST_TF_HB2	TRANSPORTATION FUND - HB2 (2018)	STATE	0.00	Y	S
ST_TIF	STATE TIF FUNDS	STATE	0.00	Y	S
ST_TIFEX_MAG	STATE TIF EXCHANGE WITH MAG	STATE	0.00	Y	S
ST_TIF_EXCH	TIF FUNDS EXCHANGED FOR FEDERAL FUNDS	STATE	0.00	Y	S
ST_TIF_HB377	GENERAL FUND - HB 377 (2013)	STATE	0.00	Y	S
ST_TIF_PRES	TIF FUNDS DEDICATED TO PRESERVATION	STATE	0.00	Y	S
ST_TIF_SB229	TIF FUNDS - SB229 (2012)	STATE	0.00	Y	S
ST_TOLL_CR	STATE TOLL CREDIT	STATE	0.00	Y	S
ST_TRANS_SOL	STATE TRANSPORTATION SOLUTIONS	STATE	0.00	Y	S
TAP_FLEX	TRANSPORTATION ALTERNATIVE PROGRAM	TAP	93.23	Y	F
TAP_FLEX1	TAP 100% PRO RATA	TAP	100.00	Y	F
TAP_NU_JHC	TRANS ALT PROGRAM - NON URBAN JHC	TAP	93.23	Y	F
TAP_SU_CMPO	TRANS ALT PROGRAM - CMPO	TAP	93.23	Y	F
TAP_SU_DMPO	TRANS ALT PROGRAM - DMPO	TAP	93.23	Y	F
TAP_SU_JHC	TRANS ALT PROGRAM - JHC	TAP	93.23	Y	F
TAP_SU_JHC1	TAP SM URBAN JHC @ 100%	TAP	100.00	Y	F
TAP_SU_MAG	TRANS ALT PROGRAM SO. UTAH CO.	TAP	93.23	Y	F
TAP_URB_MAG	TRANS ALT PROGRAM - MAG	TAP	93.23	Y	F
TAP_URB_MAG1	TAP MAG AT 100% PRO RATA	TAP	100.00	Y	F
TAP_URB_O/L	TRANS ALT. PROGRAM- OG/LAYTON	TAP	93.23	Y	F
TAP_URB_WFRC	TRANSPORTATION ALT PROGRAM - WFRC	TAP	93.23	Y	F
TAP_UR_WFRC1	TAP WFRC AT 100% PRO RATA	TAP	100.00	Y	F
TIGER	TRANS INVESTMENT GEN ECON RECOVERY	BRIDGE	100.00	Y	F
TIGER_MAG	TIGER FIRST MILE/LAST MILE FOR MAG AREA	MISC	100.00	Y	F
TIGER_SUMMIT	TIGER FIRST MILE/LAST MILE SUMMIT CO	MISC	100.00	Y	F
TIGER_TOOELE	TIGER FIRST MILE/LAST MILE TOOELE CO	MISC	100.00	Y	F



UDOT electronic Program Management

STIP Planning Fund Table



epm381_plan_fund (Rev 448)

Report run on: September 4, 2018 9:32 AM

Plan Fund	Description	Category	Fed Aid	Reg	Fed/St
TIGER_VI	NATL INFRA INVEST TIGER VI	MISC	80.00	Y	F
TIGER_WFRC	TIGER FIRST MILE/LAST MILE FOR WFRC AREA	MISC	100.00	Y	F
TIGGER	TRANSIT -GAS/ ENERGY REDUCTION GRANT	STP	100.00	Y	F
UTA_FUNDS	UTA FUNDS	LOCAL	0.00	Y	O
UTCO_BOND	UTAH COUNTY TRANSPORTATION BOND	LOCAL	0.00	Y	O

Federal Programs Administered by WFRC (STP, CMAQ, and TAP)

Funds for the WFRC Area FY2019-2024

Table 4.1 SALT LAKE/ WEST VALLEY AREA Surface Transportation Program						
	2019	2020	2021	2022	2023	2024
Apportioned STP Funds	\$ 19,240,000	\$ 20,020,000	\$ 20,020,000	\$ 20,020,000	\$ 20,020,000	\$ 20,020,000
Available STP Funds	\$ 30,170,100	\$ 28,391,200	\$ 30,206,100	\$ 26,354,400	\$ 32,156,800	\$ 30,882,000
Scheduled STP Funds	\$ 21,798,900	\$ 18,205,200	\$ 23,871,700	\$ 14,217,600	\$ 21,294,800	\$ 31,509,400
Balance of Funds	\$ 8,371,200	\$ 10,186,100	\$ 6,334,400	\$ 12,136,800	\$ 10,862,000	(\$627,400)
Local Match Funds	\$ 1,583,000	\$ 1,322,000	\$ 1,733,500	\$ 1,032,400	\$ 1,546,300	\$ 2,288,100
Total Program Funds	\$ 23,381,900	\$ 19,527,100	\$ 25,605,100	\$ 15,250,000	\$ 22,841,200	\$ 33,797,500
Table 4.2 OGDEN/ LAYTON AREA Surface Transportation Program						
	2019	2020	2021	2022	2023	2024
Apportioned STP Funds	\$ 10,360,000	\$ 10,780,000	\$ 10,780,000	\$ 10,780,000	\$ 10,780,000	\$ 10,780,000
Available STP Funds	\$ 13,151,300	\$ 14,267,500	\$ 13,435,000	\$ 11,745,400	\$ 11,329,000	\$ 5,988,700
Scheduled STP Funds	\$ 9,663,800	\$ 11,612,400	\$ 12,469,600	\$ 11,196,400	\$ 16,120,300	\$ 6,422,300
Balance of Funds	\$ 3,487,500	\$ 2,655,000	\$ 965,400	\$ 549,000	(\$4,791,300)	(\$433,600)
Local Match Funds	\$ 701,700	\$ 843,300	\$ 905,500	\$ 813,000	\$ 1,170,600	\$ 466,400
Total Program Funds	\$ 10,365,600	\$ 12,455,700	\$ 13,375,100	\$ 12,009,400	\$ 17,290,900	\$ 6,888,700
Table 4.3 SALT LAKE/ WEST VALLEY AREA Congestion Mitigation/Air Quality Program						
	2019	2020	2021	2022	2023	2024
Apportioned STP Funds	\$ 5,634,600	\$ 5,634,600	\$ 5,634,600	\$ 5,634,600	\$ 5,634,600	\$ 5,634,600
Available STP Funds	\$ 10,120,600	\$ 8,677,700	\$ 7,453,300	\$ 7,029,000	\$ 6,048,400	\$ 5,763,700
Scheduled STP Funds	\$ 7,077,500	\$ 6,859,000	\$ 6,059,000	\$ 6,615,200	\$ 5,919,300	\$ 4,775,600
Balance of Funds	\$ 3,043,100	\$ 1,818,700	\$ 1,394,400	\$ 413,800	\$ 129,100	\$ 988,100
Local Match Funds	\$ 513,900	\$ 498,100	\$ 440,000	\$ 480,400	\$ 429,800	\$ 346,800
Total Program Funds	\$ 7,591,500	\$ 7,357,000	\$ 6,499,000	\$ 7,095,600	\$ 6,349,100	\$ 5,122,300
Table 4.4 OGDEN/ LAYTON AREA Congestion Mitigation/Air Quality Program						
	2019	2020	2021	2022	2023	2024
Apportioned STP Funds	\$ 3,034,000	\$ 3,034,000	\$ 3,034,000	\$ 3,034,000	\$ 3,034,000	\$ 3,034,000
Available STP Funds	\$ 5,096,000	\$ 3,233,700	\$ 3,331,100	\$ 3,435,200	\$ 3,435,200	\$ 3,594,200
Scheduled STP Funds	\$ 4,896,300	\$ 2,936,500	\$ 2,930,000	\$ 2,875,000	\$ 3,004,000	\$ 3,620,800
Balance of Funds	\$ 199,600	\$ 297,100	\$ 401,200	\$ 560,200	\$ 431,100	(\$26,600)
Local Match Funds	\$ 355,600	\$ 213,200	\$ 212,800	\$ 208,800	\$ 218,100	\$ 262,900
Total Program Funds	\$ 5,251,900	\$ 3,149,800	\$ 3,142,700	\$ 3,083,800	\$ 3,222,200	\$ 3,883,700
Table 4.5 SALT LAKE/ WEST VALLEY AREA Transportation Alternative Program						
	2019	2020	2021	2022	2023	2024
Apportioned STP Funds	\$ 936,400	\$ 936,400	\$ 0	\$ 0	\$ 0	\$ 0
Available STP Funds	\$ 953,100	\$ 990,600	\$ 0	\$ 0	\$ 0	\$ 0
Scheduled STP Funds	\$ 898,900	\$ 990,600	\$ 0	\$ 0	\$ 0	\$ 0
Balance of Funds	\$ 54,200	\$ 0	\$ 0	\$ 0	\$ 0	\$ 0
Local Match Funds	\$ 65,300	\$ 71,900	\$ 0	\$ 0	\$ 0	\$ 0
Total Program Funds	\$ 964,200	\$ 1,062,500	\$ 0	\$ 0	\$ 0	\$ 0
Table 4.6 OGDEN/ LAYTON AREA Transportation Alternative Program						
	2019	2020	2021	2022	2023	2024
Apportioned STP Funds	\$ 500,700	\$ 500,700	\$ 0	\$ 0	\$ 0	\$ 0
Available STP Funds	\$ 657,500	\$ 591,500	\$ 20,500	\$ 20,500	\$ 20,500	\$ 20,500
Scheduled STP Funds	\$ 566,700	\$ 571,000	\$ 0	\$ 0	\$ 0	\$ 0
Balance of Funds	\$ 90,900	\$ 20,500	\$ 20,500	\$ 20,500	\$ 20,500	\$ 20,500
Local Match Funds	\$ 41,100	\$ 41,500	\$ 0	\$ 0	\$ 0	\$ 0
Total Program Funds	\$ 607,800	\$ 612,500	\$ 0	\$ 0	\$ 0	\$ 0

Other Federal and State Funding
Programmed within the WFRC Area
FY2019-2024

Planning Fund	Prior Obligation	TOTAL 2019	TOTAL 2020	TOTAL 2021	TOTAL 2022	Total CD
BR_OFF	\$167,397.09	\$0.00	\$0.00	\$0.00	\$0.00	\$0.00
BRD_F	\$51,204.24	\$0.00	\$0.00	\$0.00	\$0.00	\$0.00
CMAQ_BOX_ELD	\$390,000.00	\$594,156.37	\$0.00	\$0.00	\$0.00	\$695,000.00
CMAQ_PM2.5	\$1,392,335.27	\$3,661,137.73	\$0.00	\$0.00	\$0.00	\$0.00
CMAQ_TOOELE	\$411,875.61	\$882,769.99	\$0.00	\$0.00	\$0.00	\$0.00
CMAQ_WFRC	\$13,472,893.61	\$15,279,762.44	\$11,856,658.00	\$407,646.00	\$0.00	\$38,870,576.00
EM_2005_IMD	\$453,918.03	\$0.00	\$0.00	\$0.00	\$0.00	\$0.00
EM_2010_IMD	\$2,222,222.22	\$0.00	\$0.00	\$0.00	\$0.00	\$0.00
EM_HPP_1702	\$250,000.00	\$0.00	\$0.00	\$0.00	\$0.00	\$0.00
EQ_BONUS(MG)	\$2,700,000.00	\$0.00	\$0.00	\$0.00	\$0.00	\$0.00
FA_MISC	\$0.00	\$227,230.00	\$0.00	\$0.00	\$0.00	\$0.00
FTASEC_5339	\$0.00	\$28,095,133.00	\$0.00	\$0.00	\$0.00	\$8,187,547.00
HPP_1702@100	\$153,527.20	\$796,479.83	\$0.00	\$0.00	\$0.00	\$0.00
HSIP	\$300,000.00	\$1,700,000.00	\$0.00	\$0.00	\$0.00	\$0.00
L_BETTERMENT	\$44,121,902.60	\$1,046,156.78	\$0.00	\$0.00	\$0.00	\$0.00
L_CORR_DAVIS	\$12,861,886.94	\$2,753,565.40	\$0.00	\$0.00	\$0.00	\$0.00
L_CORR_MATCH	\$2,844,500.80	\$0.00	\$0.00	\$0.00	\$0.00	\$0.00
L_PASS_MATCH	\$0.00	\$2,176,706.90	\$0.00	\$0.00	\$0.00	\$0.00
LOCAL_GOV	\$284,254.00	\$6,632,351.60	\$72,227,995.89	\$0.00	\$0.00	\$62,554,966.58
LOCAL_INKIND	\$0.00	\$738,720.07	\$188,801.89	\$0.00	\$0.00	\$38,050.84
NHFP	\$0.00	\$36,323,499.00	\$0.00	\$0.00	\$0.00	\$0.00
NHPP_BR	\$16,147,633.85	\$9,225,075.83	\$12,802,000.00	\$13,700,000.00	\$15,500,000.00	\$15,500,000.00
NHPP_IM	\$18,192,861.84	\$9,700,916.08	\$3,187,500.00	\$8,125,000.00	\$8,000,000.00	\$8,000,000.00
NHPP_NHS	\$12,993,744.43	\$19,404,918.28	\$5,807,750.00	\$16,250,000.00	\$16,000,000.00	\$16,000,000.00
R/H_DEVICS90	\$700,000.00	\$0.00	\$0.00	\$0.00	\$0.00	\$0.00
R/H_HZ_ELM90	\$345,740.99	\$50,000.00	\$450,000.00	\$0.00	\$0.00	\$0.00
SEC154_HSIP	\$778,767.00	\$326,233.00	\$0.00	\$0.00	\$0.00	\$0.00
ST_ATMS	\$0.00	\$636,000.00	\$0.00	\$0.00	\$0.00	\$0.00
ST_BONDS_MVC	\$55,800,000.00	\$0.00	\$0.00	\$0.00	\$0.00	\$0.00
ST_BRIDGE	\$5,668,355.24	\$14,972,118.52	\$4,050,000.00	\$0.00	\$0.00	\$0.00
ST_CHF	\$388,624,558.02	\$4,060,652.38	\$0.00	\$0.00	\$0.00	\$0.00
ST_CHF_TIF	\$245,263,290.49	\$13,526,908.12	\$0.00	\$0.00	\$0.00	\$0.00
ST_CONST	\$3,450,243.00	\$500,000.00	\$0.00	\$0.00	\$0.00	\$0.00
ST_CONT_PG	\$137,276.17	\$48,460.83	\$0.00	\$0.00	\$0.00	\$0.00
ST_CONT_R1	\$1,225,501.82	\$4,917,923.85	\$1,500,000.00	\$1,500,000.00	\$0.00	\$0.00
ST_CONT_R2	\$1,070,225.01	\$2,881,227.31	\$1,500,000.00	\$1,500,000.00	\$0.00	\$0.00
ST_CORR_PRES	\$88,986,561.45	\$36,099,356.19	\$0.00	\$0.00	\$0.00	\$0.00
ST_GF_BRIDGE	\$700,000.00	\$0.00	\$0.00	\$0.00	\$0.00	\$0.00
ST_GF_CHN	\$175,442,108.45	\$266,146.48	\$0.00	\$0.00	\$0.00	\$0.00
ST_GF_HB3	\$410,144.00	\$89,856.00	\$0.00	\$0.00	\$0.00	\$0.00
ST_GF_TIF	\$7,500,000.00	\$0.00	\$0.00	\$0.00	\$0.00	\$0.00
ST_HB377/TF	\$6,149,030.00	\$500,000.00	\$0.00	\$0.00	\$0.00	\$0.00
ST_PVMT	\$644,877.18	\$1,688,040.97	\$0.00	\$0.00	\$0.00	\$0.00
ST_PVMT	\$13,043,545.60	\$10,224,989.01	\$1,430,000.00	\$1,000,000.00	\$0.00	\$0.00
ST_PVMT_TAP	\$0.00	\$616,311.00	\$0.00	\$0.00	\$0.00	\$0.00
ST_QTR_QTR	\$3,849,757.00	\$0.00	\$0.00	\$0.00	\$0.00	\$0.00
ST_RET_ROW	\$6,354,808.52	\$400,562.03	\$0.00	\$0.00	\$0.00	\$0.00
ST_SIGNALS	\$150,000.00	\$75,000.00	\$0.00	\$0.00	\$0.00	\$0.00
ST_TIF	\$495,574,101.97	\$512,964,444.83	\$533,546,922.82	\$385,123,000.00	\$288,485,000.00	\$765,695,903.61
ST_TRANS_SOL	\$17,151.57	\$5,242,848.43	\$2,060,000.00	\$0.00	\$0.00	\$0.00
STP_BR	\$1,546,367.10	\$6,235.81	\$0.00	\$0.00	\$0.00	\$0.00
STP_BRIDGE	\$300,000.00	\$11,075,000.00	\$0.00	\$10,300,000.00	\$0.00	\$0.00
STP_FLX_ST	\$34,382,602.67	\$29,248,380.34	\$1,550,000.00	\$0.00	\$0.00	\$2,000,000.00
STP_URB_O/L	\$6,122,194.91	\$13,118,291.14	\$10,848,418.00	\$1,608,924.00	\$0.00	\$50,781,924.00
STP_URB_SL	\$25,628,999.77	\$42,546,177.19	\$13,864,696.00	\$1,072,616.11	\$0.00	\$96,701,654.66
TAP_URB_O/L	\$0.00	\$0.00	\$686,200.00	\$0.00	\$0.00	\$0.00
TAP_URB_WFRC	\$981,430.55	\$3,870,587.40	\$1,143,700.00	\$0.00	\$0.00	\$1,623,658.00
UTA_FUNDS	\$0.00	\$0.00	\$0.00	\$0.00	\$0.00	\$2,573,900.00
Total	\$1,700,259,796.20	\$849,190,330.14	\$678,700,642.60	\$440,587,186.11	\$327,985,000.00	\$1,069,223,180.69

Transit Funding
Programmed within the WFRC Area
FY2019-2024

Planning Fund	Prior Obligation	TOTAL 2019	TOTAL 2020	TOTAL 2021	TOTAL 2022	Total CD	Local Share
FTA Section 5307 SL/ WV	\$ 26,764,386	\$ 27,033,643	\$ 27,598,312	\$ 27,598,312	\$ 27,598,312	\$ 65,320,624	\$ 50,478,397
FTA Section 5307 O/ L	\$ 12,438,142	\$ 13,090,246	\$ 13,363,670	\$ 13,363,670	\$ 13,363,670	\$ 31,629,589	\$ 24,312,247
FTA 5307_SL/ WV Related Locally Funded Transit Enhancements	\$ 398,644	\$ 546,021	\$ 551,668	\$ 551,668	\$ 551,668	\$ 1,204,576	\$ 2,736,171
FTA 5307_O/ L Related Locally Funded Transit Enhancements	\$ 424,381	\$ 264,394	\$ 267,129	\$ 267,129	\$ 267,129	\$ 583,280	\$ 1,619,313
FTA Section 5309 New Starts	\$ -	\$ 6,450,000	\$ 2,300,000	\$ 1,250,000	\$ 47,150,000	\$ 3,500,000	\$ 31,750,000
FTA Section 5337 State of Good Repair	\$ 15,311,264	\$ 17,330,506	\$ 21,431,320	\$ 23,738,730	\$ 23,965,422	\$ 48,894,256	\$ 37,667,874
FTA Section 5339 Bus and Bus Facilities	\$ 6,992,131	\$ 3,042,579	\$ 3,121,022	\$ 3,152,233	\$ 3,183,755	\$ 6,559,809	\$ 3,288,933
FTA Section 5310 Sp Needs - Elderly w/Disabilities	\$ 1,035,156	\$ 1,055,860	\$ 1,076,977	\$ 1,098,517	\$ 1,120,486	\$ 2,308,650	\$ 2,518,795
Capital Investment Program Discretionary Grants	\$ 7,048,000	\$ 13,500,000	\$ 450,000	\$ -	\$ -	\$ -	\$ 54,279,986
Capital Investment Program Local Funds		\$ 33,030,850	\$ 26,354,290	\$ 28,311,504	\$ 28,539,105	\$ 58,801,972	\$ 218,797,151
Total	\$ 70,412,104	\$ 115,394,099	\$ 102,514,388	\$ 153,331,763	\$ 231,127,067	\$ 724,824,758	\$ 697,088,748

Performance Measures for the Wasatch Front Regional Council (WFRC)
2019-2024 Transportation Improvement Program (TIP)

Performance Measure 1

Pavement or Facility Condition; Improve and Maintain Existing Pavement and Transportation Investments (Asset Management).
The following are a sample of projects anticipated to improve facility condition.

**** Note**** Wasatch Front Encourages the Jurisdiction to Schedule and Perform Regular Manintenance Proceedures

Estimated Number of Contributing Projects	39	Total Amount of Funds Programmed	\$ 128,264,294		
Project Name	PIN	Project Description	Estimated Project Cost	Funds Programmed	Funding Type Year
4700 South; 4000 West to 5600 West	11085	Reconstruct with minor widening, improvements to Drainage, Curb, Gutter and Sidewalk	\$ 16,367,300	\$ 11,875,040	STP 19-24
7200 West; 3880 South to 3910 South	13962	Canal Bridge Reconstruction	\$ 1,062,200	\$ 990,289	STP 2018
2200 West; 9400 South to 11400 South	14040	Reconstruction with minor widening including; improvements to Drainage, Curb, Gutter and Sidewalk	\$ 4,505,900	\$ 4,200,852	STP 19-22
900 East; 3900 South to 4500 South	15911	Reconstruct w/ improvements to curb, gutter, sidewalk, ADA ramps, bicycle facilities, lighting & utility relocations	\$ 4,358,700	\$ 3,783,866	STP 21-22
500 West; 3300 South to 3900 South	14034	Reconstruction with minor widening including; improvements to Drainage, Curb, Gutter and Sidewalk	\$ 7,718,985	\$ 5,000,000	STP 19-21
4100 South; Bangerter Highway to 5460 West	14831	Roadway Reconstruction with improvements to Curb, Gutter, and Sidewalk were necessary	\$ 14,070,700	\$ 11,227,683	STP 19-20
1300 East; 1300 South to 2100 South	11083	Reconstruction with minor improvements to Drainage, Curb, Gutter and Sidewalk	\$ 11,099,000	\$ 6,426,097	STP 18-19
UTA Locomotive Rebuild	16939	Rebuild locomotive prime mover engines to EPA's standard of Tier 1+	\$ 1,400,000	\$ 950,000	STP 22-24
UTA Locomotive Rebuild	15918	Rebuild locomotive prime mover engines to EPA's standard of Tier 1+	\$ 3,516,000	\$ 2,105,134	CMAQ 18-24
1300 East; Wayne's World to Nashi Lane	16923	Reconstruct and Widen to include center turn lane, curb, gutter, sidewalk, and shoulders	\$ 3,600,000	\$ 3,270,000	STP 2024

Performance Measures for the Wasatch Front Regional Council (WFRC)
2019-2024 Transportation Improvement Program (TIP)

Performance Measure 2

Mobility and System Reliability; An efficient, reliable, and well-connected transportation system for moving people and goods.
The following are a sample of projects anticipated to improve mobility and system reliability.

**** Note****

Estimated Number of Contributing Projects	310	Total Amount of Funds Programmed	\$ 742,531,425		
Project Name	PIN	Project Description	Estimated Project Cost	Funds Programmed	Funding Type Year
5300 South & College Drive Intersection Improvements	15921	Dual left-turn lanes SB & WB and dedicated right-turn WB direction.	\$ 1,842,400	\$ 1,694,362	CMAQ 2023
Park and Ride Smart Boards	13128	Construct "Live Parking Availability" Signs for Select Canyon Park-n-Ride Lots	\$ 706,900	\$ 659,043	CMAQ 19-20
Downtown SLC Crosswalks; (900 South & 200 West) and (200 South & 600 West)	14951	Make all the Crosswalks Pedestrian Activated Push-button Signals	\$ 200,000	\$ 186,460	TAP 18-19
Parrish Lane (SR-105) 400 West Intersection	15917	Add turn lanes and storage lanes to reduce delay and improve safety.	\$ 1,904,300	\$ 1,780,040	CMAQ 2023
Redwood Road; 4100 South to 4700 South	11082	Traffic Flow and Access Management and Safety Improvements	\$ 7,928,000	\$ 7,205,493	STP 2019
Redwood Road; 4700 South to 5400 South	14829	Traffic Flow and Access Management and Safety Improvements	\$ 4,699,000	\$ 4,298,835	STP 2021
Wasatch Boulevard & 7650 South	8601	Construct a Park-n-Ride Lot	\$ 1,600,000	\$ 1,486,000	CMAQ 2019
Larsen Lane; North Harrisville Road to Washington Blvd	11993	Reconstruct with minor widening, improvements to Drainage, Curb, Gutter and Sidewalk	\$ 3,814,900	\$ 3,534,000	STP 2019
500 West; 2000 South to Antelope Drive (1700 South or SR-108)	14843	New Construction, 3-lane facility with Signal on SR-108 and Curb, Gutter and Sidewalk	\$ 4,668,700	\$ 4,352,629	STP 2022
450 East/ 400 East; 2600 North to Elberta Drive	14842	Widen existing roadway from 3-lane to 5-lane including improvements to Curb, Gutter, and Sidewalks	\$ 5,370,300	\$ 4,600,000	STP 19-20

Performance Measures for the Wasatch Front Regional Council (WFRC)
2019-2024 Transportation Improvement Program (TIP)

Performance Measure 3

Safety; A safe transportation system.

The following are a sample of projects anticipated to improve safety.

**** Note****

Estimated Number of Contributing Projects		103	Total Amount of Funds Programmed		\$ 165,581,771	
Project Name	PIN	Project Description	Estimated Project Cost	Funds Programmed	Funding Type	Year
1300 East Buttercup Pedestrian Bridge	12001	Pedestrian Bridge New Construction/ Intersection Improvements	\$ 3,116,000	\$ 2,877,085	CMAQ	2018
200 West and 125 South	14851	Pedestrian Crossing Signal Installation	\$ 148,000	\$ 137,732	TAP	2019
300 North & 500 West	14932	New Construction - Pedestrian/ Bicycle Railroad Overpass	\$ 5,462,000	\$ 2,500,000	STP	2019
2700 East Sidewalk; 7550 South to 7655 South	16948	Construct Sidewalk (Safe Routes to School Project)	\$ 415,400	\$ 363,038	TAP	2020
9270 South & State Street; 150 East to State Street	13114	Intersection Improvements and Signal Installation	\$ 3,453,000	\$ 3,203,756	STP	19-20
14600 South; Railroad Bridge to Redwood Road	16943	Construct Sidewalk and Bike lanes	\$ 1,142,000	\$ 1,064,687	CMAQ	2024
2810 South at 8000 West Realignment	15912	Realign intersections to improve safety and connectivity and relocate a midblock school crossing to the new realignment.	\$ 2,000,900	\$ 1,203,189	STP	2023
US-89 & Skyline Drive Intersection	16945	Intersection Improvements with additional storage to minimize stacking and blocking cross streets	\$ 2,515,600	\$ 1,400,000	CMAQ	2024
800 North; 2000 West to 3000 West	15899	Reconstruction with minor widening including; improvements to Drainage, Curb, Gutter and Sidewalk	\$ 4,567,100	\$ 3,000,000	STP	2021
1300 South Bypass; 200 East to 500 West	14054	Provide Safe Bicycle Route - Parallel to 1300 South and Improve Pedestrian Crossings to access Ballpark TRAX	\$ 458,000	\$ 324,000	TAP	2019

Surface Transportation Program (STP)
2019-2024 Transportation Improvement Program (TIP)

Print Date: 5-Sep-18

Print Date: 5-Sep-18																		
County	Sponsor	Route	Project Number	PIN	Project Information		Year Added to TIP	Estimated Total Project Cost	Original Funds Programmed	Total Amount Obligated	Existing Year	Estimated Funding and Phasing (Fiscal Year)					Concept Development	
					Location/ Limits	Concept/ Type of Improvement					2018	2019	2020	2021	2022	2023	2024	
SALT LAKE/ WEST VALLEY URBAN AREA																		
Salt Lake	Bluffdale		F-LC35(241)	11986	Porter Rockwell Blvd (Fifth Segment); Redwood Road to 0.46 miles east	New Construction	2013	\$ 5,234,000	\$ 4,770,000	\$ 4,769,999	\$ 500,000	\$ -	\$ -	\$ -	\$ -	\$ -	\$ -	
Salt Lake	Bluffdale	Var	F-LC35 (249)	13112	Porter Rockwell Blvd (Forth Segment); East Jordan Canal and 15800 South to 0.5 miles east	New Construction	2014	\$ 6,474,700	\$ 6,036,363	\$ -	\$ 2,000,000	\$ 4,036,363	\$ -	\$ -	\$ -	\$ -	\$ -	
Salt Lake	Cottonwood Heights	2116	F-LC35(202)	8110	Fort Union Boulevard and Highland Drive Intersection	Intersection Improvements	2009	\$ 4,798,000	\$ 4,232,000	\$ 3,534,747	\$ 697,253	\$ -	\$ -	\$ -	\$ -	\$ -	\$ -	
Salt Lake	Cottonwood Heights		F-2082 (11)11	8565	Highland Drive & I-215 ; I-215 Westbound On-Ramp to La Cresta	Provide a right turn only lane for southbound Highland Dr west onto La Cresta and on-ramp for WB I-215	2010	\$ 1,828,000	\$ 1,661,000	\$ 289,013	\$ 1,371,987	\$ -	\$ -	\$ -	\$ -	\$ -	\$ -	
Salt Lake	Draper		F-R299(138)	10007	1300 East; Pioneer Road (12400 South) to 13200 South	Reconstruct & Widen	2011	\$ 4,141,000	\$ 3,679,000	\$ 3,645,149	\$ -	\$ -	\$ -	\$ -	\$ -	\$ -	\$ -	
Salt Lake	Draper		F-R299(141)	10011	13800 South; Bangerter Hwy to 300 East	Widen Intersection to Accommodate two through lanes and dual left turn lanes	2011	\$ 4,220,000	\$ 3,776,000	\$ 3,513,400	\$ 10,661	\$ -	\$ -	\$ -	\$ -	\$ -	\$ -	
Salt Lake	Herriman		NEWPROJ()	14937	Herriman Parkway; 6400 West to 6800 West	New Construction - 5-lane facility with shoulders, curb, gutter, and sidewalks	2016	\$ 5,364,600	\$ 2,000,000	\$ -	\$ -	\$ -	\$ -	\$ 1,000,000	\$ 1,000,000	\$ -	\$ -	
Salt Lake	Holladay		NEWPROJ()	14041	Highland Drive; Spring Lane to Fardown Avenue	Phase I Highland Drive Corridor Renovation	2015	\$ 2,459,100	\$ 2,243,673	\$ -	\$ 310,000	\$ 233,673	\$ 200,000	\$ 1,500,000	\$ -	\$ -	\$ -	
Salt Lake	Holladay		NEWPROJ()	14828	Highland Drive; Arbor Lane to Van Winkle Expressway	Study to Address Traffic Volumes, Expanded Transit Service, Increase Bicycle & Pedestrian use and safety	2016	\$ 183,800	\$ 171,357	\$ -	\$ -	\$ -	\$ -	\$ 171,357	\$ -	\$ -	\$ -	
Salt Lake	Murray	2102	F-LC35(201)	8108	5900 South; State Street to 700 West	Reconstruction with minor improvements to Drainage, Curb, Gutter and Sidewalk	2009	\$ 5,100,000	\$ 4,639,000	\$ 4,639,000	\$ -	\$ -	\$ -	\$ -	\$ -	\$ -	\$ -	
Salt Lake	Murray		F-LC35(242)	11987	Vine Street; 900 East to 1300 East	Reconstruct with minor widening, also Drainage, Curb, Gutter and Sidewalk	2013	\$ 5,081,000	\$ 4,000,000	\$ -	\$ 4,000,000	\$ -	\$ -	\$ -	\$ -	\$ -	\$ -	
Salt Lake	Murray		NEWPROJ()	14923	Vine Street; 1300 East to Van Winkle Expressway	Reconstruction with minor widening including; improvements to Drainage, Curb, Gutter and Sidewalk	2016	\$ 5,641,700	\$ 4,500,000	\$ -	\$ -	\$ -	\$ -	\$ -	\$ 4,500,000	\$ -	\$ -	
Salt Lake	Salt Lake City	LC35	F-LC35(184)	6621	1300 South; 500 West to 700 West	Bridge - Rehabilitation		\$ 11,041,296	\$ 10,293,800	\$ 9,959,666	\$ 334,134	\$ -	\$ -	\$ -	\$ -	\$ -	\$ -	
Salt Lake	Salt Lake City		F-2076(1)	11083	1300 East; 1300 South to 2100 South	Reconstruction with minor improvements to Drainage, Curb, Gutter and Sidewalk	2012	\$ 11,099,000	\$ 6,426,097	\$ 9,323	\$ 4,426,097	\$ 2,000,000	\$ -	\$ -	\$ -	\$ -	\$ -	
Salt Lake	Salt Lake City		NEWPROJ()	14932	300 North & 500 West	New Construction - Pedestrian/ Bicycle Railroad Overpass	2016	\$ 5,462,000	\$ 2,500,000	\$ -	\$ 500,000	\$ 2,000,000	\$ -	\$ -	\$ -	\$ -	\$ -	
Salt Lake	Salt Lake County	195	F-0195(5)	8114	2300 East (SR-195) Phase I; I-80 to 3900 South	Reconstruct & Widen including Safety Improvements	2009	\$ 11,426,077	\$ 9,825,043	\$ 9,824,997	\$ 46	\$ -	\$ -	\$ -	\$ -	\$ -	\$ -	
Salt Lake	Salt Lake County/ West Valley/ Kearns		F-2240(2)0	11085	4700 South; 4000 West to 5600 West	Reconstruct with minor widening, improvements to Drainage, Curb, Gutter and Sidewalk	2012	\$ 16,367,300	\$ 11,875,040	\$ 9,323	\$ 790,000	\$ 1,575,717	\$ 5,000,000	\$ -	\$ -	\$ -	\$ 4,500,000	
Salt Lake	Salt Lake County	Var	NEWPROJ()	14036	Salt Lake County Area Signal Detection Upgrade	Improve Signal Detection and Coordination by ITS Measures	2015	\$ 3,657,400	\$ 3,409,794	\$ -	\$ 9,794	\$ 1,000,000	\$ 1,000,000	\$ 1,400,000	\$ -	\$ -	\$ -	
Salt Lake	Sandy	LC35	STP-LC35(154)	5282	10600 South; 1200 East to 1750 East	Road - Asphalt Pavement Reconstruction/Widen	2005	\$ 9,161,000	\$ 7,753,000	\$ 5,463,279	\$ -	\$ -	\$ -	\$ -	\$ -	\$ -	\$ -	
Salt Lake	Sandy	89	F-0089 (392)0	13114	9270 South & State Street; 150 East to State Street	Intersection Improvements and Signal Installation	2014	\$ 3,453,000	\$ 3,203,756	\$ -	\$ 410,000	\$ 1,500,000	\$ 1,293,756	\$ -	\$ -	\$ -	\$ -	

Surface Transportation Program (STP)

Print Date: 5-Sep-18

County	Sponsor	Route	Project Number	PIN	Project Information	Year Added to TIP	Estimated Total Project Cost	Original Funds Programmed	Total Amount Obligated	Existing Year	Estimated Funding and Phasing (Fiscal Year)					Concept Development	
					Location/ Limits					Concept/ Type of Improvement	2018	2019	2020	2021	2022	2023	2024
Salt Lake	Sandy & Draper Cities		NEWPROJ()	14035	Highland Drive EIS	Environmental Study to determine Project Purpose and Needs	2015	\$ 4,680,000	\$ 4,300,000	\$ -	\$ -	\$ -	\$ 300,000	\$ 1,000,000	\$ 3,000,000	\$ -	\$ -
Salt Lake	South Jordan	Var	F-LC35 (252)	13116	3200 West; 10431 South to 10600 South	Reconstruct with minor widening, improvements to Drainage, Curb, Gutter and Sidewalk	2014	\$ 1,396,200	\$ 1,000,000	\$ 111,876	\$ 888,124	\$ -	\$ -	\$ -	\$ -	\$ -	\$ -
Salt Lake	South Jordan		NEWPROJ()	14040	2200 West; 9400 South to 11400 South (was 10400 South)	Reconstruction with minor widening including; improvements to Drainage, Curb, Gutter and Sidewalk	2015	\$ 4,505,900	\$ 4,200,851	\$ -	\$ 10,000	\$ 328,410	\$ 500,000	\$ 1,931,221	\$ 1,431,221	\$ -	\$ -
Salt Lake	South Jordan		NEWPROJ()	14040	2200 West; 10400 South to 11400 South (was PIN 14832)	Reconstruction with minor widening including; improvements to Drainage, Curb, Gutter and Sidewalk	2016	\$ -	\$ -	\$ -	\$ -	\$ -	\$ -	\$ -	\$ -	\$ -	\$ -
Salt Lake	South Salt Lake	2284	F-LC35(203)	8112	300 East; 3300 South to 3900 South	Reconstruct with Drainage Improvements, Curb, Gutter and Sidewalk Improvements	2009	\$ 5,326,000	\$ 8,325,000	\$ 4,094,481	\$ -	\$ -	\$ -	\$ -	\$ -	\$ -	\$ -
Salt Lake	South Salt Lake		F-R299(140)	10010	300 East (Phase II); Helm Ave to 3900 So	Reconstruct with Drainage Improvements, Curb, Gutter and Sidewalk Improvements	2011	\$ -	\$ -	\$ -	\$ -	\$ -	\$ -	\$ -	\$ -	\$ -	\$ -
Salt Lake	South Salt Lake		NEWPROJ()	14034	500 West; 3300 South to 3900 South	Reconstruction with minor widening including; improvements to Drainage, Curb, Gutter and Sidewalk	2015	\$ 7,718,985	\$ 5,000,000	\$ -	\$ 10,000	\$ 240,000	\$ 1,750,000	\$ 3,000,000	\$ -	\$ -	\$ -
Salt Lake	Taylorsville		F-0068 (73)52	11082	Redwood Road; 4100 South to 4700 South	Access Management and Safety Improvements	2012	\$ 7,928,000	\$ 7,205,493	\$ 9,323	\$ 7,196,170	\$ -	\$ -	\$ -	\$ -	\$ -	\$ -
Salt Lake	Taylorsville	68	Combined	11082	Redwood Road; 4100 South to Bruin Blvd (4445 So.)	Access Management and Safety Improvements	2014	\$ 4,837,000	\$ 4,427,493	\$ -	\$ -	\$ -	\$ -	\$ -	\$ -	\$ -	\$ -
Salt Lake	Taylorsville	SR-68	NEWPROJ()	14829	Redwood Road; 4700 South to 5400 South	Redwood Rd Mobility/ Access Management and Safety Improvements - Phase 4	2016	\$ 4,699,000	\$ 4,298,835	\$ -	\$ -	\$ -	\$ -	\$ 4,298,835	\$ -	\$ -	\$ -
Salt Lake	UDOT	I-80	NEWPROJ()	14037	I-80 EB to NB Foothill Blvd	Lane widening and reconfiguration to provide acceleration length	2015	\$ 335,200	\$ 265,892	\$ -	\$ 265,892	\$ -	\$ -	\$ -	\$ -	\$ -	\$ -
Salt Lake	UDOT/ Midvale	89	S-0089(173)316	7001	State Street (US-89); 6400 South to 8000 South	Road - Asphalt Pavement Reconstruction/Widen	2010	\$ 24,000,000	\$ 5,000,000	\$ 5,000,000	\$ -	\$ -	\$ -	\$ -	\$ -	\$ -	\$ -
Salt Lake	UDOT/ Taylorsville		F-LC35 (243)	11988	4700 South Seperated Right Turn Lane to Southbound I-215	Widen Current Roadway to include freeflow Right-turn Lane	2013	\$ 2,774,000	\$ 2,470,000	\$ 2,470,000	\$ -	\$ -	\$ -	\$ -	\$ -	\$ -	\$ -
Salt Lake	UTA		Newproject-0027()	8599	Transit Oriented Development (TOD) @ 10000 South TRAX Station	Replace 11 acres of surface parking with two parking structures	2010	\$ 13,500,000	\$ 2,000,000	\$ -	\$ 2,000,000	\$ -	\$ -	\$ -	\$ -	\$ -	\$ -
Salt Lake	UTA		LC35(239)	11984	Salt Lake Central Bus Maintenance Facility	Relocate, Replace, and Expand the Bus Maintnenance Facility	2013	\$ 56,400,000	\$ 3,000,000	\$ -	\$ -	\$ 3,000,000		\$ -	\$ -	\$ -	\$ -
Salt Lake	UTA/ U of U		F-LC35 (220)	11098	University of Utah Central Campus Electrified Shuttle Route	New Construction	2012	\$ 838,000	\$ 665,000	\$ 665,000	\$ -	\$ -	\$ -	\$ -	\$ -	\$ -	\$ -
Salt Lake	West Jordan	172	F-0172(20)	8100	5600 West (SR-172); 6300 South to 7000 South	Reconstruct & Widen	2009	\$ 7,413,000	\$ 5,750,000	\$ 5,699,195	\$ -	\$ -	\$ -	\$ -	\$ -	\$ -	\$ -
Salt Lake	West Jordan		F-R299(139)	10009	5600 West; 7800 South to 8600 South	New Construction and Widening	2011	\$ 5,378,000	\$ 4,666,000	\$ 4,682,928	\$ -	\$ -	\$ -	\$ -	\$ -	\$ -	\$ -
Salt Lake	West Jordan		F-R299(142)	10012	7000 South - SR-154 (Bangerter Hwy) to SR-68 (Redwood Road)	Feasibility Study	2011	\$ 199,000	\$ 183,000	\$ 174,136	\$ -	\$ -	\$ -	\$ -	\$ -	\$ -	\$ -
Salt Lake	West Jordan		NEWPROJ()	14830	7800 South; Mountain View Corridor to SR-111	Widen from 2-Lane to 5-Lane with Shoulders, Curb, Gutter, and Sidewalk	2016	\$ 5,202,500	\$ 2,400,000	\$ -	\$ -	\$ -	\$ -	\$ 1,200,000	\$ 1,200,000	\$ -	\$ -
Salt Lake	West Jordan/ UDOT		NEWPROJ()	14039	1300 West; 6600 South to 9400 South	Widen to include; Center Turn-lane, Right Turn-lanes at 7000 So., 7800 So., 8600 So., and a High-T Intersection at Winchester St.	2015	\$ 11,442,800	\$ 6,000,000	\$ -	\$ 10,000	\$ 240,000	\$ 1,250,000	\$ 4,500,000	\$ -	\$ -	\$ -

Surface Transportation Program (STP)

Print Date: 5-Sep-18

Print Date: 5-Sep-18																	
County	Sponsor	Route	Project Number	PIN	Project Information		Year Added to TIP	Estimated Total Project Cost	Original Funds Programmed	Total Amount Obligated	Existing Year	Estimated Funding and Phasing (Fiscal Year)				Concept Development	
					Location/ Limits	Concept/ Type of Improvement					2018	2019	2020	2021	2022	2023	2024
Salt Lake	West Valley / Salt Lake County		NEWPROJ()	13962	7200 West; 3880 South to 3910 South	Canal Bridge Reconstruction	2015	\$ 1,062,200	\$ 990,289	\$ 990,289	\$ -	\$ -	\$ -	\$ -	\$ -	\$ -	
Salt Lake	West Valley City		Newproject-004()	8557	6200 South; 6100 West to SR-111	New Construction	2010	\$ 6,655,000	\$ 5,463,000	\$ 5,329,341	\$ 133,658	\$ -	\$ -	\$ -	\$ -	\$ -	
Salt Lake	West Valley City	Var	F-LC35 (253)	14831	4100 South; Bangerter Highway to 5460 West	Roadway Reconstruction with improvements to Curb, Gutter, and Sidewalk were necessary	2016	\$ 5,558,600	\$ 11,227,683	\$ 1,025,530	\$ 468,816	\$ 811,875	\$ 5,500,000	\$ -	\$ -	\$ -	
Salt Lake		Var	F-LC35 (253)	14831	4100 South; Bangerter Highway to 5460 West	Roadway Reconstruction with improvements to Curb, Gutter, and Sidewalk were necessary	2016		\$ 3,421,462	\$ -	\$ -	\$ 3,421,462	\$ -	\$ -	\$ -	\$ -	
Salt Lake	West Valley City	Var	F-LC35 (253)		4100 South; Bangerter Highway to 4400 West (13117)	Reconstruction with minor improvements to Drainage, Curb, Gutter and Sidewalk	2014	\$ 4,346,900		\$ -	\$ -	\$ -	\$ -	\$ -	\$ -	\$ -	
Salt Lake	West Valley City		NEWPROJ()		4100 South; 4400 West to 4800 West (14033)	Reconstruction with minor improvements to Drainage, Curb, Gutter and Sidewalk	2015	\$ 4,165,200		\$ -	\$ -	\$ -	\$ -	\$ -	\$ -	\$ -	
Salt Lake	WFRC	Var	F-R299(50)	7223	Project Planning Support - Salt Lake County	Planning - Urban Transportation	2003	\$ 2,018,867	\$ 2,680,816	\$ 2,803,000	\$ 585,000	\$ 997,750	\$ 997,750	\$ 672,750	\$ 672,750	\$ 672,750	
Salt Lake	WFRC	Var	F-R299(50)	11985	Transportation and Landuse Connections (TLC) - Salt Lake County	Local Planning Assistance	2003	\$ 429,046	\$ 260,000	\$ 1,320,000	\$ 400,000	\$ 413,650	\$ 413,650	\$ 413,650	\$ 413,650	\$ 413,650	
Salt Lake	Cottonwood Heights	Var	NEWPROJ()	15907	Creek Road & Highland Drive Intersection	8072 South to 8340 South	2017	\$ 2,771,100	\$ 2,403,497	\$ -	\$ -	\$ -	\$ -	\$ -	\$ 2,403,497	\$ -	
Salt Lake	Magna	Var	NEWPROJ()	15912	2810 South at 8000 West Realignment	Realign intersections to improve safety and connectivity and relocate a midblock school crossing to the new realignment.	2017	\$ 2,000,900	\$ 1,203,189	\$ -	\$ -	\$ -	\$ -	\$ -	\$ 1,203,189	\$ -	
Salt Lake	Millcreek	Var	NEWPROJ()	15911	900 East; 3900 South to 4500 South	Reconstruct w/ improvements to curb, gutter, sidewalk, ADA ramps, bicycle facilities, lighting and utility pole relocations.	2017	\$ 4,358,700	\$ 3,783,866	\$ -	\$ -	\$ -	\$ 1,783,866	\$ 2,000,000	\$ -	\$ -	
Salt Lake	Riverton	Var	NEWPROJ()	15913	4150 West; 12600 South to 13400 South	Construct a 4-lane concrete street with center running trax corridor, bike lanes, pedestrian trails or sidewalks, and traffic signals.	2017	\$ 17,712,800	\$ 5,500,000	\$ -	\$ -	\$ -	\$ -	\$ -	\$ 5,500,000	\$ -	
Salt Lake	Salt Lake City	Var	NEWPROJ()	15908	1300 East; 2100 South to Highland Drive	Pavement Rehabilitation including curb, gutter, and pedestrain improvements	2017	\$ 3,901,300	\$ 3,548,613	\$ -	\$ -	\$ -	\$ -	\$ -	\$ 3,548,613	\$ -	
Salt Lake	Sandy	Var	NEWPROJ()	15909	Sego Lily Drive (10000 South) Intersection	Sego Lily Drive & State Street	2017	\$ 1,591,000	\$ 1,143,054	\$ -	\$ -	\$ -	\$ -	\$ -	\$ 1,143,054	\$ -	
Salt Lake	South Jordan	Var	NEWPROJ()	15910	2700 West; 10000 South to 10200 South	Reconstruction with minor widening to 3-lanes; including improvements to Curb, Gutter, Sidewalk, Parkstrips, Shoulders, and Streetlights	2017	\$ 953,200	\$ 777,788	\$ -	\$ -	\$ -	\$ -	\$ -	\$ 777,788	\$ -	
Salt Lake	South Jordan	Var	NEWPROJ()	15914	Riverfront Parkway; 11050 South 11400 South	Widen from 3 to 5 lanes including curb, gutter, sidewalk, park strip, intersection improvements, and necessary street lights.	2017	\$ 1,840,900	\$ 1,632,271	\$ -	\$ -	\$ -	\$ -	\$ -	\$ 1,632,271	\$ -	
Salt Lake	Taylorsville	Var	NEWPROJ()		I-215 Frontage Road; 4100 South to 4700 South	New Construction of Frontage Road and connectors to 2700 West	2017	\$ 8,845,569	\$ 3,000,000	\$ -	\$ -	\$ -	\$ -	\$ -	\$ 3,000,000	\$ -	
Salt Lake	UTA	Var	NEWPROJ()	14938	University of Utah Intermodal Center	New Construction - Intermodal Center on U of U Campus	2017	\$ 4,073,900	\$ 1,000,000	\$ -	\$ -	\$ -	\$ -	\$ -	\$ 1,000,000	\$ -	
Salt Lake	West Jordan	Var	NEWPROJ()	15936	8600 South; 5600 West to 6000 West	Construct a bridge over Mountain View Corridor	2017	\$ 12,000,000	\$ 1,700,000	\$ -	\$ -	\$ -	\$ 1,000,000	\$ -	\$ -	\$ 700,000	
Salt Lake	Sandy	SR-209	NEWPROJ()	16921	Monroe and 90th Street (SR-209)	Intersection Improvements - dual left turns in all directions	2018	\$ 6,145,100	\$ 4,200,000	\$ -	\$ -	\$ -	\$ -	\$ -	\$ -	\$ 4,200,000	

Surface Transportation Program (STP)
2019-2024 Transportation Improvement Program (TIP)

Print Date: 5-Sep-18

County	Sponsor	Route	Project Number	PIN	Project Information	Year Added to TIP	Estimated Total Project Cost	Original Funds Programmed	Total Amount Obligated	Existing Year	Estimated Funding and Phasing (Fiscal Year)				Concept Development		
					Location/ Limits					Concept/ Type of Improvement	2018	2019	2020	2021	2022	2023	2024
Salt Lake	West Jordan		NEWPROJ()	16922	7000 South; 1300 West to Bangerter Hwy (SR-154)	Environmental Impact Statement (EIS)	2018	\$ 2,000,000	\$ 1,000,000	\$ -	\$ -	\$ -	\$ -	\$ -	\$ -	\$ -	\$ 1,000,000
Salt Lake	Draper		NEWPROJ()	16923	1300 East; Wayne's World to Nashi Lane	Reconstruct and Widen to include center turn lane, curb, gutter, sidewalk, and shoulders	2018	\$ 3,600,000	\$ 3,270,000	\$ -	\$ -	\$ -	\$ -	\$ -	\$ -	\$ -	\$ 3,270,000
Salt Lake	Salt Lake City		NEWPROJ()	16924	1300 East/ Richmond; 2100 South to Southern City Boundary	Reconstruct with improvements to Drainage, Curb, Gutter, Sidewalk, and Shoulder	2018	\$ 4,975,600	\$ 4,300,000	\$ -	\$ -	\$ -	\$ -	\$ -	\$ -	\$ -	\$ 4,300,000
Salt Lake	South Salt Lake		NEWPROJ()	16925	700 West; 3300 South to Carlisle Avenue (3655 South)	Reconstruct and widen to include center turn lane, curb, gutter, sidewalk, and shoulders	2018	\$ 6,571,575	\$ 4,000,000	\$ -	\$ -	\$ -	\$ -	\$ -	\$ -	\$ -	\$ 4,000,000
Salt Lake	Bluffdale		NEWPROJ()	16926	14600 South & Redwood Road	Construct New High-T Intersection	2018	\$ 600,000	\$ 550,000	\$ -	\$ -	\$ -	\$ -	\$ -	\$ -	\$ -	\$ 550,000
Salt Lake	West Jordan		NEWPROJ()	16927	7000 South & 1500 West	Construct Pedestrian Bridge	2018	\$ 1,608,900	\$ 1,499,977	\$ -	\$ -	\$ -	\$ -	\$ -	\$ -	\$ -	\$ 1,499,977
Salt Lake	Magna		NEWPROJ()	16928	8000 West; 2600 South to 3100 South	Construct sidewalk, curb, gutter, and shoulder improvements on the west side	2018	\$ 1,346,700	\$ 1,255,528	\$ -	\$ -	\$ -	\$ -	\$ -	\$ -	\$ -	\$ 1,255,528
Salt Lake	Bluffdale		NEWPROJ()	16929	14600 South Railroad Bridge	Engineering study of alternatives to replace/ improve existing one-lane railroad crossing	2018	\$ 128,600	\$ 119,894	\$ -	\$ -	\$ -	\$ -	\$ -	\$ -	\$ -	\$ 119,894
Salt Lake	Millcreek		NEWPROJ()	16930	3900 South; 2300 East to Wasatch Blvd	Reconstruct and Widen to include center turn lane, curb, gutter, sidewalk, and shoulders	2018	\$ 8,652,500	\$ 4,000,000	\$ -	\$ -	\$ -	\$ -	\$ -	\$ -	\$ -	\$ 4,000,000
Salt Lake	Taylorsville		NEWPROJ()	16931	1780 BRT Connector Road; Bruin Blvd to 4700 South	New Construction including curb, gutter, sidewalk, and shoulder improvements	2018	\$ 1,002,800	\$ 655,220	\$ -	\$ -	\$ -	\$ -	\$ -	\$ -	\$ -	\$ 655,220
Salt Lake	UTA		NEWPROJ()	16932	University of Utah Hospital Stop Expansion	Extend the bus bays to allow more buses to serve the area simultaneously	2018	\$ 399,400	\$ 372,361	\$ -	\$ -	\$ -	\$ -	\$ -	\$ -	\$ -	\$ 372,361

Surface Transportation Program (STP)
2019-2024 Transportation Improvement Program (TIP)

Print Date: 5-Sep-18

County	Sponsor	Route	Project Number	PIN	Project Information		Year Added to TIP	Estimated Total Project Cost	Original Funds Programmed	Total Amount Obligated	Existing Year	Estimated Funding and Phasing (Fiscal Year)					Concept Development	
					Location/ Limits	Concept/ Type of Improvement					2018	2019	2020	2021	2022	2023	2024	
OGDEN/ LAYTON URBAN AREA																		
Box Elder	Brigham City		F-LC03(18)	11991	1100 West & SR-91	New Signalized Intersection Construction	2013	\$ 3,631,000	\$ 1,500,000	\$ 1,500,000	\$ -	\$ -	\$ -	\$ -	\$ -	\$ -	\$ -	
Davis	Clearfield/ Syracuse		NEWPROJ()	14843	500 West; 2000 South to Antelope Drive (1700 South or SR-108)	New Construction, 3-lane facility with Signal on SR-108 and Curb, Gutter and Sidewalk	2016	\$ 4,668,700	\$ 4,352,629	\$ -	\$ -	\$ -	\$ -	\$ -	\$ 4,352,630	\$ -	\$ -	
Weber	Harrisville		F-R199(133)	11091	Washington Blvd & Larsen Lane	Intersection Improvements	2012	\$ 669,000	\$ 534,000	\$ -	\$ -	\$ 534,000	\$ -	\$ -	\$ -	\$ -	\$ -	
Weber	Harrisville		F-LC57 (26)	11993	Larsen Lane; North Harrisville Road to Washington Blvd	Reconstruct with minor widening, improvements to Drainage, Curb, Gutter and Sidewalk	2013	\$ 3,748,000	\$ 3,000,000	\$ -	\$ 400,000	\$ 2,600,000	\$ -	\$ -	\$ -	\$ -	\$ -	
Weber	Hooper		NEWPROJ()	14045	4700 West; 4800 South to 5100 South	Reconstruction with minor widening including; improvements to Drainage, Curb, Gutter and Sidewalk	2015	\$ 2,915,200	\$ 2,717,841	\$ -	\$ 10,000	\$ 290,000	\$ 2,417,841	\$ -	\$ -	\$ -	\$ -	
Davis	Kaysville	Var	New	13121	200 North & Angel Street Intersection	Intersection - Improvements	2014	\$ 3,271,900	\$ 3,050,392	\$ 3,050,392	\$ -	\$ -	\$ -	\$ -	\$ -	\$ -	\$ -	
Davis	Layton		NEWPROJ()	14844	Gordon Avenue; 1600 East to Highway 89	Preliminary Engineering & ROW Acquisition	2016	\$ 3,500,000	\$ 2,500,000	\$ -	\$ -	\$ -	\$ -	\$ -	\$ 1,000,000	\$ 1,500,000	\$ -	
Weber	North Ogden	2019	NEWPROJ()	14842	450 East/ 400 East; 2600 North to Elberta Drive	Widen existing roadway from 3-lane to 5-lane including improvements to Curb, Gutter, and Sidewalks	2016	\$ 5,370,300	\$ 3,600,000	\$ -	\$ -	\$ 520,654	\$ 2,250,000	\$ -	\$ -	\$ -	\$ -	
Weber		2019	NEWPROJ()	14842	450 East/ 400 East; 2600 North to Elberta Drive	Widen existing roadway from 3-lane to 5-lane including improvements to Curb, Gutter, and Sidewalks	2016	\$ -	\$ 1,829,346	\$ -	\$ -	\$ 1,829,346		\$ -	\$ -	\$ -	\$ -	
Davis	North Salt Lake	Var	New	13122	Center Street; Legacy Parkway to Redwood Road	Reconstruct with minor widening, improvements to Drainage, Curb, Gutter and Sidewalk	2014	\$ 1,938,300	\$ 1,778,176	\$ 1,778,176	\$ 385	\$ -	\$ -	\$ -	\$ -	\$ -	\$ -	
Weber	Ogden		NEWPROJ()	14840	20th Street; Washington Blvd to Monroe Blvd	Reconstruction with minor widening including; improvements to Drainage, Curb, Gutter and Sidewalk	2016	\$ 6,477,200	\$ 3,000,000	\$ -	\$ -	\$ -	\$ -	\$ 3,000,000	\$ -	\$ -	\$ -	
Box Elder	Perry		NEWPROJ()	14841	1200 West; 3600 South to Willard City Boundary	New Construction, 3-lane facility with Shoulders including; improvements to Drainage, Curb, Gutter and Sidewalk	2016	\$ 2,915,200	\$ 2,717,841	\$ -	\$ -	\$ -	\$ -	\$ -	\$ 1,500,000	\$ 683,168	\$ -	
Weber	Pleasant View/ North Ogden	LC57	F-LC57(18)	6568	Skyline Drive; 1100 West to 4300 North (Pleasant View)	New Construction	2015	\$ 7,542,000	\$ 3,433,500	\$ 9,323	\$ -	\$ -	\$ -	\$ -	\$ 2,424,177	\$ 1,000,000	\$ -	
Weber	South Ogden	3354	F-R199(70) Exch to \$6,374,999.35	8141	40th Street; Washington Blvd. to Gramercy Avenue	Reconstruct and Widen	2009	\$ 7,562,000	\$ 7,500,000	\$ 7,500,000	\$ -	\$ -	\$ -	\$ -	\$ -	\$ -	\$ -	
Davis	Sunset	2018	F-LC11 (53)	11996	800 North; Main St (SR-126) to 450 West	Reconstruction with minor improvements to Drainage, Curb, Gutter and Sidewalk	2013	\$ 2,547,000	\$ 2,258,000	\$ -	\$ 2,258,000	\$ -	\$ -	\$ -	\$ -	\$ -	\$ -	
Davis	Syracuse City	2019	NEWPROJ()	14043	Bluff Road; 550 West (on Gentile) to 1000 West	Reconstruction with minor widening including; improvements to Drainage, Curb, Gutter and Sidewalk	2015	\$ 4,282,100	\$ 3,000,000	\$ 10,000	\$ 350,000	\$ 550,000	\$ 600,000	\$ 1,500,000	\$ -	\$ -	\$ -	
Davis	UDOT	37	F-0037(4)0	6552	1800 North (SR-37); I-15 to 2000 West (SR-108)	1800 North Environmental Impact Statement (EIS)	2007	\$ 31,148,000	\$ 2,695,231	\$ 2,200,000	\$ -	\$ 495,213	\$ -	\$ -	\$ -	\$ -	\$ -	
Davis	UDOT	I-15	F-I15-7(301)313	10944	I-15; I-215 (No Salt Lake) to US-89 (Farmington)	I-15; South Davis Operational Upgrades	2013	\$ 121,000,000	\$ 22,830,999	\$ 22,830,999	\$ -	\$ -	\$ -	\$ -	\$ -	\$ -	\$ -	
Davis	UTA		NEWPROJ()	14044	Layton FrontRunner Station Parking	New Construction of Parking Structure for the Layton Station	2015	\$ 4,200,000	\$ 2,000,000	\$ -	\$ -	\$ -	\$ -	\$ -	\$ -	\$ 2,000,000	\$ -	
Weber	Washington Terrace	LC57	Newproject-006()	8559	Adams Avenue; City Limits to US-89	Reconstruct	2010	\$ 5,290,000	\$ 4,964,287	\$ 4,730,764	\$ 233,523	\$ -	\$ -	\$ -	\$ -	\$ -	\$ -	

Surface Transportation Program (STP) 2019-2024 Transportation Improvement Program (TIP)

Print Date: 5-Sep-18

County	Sponsor	Route	Project Number	PIN	Project Information		Year Added to TIP	Estimated Total Project Cost	Original Funds Programmed	Total Amount Obligated	Existing Year	Estimated Funding and Phasing (Fiscal Year)				Concept Development	
					Location/ Limits	Concept/ Type of Improvement					2018	2019	2020	2021	2022	2023	2024
Weber	West Haven	37	F-LC57(22)	10016	4000 South (SR-37); 3500 West to 3900 West	Reconstruct/ Widen	2011	\$ 3,870,000	\$ 3,551,000	\$ 3,551,000	\$ -	\$ -	\$ -	\$ -	\$ -	\$ -	\$ -
Weber	West Haven	2018	New	13124	4700 West; 4000 South to 4600 South	Reconstruct with minor widening, improvements to Drainage, Curb, Gutter and Sidewalk	2014	\$ 3,870,700	\$ 2,500,000	\$ -	\$ -	\$ 500,000	\$ 2,000,000	\$ -	\$ -	\$ -	\$ -
Davis	West Point/ Clearfield	2018	F-LC11(54)	11997	300 North; 1000 West to 2000 West	Reconstruction with minor improvements to Drainage, Curb, Gutter and Sidewalk	2013	\$ 2,971,000	\$ 2,500,000	\$ 10,000	\$ 2,490,000	\$ -	\$ -	\$ -	\$ -	\$ -	\$ -
Var	WFRC	Var	STP-LC57(10)	11049	Project Planning Support - Weber/ Davis County, 7223	Planning - Urban Transportation	2003	\$ 3,018,749	\$ 2,814,380	\$ 1,962,130	\$ 315,000	\$ 537,250	\$ 537,250	\$ 362,250	\$ 362,250	\$ 362,250	\$ 362,250
Var	WFRC	Var	F-LC11 (50)	11990	Transportation and Landuse Connections (TLC) - Weber & Davis County	Local Planning Assistance	2003	\$ 429,046	\$ 140,000	\$ 740,000	\$ 300,000	\$ 307,350	\$ 307,350	\$ 307,350	\$ 307,350	\$ 307,350	\$ 307,350
Davis	Woods Cross	2018	NEWPROJ()	14042	1500 South Phase 3; 1350 West to 1100 West	Reconstruction with minor widening including; improvements to Drainage, Curb, Gutter and Sidewalk	2015	\$ 3,003,400	\$ 2,753,641	\$ 543,531	\$ 2,360,109	\$ -	\$ -	\$ -	\$ -	\$ -	\$ -
Davis	Clinton/ West Point		NEWPROJ()	15899	800 North; 2000 West to 3000 West	Reconstruction with minor widening including; improvements to Drainage, Curb, Gutter and Sidewalk	2017	\$ 4,567,100	\$ 3,000,000	\$ -	\$ -	\$ -	\$ -	\$ 3,000,000	\$ -	\$ -	\$ -
Weber	Marriott-Slaterville		NEWPROJ()	15904	1200 West; 400 North to Farr West Boundary	Reconstruction with minor widening including; improvements to Drainage, Curb, Gutter and Sidewalk	2017	\$ 5,605,300	\$ 3,762,110	\$ -	\$ -	\$ -	\$ -	\$ -	\$ -	\$ 3,762,110	\$ -
Davis	Ogden/ UTA		NEWPROJ()	15906	Ogden-WSU Bus Rapid Transit (BRT); Intermodal HUB to McKay Dee Hospital - Design	Ogden-WSU BRT Project Design	2017	\$ 5,000,000	\$ 1,500,000	\$ -	\$ -	\$ 1,500,000	\$ -	\$ -	\$ -	\$ -	\$ -
Weber	Plain City		NEWPROJ()	15905	3600 West; 2600 North to 1975 North	Reconstruction with minor widening including; improvements to Drainage, Curb, Gutter and Sidewalk	2017	\$ 3,111,400	\$ 2,900,758	\$ -	\$ -	\$ -	\$ -	\$ -	\$ 1,000,000	\$ 2,900,758	\$ -
Weber	Farmington City	SR-106	NEWPROJ()	16933	Main Street (SR-106); Park Lane to Shepard Lane	Widen roadway (east - side) for curb, gutter, sidewalk and shoulder	2018	\$ 1,986,400	\$ 1,851,921	\$ -	\$ -	\$ -	\$ -	\$ -	\$ -	\$ 851,921	\$ 1,000,000
Weber	Ogden/ UTA	BRT	NEWPROJ()	16934	Ogden-WSU Bus Rapid Transit (BRT); Intermodal HUB to McKay Dee Hospital - Construction	New Construction	2018	\$ 75,000,000	\$ 3,500,000	\$ -	\$ -	\$ -	\$ 3,500,000	\$ -	\$ -	\$ -	\$ -
Weber	Kaysville/ Farmington		NEWPROJ()	16935	WDC Connector; West Davis Corridor to Shepard Lane & I-15	New Construction	2018	\$ 10,833,600	\$ 4,300,000	\$ -	\$ -	\$ -	\$ -	\$ 4,300,000	\$ -	\$ -	\$ -
Weber	South Ogden		NEWPROJ()	16936	40th Street & Chimes View from Riverdale Road to Washington Blvd	Reconstruct with minor widening, improvements to Drainage, Curb, Gutter and Sidewalk	2018	\$ 4,745,200	\$ 4,000,000	\$ -	\$ -	\$ -	\$ -	\$ -	\$ -	\$ 1,000,000	\$ 3,000,000
Weber	North Salt Lake		NEWPROJ()	16937	Main Street; Center Street to 350 North	Reconstruct with minor improvements to Drainage, Curb, Gutter and Sidewalk	2018	\$ 1,312,200	\$ 1,223,364	\$ -	\$ -	\$ -	\$ -	\$ -	\$ -	\$ 611,682	\$ 611,682
Weber	Brigham City		NEWPROJ()	16938	1200 West Box Elder Creek Bridge; 550 South to 650 North	Widen Existing Bridge to accomdate the widening of 1200 West	2018	\$ 1,750,000	\$ 1,582,113	\$ -	\$ -	\$ -	\$ -	\$ -	\$ -	\$ 791,057	\$ 791,056
Weber	UTA		NEWPROJ()	16939	UTA Locomotive Rebuild	Rebuild 7 locomotive prime mover engines to EPA's standard of Tier 1+	2018	\$ 1,400,000	\$ 950,000	\$ -	\$ -	\$ -	\$ -	\$ -	\$ 250,000	\$ 350,000	\$ 350,000

Surface Transportation Program (STP)
2019-2024 Transportation Improvement Program (TIP)

Print Date: 5-Sep-18

County	Sponsor	Route	Project Number	PIN	Project Information		Year Added to TIP	Estimated Total Project Cost	Original Funds Programmed	Total Amount Obligated	Existing Year	Estimated Funding and Phasing (Fiscal Year)					Concept Development	
					Location/ Limits	Concept/ Type of Improvement					2018	2019	2020	2021	2022	2023	2024	
OGDEN/LAYTON LOCAL PROJECT'S EXCHANGED																		
Davis	North Salt Lake	LC11	F-LC11(45)	10013	1100 North Street; Redwood Road to 110 East	Reconstruct/ Widen	2011	\$ 5,512,000	\$ 2,512,000	\$ 1,828,396								
Weber	Ogden City	LC57	F-LC57(21)	10014	Harrison Blvd. (South); 7th Street to 2nd Street	Reconstruct/ Widen	2011	\$ 6,446,000	\$ 4,500,000	\$ 7,807								
Weber	Ogden		New	11995	Harrison Blvd./ 2nd Street/ Sheridan Drive	Intersection Realignment/ Improvements	2013	\$ 3,118,000	\$ 2,500,000	\$ -								
Davis	West Point	LC11	F-LC11(47)	10017	3000 West; 300 North to 1300 North	Reconstruct with minor widening, shoulders, Curb, Gutter and Sidewalk	2011	\$ 3,709,000	\$ 3,341,000	\$ 814,525								
Davis	Syracuse		New	11090	3000 West; 700 South to Bluff Road	Reconstruct with minor widening, shoulders, Curb, Gutter and Sidewalk	2012	\$ 4,079,000	\$ 3,699,000	\$ 1,351,340								
Weber	Hooper		New	11992	4300 West; 6000 South (Hooper) to 2300 North (Clinton)	New Construction	2012	\$ 3,860,000	\$ 3,495,000	\$ 1,485,375								
Davis	Clinton		New	11992	3000 West; 1400 North to 2300 North	Reconstruct with minor widening, shoulders, Curb, Gutter and Sidewalk	2013	\$ 3,492,000	\$ 2,784,000	\$ 1,183,200								

Congestion Mitigation/ Air Quality Program (CMAQ)
2019-2024 Transportation Improvement Program (TIP)

County	Sponsor	Route	Project Number		Project Information		Year Added to TIP	Estimated Total Project Cost	Original Funds Programmed	Local Matching Funds Due	Total Amount Obligated	Existing Year	Estimated CMAQ Funds and Phasing (Fiscal Year)				Concept Development	
				PIN	Location/ Limits	Concept/ Type of Improvement						2018	2019	2020	2021	2022	2023	2024
SALT LAKE/ WEST VALLEY URBAN AREA																		
CMAQ - PM _{2.5}																		
Salt Lake	Cottonwood Heights		Newproject-0028()	8601	Wasatch Boulevard & 7650 South	Park-n-Ride Lot	2010	\$ 1,600,000	\$ 1,486,000	\$ 107,908	\$ -	\$ 1,486,000	\$ -	\$ -	\$ -	\$ -	\$ -	\$ -
Salt Lake	Holladay		F-LC35 (210)	8555	6200 South & Holladay Boulevard	Intersection Improvements	2010	\$ 2,438,000	\$ 2,174,000	\$ 157,867	\$ 349,613	\$ 1,824,388	\$ -	\$ -	\$ -	\$ -	\$ -	\$ -
Salt Lake	Holladay		F-LC35 (210)	8555	6200 South & 2300 East Intersection	Intersection Improvements	2011	\$ -	\$ -	\$ -	\$ -	\$ -	\$ -	\$ -	\$ -	\$ -	\$ -	\$ -
Salt Lake	Sandy		F-LC35(232)	12001	1300 East Buttercup Pedestrian Bridge	Pedestrian Bridge New Construction/ Intersection Improvements	2013	\$ 3,116,000	\$ 2,000,000	\$ 208,923	\$ 2,826,769	\$ 50,316	\$ -	\$ -	\$ -	\$ -	\$ -	\$ -
Salt Lake	Sandy		New Project	14941	450 West/9000 South U-Turn; 8775 South to 8871 South	Adding a U-turn on the North Leg of the Intersection for an alternative for West Bound left turn movement	2016	\$ 1,386,600	\$ 1,292,727	\$ 93,873	\$ -	\$ -	\$ -	\$ -	\$ -	\$ 1,292,727	\$ -	\$ -
Salt Lake	UDOT		F-LC35(245)	11998	Little Cottonwood Canyon Intersection - Snowbird Entry 1	Intersection Improvements	2013	\$ 953,000	\$ 350,000	\$ 26,142	\$ 350,000	\$ -	\$ -	\$ -	\$ -	\$ -	\$ -	\$ -
Salt Lake	West Jordan		F-LC35(217)	11094	7800 South & 1300 West	Intersection Improvements	2012	\$ 847,000	\$ 450,000	\$ 33,403	\$ 450,000	\$ -	\$ -	\$ -	\$ -	\$ -	\$ -	\$ -
Salt Lake	West Jordan		F-LC35(218)	11095	9000 South & 4000 West	Intersection Improvements	2012	\$ 1,000,000	\$ 750,000	\$ 55,188	\$ 167,814	\$ 582,186	\$ -	\$ -	\$ -	\$ -	\$ -	\$ -
Salt Lake	West Jordan	LC35	F-LC35(219)	11097	Jordan River Trail (Gardner Village TRAX Station)	Pedestrian/ Bike Trail	2012	\$ 321,785	\$ 300,000	\$ 22,511	\$ 83,907	\$ 216,093	\$ -	\$ -	\$ -	\$ -	\$ -	\$ -
Salt Lake	Bluffdale	140	New	13130	14600 South (SR-140); Pony Express Road to UPRR Bridge over SR-140	Construct Bicycle & Pedestrian Facility	2014	\$ 669,700	\$ 624,361	\$ 45,339	\$ -	\$ 10,000	\$ -	\$ 614,361	\$ -	\$ -	\$ -	\$ -
Salt Lake	Cottonwood Heights	Var	New	12000	Bengal Blvd & 2300 East Round-About	Intersection Improvements	2013	\$ 2,655,000	\$ 2,655,000	\$ 192,796	\$ -	\$ 270,000	\$ 740,000	\$ 1,645,000	\$ -	\$ -	\$ -	\$ -
Salt Lake	Cottonwood Heights		New	13128	Park and Ride Smart Boards	Construct "Live Parking Availability" Signs for Select Canyon Park-n-Ride Lots	2014				\$ -	\$ 10,000	\$ 349,043	\$ 300,000	\$ -	\$ -	\$ -	\$ -
Salt Lake	Riverton		New Project	14051	12600 South Bicycle Lanes; Bangerter Highway to Mountain View Corridor	Widen 12600 South to include 5-foot Bike lanes on either side	2015	\$ 2,712,600	\$ 1,750,000	\$ 127,078	\$ -	\$ 10,000	\$ 240,000	\$ 500,000	\$ 1,000,000	\$ -	\$ -	\$ -
Salt Lake	Riverton	Var	New Project	14940	13400 South Bike Lanes; 2700 West to 3200 West	Widen and improve the parkstrips along the roadway to create the bike lanes	2016	\$ 490,900	\$ 280,000	\$ 20,333	\$ -	\$ -	\$ -	\$ -	\$ -	\$ 280,000	\$ -	\$ -
Salt Lake	Salt Lake City	Var	F-LC35(235)	13631	Salt Lake Green Bike Share Expansion	Constructs additional Bike Docking Stations/ Purchases additional Bikes	2013	\$ 1,700,000	\$ 250,000	\$ 18,154	\$ -	\$ 30,000	\$ 220,000		\$ -		\$ -	\$ -
Salt Lake	Salt Lake City	Var	F-LC35(235)	13631	Salt Lake Green Bike Share Expansion	Constructs additional Bike Docking Stations/ Purchases additional Bikes	2014	\$ 1,700,000	\$ 324,000	\$ 23,528	\$ -	\$ -		\$ 324,000	\$ -		\$ -	\$ -
Salt Lake	Salt Lake City	Var	F-LC35(235)	13631	Salt Lake Green Bike Share Expansion	Constructs additional Bike Docking Stations/ Purchases additional Bikes	2016	\$ 1,700,000	\$ 600,530	\$ 43,608	\$ -	\$ -			\$ -	\$ 600,530	\$ -	\$ -
Salt Lake	Salt Lake City	Var	F-LC35(235)	13631	Salt Lake Green Bike Share Expansion	Constructs additional Bike Docking Stations/ Purchases additional Bikes	2017	\$ 1,700,000	\$ 300,000	\$ 21,785	\$ -	\$ -			\$ -		\$ 300,000	\$ -
Salt Lake	Salt Lake City	Var	New Project	14939	Bonneville Bike Trail	New Construction - Bicycle and Pedestrian Trail Facility	2016	\$ 479,700	\$ 447,000	\$ 32,459	\$ -	\$ -	\$ -	\$ -	\$ -	\$ 447,000	\$ -	\$ -

Congestion Mitigation/ Air Quality Program (CMAQ) 2019-2024 Transportation Improvement Program (TIP)																			
Salt Lake	Salt Lake City & UTA	Var	F-LC35(254)	13125	Sugar House Streetcar Double Track; 500 East to 600 East	Construct a Double Track	2014	\$ 3,016,100	\$ 900,000	\$ 65,354	\$ -	\$ -	\$ 500,000	\$ 400,000	\$ -	\$ -	\$ -	\$ -	
Salt Lake	Salt Lake City & UTA	Var	New Project	14047	Sugar House Streetcar Double Track; 600 East to 700 East	Construct a Double Track	2015	\$ 3,016,100	\$ 1,000,000	\$ 72,616	\$ -	\$ -	\$ 250,000	\$ 750,000	\$ -	\$ -	\$ -	\$ -	
Salt Lake	Salt Lake County & UTA	Var	F-LC35(255)	13126	Hillsborough Pond Park & Ride Expansion; Wasatch Blvd & Creek Rd	Expand and Improve Parking Facility	2014	\$ 1,784,700	\$ 1,663,876	\$ 120,824	\$ -	\$ -	\$ -	\$ 500,000	\$ 1,163,876	\$ -	\$ -	\$ -	
Salt Lake	UDOT	Var	CM-R299(9)	5996	Region 2 Commuter Link	ITS/ATMS - Commuter Link	1999	\$ 30,684,350	\$ 6,077,760	\$ 671,045	\$ 3,163,240	\$ 4,177,760	\$ 400,000	\$ -	\$ -	\$ -	\$ -	\$ -	
Salt Lake	UDOT	Var	F-ST99(162)	10018	TravelWise	Comprehensive Travel Demand Management Program. (For Private & Public Partnership)	2011	\$ 2,400,000	\$ 746,077	\$ 54,177	\$ 202,077	\$ 272,000	\$ 136,000	\$ -	\$ -	\$ -	\$ -	\$ -	
Salt Lake	UDOT	154	F-LC35(258)	13129	10400 South & Bangerter Hwy VMS; Northbound & Southbound	Install Variable Message Signs (VMS)	2014	\$ 915,200	\$ 863,124	\$ 62,677	\$ -	\$ -	\$ 863,124	\$ -	\$ -	\$ -	\$ -	\$ -	
Salt Lake	UDOT		F-LC35(260)	13131	Foothill VMS; Southbound	Install Variable Message Sign (VMS)	2014	\$ 462,900	\$ 431,562	\$ 31,338	\$ -	\$ -	\$ 431,562	\$ -	\$ -	\$ -	\$ -	\$ -	
Salt Lake	UDOT	201	New Project	14048	Variable Message Sign (VMS); SR-201 WB, Between I-15 & I-215	Design, Install and Integrate f full size Variable Message Sign for Westbound Traffic	2015	\$ 569,200	\$ 530,665	\$ 38,535	\$ -	\$ -	\$ -	\$ 230,665	\$ 300,000	\$ -	\$ -	\$ -	
Salt Lake	UDOT	Var	New Project	14050	Connected Vehicle Deployment	Install roadside communication devices and connect to fiber communications along Bangerter Hwy	2015	\$ 1,072,800	\$ 1,000,171	\$ 72,629	\$ -	\$ -	\$ -	\$ -	\$ 1,000,171	\$ -	\$ -	\$ -	
Salt Lake	UDOT, Murray, Midvale, Sandy	Var	New Project	14942	SR-71 (700 E/ 900 E); Van Winkle to 90th South	Construct Bike lanes along roadway	2016	\$ 3,510,100	\$ 1,400,000	\$ 101,663	\$ -	\$ -	\$ -	\$ -	\$ -	\$ 1,400,000	\$ -	\$ -	
Salt Lake	UTA	Var	CM-9999()	2351	WFRC Area	Air Quality - Rideshare & Vanpool Management	1993	\$ 2,970,226	\$ 2,642,502	\$ 327,724	\$ 1,870,599	\$ 637,466	\$ 318,733	\$ 318,733	\$ 318,733	\$ 318,733	\$ 318,733	\$ 326,305	
Salt Lake	UTA		F-R299(143)	10019	Key North Temple Project 500 West; from North Temple to 300 North	Multimodal connections to FrontRunner, TRAX, Bus, Bicycle, and Pedestrian	2011	\$ 3,064,000	\$ 1,400,000	\$ 193,885	\$ 1,400,000	\$ -	\$ -	\$ -	\$ -	\$ -	\$ -	\$ -	
Salt Lake	UTA	Var	F-LC35(256)	13127	Depot District Service Center (DDSC); 669 West 200 South	Construct the CNG Facilities of the DDSC	2014	\$ 57,000,000	\$ 950,000	\$ 68,985	\$ -		\$ 500,000	\$ 450,000	\$ -	\$ -	\$ -	\$ -	
Salt Lake	UTA		New Project	14046	33/35 MAX Expansion and Optimization	Transit Service Expansion	2015	\$ 3,003,325	\$ 2,800,000	\$ 203,325	\$ -	\$ -	\$ 250,000	\$ 550,000	\$ 2,000,000	\$ -	\$ -	\$ -	
Salt Lake	UTA	Var	New Project	14049	Bus Route Service Expansion Subsidy	Expansion of Route 54 and Route 220 to Reduce Headway & Expand Hours of Service	2015	\$ 1,400,000	\$ 1,280,048	\$ 92,952	\$ -	\$ 750,000	\$ 530,048	\$ -	\$ -	\$ -	\$ -	\$ -	
Salt Lake	UTA	Var	New Project	14938	University of Utah Intermodal Center	New Construction - Intermodal Center on U of U Campus	2016	\$ 4,073,900	\$ 1,500,000	\$ 108,924	\$ -	\$ -	\$ -	\$ -	\$ -	\$ 1,500,000	\$ -	\$ -	
Salt Lake	UTA	Var	CM-9999()	Tran SEC.	ITS/APTS Deployment in S L	Air Quality - FTA Fund Transfer	1999	\$ 12,000,000	\$ 500,000	\$ 60,998	\$ 340,000	\$ -	\$ 500,000	\$ -	\$ -	\$ -	\$ -	\$ -	
Salt Lake	UTA	Var	CM-9999()	Tran SEC.	Lease Vans in S L	Air Quality - FTA Fund Transfer	1994	\$ 1,855,411	\$ 1,453,400	\$ 188,439	\$ 1,141,600		\$ 276,200	\$ 276,200	\$ 276,200	\$ 276,200	\$ 276,200	\$ 72,400	
Salt Lake	UTA\UDOT	172	F-0172(18)	7650	5600 West Bus Rapid Transit (BRT) Phase I; 2700 South to 6200 South	ROW & Construction of Bus Rapid Transit (BRT) (Not to be used for Bus Purchase)	2010	\$ 5,000,000	\$ 2,000,000	\$ 145,232	\$ -	\$ -	\$ -	\$ -	\$ -	\$ 500,000	\$ 1,500,000	\$ -	
Salt Lake	UTAH/ Local Governments	Var	F_R299(102)	7947	Salt Lake County Area Signal Detection Upgrade	Traffic Signal Control Software & Update Signal Hardware (Controllers, etc)	2009	\$ 5,485,000	\$ 2,779,250	\$ 286,247	\$ 2,975,000	\$ 5,657	\$ -	\$ -	\$ -	\$ -	\$ -	\$ -	
Salt Lake				14910		Improve and add Signal Detection and Coordination	2009		\$ 2,500,000	\$ 239,550	\$ 2,337,594	\$ (0)	\$ -	\$ -	\$ -	\$ -	\$ -	\$ -	

Congestion Mitigation/ Air Quality Program (CMAQ)
2019-2024 Transportation Improvement Program (TIP)

Salt Lake	Murray	Var	New Project	15921	5300 South & College Drive Intersection Improvements	Dual left-turn lanes SB & WB and dedicated right-turn WB direction.	2017	\$ 1,842,400	\$ 1,694,362	\$ 123,038	\$ -	\$ -	\$ -	\$ -	\$ -	\$ -	\$ -	\$ 1,694,362	\$ -
Salt Lake	Salt Lake City	Var	New Project	15920	Traffic Signal Synchronization	Install detection to utilize signal performance and synchronize traffic signals.	2017	\$ 1,000,000	\$ 930,000	\$ 67,533	\$ -	\$ -	\$ -	\$ -	\$ -	\$ -	\$ -	\$ 930,000	\$ -
Salt Lake	Salt Lake County	Var	New Project	15919	Signal Interconnect	Connect traffic signals to improve traffic signal performance	2017	\$ 1,608,600	\$ 900,000	\$ 65,354	\$ -	\$ -	\$ -	\$ -	\$ -	\$ -	\$ -	\$ 900,000	\$ -
Salt Lake	UTA	Var	New Project	15918	UTA Locomotive Rebuild	Rebuild locomotive prime mover engines to EPA's standard of Tier 1+	2017	\$ 3,516,000	\$ 2,105,134	\$ 152,867	\$ -	\$ 600,000	\$ 572,834	\$ -	\$ -	\$ -	\$ -	\$ -	\$ 932,300
Salt Lake	Salt Lake City	Var	New Project	16940	Salt Lake Green Bike Share Expansion	Constructs additional Bike Docking Stations/ Purchases additional Bikes	2018	\$ 637,027	\$ 400,000	\$ 29,046	\$ -	\$ -			\$ -		\$ -	\$ 400,000	
Salt Lake	Murray/ UDOT		New Project	16941	State Street (US-89) and Vine Street Intersection	Intersection Improvements	2018	\$ 311,500	\$ 290,411	\$ 21,089	\$ -	\$ -	\$ -	\$ -	\$ -	\$ -	\$ -	\$ 290,411	
Salt Lake	Murray/ UDOT		New Project	16942	State Street (US-89) and 5300 South Intersection	Intersection Improvements	2018	\$ 525,000	\$ 489,458	\$ 35,543	\$ -	\$ -	\$ -	\$ -	\$ -	\$ -	\$ -	\$ 489,458	
Salt Lake	Bluffdale		New Project	16943	14600 South; Railroad Bridge to Redwood Road	Construct Sidewalk and Bike lanes	2018	\$ 1,142,000	\$ 1,064,687	\$ 77,313	\$ -	\$ -	\$ -	\$ -	\$ -	\$ -	\$ -	\$ 1,064,687	
Salt Lake	Holladay		New Project	16944	Highland Drive and 4500 South Intersection	Intersection Improvements	2018	\$ 2,597,900	\$ 1,200,000	\$ 87,139	\$ -	\$ -	\$ -	\$ -	\$ -	\$ -	\$ -	\$ 1,200,000	

Congestion Mitigation/ Air Quality Program (CMAQ) 2019-2024 Transportation Improvement Program (TIP)																		
County	Sponsor	Route	Project Number		Project Information		Year Added to TIP	Estimated Total Project Cost	Original Funds Programmed	Local Matching Funds Due	Total Amount Obligated	Existing Year	Estimated CMAQ Funds and Phasing (Fiscal Year)				Concept Development	
				PIN	Location/ Limits	Concept/ Type of Improvement						2018	2019	2020	2021	2022	2023	2024
OGDEN/ LAYTON URBAN AREA																		
CMAQ - PM _{2.5}																		
Davis	UDOT		F-115-7(309)318	11092	650 North & I-15 Interchange/ Intersections	Intersection Improvements	2012	\$ 4,636,000	\$ 2,840,000	\$ 133,614	\$ 2,839,999	\$ -	\$ -	\$ -	\$ -	\$ -	\$ -	\$ -
Davis	UDOT		F-R199(160)	12004	I-15 - 200 North Kaysville NB On-Ramp Ramp Meters	Install Ramp Meters on NB On-Ramp	2013	\$ 250,000	\$ 224,000	\$ 133,614	\$ 214,000	\$ -	\$ -	\$ -	\$ -	\$ -	\$ -	\$ -
Weber	UDOT		F-R199(160)	14845	Advance Signal Detection	Install and Integrate Advance Signal Detection in Ogden	2016	\$ 525,000	\$ 489,458	\$ 35,543	\$ -	\$ -	\$ -	\$ -	\$ -	\$ 489,458	\$ -	\$ -
Weber	UDOT	39	CM-0039(12)6	4400	Wall Ave 12th Street, Ogden	Intersection - Improvements P.E.	2003	\$ 8,700,000	\$ 4,125,000	\$ 299,456	\$ 4,123,826	\$ -	\$ -	\$ -	\$ -	\$ -	\$ -	\$ -
Davis	Bountiful		F_LC11(55)	12002	400 North & 500 South Intersection	400 North 500 West Dedicated Right Turn Lane Construction	2013	\$ 1,300,000	\$ 1,200,000	\$ 133,614	\$ 1,200,000	\$ -	\$ -	\$ -	\$ -	\$ -	\$ -	\$ -
Davis	Centerville	106	F-0106(11)3	7194	Main Street (SR-106) & Parrish Lane	Intersection Improvements	2008	\$ 660,000	\$ 1,207,876	\$ 87,190	\$ 1,200,692	\$ -	\$ -	\$ -	\$ -	\$ -	\$ -	\$ -
Davis	Centerville		F-LC57(28)	12003	Frontage Road Bike Lanes; 638 North to 2200 North (Lund Lane)	Construct Bike Lanes along Westside of Frontage Road	2013	\$ 1,215,000	\$ 970,000	\$ 133,614	\$ 107,215	\$ 862,786	\$ -	\$ -	\$ -	\$ -	\$ -	\$ -
Davis	Clearfield		New Project	14053	Clearfield City TOD Ped/ Bike Bridge; FrontRunner Station to Freeport Center	New Construction - Pedestrian/ Bicycle Bridge	2015	\$ 2,653,800	\$ 1,650,000	\$ 119,817	\$ -	\$ 10,000	\$ 240,000	\$ 500,000	\$ 900,000	\$ -	\$ -	\$ -
Davis	Clinton	108	New Project	14849	2000 West (SR-108) & 1300 North	Intersection Improvements	2016	\$ 590,600	\$ 550,616	\$ 39,984	\$ -	\$ -	\$ -	\$ -	\$ -	\$ 550,616	\$ -	\$ -
Weber	Ogden	LC11	New Project	14847	Ogden City Bike Share	Purchase and Install Bike Share Stations and Bikes	2016	\$ 484,686	\$ 451,873	\$ 32,813	\$ -	\$ -	\$ -	\$ -	\$ -	\$ 451,873	\$ 150,000	\$ -
Box Elder	Perry		New Project	14848	1200 West; 2250 South (Dale Young Nature Park) to 775 West	Widen road facility to include a dedicated 8' bike path	2016	\$ 695,000	\$ 477,338	\$ 34,662	\$ -	\$ -	\$ -	\$ -	\$ -	\$ 477,338	\$ -	\$ -
Weber	Riverdale	60	New Project	14850	Ritter Drive & SR-60 & 1150 West	Construct Round-About Intersection Improvements	2016	\$ 618,000	\$ 500,000	\$ 36,308	\$ -	\$ -	\$ -	\$ -	\$ -	\$ 500,000	\$ -	\$ -
Weber	UDOT	Var	CM-9999()	5981	Region 1 Commuter Link	ITS/ATMS - Commuter Link	2000	\$ 8,282,116	\$ 7,721,417	\$ 560,699	\$ 869,678	\$ 4,921,417	\$ 1,100,000	\$ 1,100,000	\$ -	\$ -	\$ -	\$ -
Weber	UDOT	Var	F-ST99(162)	10018	TravelWise	Comprehensive Travel Demand Management Program. (For Private & Public Partnership)	2011	\$ 2,400,000	\$ 256,000	\$ 14,523	\$ 64,000	\$ 128,000	\$ 64,000	\$ -	\$ -	\$ -	\$ -	\$ -
Davis	UDOT	68		10944	500 South; I-15 to 200 West	Intersection Improvements	2010	\$ 5,363,081	\$ 5,000,000	\$ 363,081	\$ 5,000,000	\$ -	\$ -	\$ -	\$ -	\$ -	\$ -	\$ -
Weber	UDOT	97	F-0097(9)	13132	SR-97 (5600 South); Hill Field Air Force Base to 2050 West	Intersection/ Operational Improvements	2014	\$ 3,037,700	\$ 750,000	\$ -	\$ -	\$ -	\$ -	\$ -	\$ 750,000	\$ -	\$ -	\$ -
Davis	UDOT	89	F-0089(394)	13133	US-89 VMS; Just North of Shepard Lane	Install Variable Message Sign (VMS)	2014	\$ 462,900	\$ 431,562	\$ 31,338	\$ -	\$ -	\$ -	\$ 431,562	\$ -	\$ -	\$ -	\$ -
Davis	UDOT		New Project	14052	I-15 Corridor Responsive Ramp Metering Management	Corridor Responsive Ramp Metering Software & Hardware	2015	\$ 332,900	\$ 310,363	\$ 22,537	\$ -	\$ -	\$ 160,363	\$ 150,000	\$ -	\$ -	\$ -	\$ -
Davis	UDOT/ North Salt Lake	68	New Project	12674	Redwood Road (SR-68) & Center Street	Intersection Improvements	2016	\$ 7,839,300	\$ 1,000,000	\$ 72,616	\$ 1,000,000	\$ -	\$ -	\$ -	\$ -	\$ -	\$ -	\$ -
Davis	UTA	89	F-LC11(48)	10021	Fruit Heights/ Kaysville 400/200 North Park n Ride Lot	Expand Park n Ride Lot	2011	\$ 1,498,000	\$ 1,233,000	\$ 89,536	\$ -	\$ -	\$ 1,233,000	\$ -	\$ -	\$ -	\$ -	\$ -

Congestion Mitigation/ Air Quality Program (CMAQ) 2019-2024 Transportation Improvement Program (TIP)																													
Weber	UTA	LC11	New Project	14846	Weber State University Intermodal Center	New Construction - Intermodal Center on WSU Campus	2016	\$	3,116,900	\$	1,000,000	\$	72,616	\$	-	\$	-	\$	-	\$	-								
Weber	UTA	Var	CM-9999()	Tran SEC.	ITS/APTS Deployment in Weber Co	Air Quality - FTA Fund Transfer	1999	\$	923,522	\$	861,000	\$	62,522	\$	240,000	\$	-	\$	861,000	\$	-	\$	-	\$	-	\$	-		
Weber	UTA	Var	CM-9999()	Tran SEC.	Lease Vans in Weber Co	Air Quality - FTA Fund Transfer	1994	\$	835,782	\$	779,200	\$	56,582	\$	504,400	\$	118,800	\$	118,800	\$	118,800	\$	118,800	\$	304,000	\$	-	\$	-
Weber	UTA	Var	CM-9999()	Tran SEC.	WFRC Area	Air Quality - Rideshare & Vanpool Management	1993	\$	1,435,444	\$	1,338,264	\$	97,180	\$	823,050	\$	314,260	\$	157,130	\$	157,130	\$	157,130	\$	157,130	\$	157,130	\$	161,754
Weber	UTA	Var	CM-9999()	Tran. SEC.	Ski Bus Service from Downtown Ogden to Ogden Valley	Purchase Canyon Service Buses	2013	\$	1,027,000	\$	2,383,000	\$	89,536	\$	-	\$	950,000	\$	958,000	\$	475,000	\$	-	\$	430,000	\$	-	\$	-
Weber	West Haven	LC11	STP-LC11(25)	12166 13139	River Parkway Trail; D&RGW Rail to 1800 So, Weber	Air Quality - Bike Ped Facility	2003	\$	1,500,000	\$	136,009	\$	9,140	\$	125,861	\$	10,149	\$	-	\$	-	\$	-	\$	-	\$	-	\$	-
Davis	Centerville	Var	New Project	15917	Parrish Lane (SR-105) 400 West Intersection	Add turn lanes and storage lanes to reduce delay and improve safety.	2017	\$	1,904,300	\$	1,780,040	\$	129,260	\$	-	\$	-	\$	-	\$	-	\$	-	\$	-	\$	1,780,040	\$	-
Davis	UTA	Var	New Project	15915	Davis County Ski Route Buses	Purchase 2 buses for seasonal service from parts of Davis County to Snow Basin Resort.	2017	\$	1,020,000	\$	912,830	\$	66,286	\$	-	\$	-	\$	-	\$	-	\$	-	\$	-	\$	912,830	\$	-
Weber	South Ogden/ UDOT		New Project	16945	US-89 & Skyline Drive Intersection	Intersection Improvements	2018	\$	2,515,600	\$	1,400,000	\$	101,663	\$	-	\$	-	\$	-	\$	-	\$	-	\$	-	\$	-	\$	1,400,000
Weber	Ogden		New Project	16946	Polk Avenue; 36th Street to Franklin	Add sidewalks and intersection improvements	2018	\$	595,302	\$	555,000	\$	40,302	\$	-	\$	-	\$	-	\$	-	\$	-	\$	-	\$	-	\$	555,000
Weber	Ogden/ UDOT		New Project	16947	Wall Avenue & 20th Street Intersection	Intersection Improvements	2018	\$	2,700,000	\$	1,500,000	\$	108,924	\$	-	\$	-	\$	-	\$	-	\$	-	\$	-	\$	-	\$	1,500,000

Transportation Alternatives Program (TAP)
2019-2024 Transportation Improvement Program (TIP)

County	Sponsor	Route	Project Number	PIN	Project Information		Year Added to TIP	Estimated Total Project Cost	Original Funds Programmed	Total Amount Obligated	Existing Year	Estimated TAP Funds and Phasing (Fiscal Year)					Concept Development	
					Location/ Limits	Concept/ Type of Improvement					2018	2019	2020	2021	2022	2023	2024	
SALT LAKE/ WEST VALLEY URBAN AREA																		
Salt Lake	Cottonwood Heights		F-LC35(264)	13137	HAWK Pedestrian Crossing on Fort	Install a High Intensity Activated Crosswalk	2014	\$ 206,800	\$ 192,800	\$ 162,412	\$ -	\$ -	\$ -	\$ -	\$ -	\$ -	\$ -	
Salt Lake	Draper		New Project	14946	Corner Canyon Creek/ East Jordan Canal Trail; Smith Fields Park (300 E & 13400 S) to Willow Creek Trail (900 East & 12800 South) & Stokes Ave (700 East & 13540 South)	Construct a 10 foot wide multi-use non-motorized paved trail with adjacent soft surface path.	2016	\$ 630,500	\$ 587,815	\$ 10,000	\$ 577,815	\$ -	\$ -	\$ -	\$ -	\$ -	\$ -	
Salt Lake	Herriman		New Project	14943	13400 South, 5600 West, and Herriman Parkway	Increase Safety & Encourage Bicycle and Pedestrian Safety on Herriman Mahor Corridor Bike Lanes	2016	\$ 100,000	\$ 50,000	\$ -	\$ 50,000	\$ -	\$ -	\$ -	\$ -	\$ -	\$ -	
Salt Lake	Riverton		New Project	14945	Midas Creek Trail; Mountain View to 4000 West	Construct the west section of the Midas Creek Trail to connect the trail through 13800 South	2016	\$ 212,285	\$ 182,285	\$ 23,308	\$ 158,978	\$ -	\$ -	\$ -	\$ -	\$ -	\$ -	
Salt Lake	Salt Lake		New Project	14952	Beck Street Bicycle Design; Chicago St (1820 North) to South end of the existing shared use path on the Beck Street Frontage Road	Design a dual direction physically separated bicycle facility to replace existing bicycle lanes	2016	\$ 55,400	\$ 51,649	\$ -	\$ 51,649	\$ -	\$ -	\$ -	\$ -	\$ -	\$ -	
Salt Lake	Salt Lake City		F-LC35(262)	13135	Bike Share Expansion	Constructs additional Bike Docking Stations/ Purchases additional Bikes	2014	\$ 2,001,200	\$ 176,111	\$ 176,111	\$ -	\$ -	\$ -	\$ -	\$ -	\$ -	\$ -	
Salt Lake	Salt Lake City		F-LC35(265)	13138	Salt Lake City; North Temple Complete Street & Bike Connection - Plan/ Study	Develop a corridor plan for a complete street and seperated family friendly bikeway on North Temple through the heart of downtown Salt Lake	2014	\$ 50,000	\$ 37,500	\$ 37,500	\$ -	\$ -	\$ -	\$ -	\$ -	\$ -	\$ -	
Salt Lake	Salt Lake City		F-LC35(265)	14054	1300 South Bypass; 200 East to 500 West	Provide Safe Bicycle Route - Parallel to 1300 South and Improve Pedestrian Crossings to access Ballpark TRAX	2015	\$ 458,000	\$ 324,000	\$ -	\$ 324,000	\$ -	\$ -	\$ -	\$ -	\$ -	\$ -	
Salt Lake	Salt Lake City		F-LC35(265)	14055	Bike Share Expansion	Construct Additional Bike Docking Stations/ Purchase Additional Bikes	2015	\$ 2,293,700	\$ 350,000	\$ 350,000	\$ -	\$ -	\$ -	\$ -	\$ -	\$ -	\$ -	
Salt Lake	Salt Lake County		New Project	14944	Grit Mill and Climbing Master Plan; Little Cottonwood Canyon Park & Ride	Construction of Parking Lot/ Trailhead and Restroom and realign SR-210 for access improvements	2016	\$ 822,008	\$ 387,927	\$ 67,592	\$ 320,336	\$ -	\$ -	\$ -	\$ -	\$ -	\$ -	
Salt Lake	Salt Lake County		New Project	14948	3300 South; 3018 East to 3040 East	Complete a 120 Foot Gap in the sidewalk along the south side of 3300 South	2016	\$ 190,200	\$ 186,000	\$ 10,000	\$ 176,000	\$ -	\$ -	\$ -	\$ -	\$ -	\$ -	
Salt Lake	Sandy City		F-LC35(261)	13134	Dry Cree Trail; 10200 South to 10000 South (544 feet)	Constructs a Bicycle/ Pedestrian Facility	2014	\$ 77,300	\$ 72,067	\$ 72,067	\$ -	\$ -	\$ -	\$ -	\$ -	\$ -	\$ -	
Salt Lake	South Jordan		New Project	14950	Daybreak Parkway & Lake Run Intersection	Improve Pedestrain/ Bicycle Crossing facilities (Safe Routes to School Project)	2016	\$ 269,400	\$ 251,162	\$ 10,000	\$ 241,162	\$ -	\$ -	\$ -	\$ -	\$ -	\$ -	
Salt Lake	Taylorsville		New Project	14949	Taylorsville Regional Trail; 5140 South to 5400 South	Reconstruct the Sidewalk & construct a pathway for pedestrians, bicyclists, and other non-motorized forms of transportation across I-215.	2016	\$ 310,500	\$ 268,502	\$ 75,563	\$ 192,939	\$ -	\$ -	\$ -	\$ -	\$ -	\$ -	
Salt Lake	UTA/ Salt Lake		New Project	14951	Downtown SLC Crosswalks; (900 South & 200 West) and (200 South & 600 West)	Make all the Crosswalks Pedestrian Activated Push-button Signals	2016	\$ 200,000	\$ 186,460	\$ 18,646	\$ 167,814	\$ -	\$ -	\$ -	\$ -	\$ -	\$ -	
Salt Lake	West Jordan		New Project	14947	7800 South Jordan River Pedestrian Bridge at 1100 West	Construct New Pedestrian Bridge over the Jordan River	2016	\$ 347,700	\$ 324,161	\$ 32,416	\$ 291,745	\$ -	\$ -	\$ -	\$ -	\$ -	\$ -	

Transportation Alternatives Program (TAP)
2019-2024 Transportation Improvement Program (TIP)

County	Sponsor	Route	Project Number	PIN	Project Information		Year Added to TIP	Estimated Total Project Cost	Original Funds Programmed	Total Amount Obligated	Existing Year	Estimated TAP Funds and Phasing (Fiscal Year)					Concept Development	
					Location/ Limits	Concept/ Type of Improvement					2018	2019	2020	2021	2022	2023	2024	
Salt Lake	Kearns Metro Township		New Project	15926	Kearns Bicycle Route Signing Wayfinding; Kearns Metro Boundaries	Provide wayfinding and route direction with pavement markings, signing and striping to city bike ways, bus stops, schools, industrial parks, trails, and parks.	2017	\$ 80,000	\$ 60,000	\$ -	\$ -	\$ 60,000	\$ -	\$ -	\$ -	\$ -	\$ -	
Salt Lake	Salt Lake City		F-R299(299)	16869	Bike Share Expansion	Construct Additional Bike Docking Stations/ Purchase Additional Bikes	2017	\$ 373,973	\$ 150,000	\$ -	\$ 150,000	\$ -	\$ -	\$ -	\$ -	\$ -	\$ -	
Salt Lake	Salt Lake City		New Project	15927	Transit Stop Improvements; City Wide	This project would include concrete pads, ADA accessibility, and amenities at the busiest and highest need stops.	2017	\$ 200,000	\$ 186,000	\$ -	\$ -	\$ 186,000	\$ -	\$ -	\$ -	\$ -	\$ -	
Salt Lake	Salt Lake County		New Project	15929	Salt Lake County Bicycle Counters	This project will place automatic counters at strategic locations around Salt Lake County to begin collecting vital user data.	2017	\$ 299,900	\$ 200,000	\$ -	\$ -	\$ 200,000	\$ -	\$ -	\$ -	\$ -	\$ -	
Salt Lake	UTA		New Project	15928	Update Bike Cars on FrontRunner	This request is for new bike racks on 10 of UTA’s 16 FrontRunner bike cars.	2017	\$ 194,800	\$ 181,612	\$ -	\$ -	\$ 181,612	\$ -	\$ -	\$ -	\$ -	\$ -	
Salt Lake	West Valley		New Project	15925	Utah & Salt Lake Canal Trail; MVC Trail to 6400 West	Project extends the UTSL Canal Trail to 6400 West, improving access to the regional trail network.	2017	\$ 291,000	\$ 271,299	\$ -	\$ -	\$ 271,299	\$ -	\$ -	\$ -	\$ -	\$ -	
Salt Lake	Cottonwood Heights		New Project	16948	2700 East Sidewalk; 7550 South to 7655 South	Construct Sidewalk (Safe Routes to School Project)	2018	\$ 415,400	\$ 363,038	\$ -	\$ -	\$ -	\$ 363,038	\$ -	\$ -	\$ -	\$ -	
Salt Lake	Kearns Metro Township		New Project	16949	Northwest Avenue Sidewalk; 5415 South to 5570 South	Construct Sidewalk (Safe Routes to School Project)	2018	\$ 208,000	\$ 193,918	\$ -	\$ -	\$ -	\$ 193,918	\$ -	\$ -	\$ -	\$ -	
Salt Lake	UTA		New Project	16950	Salt Lake Urbanized Area Bike Rack Expansion	Replace UTA Bus Bike Racks for two bikes to Bike Racks for three bikes	2018	\$ 91,200	\$ 33,198	\$ -	\$ -	\$ -	\$ 33,198	\$ -	\$ -	\$ -	\$ -	
Salt Lake	Millcreek		New Project	16951	3300 South Sidewalk; 2600 East to 2700 East	Construct Sidewalk (Safe Routes to School Project)	2018	\$ 429,500	\$ 400,423	\$ -	\$ -	\$ -	\$ 400,423	\$ -	\$ -	\$ -	\$ -	

Transportation Alternatives Program (TAP)
2019-2024 Transportation Improvement Program (TIP)

County	Sponsor	Route	Project Number	PIN	Project Information		Year Added to TIP	Estimated Total Project Cost	Original Funds Programmed	Total Amount Obligated	Existing Year	Estimated TAP Funds and Phasing (Fiscal Year)					Concept Development	
					Location/ Limits	Concept/ Type of Improvement					2018	2019	2020	2021	2022	2023	2024	
OGDEN/ LAYTON URBAN AREA																		
Davis	Clinton		New Project	14854	D&RGW Trail Street Crossings at 1300 North and 2300 North	Construct Improvements to Stop midblock crossing and require trail users to cross at the intrsection crosswalks	2016	\$ 111,100	\$ 103,579	\$ -	\$ -	\$ -	\$ -	\$ -	\$ -	\$ -	\$ -	
Davis	Farmington		New Project	14851	200 West and 125 South	Pedestrian Crossing Signal Installation	2016	\$ 148,000	\$ 137,732	\$ -	\$ -	\$ -	\$ -	\$ -	\$ -	\$ -	\$ -	
Davis	Kaysville		New Project	14826	200 North & D&RGW Rail Trail Crossing	Install Bike/ Ped Crossing Signal (HAWK Signal)	2016	\$ 175,200	\$ 116,724	\$ 116,720	\$ -	\$ -	\$ -	\$ -	\$ -	\$ -	\$ -	
Davis	North Salt Lake		F-LC11(58)	12013	Center Street Trail; Redwood Road to Legacy Parkway	New Construction of Trail from Foothills east to the Legacy Parkway Trail	2013	\$ 236,000	\$ 192,000	\$ 192,000	\$ -	\$ -	\$ -	\$ -	\$ -	\$ -	\$ -	
Weber	Ogden		New Project	14057	Grant Promenade; 22nd Street to 2250 Street	Reconstruct Grant Avenue to include Bike Lanes and mid-block Pedestrian Crossings	2015	\$ 444,000	\$ 348,000	\$ -	\$ 348,000	\$ -	\$ -	\$ -	\$ -	\$ -	\$ -	
Weber	Riverdale		New Project	14853	Various Locations throughout the City	Bicycle and Pedestrian - Right of Way Striping and Signage	2016	\$ 69,200	\$ 65,000	\$ -	\$ 65,000	\$ -	\$ -	\$ -	\$ -	\$ -	\$ -	
Weber	South Ogden		New Project	14852	Jefferson Avenue; Madison to 4400 South	Construct Sidewalk (Safe Routes to School Project)	2016	\$ 343,800	\$ 320,525	\$ 41,954	\$ 278,571	\$ -	\$ -	\$ -	\$ -	\$ -	\$ -	
Weber	South Ogden, Washington Terrace, Riverdale		New Project	14856	Three City Alternative Planning Study	Develop a bike and Pedestrian Alternative Transportation Plan to connect the three communities	2016	\$ 96,535	\$ 90,000	\$ 90,000	\$ -	\$ -	\$ -	\$ -	\$ -	\$ -	\$ -	
Weber	West Haven		F-LC57(33)	12166	River Parkway Trail; 1800 South to City Cemetery	New Construction of Bike/ Ped Trail	2014	\$ 1,280,465	\$ 966,311	\$ 107,533	\$ 858,778	\$ -	\$ -	\$ -	\$ -	\$ -	\$ -	
Davis	West Point		F-LC11(57)	12012	200 South Trail; 2000 West to 4000 West	New Construction of Trail from Emigrant Trail to the D&RGW Rail/ Trail	2013	\$ 431,000	\$ 367,000	\$ 367,000	\$ -	\$ -	\$ -	\$ -	\$ -	\$ -	\$ -	
Davis	West Bountiful		New Project	14855	Pages Lane Bike Lanes; 800 West to Legacy Trail	Construct Bike/ Pedestrian Facility	2016	\$ 450,000	\$ 375,000	\$ -	\$ -	\$ -	\$ -	\$ -	\$ -	\$ -	\$ -	
Davis	Davis & Weber County		New Project	15924	Davis and Weber County Bicycle Counters	Project will place automatic counters at strategic locations around Davis and Weber Counties to begin collecting vital user data.	2017	\$ 500,000	\$ 200,000	\$ -	\$ -	\$ 200,000	\$ -	\$ -	\$ -	\$ -	\$ -	
Davis	North Salt Lake		New Project	15922	Orchard Drive Sidewalk; 183 South to 83 South	Construct sidewalk along the eastside of Orchard Drive	2017	\$ 301,400	\$ 271,672	\$ -	\$ -	\$ 271,672	\$ -	\$ -	\$ -	\$ -	\$ -	
Davis	UTA		New Project	15923	Update Bike Cars on FrontRunner	Construct new bike racks on 6 of UTA’s 16 FrontRunner bike cars.		\$ 116,900	\$ 95,000	\$ -	\$ -	\$ 95,000	\$ -	\$ -	\$ -	\$ -	\$ -	
Weber	Plain City		New Project	16952	1975 North; 3600 West to 3525 West	Construct Sidewalk (Safe Routes to School Project)	2018	\$ 360,000	\$ 300,000	\$ -	\$ -	\$ -	\$ 300,000	\$ -	\$ -	\$ -	\$ -	
Davis	Farmington		New Project	16953	State Street and 400 West	Relocate and Signalize Pedestrian Crossing	2018	\$ 250,000	\$ 200,000	\$ -	\$ -	\$ -	\$ 200,000	\$ -	\$ -	\$ -	\$ -	
Davis	Farmington		New Project	16954	326 West Park Lane	Construct missing sidewalk	2018	\$ 76,200	\$ 71,041	\$ -	\$ -	\$ -	\$ 71,041	\$ -	\$ -	\$ -	\$ -	

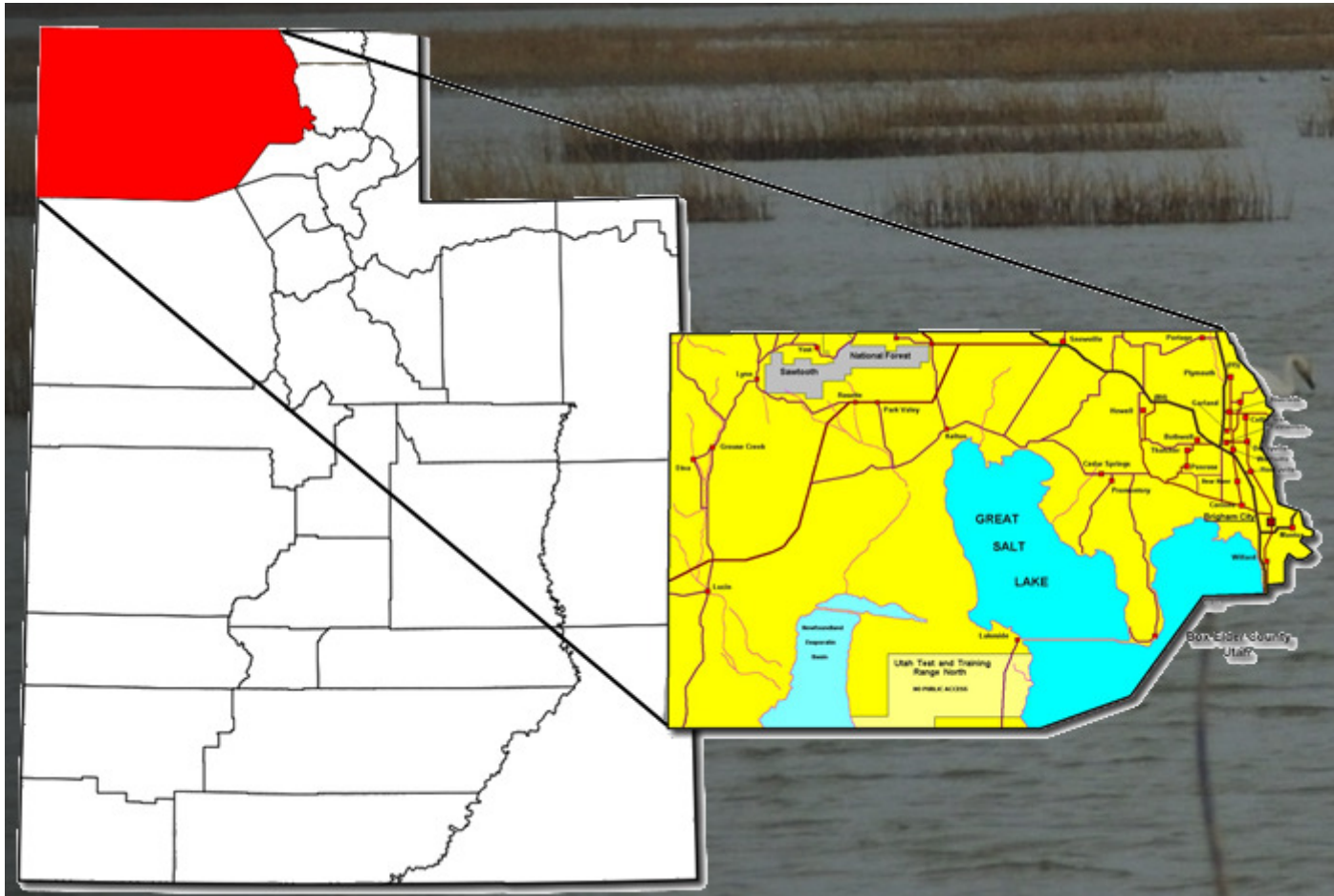
Transportation Alternatives Program (TAP)
2019-2024 Transportation Improvement Program (TIP)

County	Sponsor	Route	Project Number	PIN	Project Information		Year Added to TIP	Estimated Total Project Cost	Original Funds Programmed	Total Amount Obligated	Existing Year	Estimated TAP Funds and Phasing (Fiscal Year)					Concept Development	
					Location/ Limits	Concept/ Type of Improvement					2018	2019	2020	2021	2022	2023	2024	
Funding Swapped with UDOT TAP funds on West Haven 'River Parkway Trail; 1800 South to City Cemetery'																		
OGDEN/ LAYTON URBAN AREA											Federal Funds	Match	Total					
Davis	Clinton		New Project	14854	D&RGW Trail Street Crossings at 1300 North and 2300 North	Construct Improvements to Stop midblock crossing and require trail users to cross at the intrsection crosswalks	2016	\$ 111,100	\$ 103,579	\$ -	\$ 103,579	\$ 7,522	\$ 111,101	\$ -	\$ -	\$ -	\$ -	
Davis	Farmington		New Project	14851	200 West and 125 South	Pedestrian Crossing Signal Installation	2016	\$ 148,000	\$ 137,732	\$ -	\$ 137,732	\$ 10,002	\$ 147,734	\$ -	\$ -	\$ -	\$ -	
Davis	West Bountiful		New Project	14855	Pages Lane Bike Lanes; 800 West to Legacy Trail	Construct Bike/ Pedestrian Facility	2016	\$ 450,000	\$ 375,000	\$ -	\$ 375,000	\$ 27,231	\$ 402,231	\$ -	\$ -	\$ -	\$ -	

Box Elder County

The Wasatch Front Regional Council (WFRC) is responsible for coordinating the transportation planning process in the Salt Lake/ West Valley and the Ogden/ Layton urbanized areas as the designated Metropolitan Planning Organization (MPO).

Only the projects within the urbanized boundaries of the Ogden/ Layton area (Brigham City, Perry, and Willard) are actually part of the WFRC 2019-2024 Transportation Improvement Program (TIP). All other projects in the Box Elder County section of this table are listed for reference only.





DRAFT

DRAFT for Release for PUBLIC COMMENT

UDOT electronic Program Management

Statewide Transportation Improvement Program



STIP 2019-2024

Report Run on: Sep 04, 2018, 05:59 A.M.

epm345_stip_report (Rev 1165)

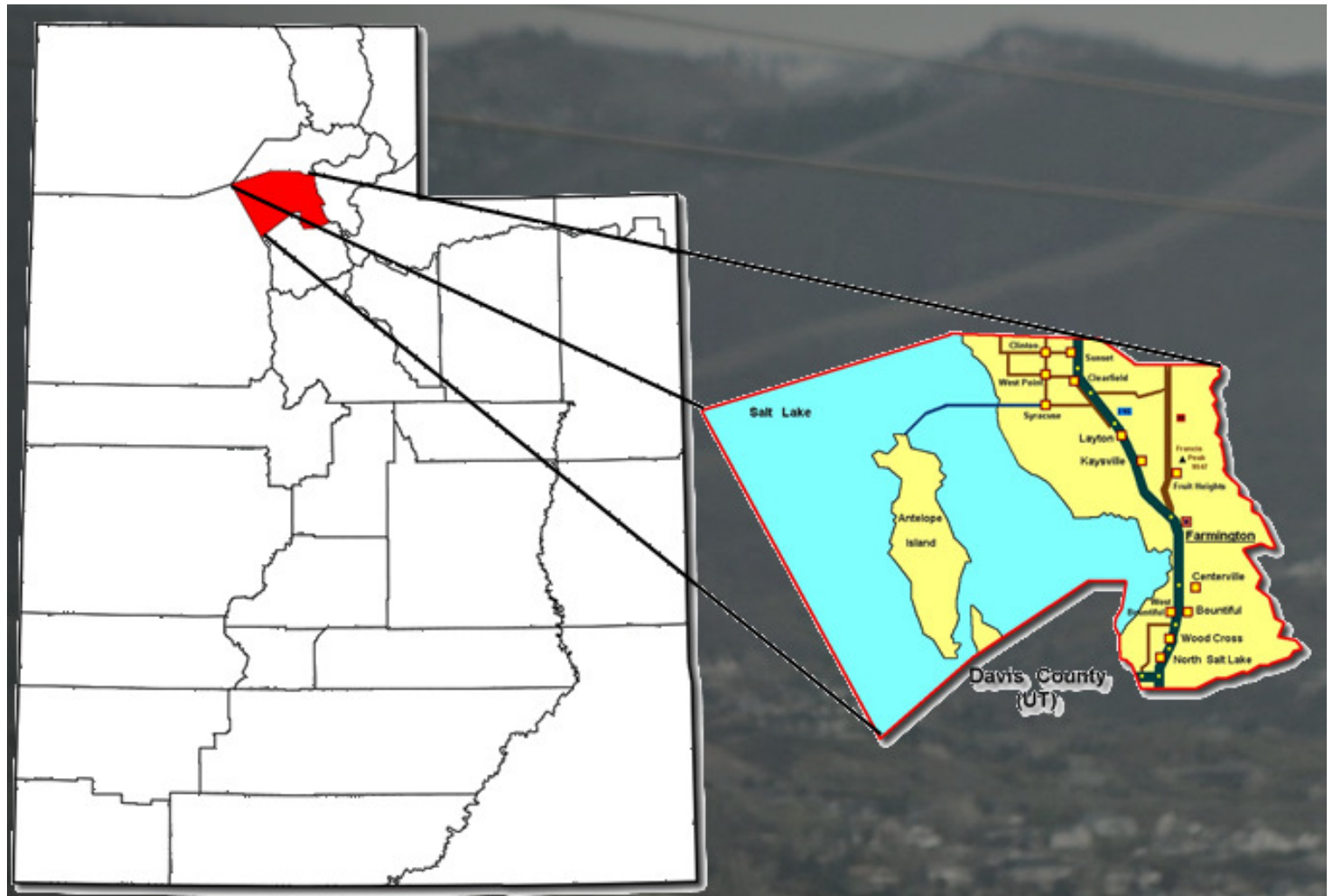
Region	PIN	Status	Project No.	Rt.	Beg	Len	PIN Description / Project Location				Concept Description				
		Fund	Prior		2019		2020	2021	2022		CD	Total	Fed Aid	State	Other
Box Elder County Projects															
BOX EL	15677	STIP	F-0089(456)423	89	423	9	US-89; SR-126 to Perry				High Volume				
		To Be Adv Dt:					US-89; MP 423.31 - 432.52								
		NHPP_NHS			\$0		\$0	\$0	\$0	\$0	\$20,000,000	\$20,000,000	\$18,646,000	\$1,354,000	\$0
BOX EL	15637	Active	F-0102(13)15	102	15		SR-102; MP 15.33 - 15.55				Intersection Modification				
		To Be Adv Dt:	08/29/18				SR-102; MP 15.34 - 15.55								
		CMAQ_BOX_ELD			\$787,980		\$4	\$0	\$0	\$0	\$0	\$787,984	\$734,637	\$0	\$53,347
BOX EL	11476	Undr Const	S-0240(2)0	240			I-15; Honeyville Interchange, F-24				Replacement and Rehabilitation - Structure				
		Adv Dt:	04/29/17				SR-240; MP .04 - .17								
		NHPP_BR			\$0		\$0	\$0	\$0	\$0	\$0	\$0	\$0	\$0	\$0
		ST_BRIDGE			\$3,441,292		\$890,386	\$0	\$0	\$0	\$0	\$4,331,678	\$0	\$4,331,678	\$0
		ST_GF_BRIDGE			\$700,000		\$0	\$0	\$0	\$0	\$0	\$700,000	\$0	\$700,000	\$0
		Total			\$4,141,292		\$890,386	\$0	\$0	\$0	\$0	\$5,031,678	\$0	\$5,031,678	\$0
BOX EL	16938	Funding	NEWPROJ(16938)	1098	1		1200 West Box Elder Creek Bridge at 600 North				New Bridge/Bridge Replacement				
		To Be Adv Dt:					Cnty:FA-1098; MP .81 - .81								
NEW		LOCAL_GOVT			\$0		\$0	\$0	\$0	\$53,000	\$53,000	\$53,000	\$0	\$0	\$53,000
		STP_URB_O/L			\$0		\$0	\$0	\$0	\$1,697,000	\$1,697,000	\$1,697,000	\$1,582,113	\$0	\$114,887
		Total			\$0		\$0	\$0	\$0	\$1,750,000	\$1,750,000	\$1,750,000	\$1,582,113	\$0	\$167,887
BOX EL	14777	Active	F-LC03(24)	MULT			Iowa String Bridges - 003025D & 003021C				Off-System Bridge				
		To Be Adv Dt:	10/18/18				Cnty:FA-1104; MP 1.19 - 1.19 & Cnty:FA-1104; MP 4.43 - 4.43 & Route 1104 (6800 West / Iowa String Road) at 2880 North and 150 North								
		STP_BR			\$457,000		\$1,149,000	\$0	\$0	\$0	\$0	\$1,606,000	\$1,497,274	\$0	\$108,726
BOX EL	13932	Scoping	F-LC03(22)	OTHER			750 North 200 West, Willard City				Intersection Modification				
		Will Not Adv					750 North 200 West, Willard City, Utah								
		CMAQ_BOX_ELD			\$0		\$91,172	\$0	\$0	\$0	\$0	\$91,172	\$85,000	\$0	\$6,172
BOX EL	14841	STIP	F-LC03(25)	OTHER			1200 West; 3600 S. to S. Perry Boundry Extension				TIF - Transportation Investment Fund				
		To Be Adv Dt:					1200 West; 3600 South to Southern Perry Boundary								
		STP_URB_O/L			\$0		\$0	\$0	\$0	\$2,406,700	\$2,406,700	\$2,406,700	\$2,243,766	\$0	\$162,934
BOX EL	14848	STIP	F-LC03(26)	OTHER			1200 W; 2250 S. to 775 W., Bike Trail, Perry				Pedestrian/Bike facility				
		To Be Adv Dt:					1200 West, 2250 South to 775 West								
		CMAQ_BOX_ELD			\$0		\$0	\$0	\$0	\$695,000	\$695,000	\$695,000	\$647,949	\$0	\$47,052
BOX EL	13930	Undr Const	F-LC03(20)				Brigham City - Alternative Fuel Vehicle				Local/MPO/Other Agency Pass-Through				
		Will Not Adv					Brigham City								
		CMAQ_BOX_ELD			\$105,000		\$0	\$0	\$0	\$0	\$0	\$105,000	\$97,892	\$0	\$7,109

Davis County

The Wasatch Front Regional Council (WFRC) is responsible for coordinating the transportation planning process in the Salt Lake/ West Valley and the Ogden/ Layton urbanized areas as the designated Metropolitan Planning Organization (MPO).

The Cities of Davis County include;

Bountiful
Centerville
Clearfield
Clinton
Farmington
Fruit Heights
Kaysville
Layton
North Salt Lake
South Weber
Sunset
Syracuse
West Bountiful
West Point
Woods Cross





DRAFT

DRAFT for Release for PUBLIC COMMENT

UDOT electronic Program Management

Statewide Transportation Improvement Program



STIP 2019-2024

Report Run on: Sep 04, 2018, 05:59 A.M.

epm345_stip_report (Rev 1165)

Region	PIN	Status	Project No.	Rt.	Beg Len	PIN Description / Project Location				Concept Description			State	Other
		Fund	Prior		2019	2020	2021	2022		CD	Total	Fed Aid		
Davis County Projects														
DAVIS	15022	Scoping Will Not Adv	S-0037(13)		37	2	SR-37; Corridor Preservation				Corridor Preservation			
		ST_CORR_PRES			\$3,292,709	\$0	\$0	\$0	\$0	\$0	\$3,292,709	\$0	\$3,292,709	\$0
DAVIS	6552	Scoping Will Not Adv	F-0037(4)0		37	2	1800 NO. (SR-37) 2000 W, to I-15 Enviro. Study							
		STP_URB_O/L			\$1,828,582	\$531,174	\$0	\$0	\$0	\$0	\$2,359,755	\$2,200,000	\$159,755	\$0
		ST_CONCPT_D1			\$0	\$16,583	\$0	\$0	\$0	\$0	\$16,583	\$0	\$16,583	\$0
		Total			\$1,828,582	\$547,756	\$0	\$0	\$0	\$0	\$2,376,338	\$2,200,000	\$176,338	\$0
DAVIS	13363	Undr Const Will Not Adv	S-R199(190)		68	66	FY2015 Region One TAP, North Salt Lake				Trails			
		LOCAL_GOV			\$0	\$0	\$0	\$0	\$0	\$0	\$0	\$0	\$0	\$0
		L_PASS_MATCH			\$0	\$34,250	\$0	\$0	\$0	\$0	\$34,250	\$0	\$0	\$34,250
		ST_PVMT			\$0	\$98,750	\$0	\$0	\$0	\$0	\$98,750	\$0	\$98,750	\$0
		Total			\$0	\$133,000	\$0	\$0	\$0	\$0	\$133,000	\$0	\$98,750	\$34,250
DAVIS	13480	Scoping Will Not Adv	S-R199(198)		89	399	US-89; Nicholls Rd Grade Separation, Frontage Rds.				New Capacity			
		ST_CONCPT_D1			\$18,981	\$33,147	\$0	\$0	\$0	\$0	\$52,128	\$0	\$52,128	\$0
		ST_TIF			\$900,255	\$1,099,745	\$0	\$0	\$0	\$0	\$2,000,000	\$0	\$2,000,000	\$0
		Total			\$919,236	\$1,132,892	\$0	\$0	\$0	\$0	\$2,052,128	\$0	\$2,052,128	\$0
DAVIS	10021	Scoping Will Not Adv	F-LC11(48)		89	400	Fruit Heights / Kaysville 400/200 North				UTA/Transit			
		CMAQ_WFRC			\$0	\$1,322,536	\$0	\$0	\$0	\$0	\$1,322,536	\$1,233,000	\$0	\$89,536
DAVIS	13120	STIP To Be Adv Dt: 09/06/16	F-LC11(59)		89	399	Nicholls Road / US-89 Grade Searation				PE			
		STP_URB_O/L			\$0	\$0	\$0	\$0	\$0	\$1,081,100	\$1,081,100	\$1,007,910	\$0	\$73,190
DAVIS	15917	STIP To Be Adv Dt:	F-0105(8)1		105	1	Parrish Lane (SR105) 400 West Intersec Centerville				Intersection Improvements			
		CMAQ_WFRC			\$0	\$0	\$0	\$0	\$0	\$1,909,300	\$1,909,300	\$1,780,040	\$0	\$129,260
DAVIS	16933	Funding To Be Adv Dt:	NEWPROJ(16933)		106	8	1 Main Street (SR-106); Park Lane to Shepard Lane				Reconstruct & Widening			
NEW		STP_URB_O/L			\$0	\$0	\$0	\$0	\$0	\$1,986,400	\$1,986,400	\$1,851,921	\$0	\$134,479
DAVIS	11477	Undr Const Adv Dt: 12/15/16	S-0108(33)4		108	4	2 SR-108; SR-127 to SR-107				Widen Existing Facility			
		L_BETTERMENT			\$1,743,889	\$212,505	\$0	\$0	\$0	\$0	\$1,956,394	\$0	\$0	\$1,956,394
		ST_CONCPT_D1			\$13,396	\$4,434	\$0	\$0	\$0	\$0	\$17,829	\$0	\$17,829	\$0
		ST_TIF			\$42,809,162	\$7,190,838	\$0	\$0	\$0	\$0	\$50,000,000	\$0	\$50,000,000	\$0
		ST_TIF_SB229			\$0	\$0	\$0	\$0	\$0	\$0	\$0	\$0	\$0	\$0
		Total			\$44,566,447	\$7,407,777	\$0	\$0	\$0	\$0	\$51,974,224	\$0	\$50,017,829	\$1,956,394



DRAFT

DRAFT for Release for PUBLIC COMMENT

UDOT electronic Program Management Statewide Transportation Improvement Program



STIP 2019-2024

Report Run on: Sep 04, 2018, 05:59 A.M.

epm345_stip_report (Rev 1165)

Region	PIN	Status Fund	Project No. Prior	Rt.	Beg	Len	PIN Description / Project Location				Concept Description			State	Other
					2019		2020	2021	2022		CD	Total	Fed Aid		
Davis County Projects															
DAVIS	15680	STIP To Be Adv Dt: ST_TIF	S-0108(36)6	108	6	2	SR-108; 300 North to 1800 North SR-108; MP 6.00 - 7.51				Widen Existing Facility				
					\$0	\$0	\$0	\$4,000,000	\$7,000,000	\$49,000,000		\$60,000,000	\$0	\$60,000,000	\$0
DAVIS	16954	Funding To Be Adv Dt: NEW TAP_URB_O/L	NEWPROJ(16954)	225	1		Park Lane & 326 West Sidewalk - Farmington SR-225; MP .66 - .68				Pedestrian/Bike facility				
					\$0	\$0	\$76,200	\$0	\$0	\$0		\$76,200	\$71,041	\$0	\$5,159
DAVIS	14851	Scoping Will Not Adv ST_PVMT_TAP TAP_URB_WFRC	S-LC11(70)	227			200 W. & 125 S., Ped. Crossing Signal, Farmington SR-227; MP .30 - .32				Pedestrian/Bike facility				
					\$0	\$137,732	\$0	\$0	\$0	\$0		\$137,732	\$0	\$137,732	\$0
					\$0	\$0	\$0	\$0	\$0	\$0		\$0	\$0	\$0	\$0
			Total		\$0	\$137,732	\$0	\$0	\$0	\$0		\$137,732	\$0	\$137,732	\$0
DAVIS	15922	STIP To Be Adv Dt: LOCAL_GOV TAP_URB_WFRC	F-1380(2)1	1380			Orchard Dr. Sidewalk; 83 So to 183 So. South Side Cnty:FA-1380; MP .08 - .43				Pedestrian/Bicycle Safety				
					\$0	\$0	\$0	\$0	\$0	\$10,000		\$10,000	\$0	\$0	\$10,000
					\$0	\$0	\$0	\$0	\$0	\$291,400		\$291,400	\$271,672	\$0	\$19,728
			Total		\$0	\$0	\$0	\$0	\$0	\$301,400		\$301,400	\$271,672	\$0	\$29,728
DAVIS	16937	Funding To Be Adv Dt: NEW STP_URB_O/L	NEWPROJ(16937)	1384			Main Street; Center Street to 350 North - NSL Cnty:FA-1384; MP .19 - .64				Reconstruct no widening				
					\$0	\$0	\$0	\$0	\$0	\$1,312,200		\$1,312,200	\$1,223,364	\$0	\$88,836
DAVIS	14042	Undr Const Adv Dt: 02/03/18 R/H_HZ_ELM90 STP_URB_O/L	F-LC11(65)	1410	1		1500 South Phase 3; 1350 West to 1100 West Cnty:FA-1410; MP .57 - .95 & 1500 South Phase 3; 1350 West to 1100 West				Reconstruct & Widening				
					\$20,000	\$0	\$0	\$0	\$0	\$0		\$20,000	\$18,000	\$0	\$2,000
					\$2,953,570	\$150,030	\$0	\$0	\$0	\$0		\$3,103,600	\$2,893,486	\$0	\$210,114
			Total		\$2,973,570	\$150,030	\$0	\$0	\$0	\$0		\$3,123,600	\$2,911,486	\$0	\$212,114
DAVIS	16953	Funding To Be Adv Dt: NEW TAP_URB_O/L	NEWPROJ(16953)	1454	1		State Street and 400 West Ped Crossing and Signal Cnty:FA-1454; MP .81 - .84				Pedestrian/Bike facility				
					\$0	\$0	\$250,000	\$0	\$0	\$0		\$250,000	\$233,075	\$0	\$16,925
DAVIS	15899	STIP To Be Adv Dt: LOCAL_GOV STP_URB_O/L	F-1492(1)2	1492	2	1	800 North; 2000 W to 3000 W, Clinton/ West Point Cnty:FA-1492; MP 1.51 - 2.51				Reconstruct & Widening				
					\$0	\$0	\$0	\$0	\$0	\$1,356,352		\$1,356,352	\$0	\$0	\$1,356,352
					\$0	\$0	\$0	\$0	\$0	\$3,217,848		\$3,217,848	\$3,000,000	\$0	\$217,848
			Total		\$0	\$0	\$0	\$0	\$0	\$4,574,200		\$4,574,200	\$3,000,000	\$0	\$1,574,200
DAVIS	11268	Scoping To Be Adv Dt: 05/20/20 ST_TIF	S-R199(229)	MULT			West Davis Highway SR-67; West Davis Corridor Construction, Davis Co.				New Capacity				
					\$12,250,000	\$30,000,000	\$20,000,000	\$10,000,000	\$127,000,000	\$410,000,000		\$609,250,000	\$0	\$609,250,000	\$0
DAVIS	15678	STIP To Be Adv Dt: NHPP_IM	F-I15-7(343)319	MULT			I-15; Pages Lane to Lagoon I-15; MP 318.50 - 324.75 & I-15; MP 318.50 - 324.75				High Volume				
					\$0	\$0	\$0	\$0	\$0	\$40,000,000		\$40,000,000	\$37,672,000	\$2,328,000	\$0



DRAFT

DRAFT for Release for PUBLIC COMMENT

UDOT electronic Program Management Statewide Transportation Improvement Program



STIP 2019-2024

Report Run on: Sep 04, 2018, 05:59 A.M.

epm345_stip_report (Rev 1165)

Region	PIN	Status	Project No.	Rt. Beg Len	PIN Description / Project Location				Concept Description			
		Fund	Prior	2019	2020	2021	2022	CD	Total	Fed Aid	State	Other
Davis County Projects												
DAVIS	15682	STIP	S-I15-8(157)336	MULT	I-15; 1800 North Interchange				New Interchange on Existing Freeway			
		To Be Adv Dt:			I-15; MP 336.40 - 337.40 & I-15; MP 336.40 - 337.40 & SR-37; MP .00 - 2.00 & To add the map for the widening of roadway on sr-37							
		ST_TIF		\$0	\$0	\$0	\$0	\$90,000,000	\$90,000,000	\$0	\$90,000,000	\$0
DAVIS	15684	Scoping	S-I15-7(340)325	MULT	I-15; Shepard Lane Interchange				New Interchange on Existing Freeway			
		To Be Adv Dt: 05/04/22			I-15; MP 325.20 - 326.00 & I-15; MP 325.20 - 326.00							
		ST_TIF		\$0	\$800,000	\$200,000	\$2,500,000	\$43,500,000	\$0	\$47,000,000	\$0	\$47,000,000
DAVIS	14843	Scoping	F-LC11(68)	MULT	500 West; 2000 S. to SR-108, Extension, Clearfield				TIF - Transportation Investment Fund			
		To Be Adv Dt: 11/29/19			500 West; 2000 South to SR-108							
		STP_URB_O/L		\$10,726	\$0	\$0	\$0	\$4,657,974	\$4,668,700	\$4,352,629	\$0	\$316,071
DAVIS	14854	Scoping	S-LC11(71)	MULT	D&RGW Trail Crossings; 1300 N. & 2300 N., Clinton				Pedestrian/Bike facility			
		Will Not Adv			D&RGW at 1300 N. and 2300 N.							
		ST_PVMT_TAP		\$0	\$103,579	\$0	\$0	\$0	\$103,579	\$0	\$103,579	\$0
		TAP_URB_WFRC		\$0	\$0	\$0	\$0	\$0	\$0	\$0	\$0	\$0
		Total		\$0	\$103,579	\$0	\$0	\$0	\$103,579	\$0	\$103,579	\$0
DAVIS	7176	Scoping	S-0067(14)0	OTHER	West Davis Corridor EIS				Document EA/EIS			
		Will Not Adv			West Davis Corridor							
		ST_GF_CHN		\$9,453,585	\$46,415	\$0	\$0	\$0	\$9,500,000	\$0	\$9,500,000	\$0
		ST_TIF		\$2,250,000	\$0	\$0	\$0	\$0	\$2,250,000	\$0	\$2,250,000	\$0
		ST_TIF_SB229		\$5,000,000	\$0	\$0	\$0	\$0	\$5,000,000	\$0	\$5,000,000	\$0
		Total		\$16,703,585	\$46,415	\$0	\$0	\$0	\$16,750,000	\$0	\$16,750,000	\$0
DAVIS	7318	Active	S-R199(50)	OTHER	West Davis Corridor Preservation							
		Will Not Adv			West Davis Corridor							
		L_CORR_DAVIS		\$12,861,887	\$2,753,565	\$0	\$0	\$0	\$15,615,452	\$0	\$0	\$15,615,452
		L_CORR_MATCH		\$2,844,501	\$0	\$0	\$0	\$0	\$2,844,501	\$0	\$0	\$2,844,501
		Total		\$15,706,388	\$2,753,565	\$0	\$0	\$0	\$18,459,953	\$0	\$0	\$18,459,953
DAVIS	13121	Undr Const	S-LC11(60)	OTHER	200 North & Angel Street Intersection				Intersection Modification			
		Will Not Adv			200 North and Angel Street, Kaysville							
		L_PASS_MATCH		\$0	\$287,148	\$0	\$0	\$0	\$287,148	\$0	\$0	\$287,148
		STP_URB_O/L		\$0	\$0	\$0	\$0	\$0	\$0	\$0	\$0	\$0
		ST_TIF		\$0	\$0	\$0	\$0	\$0	\$0	\$0	\$0	\$0
		ST_TIF_EXCH		\$1,300,498	\$1,283,836	\$0	\$0	\$0	\$2,584,334	\$0	\$2,584,334	\$0
		Total		\$1,300,498	\$1,570,984	\$0	\$0	\$0	\$2,871,482	\$0	\$2,584,334	\$287,148
DAVIS	14844	STIP	F-LC11(69)	OTHER	Gordon Ave.; 1600 E. to US-89, PE & ROW, Layton				PE			
		To Be Adv Dt:			Gordon Ave.; 1600 E. to US-89							
		STP_URB_O/L		\$0	\$0	\$0	\$0	\$3,500,000	\$3,500,000	\$3,263,050	\$0	\$236,950
DAVIS	14849	Scoping	F-LC11(73)	OTHER	2000 West & 1300 North Intersection, Clinton				Intersection Modification			
		To Be Adv Dt: 04/29/22			2000 West & 1300 North, Clinton							
		CMAQ_WFRC		\$0	\$0	\$0	\$0	\$590,600	\$590,600	\$550,616	\$39,984	\$0



DRAFT

DRAFT for Release for PUBLIC COMMENT

UDOT electronic Program Management

Statewide Transportation Improvement Program



STIP 2019-2024

Report Run on: Sep 04, 2018, 05:59 A.M.

epm345_stip_report (Rev 1165)

Region	PIN	Status	Project No.	Rt.	Beg Len	PIN Description / Project Location				Concept Description				
		Fund		Prior	2019	2020	2021	2022	CD	Total	Fed Aid	State	Other	
Davis County Projects														
DAVIS	14855	Scoping Will Not Adv	S-LC11(72)		OTHER	Pages Lane; 800 W. to SR-67, Bike Lane, W. Btfl. Pages Lane; 800 West to SR-67				Pedestrian/Bike facility				
		L_PASS_MATCH		\$0	\$75,000	\$0	\$0	\$0	\$0	\$75,000	\$0	\$0	\$75,000	
		ST_PVMT_TAP		\$0	\$375,000	\$0	\$0	\$0	\$0	\$375,000	\$0	\$375,000	\$0	
		TAP_URB_WFRC		\$0	\$0	\$0	\$0	\$0	\$0	\$0	\$0	\$0	\$0	
		Total		\$0	\$450,000	\$0	\$0	\$0	\$0	\$450,000	\$0	\$375,000	\$75,000	
DAVIS	15915	STIP To Be Adv Dt:	F-R199(238)		OTHER	Davis County Ski Bus, Layton to Snow Basin, Layton Commuter Rail Layton Station to Snow Basin via Layton Hills Mall Area Hotels and Park and Ride Lots				Transportation Alternatives				
		CMAQ_WFRC		\$0	\$0	\$0	\$0	\$0	\$979,116	\$979,116	\$912,830	\$0	\$66,286	
		LOCAL_GOV		\$0	\$0	\$0	\$0	\$0	\$40,884	\$40,884	\$0	\$0	\$40,884	
		Total		\$0	\$0	\$0	\$0	\$0	\$1,020,000	\$1,020,000	\$912,830	\$0	\$107,170	
DAVIS	15924	STIP Will Not Adv	F-R199(237)		OTHER	Davis/ Weber Bicycle Counters Davis/Weber County Bicycle Counters				Transportation Alternatives				
		LOCAL_GOV		\$0	\$0	\$0	\$0	\$0	\$285,477	\$285,477	\$0	\$0	\$285,477	
		TAP_URB_WFRC		\$0	\$0	\$0	\$0	\$0	\$214,523	\$214,523	\$200,000	\$0	\$14,523	
		Total		\$0	\$0	\$0	\$0	\$0	\$500,000	\$500,000	\$200,000	\$0	\$300,000	
DAVIS	16935	Funding To Be Adv Dt:	NEWPROJ(16935)		OTHER	WDC Connector; West Davis to Shepard Ln & I-15 A new road connecting the proposed Shepard Lane interchange on I-15 to the West Davis Corridor and Sunset Drive				New Capacity				
NEW		LOCAL_GOV		\$0	\$0	\$0	\$0	\$0	\$6,221,350	\$6,221,350	\$0	\$0	\$6,221,350	
		STP_URB_O/L		\$0	\$0	\$0	\$0	\$0	\$4,612,250	\$4,612,250	\$4,300,001	\$0	\$312,249	
		Total		\$0	\$0	\$0	\$0	\$0	\$10,833,600	\$10,833,600	\$4,300,001	\$0	\$6,533,599	
DAVIS	4955	Active Will Not Adv	SP-9999(807)			West Davis Corridor; Corridor Preservation North Legacy Corridor; N Ext. of Legacy Parkway								
		ST_CORR_PRES		\$39,899,590	\$405,971	\$0	\$0	\$0	\$0	\$40,305,561	\$0	\$40,305,561	\$0	
DAVIS	11990	Active Will Not Adv	F-LC11(50)			Transportation and Land Use Connection Program Project Planning Support -Weber & Davis County				Local/MPO/Other Agency Pass-Through				
		STP_URB_O/L		\$943,902	\$0	\$0	\$0	\$0	\$0	\$943,902	\$880,000	\$0	\$63,902	
		ST_TRANS_SOL		\$0	\$150,000	\$0	\$0	\$0	\$0	\$150,000	\$0	\$150,000	\$0	
		Total		\$943,902	\$150,000	\$0	\$0	\$0	\$0	\$1,093,902	\$880,000	\$150,000	\$63,902	
DAVIS	11996	Scoping To Be Adv Dt: 08/20/20	F-LC11(53)			800 North; Main St (SR-126) to 450 West 800 North; Main St (SR-126) to 450 West				Reconstruct no widening				
		STP_URB_O/L		\$0	\$2,411,241	\$0	\$0	\$0	\$0	\$2,411,241	\$2,248,000	\$0	\$163,241	
		ST_CONCPT_D1		\$3,513	\$0	\$0	\$0	\$0	\$0	\$3,513	\$0	\$3,513	\$0	
		ST_CONT_PG		\$0	\$10,726	\$0	\$0	\$0	\$0	\$10,726	\$0	\$10,726	\$0	
		Total		\$3,513	\$2,421,967	\$0	\$0	\$0	\$0	\$2,425,480	\$2,248,000	\$14,239	\$163,241	
DAVIS	11997	Scoping To Be Adv Dt: 09/22/20	F-LC11(54)			300 North; 1000 West to 2000 West 300 North; 1000 West to 2000 West				Reconstruct no widening				
		STP_URB_O/L		\$0	\$2,670,814	\$0	\$0	\$0	\$0	\$2,670,814	\$2,490,000	\$0	\$180,814	
		ST_CONCPT_D1		\$1,540	\$346	\$0	\$0	\$0	\$0	\$1,886	\$0	\$1,886	\$0	
		ST_CONT_PG		\$346	\$10,380	\$0	\$0	\$0	\$0	\$10,726	\$0	\$10,726	\$0	
		Total		\$1,886	\$2,681,540	\$0	\$0	\$0	\$0	\$2,683,426	\$2,490,000	\$12,612	\$180,814	



DRAFT

DRAFT for Release for PUBLIC COMMENT

UDOT electronic Program Management

Statewide Transportation Improvement Program



STIP 2019-2024

Report Run on: Sep 04, 2018, 05:59 A.M.

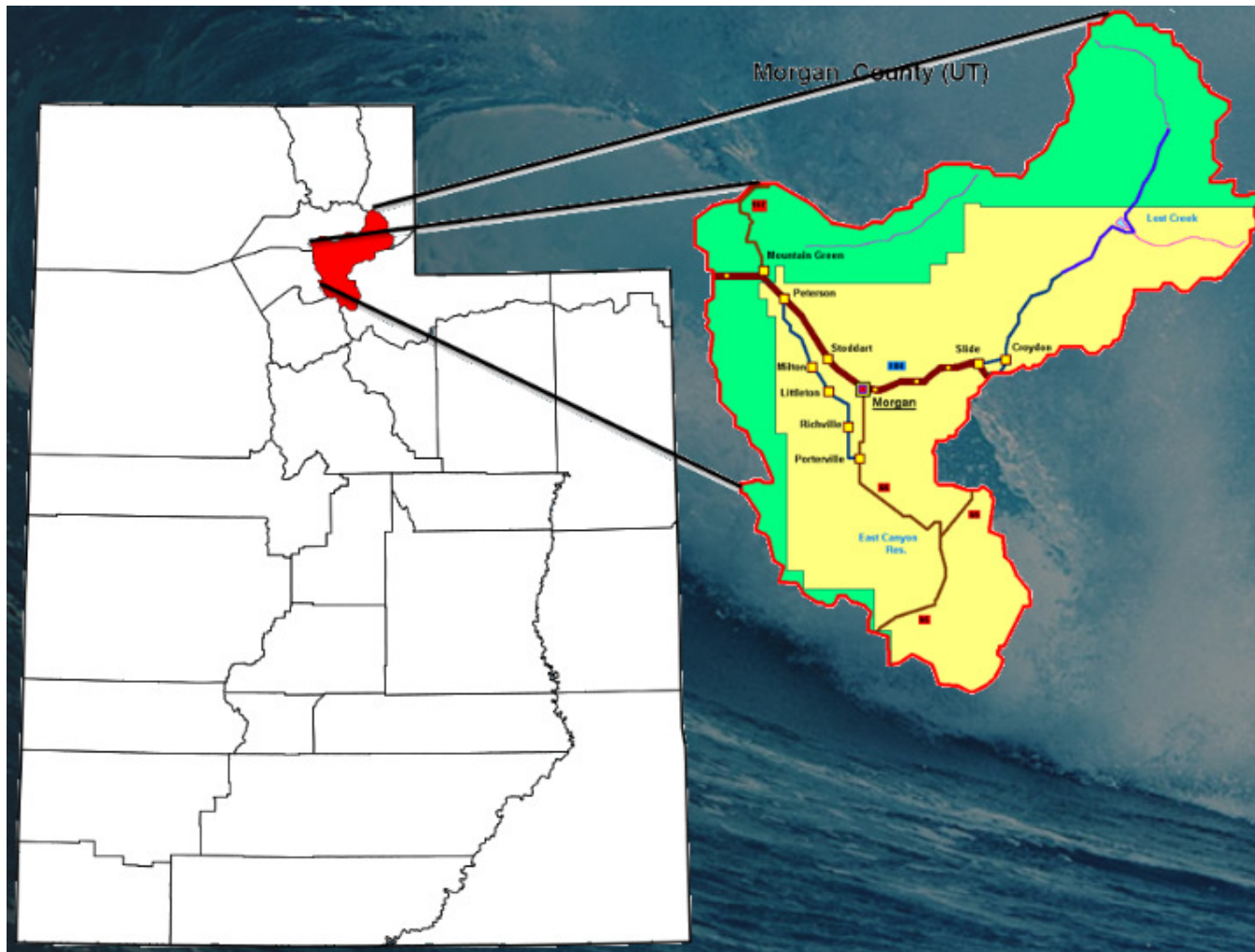
epm345_stip_report (Rev 1165)

Region	PIN	Status	Project No.	Rt.	Beg Len	PIN Description / Project Location				Concept Description						
		Fund	Prior		2019	2020	2021	2022	CD	Total	Fed Aid	State	Other			
Davis County Projects																
DAVIS	14043	Active	F-LC11(63)			Bluff Road; 550 West (on Gentile) to 1000 West				Reconstruct & Widening						
						Bluff Road; 550 West (on Gentile) to 1000 West										
						STP_URB_O/L	\$386,142	\$589,939	\$643,570	\$1,608,924	\$0	\$0	\$3,228,575	\$3,010,000	\$0	\$218,575
DAVIS	14044	STIP	F-LC11(64)			Layton FrontRunner Station Parking				UTA/Transit						
						Layton FrontRunner Station Parking										
						STP_URB_O/L	\$0	\$1,083,342	\$1,061,890	\$0	\$0	\$0	\$2,145,232	\$2,000,000	\$0	\$145,232
DAVIS	14053	STIP	F-LC11(67)			TOD Ped/ Bike Bridge; FrontRunner Sta. to Freeport				Pedestrian/Bicycle Safety						
						Clearfield City TOD Ped/ Bike Bridge; FrontRunner Station to Freeport Center										
						CMAQ_WFRC	\$0	\$268,154	\$536,308	\$0	\$0	\$965,354	\$1,769,816	\$1,649,999	\$0	\$119,817

Morgan County

Morgan County and its lone municipality joined the Regional Council in 1972. And like Tooele County, Morgan County is not within the Urbanized Boundaries of Wasatch Front Regional Council (WFRC), but they are a member of the Regional Council Board and as such, their projects are included in the WFRC TIP as a resource to the County and the City.

Morgan City is the only incorporated city in Morgan County.





DRAFT

DRAFT for Release for PUBLIC COMMENT

UDOT electronic Program Management Statewide Transportation Improvement Program



STIP 2019-2024

Report Run on: Sep 04, 2018, 05:59 A.M.

epm345_stip_report (Rev 1165)

Region	PIN	Status	Project No.	Rt.	Beg Len	PIN Description / Project Location				Concept Description				
		Fund	Prior		2019	2020	2021	2022	CD	Total	Fed Aid	State	Other	
Morgan County Projects														
MORGAN	15896	Scoping Will Not Adv	S-0167(7)2	167	2	SR-167; I-84 Mtn. Green Interchange SR-167; MP 1.50 - 1.65				Corridor Preservation				
		ST_CORR_PRES			\$60,000	\$0	\$0	\$0	\$0	\$0	\$60,000	\$0	\$60,000	\$0
MORGAN	16512	Funding To Be Adv Dt:	NEWPROJ(16512)	1972	9	4300 N over UPRR Bridge Replacement, 029007F Cnty:FA-1972; MP 8.69 - 8.78				Replacement and Rehabilitation - Structure				
NEW		NHPP_BR			\$0	\$0	\$2,802,000	\$0	\$0	\$0	\$2,802,000	\$2,612,305	\$0	\$189,695
MORGAN	12624	Scoping To Be Adv Dt: 03/28/19	F-R199(194)	1980		Devil's Slide Bridge, Near Croydon, 029014D Cnty:FA-1980; MP .00 - .14				Rehabilitation or Replacement				
		STP_BRIDGE			\$300,000	\$1,900,000	\$0	\$0	\$0	\$0	\$2,200,000	\$2,051,060	\$0	\$148,940
MORGAN	4950	Awarded Adv Dt:	BRO-LC29(7)	MULT		Stoddard Lane over Weber River Stoddard Lane over Weber River				Off-System Bridge				
		BR_OFF	01/20/18		\$167,397	\$0	\$0	\$0	\$0	\$0	\$167,397	\$133,918	\$0	\$33,479
		STP_BR			\$1,546,367	\$6,236	\$0	\$0	\$0	\$0	\$1,552,603	\$1,447,492	\$0	\$105,111
		Total			\$1,713,764	\$6,236	\$0	\$0	\$0	\$0	\$1,720,000	\$1,581,409	\$0	\$138,591
MORGAN	16595	Funding To Be Adv Dt:	NEWPROJ(16595)	OTHER		Young Street Bridge and Connector Road Young Street Bridge and Connector Road				Non-Urban				
NEW		LOCAL_GOV			\$0	\$0	\$165,976	\$1,493,792	\$0	\$0	\$1,659,768	\$0	\$0	\$1,659,768
		STP_RURAL			\$0	\$0	\$214,523	\$1,930,709	\$0	\$0	\$2,145,232	\$2,000,000	\$0	\$145,232
		Total			\$0	\$0	\$380,499	\$3,424,501	\$0	\$0	\$3,805,000	\$2,000,000	\$0	\$1,805,000
MORGAN	13886	STIP To Be Adv Dt:	F-LC29(10)	OTHER		Morgan Valley Drive, Peterson to Porterville Morgan Valley Drive, Peterson to Porterville				Non-Urban				
		LOCAL_GOV			\$0	\$0	\$34,768	\$0	\$0	\$0	\$34,768	\$0	\$0	\$34,768
		STP_RURAL			\$0	\$214,523	\$1,930,709	\$0	\$0	\$0	\$2,145,232	\$2,000,000	\$0	\$145,232
		Total			\$0	\$214,523	\$1,965,477	\$0	\$0	\$0	\$2,180,000	\$2,000,000	\$0	\$180,000

Salt Lake County

The Wasatch Front Regional Council (WFRC) is responsible for coordinating the transportation planning process in the Salt Lake/ West Valley and the Ogden-Layton urbanized areas as the designated Metropolitan Planning Organization (MPO).

The Cities of Salt Lake County include;

Bluffdale

Cottonwood Heights

Draper

Herriman

Holladay

Midvale

Murray

Riverton

Salt Lake City

Salt Lake County

Sandy

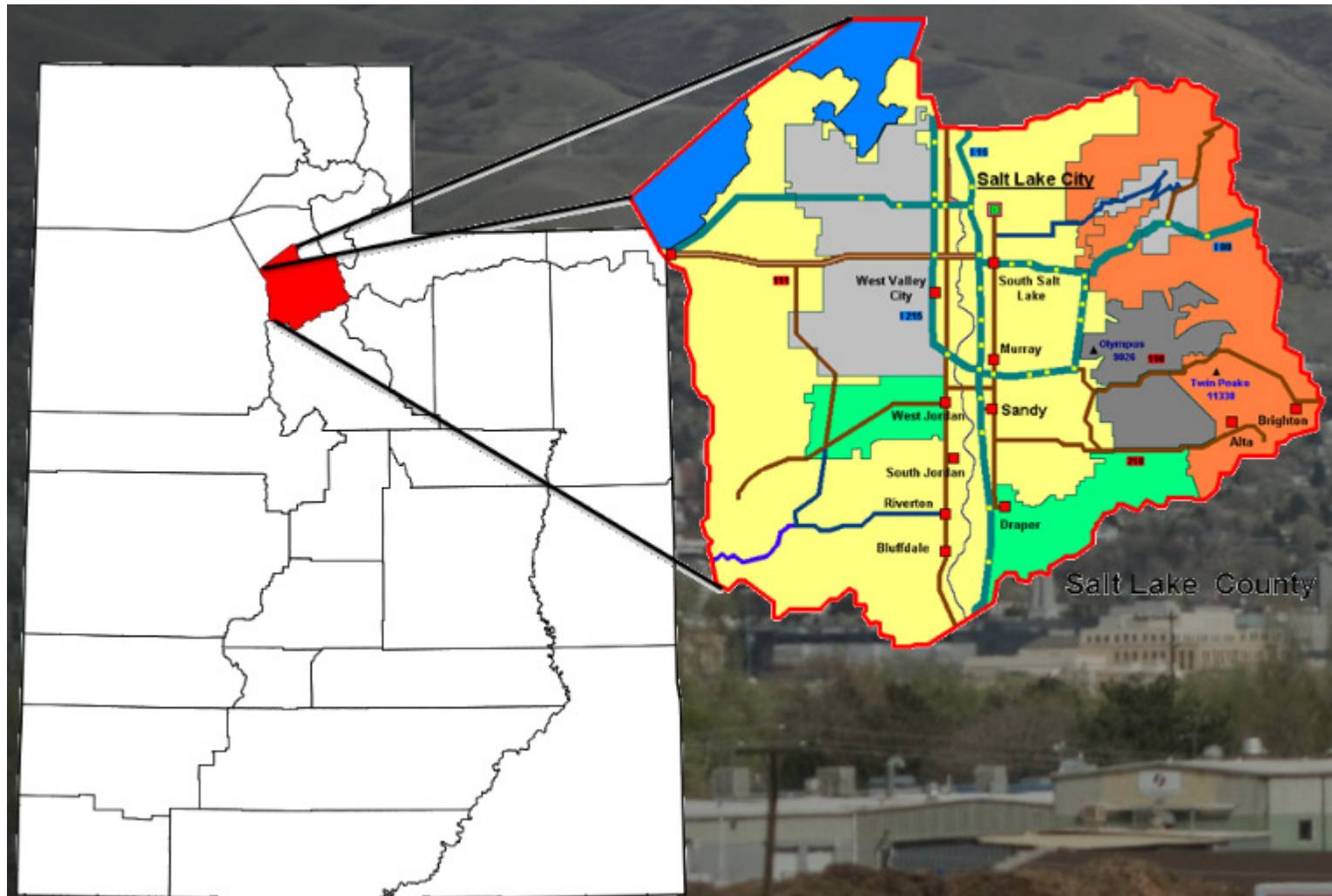
South Jordan

South Salt Lake

Taylorsville

West Jordan

West Valley





DRAFT

DRAFT for Release for PUBLIC COMMENT

UDOT electronic Program Management

Statewide Transportation Improvement Program



STIP 2019-2024

Report Run on: Sep 04, 2018, 05:59 A.M.

epm345_stip_report (Rev 1165)

Region	PIN	Status	Project No.	Rt.	Beg	Len	PIN Description / Project Location				Concept Description			State	Other
		Fund	Prior		2019		2020	2021	2022		CD	Total	Fed Aid		
Salt Lake County Projects															
NEW	SALT L	16927	Funding	NEWPROJ(16927)	48	2	7000 South & 1500 West Pedestrian Bridge				Pedestrian/Bike facility				
			To Be Adv Dt:				SR-48; MP 2.29 - 2.29								
			STP_URB_SL		\$0	\$0	\$0	\$0	\$0		\$1,608,900	\$1,608,900	\$1,499,977	\$0	\$108,923
	SALT L	11203	Undr Const	S-0068(95)41	68	41	1	SR-68; Bangerter Hwy to 12600 S				Widen Existing Facility			
			Adv Dt:	03/28/17				SR-68; MP 40.82 - 42.31							
			L_BETTERMENT		\$887,090	\$0	\$0	\$0	\$0	\$0	\$0	\$887,090	\$0	\$0	\$887,090
			ST_CONCPT_D2		\$8,404	\$0	\$0	\$0	\$0	\$0	\$0	\$8,404	\$0	\$8,404	\$0
			ST_SIGNALS		\$150,000	\$0	\$0	\$0	\$0	\$0	\$0	\$150,000	\$0	\$150,000	\$0
			ST_TIF		\$35,880,489	\$10,819,511	\$0	\$0	\$0	\$0	\$0	\$46,700,000	\$0	\$46,700,000	\$0
			Total		\$36,925,984	\$10,819,511	\$0	\$0	\$0	\$0	\$0	\$47,745,495	\$0	\$46,858,404	\$887,090
	SALT L	11082	Scoping	F-0068(73)52	68	52	1	Redwood Road; 4100 South to 4700 South				Intersection Improvements			
			To Be Adv Dt:	04/22/19				SR-68; MP 52.31 - 53.31							
			STP_URB_SL		\$10,000	\$7,718,727	\$0	\$0	\$0	\$0	\$0	\$7,728,727	\$7,205,492	\$0	\$523,235
	SALT L	14829	Scoping	F-LC35(292)	68	52	1	Redwood Rd. Mobility/Access Management				Operations/Maintenance			
			To Be Adv Dt:	07/06/21				SR-68; MP 51.81 - 52.32							
			LOCAL_GOV		\$0	\$0	\$0	\$0	\$0	\$0	\$400,165	\$400,165	\$0	\$0	\$400,165
			STP_URB_SL		\$0	\$0	\$0	\$0	\$0	\$0	\$4,298,835	\$4,298,835	\$4,298,835	\$0	\$0
			Total		\$0	\$0	\$0	\$0	\$0	\$0	\$4,699,000	\$4,699,000	\$4,298,835	\$0	\$400,165
NEW	SALT L	16926	Funding	NEWPROJ(16926)	68	40	14600 South and Redwood Road High-T Intersection				Intersection Modification				
			To Be Adv Dt:				SR-68; MP 39.82 - 39.82								
			LOCAL_GOV		\$0	\$0	\$0	\$0	\$0	\$0	\$10,060	\$10,060	\$0	\$0	\$10,060
			STP_URB_SL		\$0	\$0	\$0	\$0	\$0	\$0	\$589,940	\$589,940	\$550,001	\$0	\$39,939
			Total		\$0	\$0	\$0	\$0	\$0	\$0	\$600,000	\$600,000	\$550,001	\$0	\$49,999
	SALT L	14942	Scoping	F-LC35(303)	71	10	6	SR-71 (700 E/ 900 E); Van Winkle to 90th South				Pedestrian/Bicycle Safety			
			To Be Adv Dt:	06/01/20				SR-71; MP 10.19 - 15.72							
			CMAQ_WFRC		\$0	\$0	\$0	\$0	\$0	\$0	\$1,400,000	\$1,400,000	\$1,305,220	\$0	\$94,780
			LOCAL_GOV		\$0	\$0	\$0	\$0	\$0	\$0	\$2,110,100	\$2,110,100	\$0	\$0	\$2,110,100
			Total		\$0	\$0	\$0	\$0	\$0	\$0	\$3,510,100	\$3,510,100	\$1,305,220	\$0	\$2,204,880
	SALT L	15688	STIP	F-I80-3(193)125	80	125	3	I-80; 1300 East to End of PCC				High Volume			
			To Be Adv Dt:					I-80; MP 124.96 - 127.57							
			NHPP_IM		\$0	\$0	\$0	\$40,000,000	\$0	\$0	\$0	\$40,000,000	\$37,672,000	\$2,328,000	\$0
	SALT L	16771	Scoping	S-I80-3(199)118	80	118	Sound Barrier I-80 at Glendale Ave.				New Wall				
			To Be Adv Dt:	02/07/19				I-80; MP 118.06 - 118.41							
			ST_TF_HB2		\$0	\$1,700,000	\$0	\$0	\$0	\$0	\$0	\$1,700,000	\$0	\$1,700,000	\$0
	SALT L	12561	Undr Const	F-0089(375)364	89	364	1	US-89, 11400 South to 10600 South				Choke Point			
			Adv Dt:	10/07/17				US-89; MP 363.77 - 364.79							
			L_BETTERMENT		\$6,573	\$108,010	\$0	\$0	\$0	\$0	\$0	\$114,583	\$0	\$0	\$114,583
			NHPP_NHS		\$9,572,000	\$0	\$0	\$0	\$0	\$0	\$0	\$9,572,000	\$8,923,976	\$648,024	\$0
			NHS		\$33,082	\$0	\$0	\$0	\$0	\$0	\$0	\$33,082	\$30,842	\$2,240	\$0
			Total		\$9,611,655	\$108,010	\$0	\$0	\$0	\$0	\$0	\$9,719,665	\$8,954,818	\$650,264	\$114,583



DRAFT

DRAFT for Release for PUBLIC COMMENT

UDOT electronic Program Management Statewide Transportation Improvement Program



STIP 2019-2024

Report Run on: Sep 04, 2018, 05:59 A.M.

epm345_stip_report (Rev 1165)

Region	PIN	Status	Project No.	Rt.	Beg	Len	PIN Description / Project Location				Concept Description				
		Fund	Prior		2019		2020	2021	2022	CD	Total	Fed Aid	State	Other	
Salt Lake County Projects															
SALT L	15909	Scoping	F-0089(460)366	89	366		Sego Lily Dr (10000 S) & State St, Intersec, Sandy				Intersection Modification				
		To Be Adv Dt: 08/30/21					US-89; MP 365.53 - 365.53								
		LOCAL_GOV			\$0	\$0	\$0	\$0	\$0	\$364,942	\$364,942	\$0	\$0	\$364,942	
		STP_URB_SL			\$0	\$0	\$0	\$0	\$0	\$1,226,058	\$1,226,058	\$1,143,054	\$0	\$83,004	
		Total			\$0	\$0	\$0	\$0	\$0	\$1,591,000	\$1,591,000	\$1,143,054	\$0	\$447,946	
SALT L	16942	Funding	NEWPROJ(16942)	89	371		State Street (US-89) and 5300 South Intersection				Intersection Modification				
		To Be Adv Dt:					US-89; MP 371.47 - 371.47								
NEW		CMAQ_WFRC			\$0	\$0	\$0	\$0	\$0	\$525,000	\$525,000	\$489,458	\$35,543	\$0	
SALT L	13585	Undr Const	F-0151(77)2	151	2	2	SR-151; 10600 S.; Redwood Road to Gateway				Choke Point				
		Adv Dt: 05/20/17					SR-151; MP 1.89 - 4.03								
		NHPP_BR			\$88,000	\$0	\$0	\$0	\$0	\$0	\$88,000	\$82,042	\$5,958	\$0	
		NHPP_NHS			\$15,000,000	\$0	\$0	\$0	\$0	\$0	\$15,000,000	\$13,984,500	\$1,015,500	\$0	
		ST_ATMS			\$0	\$77,000	\$0	\$0	\$0	\$0	\$77,000	\$0	\$77,000	\$0	
		Total			\$15,088,000	\$77,000	\$0	\$0	\$0	\$0	\$15,165,000	\$14,066,542	\$1,098,458	\$0	
SALT L	8166	Active	S-0154(58)3	154		12	BANGERTER HWY CORRIDOR PRESERVATION								
		Will Not Adv					SR-154; BANGERTER HWY @ REDWOOD RD. CORRIDOR PRESERVATION								
		ST_CORR_PRES			\$2,019,302	\$2,816,298	\$0	\$0	\$0	\$0	\$4,835,600	\$0	\$4,835,600	\$0	
SALT L	14415	Scoping	S-0154(84)14	154	14	1	Bangerter Hwy @ 6200 South				Upgrade Existing At-Grade Intersection				
		To Be Adv Dt: 12/17/18					SR-154; MP 14.39 - 15.34								
		ST_TIF			\$606,011	\$36,971,989	\$26,422,000	\$0	\$0	\$0	\$64,000,000	\$0	\$64,000,000	\$0	
SALT L	14416	Scoping	S-0154(85)9	154	9	1	Bangerter Highway @ 10400 South				Upgrade Existing At-Grade Intersection				
		To Be Adv Dt: 12/17/20					SR-154; MP 9.11 - 10.04								
		ST_TIF			\$128,163	\$871,837	\$0	\$0	\$8,000,000	\$37,000,000	\$46,000,000	\$0	\$46,000,000	\$0	
SALT L	14417	Scoping	S-0154(86)6	154	6	1	Bangerter Highway @12600 South				Upgrade Existing At-Grade Intersection				
		To Be Adv Dt: 04/29/22					SR-154; MP 6.20 - 7.23								
		ST_TIF			\$0	\$0	\$0	\$0	\$1,000,000	\$48,000,000	\$49,000,000	\$0	\$49,000,000	\$0	
SALT L	14785	Undr Const	S-0154(82)16	154	16		Bangerter Hwy. @ 5400 S. Aqueduct Relocation				Upgrade Existing At-Grade Intersection				
		Adv Dt: 08/06/16					SR-154; MP 15.84 - 16.09								
		ST_TIF			\$4,759,131	\$460,426	\$0	\$0	\$0	\$0	\$5,219,557	\$0	\$5,219,557	\$0	
SALT L	14948	Scoping	F-LC35(309)	171	15		SL Co Sidewalk - 3300 So; 3018 E to 3040 E				Pedestrian/Bicycle Safety				
		To Be Adv Dt: 11/29/18					SR-171; MP 14.98 - 15.02								
		LOCAL_GOV			\$0	\$13,507	\$0	\$0	\$0	\$0	\$13,507	\$0	\$0	\$13,507	
		TAP_URB_WFRC			\$23,308	\$162,693	\$0	\$0	\$0	\$0	\$186,000	\$186,000	\$0	\$0	
		Total			\$23,308	\$176,199	\$0	\$0	\$0	\$0	\$199,507	\$186,000	\$0	\$13,507	
SALT L	16951	Funding	NEWPROJ(16951)	171	14		3300 South Sidewalk; 2600 East to 2700 East				Pedestrian/Bike facility				
		To Be Adv Dt:					SR-171; MP 14.50 - 14.59								
NEW		TAP_URB_WFRC			\$0	\$0	\$429,500	\$0	\$0	\$0	\$429,500	\$400,423	\$0	\$29,077	



DRAFT

DRAFT for Release for PUBLIC COMMENT

UDOT electronic Program Management

Statewide Transportation Improvement Program



STIP 2019-2024

Report Run on: Sep 04, 2018, 05:59 A.M.

epm345_stip_report (Rev 1165)

Region	PIN	Status	Project No.	Rt.	Beg	Len	PIN Description / Project Location				Concept Description					
		Fund	Prior		2019		2020	2021	2022		CD	Total	Fed Aid	State	Other	
Salt Lake County Projects																
SALT L	14413	Scoping	F-0172(32)7		172	7	1	SR-172; 5600 W. Railroad Crossing				Widen Existing Facility				
		To Be Adv Dt: 12/26/18					SR-172; MP 7.40 - 8.25									
		NHFP			\$0		\$36,323,499	\$0	\$0	\$0	\$0	\$36,323,499	\$33,864,398	\$2,459,101	\$0	
		NHPP_NHS			\$5,000,000		\$3,724,598	\$0	\$0	\$0	\$0	\$8,724,598	\$8,133,943	\$590,655	\$0	
		R/H_DEVICES90			\$0		\$0	\$0	\$0	\$0	\$0	\$0	\$0	\$0	\$0	
		R/H_HZ_EL90S			\$0		\$50,000	\$450,000	\$0	\$0	\$0	\$500,000	\$450,000	\$50,000	\$0	
		R/H_HZ_ELM90			\$0		\$0	\$0	\$0	\$0	\$0	\$0	\$0	\$0	\$0	
		STP_FLX_ST			\$0		\$20,000,000	\$0	\$0	\$0	\$0	\$20,000,000	\$18,646,000	\$1,354,000	\$0	
		ST_TIF			\$0		\$101,903	\$6,000,000	\$0	\$0	\$0	\$6,101,903	\$0	\$6,101,903	\$0	
		Total			\$5,000,000		\$60,200,000	\$6,450,000	\$0	\$0	\$0	\$71,650,000	\$61,094,341	\$10,555,659	\$0	
SALT L	16772	Active	S-0172(33)3		172	3	SR-172; 5600 West and Paulette Ave.				Intersection Modification					
		Will Not Adv					SR-172; MP 3.38 - 3.40									
		ST_SIGNALS			\$0		\$75,000	\$0	\$0	\$0	\$0	\$75,000	\$0	\$75,000	\$0	
		ST_TF_HB2			\$36,931		\$513,069	\$0	\$0	\$0	\$0	\$550,000	\$0	\$550,000	\$0	
		Total			\$36,931		\$588,069	\$0	\$0	\$0	\$0	\$625,000	\$0	\$625,000	\$0	
SALT L	7650	Scoping	F-0172(18)		172		1	SR-172; 5600 WEST BUS RAPID TRANSIT (BRT)								
		Will Not Adv					SR-172; 5600 WEST BUS RAPID TRANSIT (BRT)									
		CMAQ_WFRC			\$0		\$0	\$0	\$0	\$0	\$2,145,232	\$2,145,232	\$2,000,000	\$0	\$145,232	
		STP_URB_SL			\$0		\$0	\$0	\$0	\$0	\$0	\$0	\$0	\$0	\$0	
		Total			\$0		\$0	\$0	\$0	\$0	\$2,145,232	\$2,145,232	\$2,000,000	\$0	\$145,232	
SALT L	10008	STIP	F-0172(22)6		172	6	SR-172 at SR-201				Intersection Improvements					
		To Be Adv Dt:					State Route: SR-172 from: 6.00 to: 6.10 for: .10									
		STP_URB_SL			\$0		\$4,296,900	\$0	\$0	\$0	\$0	\$4,296,900	\$4,006,000	\$290,900	\$0	
SALT L	15921	Scoping	F-0173(36)9		173	9	5300 South & College Dr Intersection - Murray				Intersection Improvements					
		To Be Adv Dt: 10/25/21					SR-173; MP 9.05 - 9.05									
		CMAQ_WFRC			\$0		\$0	\$0	\$0	\$0	\$1,817,400	\$1,817,400	\$1,694,362	\$0	\$123,038	
		LOCAL_GOV			\$0		\$0	\$0	\$0	\$0	\$25,000	\$25,000	\$0	\$0	\$25,000	
		Total			\$0		\$0	\$0	\$0	\$0	\$1,842,400	\$1,842,400	\$1,694,362	\$0	\$148,038	
SALT L	13578	Undr Const	F-0209(42)8		209	8	1	SR-209; 90th S- State St. to 700 E.				Choke Point				
		Adv Dt: 04/07/18					SR-209; MP 7.80 - 8.80									
		L_BETTERMENT			\$0		\$57,000	\$0	\$0	\$0	\$0	\$57,000	\$0	\$0	\$57,000	
		STP_FLX_ST			\$13,300,000		\$0	\$0	\$0	\$0	\$0	\$13,300,000	\$12,399,590	\$900,410	\$0	
		ST_ATMS_AM			\$0		\$250,000	\$0	\$0	\$0	\$0	\$250,000	\$0	\$250,000	\$0	
		Total			\$13,300,000		\$307,000	\$0	\$0	\$0	\$0	\$13,607,000	\$12,399,590	\$1,150,410	\$57,000	
SALT L	14412	Scoping	S-0209(35)10		209	10	2	SR-209 (9000 South); Redwood Rd. to I-15				Widen Existing Facility				
		To Be Adv Dt: 11/06/20					SR-209; MP 9.68 - 11.69									
		ST_TIF			\$9,199		\$1,990,801	\$1,020,000	\$1,870,000	\$23,410,000	\$5,700,000	\$34,000,000	\$0	\$34,000,000	\$0	
SALT L	15998	Undr Const	F-0209(45)8		209	8	1	SR-209; 90th., State St. to 700 E (Canal Wrk early				Choke Point				
		Adv Dt: 01/13/18					SR-209; MP 7.80 - 8.80									
		STP_FLX_ST			\$500,000		\$0	\$0	\$0	\$0	\$0	\$500,000	\$466,150	\$33,850	\$0	



DRAFT

DRAFT for Release for PUBLIC COMMENT

UDOT electronic Program Management Statewide Transportation Improvement Program



STIP 2019-2024

Report Run on: Sep 04, 2018, 05:59 A.M.

epm345_stip_report (Rev 1165)

Region	PIN	Status	Project No.	Rt.	Beg	Len	PIN Description / Project Location				Concept Description			State	Other
		Fund	Prior		2019		2020	2021	2022		CD	Total	Fed Aid		
Salt Lake County Projects															
SALT L	14941	Scoping	F-LC35(302)	209	11		Sandy - 450 W / 9000 So U-Turn; 8775 So to 8871 So					Operations/Maintenance			
		To Be Adv Dt: 02/02/21					SR-209; MP 11.42 - 11.42								
		CMAQ_WFRC			\$0	\$0	\$0	\$0	\$0		\$1,292,727	\$1,292,727	\$1,292,727	\$0	\$0
		LOCAL_GOVT			\$0	\$0	\$0	\$0	\$0		\$93,873	\$93,873	\$0	\$0	\$93,873
		Total			\$0	\$0	\$0	\$0	\$0		\$1,386,600	\$1,386,600	\$1,292,727	\$0	\$93,873
SALT L	16921	Funding	NEWPROJ(16921)	209	12		Monroe and 90th Street (SR-209) Intersection Imp					Intersection Modification			
		To Be Adv Dt:					SR-209; MP 11.92 - 11.92								
NEW		LOCAL_GOVT			\$0	\$0	\$0	\$0	\$0		\$1,640,112	\$1,640,112	\$0	\$0	\$1,640,112
		STP_URB_SL			\$0	\$0	\$0	\$0	\$0		\$4,504,988	\$4,504,988	\$4,200,000	\$0	\$304,988
		Total			\$0	\$0	\$0	\$0	\$0		\$6,145,100	\$6,145,100	\$4,200,000	\$0	\$1,945,100
SALT L	16092	Scoping	S-R299(281)	210	11		Little Cottonwood Canyon (EIS)					Document EA/EIS			
		Will Not Adv					SR-210; MP .00 - 10.75								
		ST_GF_HB3			\$410,144	\$89,856	\$0	\$0	\$0		\$0	\$500,000	\$0	\$500,000	\$0
		ST_TIF			\$37,519	\$4,962,481	\$0	\$0	\$0		\$0	\$5,000,000	\$0	\$5,000,000	\$0
		Total			\$447,663	\$5,052,337	\$0	\$0	\$0		\$0	\$5,500,000	\$0	\$5,500,000	\$0
SALT L	15687	STIP	F-I215(191)2	215	2	2	I-215; 3300 South to 4500 South					High Volume			
		To Be Adv Dt:					I-215; MP 1.75 - 3.71								
		NHPP_IM			\$0	\$0	\$35,000,000	\$0	\$0		\$0	\$35,000,000	\$32,963,000	\$2,037,000	\$0
SALT L	15689	Scoping	F-I215(192)19	215	19	4	I-215; SR-201 to North Temple					High Volume			
		To Be Adv Dt: 08/03/21					I-215; MP 19.29 - 22.80								
		NHPP_NHS			\$0	\$0	\$0	\$0	\$0		\$70,000,000	\$70,000,000	\$65,261,000	\$4,739,000	\$0
SALT L	16822	Scoping	S-R299(298)	215			I-215; 3900 South Interchange					Upgrade Existing Interchange			
		Will Not Adv					FROM 3900 SOUTH TO I-215N; MP .00 - .09								
		ST_TIF			\$0	\$1,000,000	\$0	\$0	\$0		\$0	\$1,000,000	\$0	\$1,000,000	\$0
SALT L	14938	Scoping	F-LC35(299)	282	1		University of Utah Intermodal Center					Transportation Alternatives			
		To Be Adv Dt: 01/26/22					SR-282; MP .80 - .80 & South Campus near the Central Campus TRAX Station								
		CMAQ_WFRC			\$0	\$0	\$0	\$0	\$0		\$1,500,000	\$1,500,000	\$1,500,000	\$0	\$0
		UTA_FUNDS			\$0	\$0	\$0	\$0	\$0		\$2,573,900	\$2,573,900	\$0	\$0	\$2,573,900
		Total			\$0	\$0	\$0	\$0	\$0		\$4,073,900	\$4,073,900	\$1,500,000	\$0	\$2,573,900
SALT L	16832	Active	F-ST99(524)	317	1		E-Ticketing Pilot					Study			
		Will Not Adv					SR-317; MP .66 - .74								
		FA_STIC_2018			\$50,000	\$0	\$0	\$0	\$0		\$0	\$50,000	\$50,000	\$0	\$0
		ST_MATCH			\$0	\$12,500	\$0	\$0	\$0		\$0	\$12,500	\$0	\$12,500	\$0
		Total			\$50,000	\$12,500	\$0	\$0	\$0		\$0	\$62,500	\$50,000	\$12,500	\$0
SALT L	16833	Active	F-ST99(525)	317			D2M2 (Demand Driven Mobility Management)					Study			
		Will Not Adv					SR-317; MP .15 - .19								
		FA_STIC_2018			\$50,000	\$0	\$0	\$0	\$0		\$0	\$50,000	\$50,000	\$0	\$0
		ST_MATCH			\$0	\$12,500	\$0	\$0	\$0		\$0	\$12,500	\$0	\$12,500	\$0
		Total			\$50,000	\$12,500	\$0	\$0	\$0		\$0	\$62,500	\$50,000	\$12,500	\$0



DRAFT

DRAFT for Release for PUBLIC COMMENT

UDOT electronic Program Management Statewide Transportation Improvement Program



STIP 2019-2024

Report Run on: Sep 04, 2018, 05:59 A.M.

epm345_stip_report (Rev 1165)

Region	PIN	Status	Project No.	Rt.	Beg	Len	PIN Description / Project Location	Concept Description	CD	Total	Fed Aid	State	Other		
		Fund	Prior		2019		2020	2021	2022						
Salt Lake County Projects															
SALT L	14051	Scoping	F-LC35(284)	2030	10	1	12600 South Bicycle Lanes; Bangerter Hwy. to MVC	Transportation Alternatives							
		To Be Adv Dt: 09/29/20					12600 South Bicycle Lanes; Bangerter Highway to Mountain View Corridor								
		CMAQ_WFRC			\$0		\$268,154	\$1,072,616	\$0	\$0	\$536,308	\$1,877,078	\$1,750,000	\$0	\$127,078
SALT L	14940	Scoping	F-LC35(301)	2035	6	1	Riverton - 13400 So Bike Lanes; 2700 W to 3200 W	Pedestrian/Bicycle Safety							
		To Be Adv Dt: 08/18/21					Cnty:FA-2035; MP 6.00 - 6.51								
		CMAQ_WFRC			\$0		\$0	\$0	\$0	\$280,000	\$280,000	\$280,000	\$0	\$0	
		LOCAL_GOV			\$0		\$0	\$0	\$0	\$210,900	\$210,900	\$0	\$0	\$210,900	
		Total			\$0		\$0	\$0	\$0	\$490,900	\$490,900	\$280,000	\$0	\$210,900	
SALT L	14830	Scoping	F-LC35(293)	2036		1	7800 S. Widening	TIF - Transportation Investment Fund							
		To Be Adv Dt: 06/01/20					Cnty:FA-2036; MP .00 - 1.05								
		LOCAL_GOV			\$0		\$0	\$0	\$0	\$3,158,600	\$3,158,600	\$0	\$0	\$3,158,600	
		STP_URB_SL			\$0		\$0	\$0	\$0	\$2,400,000	\$2,400,000	\$2,400,000	\$0	\$0	
		Total			\$0		\$0	\$0	\$0	\$5,558,600	\$5,558,600	\$2,400,000	\$0	\$3,158,600	
SALT L	16929	Funding	NEWPROJ(16929)	2038	2		14600 South Railroad Bridge Study - Bluffdale	Planning							
		To Be Adv Dt:					Cnty:FA-2038; MP 2.17 - 2.17								
NEW		STP_URB_SL			\$0		\$0	\$0	\$0	\$128,600	\$128,600	\$119,894	\$0	\$8,706	
SALT L	15910	Scoping	F-2040(1)7	2040	7	1	2700 West; 10000 S to 10200 S, Recon - So Jordan	Reconstruct & Widening							
		To Be Adv Dt: 08/17/22					Cnty:FA-2040; MP 6.65 - 7.16								
		LOCAL_GOV			\$0		\$0	\$0	\$0	\$118,932	\$118,932	\$0	\$0	\$118,932	
		STP_URB_SL			\$0		\$0	\$0	\$0	\$834,268	\$834,268	\$777,788	\$0	\$56,480	
		Total			\$0		\$0	\$0	\$0	\$953,200	\$953,200	\$777,788	\$0	\$175,412	
SALT L	16923	Funding	NEWPROJ(16923)	2068			1300 East; Wayne's World to Nashi Lane - Draper	Reconstruct & Widening							
		To Be Adv Dt:					Cnty:FA-2068; MP .06 - .40								
NEW		STP_URB_SL			\$0		\$0	\$0	\$0	\$3,600,000	\$3,600,000	\$3,356,280	\$0	\$243,720	
SALT L	15135	Scoping	S-R299(242)	2075	2		Bluffdale Reimbursement for Porter Rockwell	TIF - Transportation Investment Fund							
		Will Not Adv					Cnty:FA-2075; MP 2.38 - 2.62								
		ST_TIF			\$1,500,000		\$150,000	\$6,909,379	\$0	\$0	\$0	\$8,559,379	\$0	\$8,559,379	\$0
SALT L	15908	Scoping	F-2076(2)4	2076	4	1	1300 East; 2100 S to Highland Dr, Reconstruct, SLC	Reconstruct no widening							
		To Be Adv Dt: 09/22/21					Cnty:FA-2076; MP 3.55 - 4.59								
		LOCAL_GOV			\$0		\$0	\$0	\$0	\$95,000	\$95,000	\$0	\$0	\$95,000	
		STP_URB_SL			\$0		\$0	\$0	\$0	\$3,806,300	\$3,806,300	\$3,548,613	\$0	\$257,687	
		Total			\$0		\$0	\$0	\$0	\$3,901,300	\$3,901,300	\$3,548,613	\$0	\$352,687	
SALT L	16924	Funding	NEWPROJ(16924)	2076	3	1	1300 East/ Richmond; 2100 So. to City So. Boundary	Reconstruct no widening							
		To Be Adv Dt:					Cnty:FA-2076; MP 3.24 - 4.59								
NEW		LOCAL_GOV			\$0		\$0	\$0	\$0	\$363,350	\$363,350	\$0	\$0	\$363,350	
		STP_URB_SL			\$0		\$0	\$0	\$0	\$4,612,250	\$4,612,250	\$4,300,001	\$0	\$312,249	
		Total			\$0		\$0	\$0	\$0	\$4,975,600	\$4,975,600	\$4,300,001	\$0	\$675,599	



DRAFT

DRAFT for Release for PUBLIC COMMENT

UDOT electronic Program Management

Statewide Transportation Improvement Program



STIP 2019-2024

Report Run on: Sep 04, 2018, 05:59 A.M.

epm345_stip_report (Rev 1165)

Region	PIN	Status	Project No.	Rt.	Beg	Len	PIN Description / Project Location				Concept Description			State	Other	
		Fund	Prior		2019		2020	2021	2022		CD	Total	Fed Aid			
Salt Lake County Projects																
SALT L	15907	Scoping	F-2082(12)11	2082	11	Creek Rd & Highland Dr Interse, Cottonwood Heights				Intersection Modification						
		To Be Adv Dt: 06/01/21 Cnty:FA-2082; MP 10.60 - 10.60														
		LOCAL_GOV		\$0		\$0		\$0		\$0	\$193,070	\$193,070	\$0	\$0	\$193,070	
		STP_URB_SL		\$0		\$0		\$0		\$0	\$2,578,030	\$2,578,030	\$2,403,497	\$0	\$174,533	
		Total		\$0		\$0		\$0		\$0	\$2,771,100	\$2,771,100	\$2,403,497	\$0	\$367,603	
SALT L	11987	Active	F-LC35(242)	2102	2	1	Vine Street; 900 East to 1300 East				Reconstruct & Widening					
		To Be Adv Dt: 12/03/18 Cnty:FA-2102; MP 2.34 - 2.97 & Vine Street; 900 East to 1300 East														
		STP_URB_SL		\$1,015,000		\$3,275,464		\$0		\$0	\$0	\$4,290,464	\$4,000,000	\$0	\$290,464	
SALT L	14923	Scoping	F-LC35(296)	2102	3	1	Vine Str; 1300 E to Van Winkle - Recon & Widen				Reconstruct & Widening					
		To Be Adv Dt: 01/17/20 Cnty:FA-2102; MP 2.97 - 3.94 & Vine Street; 1300 East to Van Winkle Expressway														
		LOCAL_GOV		\$0		\$0		\$0		\$0	\$1,141,700	\$1,141,700	\$0	\$0	\$1,141,700	
		STP_URB_SL		\$0		\$0		\$0		\$0	\$4,500,000	\$4,500,000	\$4,500,000	\$0	\$0	
		Total		\$0		\$0		\$0		\$0	\$5,641,700	\$5,641,700	\$4,500,000	\$0	\$1,141,700	
SALT L	14947	Scoping	F-LC35(308)	2105	1	7800 So Jordan River Pedestrian Bridge at 1100 W				Pedestrian/Bicycle Safety						
		To Be Adv Dt: 03/25/19 Cnty:FA-2105; MP .93 - .93														
		LOCAL_GOV		\$0		\$23,539		\$0		\$0	\$0	\$23,539	\$0	\$0	\$23,539	
		TAP_URB_WFRC		\$0		\$324,161		\$0		\$0	\$0	\$324,161	\$324,161	\$0	\$0	
		Total		\$0		\$347,700		\$0		\$0	\$0	\$347,700	\$324,161	\$0	\$23,539	
SALT L	10009	Undr Const	F-R299(139)	2123		1	5600 West; 7800 South to 8600 South				New Construction					
		Adv Dt: 09/16/17 Cnty:FA-2123; MP .00 - 1.00 & 5600 West from 7800 South to 8600 South														
		LOCAL_GOV		\$0		\$574,000		\$0		\$0	\$0	\$574,000	\$0	\$0	\$574,000	
		STP_URB_SL		\$5,022,984		\$0		\$0		\$0	\$0	\$5,022,984	\$4,682,928	\$0	\$340,056	
		Total		\$5,022,984		\$574,000		\$0		\$0	\$0	\$5,596,984	\$4,682,928	\$0	\$914,056	
NEW	16925	Funding	NEWPROJ(16925)	2138		1	700 West; 3300 South to 3655 South (Carlisle Ave.)				Reconstruct & Widening					
		To Be Adv Dt: Cnty:FA-2138; MP .32 - .86														
		LOCAL_GOV		\$0		\$0		\$0		\$0	\$2,281,110	\$2,281,110	\$0	\$0	\$2,281,110	
		STP_URB_SL		\$0		\$0		\$0		\$0	\$4,290,465	\$4,290,465	\$4,000,001	\$0	\$290,464	
		Total		\$0		\$0		\$0		\$0	\$6,571,575	\$6,571,575	\$4,000,001	\$0	\$2,571,574	
NEW	16941	Funding	NEWPROJ(16941)	2140	3	State Street & Vine Street Intersection				Intersection Modification						
		To Be Adv Dt: Cnty:FA-2140; MP 3.26 - 3.26														
		CMAQ_WFRC		\$0		\$0		\$0		\$0	\$311,500	\$311,500	\$290,411	\$21,089	\$0	
SALT L	14951	Active	F-LC35(312)	2148	5	1	SLC TRAX Crosswalks 900 S & 200 W to 200 S & 600 W				Transportation Alternatives					
		To Be Adv Dt: 10/03/18 Cnty:FA-2148; MP 5.46 - 6.82														
		LOCAL_GOV		\$0		\$13,540		\$0		\$0	\$0	\$13,540	\$0	\$0	\$13,540	
		TAP_URB_WFRC		\$18,646		\$167,814		\$0		\$0	\$0	\$186,460	\$186,460	\$0	\$0	
		Total		\$18,646		\$181,354		\$0		\$0	\$0	\$200,000	\$186,460	\$0	\$13,540	
NEW	16928	Funding	NEWPROJ(16928)	2151	1	1	8000 West; 2600 South to 3100 South - Magna				Pedestrian/Bike facility					
		To Be Adv Dt: Cnty:FA-2151; MP 1.49 - 2.21														
		STP_URB_SL		\$0		\$0		\$0		\$0	\$1,346,700	\$1,346,700	\$1,255,528	\$0	\$91,172	



DRAFT

DRAFT for Release for PUBLIC COMMENT

UDOT electronic Program Management

Statewide Transportation Improvement Program



STIP 2019-2024

Report Run on: Sep 04, 2018, 05:59 A.M.

epm345_stip_report (Rev 1165)

Region	PIN	Status	Project No.	Rt.	Beg	Len	PIN Description / Project Location				Concept Description			State	Other
		Fund	Prior		2019		2020	2021	2022		CD	Total	Fed Aid		
Salt Lake County Projects															
SALT L	14776	Advertised	F-2154(1)2	2154	2		6400 West UT&SL Canal Bridge Replacement - 035025F				Off-System Bridge				
		Adv Dt: 08/18/18					Cnty:FA-2154; MP 2.31 - 2.31 & 6400 West 3975 South								
		LOCAL_GOV										\$241,000	\$0	\$0	\$241,000
		STP_BR										\$986,000	\$919,248	\$0	\$66,752
		Total										\$1,227,000	\$919,248	\$0	\$307,752
SALT L	14831	Active	F-LC35(294)	2172	4	2	4100 South; Bangerter Highway to 5460 West				Major Rehabilitation - Roadway				
		To Be Adv Dt: 12/21/18					Cnty:FA-2172; MP 3.71 - 5.58 & Cnty FA-2172; MP 3.707 - 5.579								
		LOCAL_GOV										\$815,311	\$0	\$0	\$815,311
		L_BETTERMENT										\$12,685	\$0	\$0	\$12,685
		STP_URB_SL										\$11,227,683	\$11,227,683	\$0	\$0
		Total										\$12,055,678	\$11,227,683	\$0	\$827,995
SALT L	16930	Funding	NEWPROJ(16930)	2172	14	1	3900 South; 2300 East to Wasatch Blvd				Reconstruct & Widening				
		To Be Adv Dt:					Cnty:FA-2172; MP 14.03 - 15.53								
NEW		LOCAL_GOV										\$4,362,035	\$4,362,035	\$0	\$4,362,035
		STP_URB_SL										\$4,290,465	\$4,000,001	\$0	\$290,464
		Total										\$8,652,500	\$4,000,001	\$0	\$4,652,499
SALT L	15914	Scoping	F-2179(1)0	2179			Riverfront Parkway; 11050 S to 11400 S, Widen				Widen Existing Facility				
		To Be Adv Dt: 10/05/21					Cnty:FA-2179; MP .00 - .42								
		LOCAL_GOV										\$90,100	\$0	\$0	\$90,100
		STP_URB_SL										\$1,750,800	\$1,632,271	\$0	\$118,529
		Total										\$1,840,900	\$1,632,271	\$0	\$208,629
SALT L	15911	Scoping	F-2180(3)1	2180	1	1	900 East; 3900 S to 4500 S, Safety/ Recon, Millcre				Spot Safety Improvement				
		To Be Adv Dt: 09/17/21					Cnty:FA-2180; MP .59 - 1.47								
		LOCAL_GOV										\$300,064	\$0	\$0	\$300,064
		STP_URB_SL										\$4,058,636	\$3,783,866	\$0	\$274,770
		Total										\$4,358,700	\$3,783,866	\$0	\$574,834
SALT L	8555	Active	F-LC35(210)	2186			6200 SOUTH & HOLLADAY BOULEVARD								
		To Be Adv Dt: 11/30/18					Cnty:FA-2186; MP .09 - .09								
		CMAQ_PM2.5										\$2,321,141	\$2,164,000	\$0	\$157,141
		CMAQ_WFRC										\$10,726	\$10,000	\$0	\$726
		Total										\$2,331,867	\$2,174,000	\$0	\$157,867
SALT L	16948	Funding	NEWPROJ(16948)	2224			2700 East Sidewalk; 7550 South to 7655 South				Pedestrian/Bike facility				
		To Be Adv Dt:					Cnty:FA-2224; MP .11 - .26								
NEW		TAP_URB_WFRC										\$415,000	\$386,905	\$0	\$28,096
SALT L	14398	Scoping	F-LC35(290)	2234		1	FA-2234; Magna Bridge Replacements, 035031F 035033F				Rehabilitation or Replacement				
		To Be Adv Dt: 08/06/19					Cnty:FA-2234; MP .47 - 1.16								
		STP_BRIDGE										\$1,750,000	\$1,631,525	\$118,475	\$0
SALT L	11085	Scoping	F-2240(2)0	2240		2	4700 South; 4000 West to 5600 West				Reconstruct no widening				
		To Be Adv Dt: 04/04/19					Cnty:FA-2240; MP .00 - 2.01								
		STP_URB_SL										\$12,737,360	\$11,875,040	\$0	\$862,319



DRAFT

DRAFT for Release for PUBLIC COMMENT

UDOT electronic Program Management

Statewide Transportation Improvement Program



STIP 2019-2024

Report Run on: Sep 04, 2018, 05:59 A.M.

epm345_stip_report (Rev 1165)

Region	PIN	Status	Project No.	Rt.	Beg Len	PIN Description / Project Location				Concept Description				
		Fund	Prior		2019	2020	2021	2022	CD	Total	Fed Aid	State	Other	
Salt Lake County Projects														
SALT L	14828	Scoping Will Not Adv	F-LC35(291)		2266	1	Highland Dr. Corridor Feasibility Study Cnty:FA-2266; MP .00 - 1.39				Planning			
		LOCAL_GOV			\$0	\$0	\$0	\$0	\$0	\$12,443	\$12,443	\$0	\$0	\$12,443
		STP_URB_SL			\$0	\$0	\$0	\$0	\$0	\$171,357	\$171,357	\$171,357	\$0	\$0
			Total		\$0	\$0	\$0	\$0	\$0	\$183,800	\$183,800	\$171,357	\$0	\$12,443
SALT L	16944	Funding To Be Adv Dt:	NEWPROJ(16944)		2266	2	Highland Drive & 4500 South Intersection Imp Cnty:FA-2266; MP 2.43 - 2.43				Intersection Modification			
NEW		CMAQ_WFRC			\$0	\$0	\$0	\$0	\$0	\$2,597,900	\$2,597,900	\$2,422,022	\$0	\$175,878
SALT L	14932	Scoping To Be Adv Dt: 07/21/20	F-LC35(297)		2364	1	300 North Pedestrian/ Bicyclist Safety Overpass Cnty:FA-2364; MP .60 - .60 & 300 North over the Union Pacific and Commuter Rail Railroad Tracks (West of 500 W and East of 490 W)				Pedestrian/Bicycle Safety			
		LOCAL_GOV			\$0	\$0	\$0	\$0	\$0	\$2,592,223	\$2,592,223	\$0	\$0	\$2,592,223
		STP_URB_SL			\$0	\$0	\$0	\$0	\$0	\$2,500,000	\$2,500,000	\$2,500,000	\$0	\$0
			Total		\$0	\$0	\$0	\$0	\$0	\$5,092,223	\$5,092,223	\$2,500,000	\$0	\$2,592,223
SALT L	11827	Undr Const Adv Dt:	F-I15-7(314)294 04/14/17		MULT		I-15 Northbound, 10600 S. Interchange Improvement TO SR-151 10600 SOUTH; MP .10 - .18 & Reference I 15 MP 293.681 - 293.470				Choke Point			
		NHPP_IM			\$5,317,500	\$0	\$0	\$0	\$0	\$0	\$5,317,500	\$5,008,022	\$309,479	\$0
		OTHER			\$1,300	\$0	\$0	\$0	\$0	\$0	\$1,300	\$0	\$0	\$1,300
		STP_FLX_ST			\$1,182,500	\$0	\$0	\$0	\$0	\$0	\$1,182,500	\$1,102,445	\$80,055	\$0
		ST_BRIDGE			\$1,630,000	\$0	\$0	\$0	\$0	\$0	\$1,630,000	\$0	\$1,630,000	\$0
		ST_HB377/TF			\$6,149,030	\$0	\$0	\$0	\$0	\$0	\$6,149,030	\$0	\$6,149,030	\$0
		ST_RET_ROW			\$5,110,695	\$0	\$0	\$0	\$0	\$0	\$5,110,695	\$0	\$5,110,695	\$0
		ST_TIF			\$4,159,721	\$330,769	\$0	\$0	\$0	\$0	\$4,490,490	\$0	\$4,490,490	\$0
			Total		\$23,550,746	\$330,769	\$0	\$0	\$0	\$0	\$23,881,515	\$6,110,466	\$17,769,748	\$1,300
SALT L	13963	Active Will Not Adv	S-R299(210)		MULT		Environmental for 4 locations on Bangerter SR-154; MP 7.79 - 8.89 & SR-175; MP .00 - .41 & SR-154; MP 10.92 - 11.90 & SR-154; MP 13.69 - 14.14 & SR-154; MP 15.71 - 16.19				Document EA/EIS			
		ST_TIF			\$2,404,881	\$227,219	\$0	\$0	\$0	\$0	\$2,632,100	\$0	\$2,632,100	\$0
SALT L	14552	Scoping Will Not Adv	S-R299(260)		MULT		I-80/ I-215 East Interchange Study TO I-80P FROM I-15P; MP .00 - .40 & I-80; MP 122.20 - 122.74 & I-80; MP 123.24 - 128.70 & I-215; MP .00 - 1.40 & I-80; MP 122.03 - 128.67				Upgrade Existing Interchange			
		ST_TIF			\$907,619	\$2,092,381	\$2,000,000	\$0	\$0	\$0	\$5,000,000	\$0	\$5,000,000	\$0
SALT L	15050	Active Will Not Adv	S-R299(241)		MULT		ROW desc. for Big and Little Cottonwood Canyons SR-190; MP 2.35 - 19.93 & SR-210; MP 10.75 - 13.22 & SR-210; MP 3.87 - 13.25				ROW			
		ST_CONT_PG			\$99,993	\$7	\$0	\$0	\$0	\$0	\$100,000	\$0	\$100,000	\$0
SALT L	15169	STIP To Be Adv Dt:	F-R299(264)		MULT		1300 E & 1700 E Bridge Replacements (0F 48, 0F49) Cnty:FA-2272; MP .35 - .43 & Cnty:FA-2076; MP 4.16 - 4.24 & I-80; MP 124.91 - 126.70 & I-80; MP 124.91 - 126.70				Rehabilitation or Replacement			
		NHPP_BR			\$0	\$0	\$5,000,000	\$8,700,000	\$0	\$0	\$13,700,000	\$12,772,510	\$927,490	\$0
		STP_BRIDGE			\$0	\$0	\$0	\$10,300,000	\$0	\$0	\$10,300,000	\$9,602,690	\$697,310	\$0
			Total		\$0	\$0	\$5,000,000	\$19,000,000	\$0	\$0	\$24,000,000	\$22,375,200	\$1,624,800	\$0
SALT L	15264	Scoping Will Not Adv	S-R299(244)		MULT		I-80 and State Street Interchange R/W US-89; MP 375.64 - 375.91 & I-80; MP 122.93 - 123.46				PE			
		ST_HB377/TF			\$0	\$500,000	\$0	\$0	\$0	\$0	\$500,000	\$0	\$500,000	\$0



DRAFT

DRAFT for Release for PUBLIC COMMENT

UDOT electronic Program Management

Statewide Transportation Improvement Program



STIP 2019-2024

Report Run on: Sep 04, 2018, 05:59 A.M.

epm345_stip_report (Rev 1165)

Region	PIN	Status	Project No.	Rt. Beg Len	PIN Description / Project Location				Concept Description			
		Fund	Prior	2019	2020	2021	2022	CD	Total	Fed Aid	State	Other
Salt Lake County Projects												
SALT L	15669	Scoping	S-I15-7(341)295	MULT	I-15 NB; Bangerter Hwy to I-215				Widen Existing Facility			
		To Be Adv Dt: 07/10/19			I-15; MP 294.50 - 298.30 & I-15; MP 289.50 - 299.00							
		ST_TIF	\$2,538,302	\$23,957,698	\$26,179,000	\$56,162,000	\$41,163,000	\$0	\$150,000,000	\$0	\$150,000,000	\$0
SALT L	15935	Scoping	F-I80-3(196)116	MULT	I-80 over Surplus Canal Deck Rehab (OF 419)				Major Rehabilitation - Structure			
		To Be Adv Dt: 11/19/18			I-80; MP 116.17 - 116.63 & ON RAMP TO I-80N; MP .00 - .10 & I-80; MP 116.17 - 116.64							
		NHPP_BR	\$400,000	\$1,700,000	\$0	\$0	\$0	\$0	\$2,100,000	\$1,957,830	\$142,170	\$0
SALT L	3523	Active	MP-STP-0182(2)0E	MULT	Enviro - I-80 TO UT. CO. / Mtn View Corridor				Document EA/EIS			
		Will Not Adv			Mountain View Corridor (MVC); I-80 to Utah County							
		EQ_BONUS(MG)	\$2,700,000	\$0	\$0	\$0	\$0	\$0	\$2,700,000	\$2,700,000	\$0	\$0
		STP_URB_P/O	\$1,000,000	\$0	\$0	\$0	\$0	\$0	\$1,000,000	\$1,000,000	\$0	\$0
		STP_URB_SL	\$3,500,000	\$0	\$0	\$0	\$0	\$0	\$3,500,000	\$3,500,000	\$0	\$0
		ST_CONST	\$3,450,243	\$0	\$0	\$0	\$0	\$0	\$3,450,243	\$0	\$3,450,243	\$0
		ST_GF_CHN	\$5,402,515	\$97,485	\$0	\$0	\$0	\$0	\$5,500,000	\$0	\$5,500,000	\$0
		ST_QTR_QTR	\$3,849,757	\$0	\$0	\$0	\$0	\$0	\$3,849,757	\$0	\$3,849,757	\$0
		ST_TIF	\$35,895	\$214,105	\$0	\$0	\$0	\$0	\$250,000	\$0	\$250,000	\$0
		Total	\$19,938,410	\$311,590	\$0	\$0	\$0	\$0	\$20,250,000	\$7,200,000	\$13,050,000	\$0
SALT L	7703	Active	MP-0182(6)	MULT	MVC; Salt Lake County PM				Staffing Support			
		Will Not Adv			MVC; Salt Lake County PM							
		LOCAL_INKIND	\$0	\$0	\$0	\$0	\$0	\$0	\$0	\$0	\$0	\$0
		L_BETTERMENT	\$38,333,979	\$0	\$0	\$0	\$0	\$0	\$38,333,979	\$0	\$0	\$38,333,979
		ST_BONDS_MVC	\$55,800,000	\$0	\$0	\$0	\$0	\$0	\$55,800,000	\$0	\$55,800,000	\$0
		ST_CHF_TIF	\$193,845,199	\$0	\$0	\$0	\$0	\$0	\$193,845,199	\$0	\$193,845,199	\$0
		ST_CONST	\$0	\$500,000	\$0	\$0	\$0	\$0	\$500,000	\$0	\$500,000	\$0
		ST_GF_CHN	\$128,755,865	\$0	\$0	\$0	\$0	\$0	\$128,755,865	\$0	\$128,755,865	\$0
		ST_GF_TIF	\$7,500,000	\$0	\$0	\$0	\$0	\$0	\$7,500,000	\$0	\$7,500,000	\$0
		ST_TIF	\$3,655,757	\$14,895,969	\$1,389,052	\$0	\$0	\$0	\$19,940,779	\$0	\$19,940,779	\$0
		Total	\$427,890,800	\$15,395,969	\$1,389,052	\$0	\$0	\$0	\$444,675,822	\$0	\$406,341,843	\$38,333,979
SALT L	8110	Awarded	F-LC35(202)	MULT	Highland Drive Improvements							
		Adv Dt: 06/09/18			SR-152; MP 2.78 - 3.04 & Cnty:FA-2082; MP 11.82 - 12.57 & Cnty:FA-2116; MP 2.98 - 3.18							
		LOCAL_INKIND	\$0	\$126,616	\$0	\$0	\$0	\$0	\$126,616	\$0	\$0	\$126,616
		STP_URB_SL	\$3,472,259	\$978,952	\$0	\$0	\$0	\$0	\$4,451,210	\$4,149,863	\$0	\$301,347
		STP_URB_SL@1	\$1,743,641	\$0	\$0	\$0	\$0	\$0	\$1,743,641	\$1,743,641	\$0	\$0
		Total	\$5,215,900	\$1,105,568	\$0	\$0	\$0	\$0	\$6,321,468	\$5,893,505	\$0	\$427,963
SALT L	8314	Undr Const	S-0085(5)0	MULT	SR-85, MVC; 5400 South to 4100 South				New Capacity			
		Will Not Adv			SR-85; MP 17.44 - 18.66 & MVC;5400 South to 4100 South							
		L_BETTERMENT	\$1,981,608	\$0	\$0	\$0	\$0	\$0	\$1,981,608	\$0	\$0	\$1,981,608
		ST_CHF_TIF	\$100,000	\$0	\$0	\$0	\$0	\$0	\$100,000	\$0	\$100,000	\$0
		ST_TIF	\$108,157,783	\$3,038,771	\$0	\$0	\$0	\$0	\$111,196,554	\$0	\$111,196,554	\$0
		ST_TIF_SB229	\$0	\$0	\$0	\$0	\$0	\$0	\$0	\$0	\$0	\$0
		Total	\$110,239,391	\$3,038,771	\$0	\$0	\$0	\$0	\$113,278,161	\$0	\$111,296,554	\$1,981,608



DRAFT

DRAFT for Release for PUBLIC COMMENT

UDOT electronic Program Management

Statewide Transportation Improvement Program



STIP 2019-2024

Report Run on: Sep 04, 2018, 05:59 A.M.

epm345_stip_report (Rev 1165)

Region	PIN	Status	Project No.	Rt. Beg Len	PIN Description / Project Location				Concept Description			
		Fund	Prior	2019	2020	2021	2022	CD	Total	Fed Aid	State	Other
Salt Lake County Projects												
SALT L	11986	Undr Const	F-LC35(241)	MULT	Porter Rockwell Blvd. (5th Segment)				New Capacity			
		Adv Dt: 03/17/18	Porter Rockwell Blvd (Fifth Segment); Redwood Road to 0.46 miles east									
		STP_URB_SL	\$500,000	\$0	\$0	\$0	\$0	\$0	\$500,000	\$466,150	\$33,850	\$0
		STP_URB_SL@1	\$4,770,000	\$0	\$0	\$0	\$0	\$0	\$4,770,000	\$4,770,000	\$0	\$0
		ST_PVMT	\$0	\$350,000	\$0	\$0	\$0	\$0	\$350,000	\$0	\$350,000	\$0
		ST_TIF	\$0	\$346,379	\$0	\$0	\$0	\$0	\$346,379	\$0	\$346,379	\$0
		Total	\$5,270,000	\$696,379	\$0	\$0	\$0	\$0	\$5,966,379	\$5,236,150	\$730,229	\$0
SALT L	12566	Undr Const	S-0154(12)11	MULT	4 Interchanges on Bangerter Highway				Upgrade Existing At-Grade Intersection			
		Adv Dt: 09/15/16	SR-154; MP 10.76 - 12.01 & SR-154; MP 7.71 - 8.86 & SR-154; MP 13.32 - 14.38 & SR-154; MP 15.29 - 16.60									
		L_BETTERMENT	\$1,675,633	\$0	\$0	\$0	\$0	\$1,675,633	\$0	\$0	\$1,675,633	
		ST_TIF	\$187,209,820	\$25,883,080	\$0	\$0	\$0	\$0	\$213,092,900	\$0	\$213,092,900	\$0
		Total	\$188,885,453	\$25,883,080	\$0	\$0	\$0	\$0	\$214,768,533	\$0	\$213,092,900	\$1,675,633
SALT L	12587	Undr Const	S-I15-7(324)297	MULT	I-15; SB 12300 South to SR-201				Upgrade Existing Interchange			
		Adv Dt: 09/06/17	I-15; MP 297.28 - 299.05 & I-15; MP 291.40 - 304.50									
		ST_ATMS	\$0	\$0	\$0	\$0	\$0	\$0	\$0	\$0	\$0	\$0
		ST_ATMS_AM	\$0	\$309,000	\$0	\$0	\$0	\$0	\$309,000	\$0	\$309,000	\$0
		ST_BRIDGE	\$0	\$10,800,000	\$0	\$0	\$0	\$0	\$10,800,000	\$0	\$10,800,000	\$0
		ST_TIF	\$29,236,897	\$106,109,103	\$33,854,000	\$0	\$0	\$0	\$169,200,000	\$0	\$169,200,000	\$0
		ST_TIF_SB229	\$0	\$0	\$0	\$0	\$0	\$0	\$0	\$0	\$0	\$0
		Total	\$29,236,897	\$117,218,103	\$33,854,000	\$0	\$0	\$0	\$180,309,000	\$0	\$180,309,000	\$0
SALT L	14937	Scoping	F-LC35(298)	MULT	Herriman Parkway Extension; 6400 W to 6800 W				TIF - Transportation Investment Fund			
		To Be Adv Dt: 03/01/21	Cnty:FA-2159; MP 3.07 - 3.07 & Herriman Parkway Extension; 6400 West to 6800 West									
		LOCAL_GOV'T	\$0	\$0	\$0	\$0	\$3,364,600	\$3,364,600	\$0	\$0	\$3,364,600	
		STP_URB_SL	\$0	\$0	\$0	\$0	\$2,000,000	\$2,000,000	\$2,000,000	\$0	\$0	
		Total	\$0	\$0	\$0	\$0	\$0	\$5,364,600	\$5,364,600	\$2,000,000	\$0	\$3,364,600
SALT L	14943	Scoping	F-LC35(304)	MULT	Herriman - 13400 S, 5600 W & Herriman Pkwy Bike Ln				Transportation Alternatives			
		Will Not Adv	Cnty:FA-2159; MP 3.07 - 4.27 & Cnty:FA-2153; MP 1.44 - 5.87 & Cnty:FA-2035; MP 2.00 - 4.00									
		LOCAL_GOV'T	\$0	\$50,000	\$0	\$0	\$0	\$0	\$50,000	\$0	\$0	\$50,000
		TAP_URB_WFRC	\$0	\$50,000	\$0	\$0	\$0	\$0	\$50,000	\$50,000	\$0	\$0
		Total	\$0	\$100,000	\$0	\$0	\$0	\$0	\$100,000	\$50,000	\$0	\$50,000
SALT L	14944	Active	F-LC35(305)	MULT	SR-210 Widening and Grit Mill Parking Lot				Transportation Alternatives			
		To Be Adv Dt: 01/10/19	SR-210; MP 4.35 - 4.56									
		LOCAL_GOV'T	\$0	\$141,000	\$0	\$0	\$0	\$0	\$141,000	\$0	\$0	\$141,000
		LOCAL_INKIND	\$0	\$14,720	\$0	\$0	\$0	\$0	\$14,720	\$0	\$0	\$14,720
		OTHER	\$0	\$44,361	\$0	\$0	\$0	\$0	\$44,361	\$0	\$0	\$44,361
		ST_CONT_R2	\$0	\$125,000	\$0	\$0	\$0	\$0	\$125,000	\$0	\$125,000	\$0
		TAP_URB_WFRC	\$387,927	\$0	\$0	\$0	\$0	\$0	\$387,927	\$387,927	\$0	\$0
		Total	\$387,927	\$325,081	\$0	\$0	\$0	\$0	\$713,008	\$387,927	\$125,000	\$200,081



DRAFT

DRAFT for Release for PUBLIC COMMENT

UDOT electronic Program Management

Statewide Transportation Improvement Program



STIP 2019-2024

Report Run on: Sep 04, 2018, 05:59 A.M.

epm345_stip_report (Rev 1165)

Region	PIN	Status	Project No.	Rt. Beg Len	PIN Description / Project Location				Concept Description				
		Fund	Prior	2019	2020	2021	2022	CD	Total	Fed Aid	State	Other	
Salt Lake County Projects													
SALT L	14945	Scoping	F-LC35(306)	MULT	Midas Creek Trail; Mountain View to 4000 W				Transportation Alternatives				
		To Be Adv Dt: 02/20/19			Sec 1 completes a gap, Sec 2 Bridge over Welby Jacobs Canal, Sec 3 will extend trail to 4000 West								
		LOCAL_GOV	\$16,763	\$0	\$0	\$0	\$0	\$0	\$16,763	\$0	\$0	\$16,763	
		LOCAL_MATCH	\$13,237	\$0	\$0	\$0	\$0	\$0	\$13,237	\$0	\$0	\$13,237	
		TAP_URB_WFRC	\$23,308	\$158,978	\$0	\$0	\$0	\$0	\$182,285	\$182,285	\$0	\$0	
		Total	\$53,308	\$158,978	\$0	\$0	\$0	\$0	\$212,285	\$182,285	\$0	\$30,000	
SALT L	14946	Scoping	F-LC35(307)	MULT	Corner Canyon Creek/ East Jordan Canal Trail				Transportation Alternatives				
		To Be Adv Dt: 01/31/19			Smith Fields Park to Willow Creek Trail & Stokes Ave								
		LOCAL_GOV	\$0	\$0	\$0	\$0	\$0	\$0	\$0	\$0	\$0	\$0	
		LOCAL_MATCH	\$0	\$42,685	\$0	\$0	\$0	\$0	\$42,685	\$0	\$0	\$42,685	
		TAP_URB_WFRC	\$587,815	\$0	\$0	\$0	\$0	\$0	\$587,815	\$587,815	\$0	\$0	
		Total	\$587,815	\$42,685	\$0	\$0	\$0	\$0	\$630,500	\$587,815	\$0	\$42,685	
SALT L	14950	Scoping	F-LC35(311)	MULT	Daybreak Parkway & Lake Run Intersection Crossing				Pedestrian/Bicycle Safety				
		To Be Adv Dt: 01/09/19			Cnty:FA-2060; MP 3.32 - 3.32 & Cnty:FA-2060; MP 3.32 - 3.32								
		LOCAL_GOV	\$0	\$18,238	\$0	\$0	\$0	\$0	\$18,238	\$0	\$0	\$18,238	
		TAP_URB_WFRC	\$10,000	\$241,162	\$0	\$0	\$0	\$0	\$251,162	\$251,162	\$0	\$0	
		Total	\$10,000	\$259,400	\$0	\$0	\$0	\$0	\$269,400	\$251,162	\$0	\$18,238	
SALT L	16922	Funding	NEWPROJ(16922)	MULT	7000 South; 1300 West to Bangerter Highway - Study				Document EA/EIS				
		To Be Adv Dt:			Cnty:FA-2104; MP 1.24 - 3.19 & Cnty:FA-2104; MP 3.19 - 3.19								
NEW		LOCAL_GOV	\$0	\$0	\$0	\$0	\$0	\$927,384	\$927,384	\$0	\$0	\$927,384	
		STP_URB_SL	\$0	\$0	\$0	\$0	\$0	\$1,072,616	\$1,072,616	\$1,000,000	\$0	\$72,616	
		Total	\$0	\$0	\$0	\$0	\$0	\$2,000,000	\$2,000,000	\$1,000,000	\$0	\$1,000,000	
SALT L	16943	Funding	NEWPROJ(16943)	MULT	14600 South; Railroad Bridge to Redwood Bike/ Ped				Pedestrian/Bike facility				
		To Be Adv Dt:			Cnty:FA-2038; MP .92 - 2.17 & Cnty:FA-2038; MP 2.17 - 2.17								
NEW		CMAQ_WFRC	\$0	\$0	\$0	\$0	\$0	\$1,142,000	\$1,142,000	\$1,064,687	\$0	\$77,313	
SALT L	13149	Advertised	S-0085(9)	OTHER	SR-85, MVC; 4100 South to SR-201				New Capacity				
		Adv Dt: 06/26/18			New Mountain View Corridor Alignment								
		LOCAL_GOV	\$86,343	\$13,657	\$0	\$0	\$0	\$0	\$100,000	\$0	\$0	\$100,000	
		ST_CONT_R2	\$0	\$315,000	\$0	\$0	\$0	\$0	\$315,000	\$0	\$315,000	\$0	
		ST_TIF	\$28,413,510	\$113,912,490	\$167,004,000	\$148,258,000	\$37,412,000	\$0	\$495,000,000	\$0	\$495,000,000	\$0	
		Total	\$28,499,853	\$114,241,147	\$167,004,000	\$148,258,000	\$37,412,000	\$0	\$495,415,000	\$0	\$495,315,000	\$100,000	
SALT L	15670	Scoping	S-R299(261)	OTHER	Porter Rockwell (Bridge)				New Capacity				
		To Be Adv Dt: 04/01/21			NA								
		ST_TIF	\$0	\$7,000,000	\$21,170,000	\$21,830,000	\$0	\$0	\$50,000,000	\$0	\$50,000,000	\$0	
SALT L	8599	Scoping	NEWPROJECT-0027()	OTHER	TRANSIT ORIENTED DEVELOPMENT @ 1000 SO. TRAX STA.								
		Will Not Adv			TRANSIT ORIENTED DEVELOPMENT (TOD) @ 10000 SOUTH TRAX STA.								
		STP_URB_SL	\$0	\$2,145,232	\$0	\$0	\$0	\$0	\$2,145,232	\$2,000,000	\$0	\$145,232	



DRAFT

DRAFT for Release for PUBLIC COMMENT

UDOT electronic Program Management

Statewide Transportation Improvement Program



STIP 2019-2024

Report Run on: Sep 04, 2018, 05:59 A.M.

epm345_stip_report (Rev 1165)

Region	PIN	Status	Project No.	Rt.	Beg Len	PIN Description / Project Location				Concept Description				
		Fund	Prior		2019	2020	2021	2022	CD	Total	Fed Aid	State	Other	
Salt Lake County Projects														
SALT L	8601	Scoping	F-0210(16)0		OTHER	1 WASATCH BOULEVARD & 7650 SOUTH WASATCH BOULEVARD & 7650 SOUTH								
			To Be Adv Dt: 02/20/20											
		CMAQ_PM2.5			\$0	\$1,593,907	\$0	\$0	\$0	\$0	\$1,593,907	\$1,486,000	\$0	\$107,908
		CMAQ_WFRC			\$0	\$0	\$0	\$0	\$0	\$0	\$0	\$0	\$0	\$0
		Total			\$0	\$1,593,907	\$0	\$0	\$0	\$0	\$1,593,907	\$1,486,000	\$0	\$107,908
SALT L	14939	Scoping	F-LC35(300)		OTHER	SLC Emigration Creek Trail; Connor St - Wasatch Dr Bonneville Golf Course between Connor Street and Wasatch Drive								
			To Be Adv Dt: 01/20/21											
		CMAQ_WFRC			\$0	\$0	\$0	\$0	\$447,000	\$447,000	\$447,000	\$0	\$0	
		LOCAL_GOV			\$0	\$0	\$0	\$0	\$32,700	\$32,700	\$0	\$0	\$32,700	
		Total			\$0	\$0	\$0	\$0	\$479,700	\$479,700	\$447,000	\$0	\$32,700	
SALT L	14949	Active	F-LC35(310)		OTHER	Taylorsville Regional Trail; 5140 So to 5400 So TAYLORSVILLE REGIONAL TRAIL; 5140 South to 5400 South, MP 0.00 to MP 0.4023; LENGTH 0.4023 MILES								
			To Be Adv Dt: 02/05/19											
		LOCAL_GOV			\$0	\$41,998	\$0	\$0	\$0	\$41,998	\$0	\$0	\$41,998	
		TAP_URB_WFRC			\$86,238	\$182,264	\$0	\$0	\$0	\$268,502	\$268,502	\$0	\$0	
		Total			\$86,238	\$224,262	\$0	\$0	\$0	\$310,500	\$268,502	\$0	\$41,998	
SALT L	14952	Scoping	F-LC35(313)		OTHER	Beck Street Protected Bicycle Facility Design Beck Street bicycle lanes in SLC between Chicago St and the existing shared use path on the frontage road								
			To Be Adv Dt: 03/25/21											
		LOCAL_GOV			\$0	\$0	\$0	\$0	\$3,751	\$3,751	\$0	\$0	\$3,751	
		TAP_URB_WFRC			\$0	\$0	\$0	\$0	\$51,649	\$51,649	\$51,649	\$0	\$0	
		Total			\$0	\$0	\$0	\$0	\$55,400	\$55,400	\$51,649	\$0	\$3,751	
SALT L	15912	Scoping	F-LC35(315)		OTHER	2810 South at 8000 West Realignment - Magna 2810 South at 8000 West from 8000 West to 8058 West								
			To Be Adv Dt: 09/02/21											
		LOCAL_GOV			\$0	\$0	\$0	\$0	\$710,340	\$710,340	\$0	\$0	\$710,340	
		STP_URB_SL			\$0	\$0	\$0	\$0	\$1,290,560	\$1,290,560	\$1,203,189	\$0	\$87,371	
		Total			\$0	\$0	\$0	\$0	\$2,000,900	\$2,000,900	\$1,203,189	\$0	\$797,711	
SALT L	15913	Scoping	F-LC35(316)		OTHER	4150 West; 12600 S to 13400 S, New Const, Riverton 4150 West from 12600 South to 13400 South								
			To Be Adv Dt: 05/18/22											
		LOCAL_GOV			\$0	\$0	\$0	\$0	\$11,813,411	\$11,813,411	\$0	\$0	\$11,813,411	
		STP_URB_SL			\$0	\$0	\$0	\$0	\$5,899,389	\$5,899,389	\$5,500,000	\$0	\$399,389	
		Total			\$0	\$0	\$0	\$0	\$17,712,800	\$17,712,800	\$5,500,000	\$0	\$12,212,800	
SALT L	15918	STIP	F-R299(271)		OTHER	UTA Locomotive Over Haul UTA Frontrunner Station								
			Will Not Adv											
		CMAQ_WFRC			\$0	\$1,258,001	\$0	\$0	\$1,000,000	\$2,258,001	\$2,105,134	\$0	\$152,867	
		LOCAL_GOV			\$0	\$1,257,999	\$0	\$0	\$0	\$1,257,999	\$0	\$0	\$1,257,999	
		Total			\$0	\$2,516,000	\$0	\$0	\$1,000,000	\$3,516,000	\$2,105,134	\$0	\$1,410,866	
SALT L	15919	Scoping	F-R299(272)		OTHER	Salt Lake County Signal Interconnect - UDOT TOC Signal Interconnect - UDOT TOC								
			To Be Adv Dt: 08/17/21											
		CMAQ_WFRC			\$0	\$0	\$0	\$0	\$965,354	\$965,354	\$900,000	\$0	\$65,354	
		LOCAL_GOV			\$0	\$0	\$0	\$0	\$643,246	\$643,246	\$0	\$0	\$643,246	
		Total			\$0	\$0	\$0	\$0	\$1,608,600	\$1,608,600	\$900,000	\$0	\$708,600	



DRAFT

DRAFT for Release for PUBLIC COMMENT

UDOT electronic Program Management

Statewide Transportation Improvement Program



STIP 2019-2024

Report Run on: Sep 04, 2018, 05:59 A.M.

epm345_stip_report (Rev 1165)

Region	PIN	Status	Project No.	Rt. Beg Len	PIN Description / Project Location				Concept Description				
		Fund	Prior	2019	2020	2021	2022	CD	Total	Fed Aid	State	Other	
Salt Lake County Projects													
SALT L	15920	Scoping	F-R299(273)	OTHER	Salt Lake City Traffic Signal Synchronization				Traffic Signal Coordination				
		To Be Adv Dt: 08/17/21			349 South 200 East								
		CMAQ_WFRC		\$0	\$0	\$0	\$0	\$0	\$997,533	\$997,533	\$930,000	\$0	\$67,533
		LOCAL_GOVT		\$0	\$0	\$0	\$0	\$0	\$2,467	\$2,467	\$0	\$0	\$2,467
		Total		\$0	\$0	\$0	\$0	\$0	\$1,000,000	\$1,000,000	\$930,000	\$0	\$70,000
SALT L	15925	Scoping	F-R299(274)	OTHER	'Utah & Salt Lake Canal Trail Extension				Pedestrian/Bicycle Safety				
		To Be Adv Dt: 08/17/22			'Utah & Salt Lake Canal Trail Extension from Mountain View Corridor Trail to 6400 West								
		TAP_URB_WFRC		\$0	\$0	\$0	\$0	\$0	\$291,000	\$291,000	\$271,299	\$0	\$19,701
SALT L	15926	Scoping	F-R299(275)	OTHER	'Kearns Bicycle Route Signing Wayfinding - Kearns				Pedestrian/Bicycle Safety				
		To Be Adv Dt: 07/26/22			'Kearns Bicycle Route Signing Wayfinding - Kearns Metro Boundaries								
		LOCAL_GOVT		\$0	\$0	\$0	\$0	\$0	\$15,643	\$15,643	\$0	\$0	\$15,643
		TAP_URB_WFRC		\$0	\$0	\$0	\$0	\$0	\$64,357	\$64,357	\$60,000	\$0	\$4,357
		Total		\$0	\$0	\$0	\$0	\$0	\$80,000	\$80,000	\$60,000	\$0	\$20,000
SALT L	15927	Scoping	F-R299(276)	OTHER	Salt Lake City Transit Stop Improvements City Wide				Transportation Alternatives				
		To Be Adv Dt: 08/17/22			Salt Lake Transit Stop Improvements - City wide								
		LOCAL_GOVT		\$0	\$0	\$0	\$0	\$0	\$493	\$493	\$0	\$0	\$493
		TAP_URB_WFRC		\$0	\$0	\$0	\$0	\$0	\$199,507	\$199,507	\$186,000	\$0	\$13,507
		Total		\$0	\$0	\$0	\$0	\$0	\$200,000	\$200,000	\$186,000	\$0	\$14,000
SALT L	15928	STIP	F-R299(277)	OTHER	Update Bike Cars on FrontRunner				Pedestrian/Bicycle Safety				
		To Be Adv Dt:			Update Bike Cars on FrontRunner, This request is for new bike racks on 10 of UTA's 16 FrontRunner bike cars.								
		TAP_URB_WFRC		\$0	\$0	\$0	\$0	\$0	\$194,800	\$194,800	\$181,612	\$0	\$13,188
SALT L	15929	Scoping	F-R299(278)	OTHER	'Salt Lake County Bicycle Counters - SL Valley				Pedestrian/Bicycle Safety				
		To Be Adv Dt: 08/17/22			Salt Lake County Bicycle Counters - Salt Lake Valley Metro Area								
		LOCAL_GOVT		\$0	\$0	\$0	\$0	\$0	\$85,377	\$85,377	\$0	\$0	\$85,377
		TAP_URB_WFRC		\$0	\$0	\$0	\$0	\$0	\$214,523	\$214,523	\$200,000	\$0	\$14,523
		Total		\$0	\$0	\$0	\$0	\$0	\$299,900	\$299,900	\$200,000	\$0	\$99,900
SALT L	15936	Funding	NEWPROJ(15936)	OTHER	8600 South; 5600 West to 6000 West				New Bridge/Bridge Replacement				
		To Be Adv Dt:			8600 South Bridge over Mountain View Corridor from 5600 West to 6000 West								
NEW		LOCAL_GOVT		\$0	\$0	\$0	\$0	\$0	\$6,176,553	\$6,176,553	\$0	\$0	\$6,176,553
		STP_URB_SL		\$0	\$0	\$0	\$1,072,616	\$0	\$750,831	\$1,823,447	\$1,700,000	\$0	\$123,447
		ST_TIF		\$0	\$0	\$0	\$0	\$0	\$4,000,000	\$4,000,000	\$0	\$4,000,000	\$0
		Total		\$0	\$0	\$0	\$1,072,616	\$0	\$10,927,384	\$12,000,000	\$1,700,000	\$4,000,000	\$6,300,000
SALT L	16931	Funding	NEWPROJ(16931)	OTHER	1780 BRT Connector Road; Bruin Blvd to 4700 South				New Capacity				
		To Be Adv Dt:			New construction from Bruin Blvd to 4700 South - via 1780 West								
NEW		LOCAL_GOVT		\$0	\$0	\$0	\$0	\$0	\$300,000	\$300,000	\$0	\$0	\$300,000
		STP_URB_SL		\$0	\$0	\$0	\$0	\$0	\$702,800	\$702,800	\$655,220	\$0	\$47,580
		Total		\$0	\$0	\$0	\$0	\$0	\$1,002,800	\$1,002,800	\$655,220	\$0	\$347,580
SALT L	16932	Funding	NEWPROJ(16932)	OTHER	University of Utah Hospital Stop Expansion				UTA/Transit				
		To Be Adv Dt:			Extend the existing Bus Bays and Bus Parking area								
NEW		STP_URB_SL		\$0	\$0	\$0	\$0	\$0	\$399,400	\$399,400	\$372,361	\$0	\$27,039



DRAFT

DRAFT for Release for PUBLIC COMMENT

UDOT electronic Program Management

Statewide Transportation Improvement Program



STIP 2019-2024

Report Run on: Sep 04, 2018, 05:59 A.M.

epm345_stip_report (Rev 1165)

Region	PIN	Status	Project No.	Rt.	Beg Len	PIN Description / Project Location				Concept Description				
		Fund	Prior		2019	2020	2021	2022	CD	Total	Fed Aid	State	Other	
Salt Lake County Projects														
SALT L	16940	Funding	NEWPROJ(16940)	OTHER		Salt Lake Green Bike Share Expansion				Pedestrian/Bike facility				
		To Be Adv Dt:				Bike Share Expansion in Salt Lake City Proper								
NEW		CMAQ_WFRC			\$0	\$0	\$0	\$0	\$637,027	\$637,027	\$593,900	\$0	\$43,127	
SALT L	16949	Funding	NEWPROJ(16949)	OTHER		Northwest Avenue Sidewalk; 5415 So to 5570 So				Pedestrian/Bike facility				
		To Be Adv Dt:				Construct sidewalk, curb, and gutter on the west side of Northwest avenue from 5415 S to existing sidewalk at about 5570 S								
NEW		TAP_URB_WFRC			\$0	\$0	\$208,000	\$0	\$0	\$0	\$208,000	\$193,918	\$0	\$14,082
SALT L	16950	Funding	NEWPROJ(16950)	OTHER		Salt Lake Urbanized Area Bus Bike Rack Expansion				UTA/Transit				
		To Be Adv Dt:				Salt Lake Urban Area - Replace UTA Bus Bike Racks for two bikes to Bike Racks for three bikes								
NEW		TAP_URB_WFRC			\$0	\$0	\$91,200	\$0	\$0	\$0	\$91,200	\$85,026	\$0	\$6,174
SALT L	3616	Active	SP-0182(1)0			Mountain View Corridor Presevation								
		Will Not Adv				Mountain View Corridor								
		ST_CORR_PRES			\$28,626,040	\$32,797,960	\$0	\$0	\$0	\$0	\$61,424,000	\$0	\$61,424,000	\$0
SALT L	3904	Active	SP-0071(14)4			700 East Corridor								
		Will Not Adv				Corridor Preservation / Adv. Acquisition								
		ST_CORR_PRES			\$468,486	\$0	\$0	\$0	\$0	\$0	\$468,486	\$0	\$468,486	\$0
SALT L	4308	Active	SP-9999(697)			Highland Drive Corridor								
		Will Not Adv				Draper/Sandy to Highland Drive								
		ST_CORR_PRES			\$1,371,317	\$20,683	\$0	\$0	\$0	\$0	\$1,392,000	\$0	\$1,392,000	\$0
SALT L	4310	Active	SP-0068(32)36			Redwood Road Corridor				Chip Seal				
		Will Not Adv				Redwood Road Corridor								
		ST_CORR_PRES			\$6,856	\$0	\$0	\$0	\$0	\$0	\$6,856	\$0	\$6,856	\$0
SALT L	16849	Active	F-ST99(533)			FY 2019 WFRC MPO CPG SL, WVC, O/L AREAS				Annual Work Program				
		Will Not Adv				N/A Annual Work Program								
		FTA_5303			\$0	\$656,230	\$0	\$0	\$0	\$0	\$656,230	\$656,230	\$0	\$0
		L_PASS_MATCH			\$0	\$283,635	\$0	\$0	\$0	\$0	\$283,635	\$0	\$0	\$283,635
		PL_WFRC			\$2,222,725	\$0	\$0	\$0	\$0	\$0	\$2,222,725	\$2,222,725	\$0	\$0
		STP_URB_O/L			\$390,260	\$0	\$0	\$0	\$0	\$0	\$390,260	\$390,260	\$0	\$0
		STP_URB_SL			\$636,740	\$0	\$0	\$0	\$0	\$0	\$636,740	\$636,740	\$0	\$0
		Total			\$3,249,725	\$939,865	\$0	\$0	\$0	\$0	\$4,189,590	\$3,905,955	\$0	\$283,635
SALT L	17015	Scoping	S-R299(301)			2550 South from 5600 West to 8000 West				New Capacity				
		Will Not Adv				2550 South from 5600 West to 8000 West								
		ST_TIF			\$0	\$2,000,000	\$0	\$0	\$0	\$0	\$2,000,000	\$0	\$2,000,000	\$0
SALT L	11083	Scoping	F-2076(1)			1300 East; 1300 South to 2100 South				Reconstruct no widening				
		To Be Adv Dt: 09/25/19				1300 East; 1300 South to 2100 South								
		LOCAL_INKIND			\$0	\$130,000	\$0	\$0	\$0	\$0	\$130,000	\$0	\$0	\$130,000
		STP_URB_SL			\$550,000	\$2,251,241	\$0	\$0	\$0	\$2,145,232	\$4,946,473	\$4,611,597	\$0	\$334,876
		STP_URB_SL@1			\$0	\$1,790,236	\$0	\$0	\$0	\$0	\$1,790,236	\$1,790,236	\$0	\$0
		Total			\$550,000	\$4,171,477	\$0	\$0	\$0	\$2,145,232	\$6,866,709	\$6,401,833	\$0	\$464,876



DRAFT

DRAFT for Release for PUBLIC COMMENT

UDOT electronic Program Management Statewide Transportation Improvement Program



STIP 2019-2024

Report Run on: Sep 04, 2018, 05:59 A.M.

epm345_stip_report (Rev 1165)

Region	PIN	Status	Project No.	Rt. Beg Len	PIN Description / Project Location				Concept Description			State	Other
		Fund	Prior	2019	2020	2021	2022	CD	Total	Fed Aid			
Salt Lake County Projects													
SALT L	11095	Undr Const	F-LC35(218)		9000 South & 4000 West				Intersection Improvements				
		Adv Dt: 03/17/18			9000 South & 4000 West								
		CMAQ_PM2.5		\$826,640	\$0	\$0	\$0	\$0	\$826,640	\$770,676	\$0	\$55,964	
		CMAQ_WFRC		\$10,000	\$0	\$0	\$0	\$0	\$10,000	\$9,323	\$0	\$677	
		Total		\$836,640	\$0	\$0	\$0	\$0	\$836,640	\$779,999	\$0	\$56,641	
SALT L	11097	Scoping	F-LC35(219)		Jordan River Trail - Gardner Village TRAX Station				Pedestrian/Bicycle Safety				
		To Be Adv Dt: 09/05/19			Jordan River Trail - Gardner Village TRAX Station								
		CMAQ_PM2.5		\$80,000	\$231,785	\$0	\$0	\$0	\$311,785	\$290,677	\$0	\$21,108	
		CMAQ_WFRC		\$10,000	\$0	\$0	\$0	\$0	\$10,000	\$9,323	\$0	\$677	
		Total		\$90,000	\$231,785	\$0	\$0	\$0	\$321,785	\$300,000	\$0	\$21,785	
SALT L	11985	Active	F-LC35(240)		Transportation and Land Use Connection Program				Local/MPO/Other Agency Pass-Through				
		Will Not Adv			Project Planning Support - Salt Lake County								
		L_PASS_MATCH		\$0	\$76,973	\$0	\$0	\$0	\$76,973	\$0	\$0	\$76,973	
		STP_URB_SL		\$429,046	\$0	\$0	\$0	\$0	\$429,046	\$400,000	\$0	\$29,046	
		STP_URB_SL@1		\$1,060,000	\$0	\$0	\$0	\$0	\$1,060,000	\$1,060,000	\$0	\$0	
		ST_TRANS_SOL		\$0	\$150,000	\$0	\$0	\$0	\$150,000	\$0	\$150,000	\$0	
		Total		\$1,489,046	\$226,973	\$0	\$0	\$0	\$1,716,019	\$1,460,000	\$150,000	\$106,020	
SALT L	12000	Scoping	F-LC35(247)		Bengal Blvd & 2300 East Round-About				Intersection Modification				
		To Be Adv Dt: 02/27/19			Bengal Blvd & 2300 East Round-About								
		CMAQ_WFRC		\$265,500	\$817,842	\$1,764,454	\$0	\$0	\$2,847,796	\$2,655,000	\$0	\$192,796	
SALT L	13112	Scoping	F-LC35(249)		Porter Rockwell Blvd (4th Seg); East Jordan Canal				TIF - Transportation Investment Fund				
		To Be Adv Dt: 04/19/19			Porter Rockwell Blvd (4th Seg); East Jordan Canal								
		LOCAL_INKIND		\$0	\$438,337	\$0	\$0	\$0	\$438,337	\$0	\$0	\$438,337	
		STP_URB_SL		\$536,073	\$5,500,290	\$0	\$0	\$0	\$6,036,363	\$6,036,363	\$0	\$0	
		Total		\$536,073	\$5,938,628	\$0	\$0	\$0	\$6,474,700	\$6,036,363	\$0	\$438,337	
SALT L	13113	Scoping	F-LC35(250)		11800 South; Mountain View Corridor to 5600 West				TIF - Transportation Investment Fund				
		To Be Adv Dt: 05/29/20			11800 South; Mountain View Corridor to 5600 West								
		STP_URB_SL		\$0	\$1,340,770	\$0	\$0	\$804,462	\$2,145,232	\$2,000,000	\$0	\$145,232	
SALT L	13114	Scoping	F-0089(392)0		9270 South & State Street; 150 East to State St.				Intersection Improvements				
		To Be Adv Dt: 01/31/19			9270 South & State Street; 150 East to State St.								
		STP_URB_SL		\$450,000	\$1,598,696	\$1,387,704	\$0	\$0	\$3,436,400	\$3,203,756	\$0	\$232,644	
SALT L	13116	Scoping	F-LC35(252)		3200 West; 10431 South to 10600 South				Reconstruct & Widening				
		To Be Adv Dt: 11/01/18			3200 West; 10431 South to 10600 South								
		STP_URB_SL		\$120,000	\$952,616	\$0	\$0	\$0	\$1,072,616	\$1,000,000	\$0	\$72,616	
SALT L	13125	Scoping	F-LC35(254)		Sugarhouse Streetcar Double Track; 300 E to 500 E				UTA/Transit				
		Will Not Adv			Sugarhouse Streetcar Double Track; 300 E to 500 E								
		CMAQ_WFRC		\$0	\$804,462	\$429,046	\$0	\$804,462	\$2,037,970	\$1,899,999	\$0	\$137,971	
		LOCAL_GOV		\$0	\$4,000,000	\$0	\$0	\$0	\$4,000,000	\$0	\$0	\$4,000,000	
		Total		\$0	\$4,804,462	\$429,046	\$0	\$804,462	\$6,037,970	\$1,899,999	\$0	\$4,137,971	



DRAFT

DRAFT for Release for PUBLIC COMMENT

UDOT electronic Program Management

Statewide Transportation Improvement Program



STIP 2019-2024

Report Run on: Sep 04, 2018, 05:59 A.M.

epm345_stip_report (Rev 1165)

Region	PIN	Status	Project No.	Rt. Beg Len	PIN Description / Project Location				Concept Description			State	Other
		Fund	Prior	2019	2020	2021	2022	CD	Total	Fed Aid			
Salt Lake County Projects													
SALT L	13126	Scoping Will Not Adv	F-LC35(255)		Hillsborough Pond Park & Ride; Wasatch Blvd. Hillsborough Pond Park & Ride; Wasatch Blvd.				UTA/Transit				
		CMAQ_WFRC		\$0	\$536,308	\$1,248,392	\$0	\$0	\$0	\$1,784,700	\$1,663,876	\$0	\$120,824
SALT L	13127	Scoping Will Not Adv	F-LC35(256)		Depot District Service Center (DDSC): 669 W 200 So Depot District Service Center (DDSC): 669 W 200 So				UTA/Transit				
		CMAQ_WFRC		\$0	\$536,308	\$482,677	\$0	\$0	\$0	\$1,018,985	\$950,000	\$0	\$68,985
		FTASEC_5309		\$0	\$5,560,000	\$0	\$0	\$0	\$0	\$5,560,000	\$4,448,000	\$0	\$1,112,000
		FTASEC_5339		\$0	\$0	\$0	\$0	\$0	\$0	\$0	\$0	\$0	\$0
		FTA_5339_80		\$0	\$15,750,000	\$0	\$0	\$0	\$0	\$15,750,000	\$12,600,000	\$0	\$3,150,000
		LOCAL_GOVT		\$0	\$49,731,152	\$0	\$0	\$0	\$0	\$49,731,152	\$0	\$0	\$49,731,152
		STP_URB_SL		\$0	\$3,217,848	\$0	\$0	\$0	\$0	\$3,217,848	\$3,000,000	\$0	\$217,848
		Total		\$0	\$74,795,308	\$482,677	\$0	\$0	\$0	\$75,277,985	\$20,998,000	\$0	\$54,279,986
SALT L	13128	Scoping To Be Adv Dt: 02/12/19	F-LC35(257)		Park & Ride Smart Boards, Cottonwood Cnys Park & Ride Smart Boards, Cottonwood Cnys				Traveler Information				
		CMAQ_WFRC		\$0	\$385,115	\$321,785	\$0	\$0	\$0	\$706,900	\$659,043	\$0	\$47,857
SALT L	13130	Scoping To Be Adv Dt: 03/02/21	F-LC35(259)		14600 South; Pony Express Rd to UPRR Bridge 14600 South; Pony Express Rd to UPRR Bridge				Transportation Alternatives				
		CMAQ_WFRC		\$0	\$10,726	\$658,974	\$0	\$0	\$0	\$669,700	\$624,361	\$0	\$45,339
SALT L	13631	Scoping Will Not Adv	F-LC35(266)		Salt Lake City - Bike Share Expansion Salt Lake City - Bike Share Expansion				Trails				
		CMAQ_WFRC		\$25,000	\$243,154	\$347,528	\$0	\$0	\$644,138	\$1,259,820	\$1,174,530	\$0	\$85,290
SALT L	14034	Scoping To Be Adv Dt: 06/01/20	F-LC35(272)		500 West; 3300 South to 3900 South 500 West; 3300 South to 3900 South				Reconstruct & Widening				
		STP_URB_SL		\$0	\$268,154	\$1,877,078	\$0	\$0	\$3,217,848	\$5,363,080	\$4,999,999	\$0	\$363,081
SALT L	14035	Scoping Will Not Adv	F-LC35(273)		Highland Drive EIS Highland Drive EIS				Concept Development				
		STP_URB_SL		\$0	\$321,785	\$1,072,616	\$0	\$0	\$3,217,848	\$4,612,249	\$4,300,000	\$0	\$312,249
SALT L	14036	Scoping To Be Adv Dt: 09/30/19	F-LC35(274)		Salt Lake County Area Signal Detection Upgrade Salt Lake County Area Signal Detection Upgrade				Detection				
		STP_URB_SL		\$0	\$1,083,121	\$1,072,616	\$0	\$0	\$1,501,663	\$3,657,400	\$3,409,794	\$0	\$247,606
SALT L	14039	Scoping To Be Adv Dt: 03/31/22	F-LC35(276)		1300 West; 6600 South to 9400 South 1300 West; 6600 South to 9400 South				Reconstruct & Widening				
		STP_URB_SL		\$0	\$268,154	\$1,340,770	\$0	\$0	\$4,826,772	\$6,435,696	\$5,999,999	\$0	\$435,697
SALT L	14040	Scoping To Be Adv Dt: 12/31/20	F-LC35(277)		2200 West Reconstruction w/ Minor Widening 2200 West; 9400 South to 11400 South				Reconstruct & Widening				
		STP_URB_SL		\$0	\$362,984	\$536,308	\$0	\$0	\$3,606,608	\$4,505,900	\$4,200,851	\$0	\$305,049



DRAFT

DRAFT for Release for PUBLIC COMMENT

UDOT electronic Program Management

Statewide Transportation Improvement Program



STIP 2019-2024

Report Run on: Sep 04, 2018, 05:59 A.M.

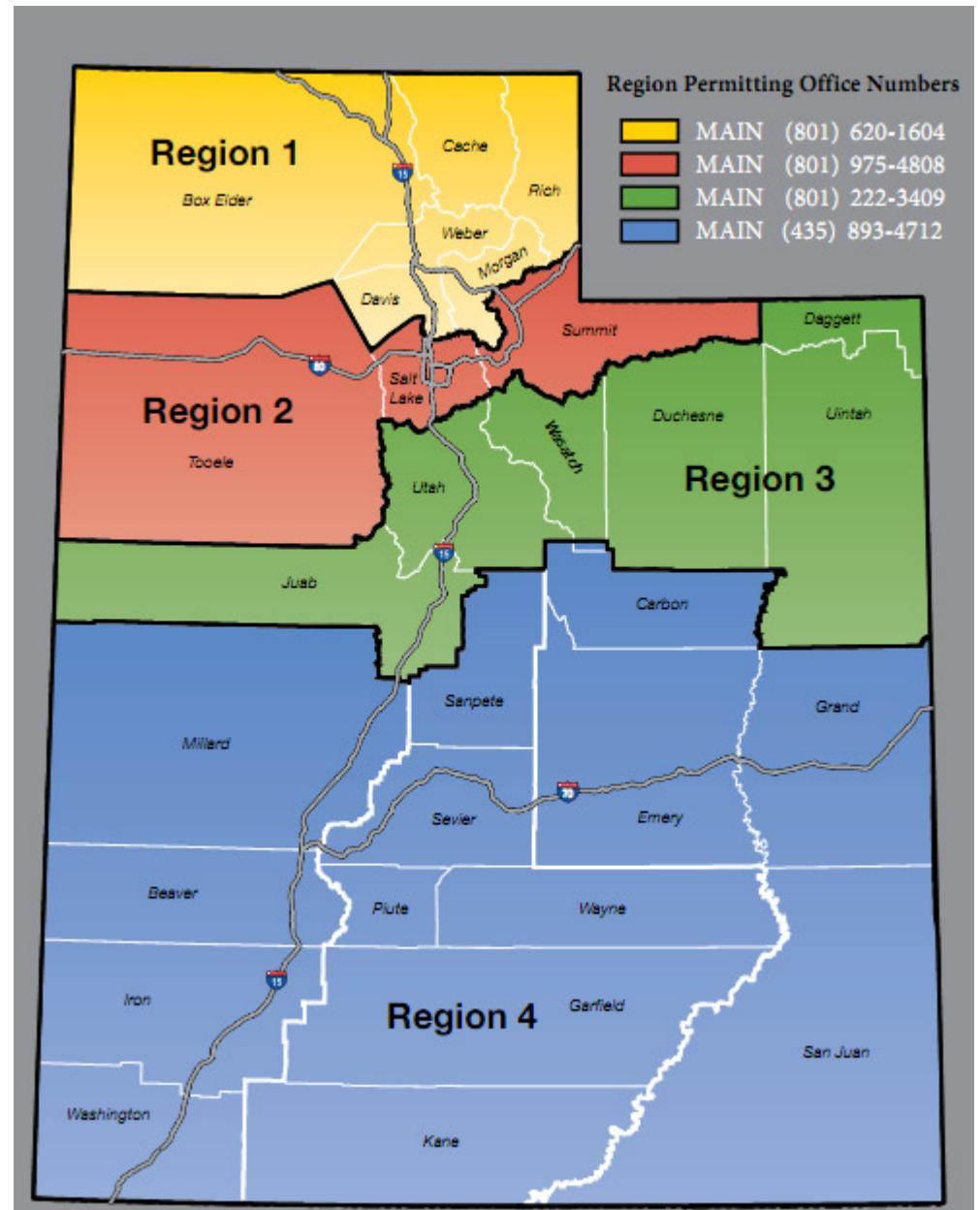
epm345_stip_report (Rev 1165)

Region	PIN	Status	Project No.	Rt. Beg Len	PIN Description / Project Location				Concept Description			
		Fund	Prior	2019	2020	2021	2022	CD	Total	Fed Aid	State	Other
Salt Lake County Projects												
SALT L	14041	Scoping	F-LC35(278)		Highland Drive; Spring Lane to Fardown Avenue				Reconstruct no widening			
		To Be Adv Dt: 01/16/19			Highland Drive; Spring Lane to Fardown Avenue							
		EM_HPP_1702		\$250,000	\$0	\$0	\$0	\$0	\$250,000	\$200,000	\$0	\$50,000
		EQ_BONUS(MG)		\$0	\$0	\$0	\$0	\$0	\$0	\$0	\$0	\$0
		STP_FLX_ST		\$389,634	\$0	\$0	\$0	\$0	\$389,634	\$363,256	\$26,378	\$0
		STP_URB_SL		\$332,511	\$250,641	\$214,523	\$0	\$0	\$1,608,924	\$2,406,599	\$2,243,672	\$162,927
		Total		\$972,145	\$250,641	\$214,523	\$0	\$0	\$1,608,924	\$3,046,233	\$2,806,928	\$212,927
SALT L	14046	Scoping	F-LC35(279)		33/35 MAX Expansion and Optimization				UTA/Transit			
		To Be Adv Dt: 02/12/19			33/35 MAX Expansion and Optimization							
		CMAQ_WFRC		\$0	\$268,154	\$589,939	\$0	\$0	\$2,145,232	\$3,003,325	\$2,800,000	\$203,325
SALT L	14049	Scoping	F-LC35(282)		Bus Route Service Expansion Subsidy				UTA/Transit			
		Will Not Adv			Bus Route Service Expansion Subsidy							
		CMAQ_WFRC		\$0	\$804,462	\$160,892	\$407,646	\$0	\$0	\$1,373,000	\$1,280,048	\$92,952
SALT L	14054	Scoping	F-LC35(285)		1300 South Bypass; 200 East to 200 West				Pedestrian/Bicycle Safety			
		To Be Adv Dt: 01/08/19			1300 South Bypass; 200 East to 200 West							
		TAP_URB_WFRC		\$0	\$347,528	\$0	\$0	\$0	\$0	\$347,528	\$324,000	\$23,528
SALT L	16869	Scoping	F-R299(299)		SLC Bike Share Expansion - GREENbike				Transportation Alternatives			
		Will Not Adv			SLC Bike Share Expansion - GREENbike							
		TAP_URB_WFRC		\$0	\$160,892	\$0	\$0	\$0	\$0	\$160,892	\$150,000	\$10,892

Statewide

Projects that are included in programs often cross city and county lines and as a result, frequently include projects within the boundaries of one or more of the Metropolitan Planning Organizations (MPO).

The “Statewide County Projects” will identify projects and programs in each of the UDOT Regions across the state, but for programming and information are listed all together.





DRAFT

DRAFT for Release for PUBLIC COMMENT

UDOT electronic Program Management

Statewide Transportation Improvement Program



STIP 2019-2024

Report Run on: Sep 04, 2018, 05:59 A.M.

epm345_stip_report (Rev 1165)

Region	PIN	Status	Project No.	Rt. Beg Len	PIN Description / Project Location				Concept Description			
		Fund	Prior	2019	2020	2021	2022	CD	Total	Fed Aid	State	Other
Statewide County Projects												
STATEW	4677	Active	SP-9999(743)	OTHER	UDOT Wetland Mitigation Sites State Funded Project				UDOT Wetland Mitigation Sites State Funded Project			
		Will Not Adv										
		ST_APPROP	\$23,112	\$199	\$0	\$0	\$0	\$0	\$23,311	\$0	\$23,311	\$0
		ST_CONST	\$0	\$10,000	\$0	\$0	\$0	\$0	\$10,000	\$0	\$10,000	\$0
		Total	\$23,112	\$10,199	\$0	\$0	\$0	\$0	\$33,311	\$0	\$33,311	\$0
STATEW	6503	Active	F-SPR-2(207)	OTHER	TRANSPORTATION MANAGEMENT CENTER				TRANSPORTATION MANAGEMENT CENTER - TRAFFIC MGMT COOP INFO.			
		Will Not Adv										
		SPR_P	\$4,431	\$45,569	\$0	\$0	\$0	\$0	\$50,000	\$50,000	\$0	\$0
		ST_ATMS	\$0	\$25,000	\$0	\$0	\$0	\$0	\$25,000	\$0	\$25,000	\$0
		Total	\$4,431	\$70,569	\$0	\$0	\$0	\$0	\$75,000	\$50,000	\$25,000	\$0
STATEW	9933	Active	F-TPF5(244)	OTHER	Pooled Fund Project - TPF5(244) Shaking Table Test				Research			
		Will Not Adv										
		SPR_R	\$115,000	\$0	\$0	\$0	\$0	\$0	\$115,000	\$115,000	\$0	\$0
		SPR_R_100%	\$0	\$1	\$0	\$0	\$0	\$0	\$1	\$1	\$0	\$0
		Total	\$115,000	\$1	\$0	\$0	\$0	\$0	\$115,001	\$115,001	\$0	\$0
STATEW	5451	Active	SP-R299(13)		Various Locations Statewide				Various Locations Statewide			
		Will Not Adv										
		ST_CORR_PRES	\$900,854	\$403,199	\$0	\$0	\$0	\$0	\$1,304,052	\$0	\$1,304,052	\$0
STATEW	10903	Scoping	F-TPF-5(264)		Passive Force-Displacement for Skewed Abutments				Research			
		Will Not Adv										
		EM_2012_IBRD	\$25,000	\$0	\$0	\$0	\$0	\$0	\$25,000	\$25,000	\$0	\$0
		SPR_R_100%	\$375,000	\$0	\$0	\$0	\$0	\$0	\$375,000	\$375,000	\$0	\$0
		Total	\$400,000	\$0	\$0	\$0	\$0	\$0	\$400,000	\$400,000	\$0	\$0
STATEW	11075	Active	F-TPF-5(272)		Evaluation of Lateral Pile Resistance				Research			
		Will Not Adv										
		HSIP_100%	\$10,000	\$0	\$0	\$0	\$0	\$0	\$10,000	\$10,000	\$0	\$0
		SPR_P_100%	\$10,000	\$0	\$0	\$0	\$0	\$0	\$10,000	\$10,000	\$0	\$0
		SPR_R_100%	\$302,000	\$0	\$0	\$0	\$0	\$0	\$302,000	\$302,000	\$0	\$0
		Total	\$322,000	\$0	\$0	\$0	\$0	\$0	\$322,000	\$322,000	\$0	\$0
STATEW	13218	Active	S-ST99(313)		Decision Lens				Planning			
		Will Not Adv										
		ST_CONT_PG	\$219,267	\$0	\$0	\$0	\$0	\$0	\$219,267	\$0	\$219,267	\$0
STATEW	13269	Active	F-TPF-5(312)		TPF-5(312) Western Maintenance Partnership				Research			
		Will Not Adv										
		OTHER	\$1,415	\$13,585	\$0	\$0	\$0	\$0	\$15,000	\$0	\$0	\$15,000
		SPR_R	\$0	\$0	\$0	\$0	\$0	\$0	\$0	\$0	\$0	\$0
		SPR_R_100%	\$115,149	\$0	\$0	\$0	\$0	\$0	\$115,149	\$115,149	\$0	\$0
		ST_CONST	\$15,000	\$0	\$0	\$0	\$0	\$0	\$15,000	\$0	\$15,000	\$0
		Total	\$131,565	\$13,585	\$0	\$0	\$0	\$0	\$145,149	\$115,149	\$15,000	\$15,000



DRAFT

DRAFT for Release for PUBLIC COMMENT

UDOT electronic Program Management

Statewide Transportation Improvement Program



STIP 2019-2024

Report Run on: Sep 04, 2018, 05:59 A.M.

epm345_stip_report (Rev 1165)

Region	PIN	Status	Project No.	Rt. Beg Len	PIN Description / Project Location				Concept Description			
		Fund	Prior	2019	2020	2021	2022	CD	Total	Fed Aid	State	Other
Statewide County Projects												
STATEW	14378	Scoping	F-ST99(379)		Develop Long Range Plan Framework Using SHRP2 C01				Planning			
		To Be Adv Dt: 01/28/16			Develop Long Range Plan Framework Using SHRP2 C01							
		FA_SHRP2	\$300,000	\$0	\$0	\$0	\$0	\$0	\$300,000	\$300,000	\$0	\$0
		SPR_P	\$893,994	\$0	\$0	\$0	\$0	\$0	\$893,994	\$715,195	\$178,799	\$0
		Total	\$1,193,994	\$0	\$0	\$0	\$0	\$0	\$1,193,994	\$1,015,195	\$178,799	\$0
STATEW	14395	Active	S-ST99(380)		Property Inventory				Develop Documents			
		To Be Adv Dt: 03/07/16			Study to find and document all of the properties owned by UDOT							
		ST_CONST	\$204,319	\$45,681	\$0	\$0	\$0	\$0	\$250,000	\$0	\$250,000	\$0
STATEW	14428	Active	F-ST99(382)		SHRP 2 Safety Data Research, Phase II				Research			
		Will Not Adv			SHRP 2 Safety Data Research, Phase II							
		FA_SHRP2	\$275,705	\$0	\$0	\$0	\$0	\$0	\$275,705	\$275,705	\$0	\$0
		ST_CONST	\$9,293	\$5,707	\$0	\$0	\$0	\$0	\$15,000	\$0	\$15,000	\$0
		ST_SPOT_SFTY	\$0	\$35,000	\$0	\$0	\$0	\$0	\$35,000	\$0	\$35,000	\$0
		Total	\$284,998	\$40,707	\$0	\$0	\$0	\$0	\$325,705	\$275,705	\$50,000	\$0
STATEW	14647	Scoping	S-ST99(394)		Statewide Storm Drain System and Outfall Mapping				Enviro. Mitigation/Storm Water Pollution/ etc			
		Will Not Adv			Statewide Storm Drain System and Outfall Mapping							
		ST_CONST	\$20,899	\$379,101	\$0	\$0	\$0	\$0	\$400,000	\$0	\$400,000	\$0
STATEW	15004	Active	F-TPF-5(349)		2017 Pooled Fund Study, Western Alliance QTC				Research			
		Will Not Adv			Pooled Fund Study, Western Alliance QTC							
		OTHER	\$74,422	\$89,097	\$0	\$0	\$0	\$0	\$163,519	\$0	\$0	\$163,519
		SPR_R_100%	\$87,000	\$0	\$0	\$0	\$0	\$0	\$87,000	\$87,000	\$0	\$0
		Total	\$161,422	\$89,097	\$0	\$0	\$0	\$0	\$250,519	\$87,000	\$0	\$163,519
STATEW	15017	Scoping	F-TPF-5(350)		TPF-5(350) Development of NGL				Research			
		Will Not Adv			Research							
		LOCAL_GOV	\$0	\$0	\$0	\$0	\$0	\$0	\$0	\$0	\$0	\$0
		OTHER	\$0	\$40,000	\$0	\$0	\$0	\$0	\$40,000	\$0	\$0	\$40,000
		SPR_R_100%	\$100,000	\$0	\$0	\$0	\$0	\$0	\$100,000	\$100,000	\$0	\$0
		Total	\$100,000	\$40,000	\$0	\$0	\$0	\$0	\$140,000	\$100,000	\$0	\$40,000
STATEW	15032	Active	S-ST99(417)		Wet Weather Monitoring				Drainage - Maint			
		Will Not Adv			Statewide ; Wet Water Sampling Project							
		ST_CODE_ONE	\$3,252	\$409,248	\$0	\$0	\$0	\$165,000	\$577,500	\$0	\$577,500	\$0
STATEW	15069	Active	F-ST99(425)		FY17 FTA 5304 Statewide / Rural Transit Planning				UTA/Transit			
		Will Not Adv			Statewide Rural Transit Planning							
		FTA_5304_80%	\$1,254,632	\$24,104	\$0	\$0	\$0	\$0	\$1,278,736	\$1,278,736	\$0	\$0
		L_PASS_MATCH	\$0	\$289,554	\$0	\$0	\$0	\$0	\$289,554	\$0	\$0	\$289,554
		Total	\$1,254,632	\$313,658	\$0	\$0	\$0	\$0	\$1,568,290	\$1,278,736	\$0	\$289,554
STATEW	15590	Active	F-ST99(464)		FISCAL YEAR 2018-2019 LTAP PROGRAM				Annual Work Program			
		Will Not Adv			N/A Fiscal Year 2018 LTAP Program							
		FA_LTAP	\$610,280	\$0	\$0	\$0	\$0	\$0	\$610,280	\$305,140	\$305,140	\$0



DRAFT

DRAFT for Release for PUBLIC COMMENT

UDOT electronic Program Management

Statewide Transportation Improvement Program



STIP 2019-2024

Report Run on: Sep 04, 2018, 05:59 A.M.

epm345_stip_report (Rev 1165)

Region	PIN	Status Fund	Project No. Prior	Rt. Beg Len 2019	PIN Description / Project Location 202020212022				Concept Description CDTotalFed AidStateOther				
Statewide County Projects													
STATEW	15880	Scoping Will Not Adv ST_TIF	S-ST99(480)		RECREATION & TOURISM PROGRAM DEVELOPMENT & ADMIN. Recreation & Tourism Program				Develop Documents				
			\$119,116	\$0	\$0	\$0	\$0	\$0	\$119,116	\$0	\$119,116	\$0	
STATEW	15939	Active Will Not Adv SPR_R	F-ST99(484)		Research Innovation Support Statewide project - no distinct locations				Annual Work Program				
			\$40,000	\$0	\$0	\$0	\$0	\$0	\$40,000	\$32,000	\$8,000	\$0	
STATEW	16050	Scoping To Be Adv Dt: 02/13/19 FA_MISC	F-ST99(499)		Project Management Training Statewide training				Education				
			\$7,661	\$0	\$0	\$0	\$0	\$0	\$7,661	\$6,129	\$1,532	\$0	
STATEW	16101	Scoping Will Not Adv FA_MISC_100% STP_FLX_ST	F-ST99(500)		Highway Use Tax Evasion Project FY 2018-2021 N/A				Annual Work Program				
			\$0	\$0	\$0	\$0	\$0	\$0	\$0	\$0	\$0	\$0	
			\$143,600	\$287,200	\$143,600	\$0	\$0	\$143,600	\$718,000	\$718,000	\$0	\$0	
			Total	\$143,600	\$287,200	\$143,600	\$0	\$0	\$143,600	\$718,000	\$718,000	\$0	\$0
STATEW	16752	Active Will Not Adv FA_MISC_100% ST_MATCH	F-ST99(517)		Resilience & Durability of Our Transportation Sys. Improvements to the Resilience and Durability of our Transportation System				Research				
			\$249,990	\$0	\$0	\$0	\$0	\$0	\$249,990	\$249,990	\$0	\$0	
			\$0	\$74,672	\$0	\$0	\$0	\$0	\$74,672	\$0	\$74,672	\$0	
			Total	\$249,990	\$74,672	\$0	\$0	\$0	\$0	\$324,662	\$249,990	\$74,672	\$0
STATEW	16761	Active Will Not Adv SPR_P_100% SPR_R_100%	F-TPF-5(381)		TPF-5(381) Evaluation of Lateral Pile Resistance Study				Study				
			\$20,000	\$0	\$0	\$0	\$0	\$0	\$20,000	\$20,000	\$0	\$0	
			\$160,000	\$0	\$0	\$0	\$0	\$0	\$160,000	\$160,000	\$0	\$0	
			Total	\$180,000	\$0	\$0	\$0	\$0	\$180,000	\$180,000	\$0	\$0	
STATEW	17039	Scoping Will Not Adv ST_TIF	S-ST99(561)		Document Controls for Project Delivery Document Controls for Project Delivery				Education				
			\$0	\$250,000	\$0	\$0	\$0	\$0	\$250,000	\$0	\$250,000	\$0	
STATEW	17049	STIP To Be Adv Dt: ST_PR	S-ST99(562)		UVISION - Statewide Planning Development UVISION - Statewide Planning Development				Staffing Support				
			\$0	\$150,000	\$0	\$0	\$0	\$0	\$150,000	\$0	\$150,000	\$0	
STATEW	12668	Active Will Not Adv HSIP SEC164_HSIP SPR_P SPR_R ST_CONST	F-ST99(262)		GIS / Enterprise Data Management Support Statewide; Staffing Support				Staffing Support				
			\$200,000	\$0	\$0	\$0	\$0	\$0	\$200,000	\$186,460	\$13,540	\$0	
			\$0	\$0	\$0	\$0	\$0	\$0	\$0	\$0	\$0	\$0	
			\$165,000	\$50,000	\$0	\$0	\$0	\$0	\$215,000	\$172,000	\$43,000	\$0	
			\$35,000	\$0	\$0	\$0	\$0	\$0	\$35,000	\$28,000	\$7,000	\$0	
			\$0	\$0	\$0	\$0	\$0	\$0	\$0	\$0	\$0	\$0	
			Total	\$400,000	\$50,000	\$0	\$0	\$0	\$450,000	\$386,460	\$63,540	\$0	

Tooele County

In October 2004, the Tooele Valley Rural Planning Organization (RPO) was formed to establish a process to assist the local jurisdictions within Tooele Valley in working cooperatively to plan the transportation system and prioritize transportation projects.

Although Tooele County is not within the Urbanized Boundaries of Wasatch Front Regional Council (WFRC), they are a member of the Regional Council Board and as such, their projects are included in the WFRC TIP as a resource to the County and the Cities and Towns.

The Cities and Towns of Tooele County include;

Grantsville City

Ophir Town

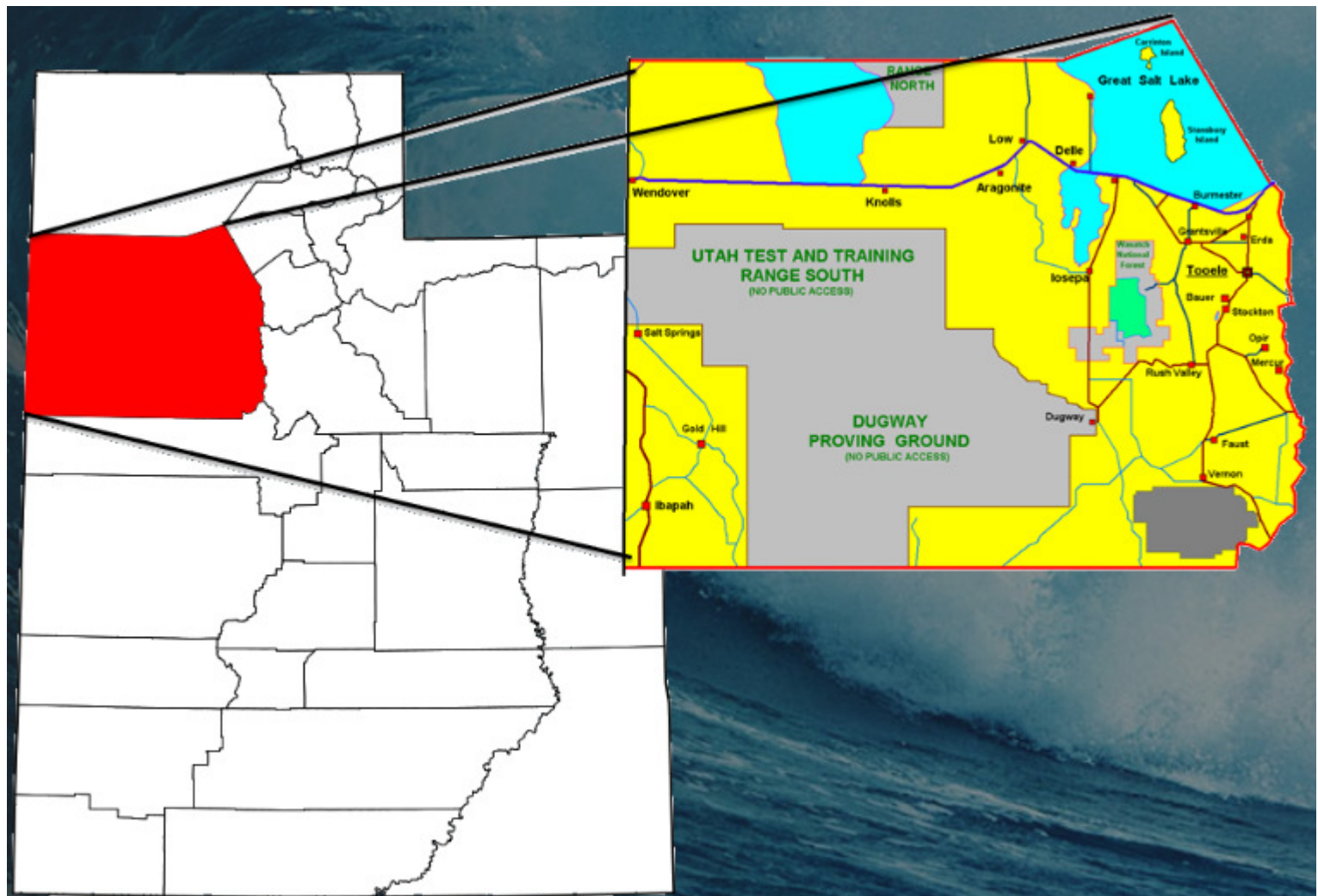
Rush Valley Town

Stockton Town

Tooele City

Vernon Town

Wendover City





DRAFT

DRAFT for Release for PUBLIC COMMENT

UDOT electronic Program Management

Statewide Transportation Improvement Program



STIP 2019-2024

Report Run on: Sep 04, 2018, 05:59 A.M.

epm345_stip_report (Rev 1165)

Region	PIN	Status	Project No.	Rt.	Beg	Len	PIN Description / Project Location				Concept Description			State	Other
		Fund	Prior		2019		2020	2021	2022		CD	Total	Fed Aid		
Tooele County Projects															
TOOELE	16671	Scoping Will Not Adv	F-0036(45)65	36	65	1	SR-36; Lane Widening (Environmental) SR-36; MP 64.65 - 65.75				Rehabilitation or Replacement				
		STP_FLX_ST	\$200,000		\$0		\$0	\$0	\$0		\$0	\$200,000	\$186,460	\$13,540	\$0
TOOELE	11856	Scoping Will Not Adv	F-0138(12)18	138	18		SR-138 & Village Road Improvements, Tooele County SR-138; MP 18.13 - 18.25				Small Urban				
		LOCAL_GOV	\$0		\$61,724		\$0	\$0	\$0		\$0	\$61,724	\$0	\$0	\$61,724
		STP_SU_JHC	\$0		\$0		\$0	\$0	\$0		\$0	\$0	\$0	\$0	\$0
		ST_PVMT_LV2	\$0		\$850,000		\$0	\$0	\$0		\$0	\$850,000	\$0	\$850,000	\$0
		Total	\$0		\$911,724		\$0	\$0	\$0		\$0	\$911,724	\$0	\$850,000	\$61,724
TOOELE	15578	Scoping Will Not Adv	F-0138(15)19	138	19		SR-138; Pedestrian Crossing (Stansbury) SR-138; MP 19.40 - 19.45				Pedestrian/Bicycle Safety				
		CMAQ_TOOELE	\$214,523		\$0		\$0	\$0	\$0		\$0	\$214,523	\$200,000	\$0	\$14,523
		ST_RET_ROW	\$0		\$400,000		\$0	\$0	\$0		\$0	\$400,000	\$0	\$400,000	\$0
		ST_TRANS_SOL	\$0		\$0		\$0	\$0	\$0		\$0	\$0	\$0	\$0	\$0
		Total	\$214,523		\$400,000		\$0	\$0	\$0		\$0	\$614,523	\$200,000	\$400,000	\$14,523
TOOELE	12987	Undr Const Adv Dt: 10/28/17	F-R299(196)	2644	2		Active Warnings on Faust Rd Cnty:FA-2644; MP 2.07 - 2.07				Railway-Highway Grade Crossing				
		R/H_DEVICES1	\$0		\$0		\$0	\$0	\$0		\$0	\$0	\$0	\$0	\$0
		R/H_DEVICES90	\$700,000		\$0		\$0	\$0	\$0		\$0	\$700,000	\$630,000	\$70,000	\$0
		R/H_HAZ_ELIM	\$0		\$0		\$0	\$0	\$0		\$0	\$0	\$0	\$0	\$0
		R/H_HZ_ELM1	\$0		\$0		\$0	\$0	\$0		\$0	\$0	\$0	\$0	\$0
		R/H_HZ_ELM90	\$325,741		\$0		\$0	\$0	\$0		\$0	\$325,741	\$293,167	\$32,574	\$0
		Total	\$1,025,741		\$0		\$0	\$0	\$0		\$0	\$1,025,741	\$923,167	\$102,574	\$0
TOOELE	14421	Active To Be Adv Dt: 11/08/18	S-R299(259)	MULT			Midvalley Highway midvalley hwy				New Capacity				
		ST_TIF	\$1,621,743		\$19,608,257		\$39,160,000	\$14,010,000	\$0		\$0	\$74,400,000	\$0	\$74,400,000	\$0
TOOELE	16588	Funding To Be Adv Dt:	NEWPROJ(16588)	OTHER			Tom's Lane South Extension Tom's Lane South Extension				Small Urban				
NEW		STP_SU_JHC	\$0		\$0		\$0	\$158,567	\$1,427,099		\$0	\$1,585,665	\$1,478,315	\$0	\$107,350
TOOELE	16603	Funding To Be Adv Dt:	NEWPROJ(16603)	OTHER			Burmester Road Improvement Burmester Road Improvement (Grantsville City Limit North 1.6 miles)				Non-Urban				
NEW		LOCAL_GOV	\$0		\$0		\$0	\$0	\$23,847		\$214,621	\$238,468	\$0	\$0	\$238,468
		STP_RURAL	\$0		\$0		\$0	\$0	\$214,523		\$1,930,709	\$2,145,232	\$2,000,000	\$0	\$145,232
		Total	\$0		\$0		\$0	\$0	\$238,370		\$2,145,330	\$2,383,700	\$2,000,000	\$0	\$383,700
TOOELE	13887	Scoping To Be Adv Dt: 02/12/19	F-R299(207)	OTHER			Mormon Trail Road, Phase II Mormon Trail Road, Phase II				Non-Urban				
		LOCAL_GOV	\$0		\$0		\$874,768	\$0	\$0		\$0	\$874,768	\$0	\$0	\$874,768
		STP_RURAL	\$0		\$214,523		\$1,930,709	\$0	\$0		\$0	\$2,145,232	\$2,000,000	\$0	\$145,232
		Total	\$0		\$214,523		\$2,805,477	\$0	\$0		\$0	\$3,020,000	\$2,000,000	\$0	\$1,020,000



DRAFT

DRAFT for Release for PUBLIC COMMENT

UDOT electronic Program Management

Statewide Transportation Improvement Program



STIP 2019-2024

Report Run on: Sep 04, 2018, 05:59 A.M.

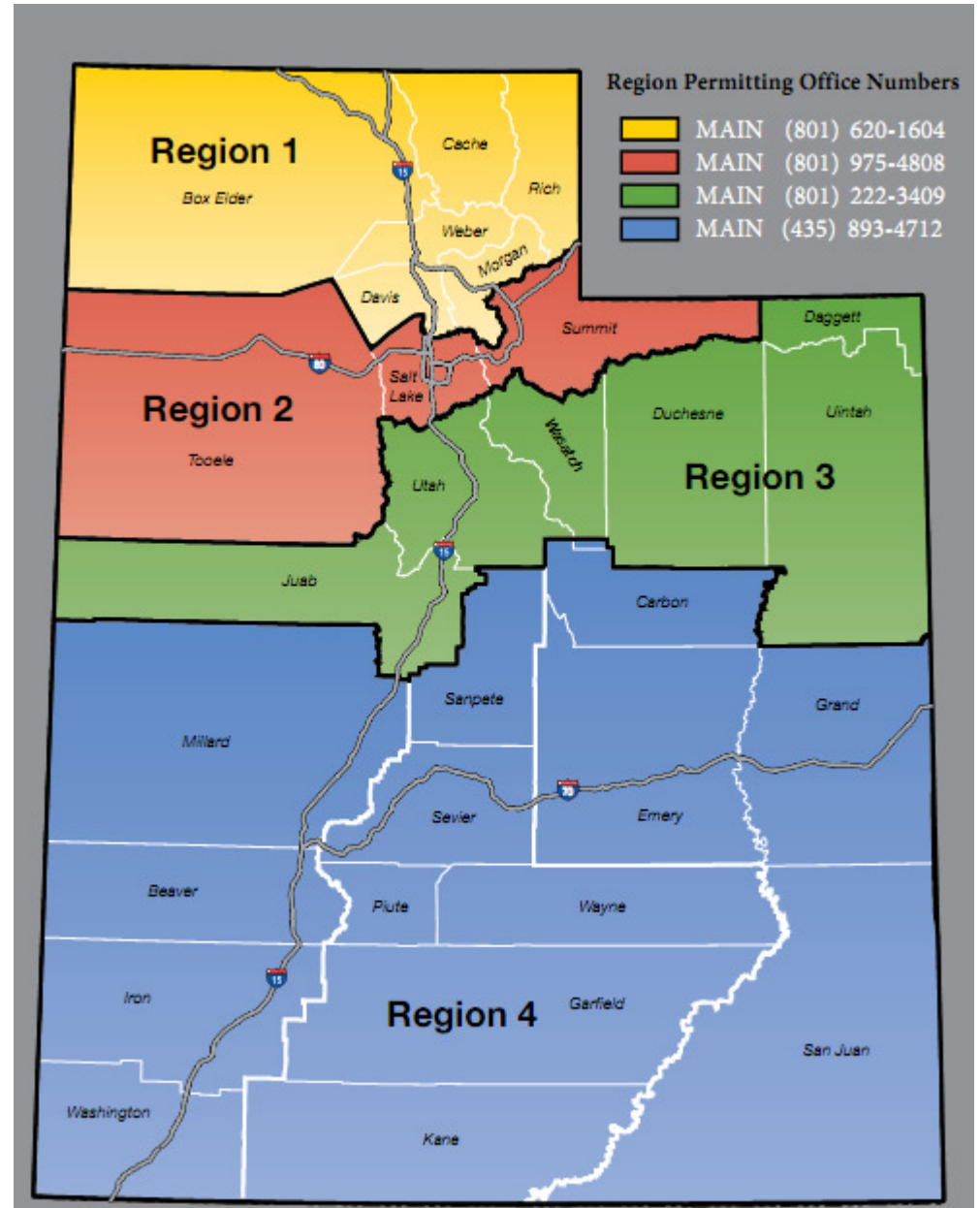
epm345_stip_report (Rev 1165)

Region	PIN	Status	Project No.	Rt. Beg Len	PIN Description / Project Location				Concept Description				
		Fund	Prior	2019	2020	2021	2022	CD	Total	Fed Aid	State	Other	
Tooele County Projects													
TOOELE	13891	Scoping	F-R299(204)		Midvalley Highway ROW				ROW				
		Will Not Adv			The new midvalley highway as identified in the enviornmental document								
		EM_HPP_1702	\$0	\$0	\$0	\$0	\$0	\$0	\$0	\$0	\$0	\$0	
		EM_RPF1 @93.2	\$0	\$0	\$0	\$0	\$0	\$0	\$0	\$0	\$0	\$0	
		EQ_BONUS(MG)	\$0	\$0	\$0	\$0	\$0	\$0	\$0	\$0	\$0	\$0	
		HPP_1702@100	\$1,225,998	\$0	\$0	\$0	\$0	\$0	\$1,225,998	\$1,225,998	\$0	\$0	
		L_PASS_MATCH	\$157,155	\$0	\$0	\$0	\$0	\$0	\$157,155	\$0	\$0	\$157,155	
		STP_FLX_ST	\$563,165	\$0	\$0	\$0	\$0	\$0	\$563,165	\$563,165	\$0	\$0	
		Total	\$1,946,318	\$0	\$0	\$0	\$0	\$0	\$0	\$1,946,318	\$1,789,163	\$0	\$157,155
TOOELE	12926	Scoping	F-R299(193)		Tooele Co. 1 Call - 1 Click Center & Outreach Prgm				UTA/Transit				
		Will Not Adv			Tooele County - One Call - One Click Center & Veterans Outreach Program								
		FA_MISC	\$0	\$177,230	\$0	\$0	\$0	\$0	\$177,230	\$177,230	\$0	\$0	
		FA_MISC_100%	\$0	\$50,000	\$0	\$0	\$0	\$0	\$50,000	\$50,000	\$0	\$0	
		LOCAL_GOVT	\$0	\$50,537	\$0	\$0	\$0	\$0	\$50,537	\$0	\$0	\$50,537	
		Total	\$0	\$277,767	\$0	\$0	\$0	\$0	\$277,767	\$227,230	\$0	\$50,537	
TOOELE	14588	Active	F-LC45(13)		Tooele Flex Route Transit Service				Local/MPO/Other Agency Pass-Through				
		Will Not Adv			Tooele Flex Route Transit service in Tooele County								
		CMAQ_TOOELE	\$0	\$0	\$0	\$0	\$0	\$0	\$0	\$0	\$0	\$0	
		CMAQ_TOOELE1	\$261,876	\$120,000	\$0	\$0	\$0	\$0	\$381,876	\$381,876	\$0	\$0	
		L_PASS_MATCH	\$27,730	\$0	\$0	\$0	\$0	\$0	\$27,730	\$0	\$0	\$27,730	
		Total	\$289,606	\$120,000	\$0	\$0	\$0	\$0	\$409,606	\$381,876	\$0	\$27,730	
TOOELE	15565	Scoping	F-LC45(16)		Tooele County Ondemand Service				Local/MPO/Other Agency Pass-Through				
		Will Not Adv			Tooele County								
		CMAQ_TOOELE	\$150,000	\$233,464	\$0	\$0	\$0	\$0	\$383,464	\$383,464	\$0	\$0	
		L_PASS_MATCH	\$0	\$27,845	\$0	\$0	\$0	\$0	\$27,845	\$0	\$0	\$27,845	
Total	\$150,000	\$261,309	\$0	\$0	\$0	\$0	\$0	\$411,309	\$383,464	\$0	\$27,845		

Various

Projects that are included in “Various Projects” often cross city and county lines and as a result, frequently include projects within the boundaries of one or more of the Metropolitan Planning Organization (MPO).

The “Various Projects” will identify projects and programs in each of the UDOT Regions across the state, but for programming and information are listed all together.





DRAFT

DRAFT for Release for PUBLIC COMMENT

UDOT electronic Program Management

Statewide Transportation Improvement Program



STIP 2019-2024

Report Run on: Sep 04, 2018, 05:59 A.M.

epm345_stip_report (Rev 1165)

Region	PIN	Status	Project No.	Rt.	Beg	Len	PIN	Description / Project Location	Concept Description						
		Fund	Prior		2019		2020	2021	2022	CD	Total	Fed Aid	State	Other	
Various County Projects															
VARIOU	11438	Active	S-I15-1(115)38	15	37	7	I-15; MP 37 - MP 44, Add NB Climbing Lane			Passing Lane					
		To Be Adv Dt: 02/22/19					I-15; MP 37.00 - 44.00								
		STP_FLX_ST			\$0		\$0	\$0	\$0	\$0	\$0	\$0	\$0	\$0	
		ST_PVMT			\$0		\$2,400,000	\$0	\$0	\$0	\$0	\$2,400,000	\$0	\$2,400,000	\$0
		ST_TIF			\$186,859		\$16,813,141	\$5,000,000	\$0	\$0	\$0	\$22,000,000	\$0	\$22,000,000	\$0
		Total			\$186,859		\$19,213,141	\$5,000,000	\$0	\$0	\$0	\$24,400,000	\$0	\$24,400,000	\$0
VARIOU	12305	Scoping	F-I15-5(46)194	15	194	6	I-15; Juab Co. Line to Sevier River			High Volume					
		To Be Adv Dt: 01/08/21					I-15; MP 194.14 - 200.03								
		NHPP_IM			\$0		\$250,000	\$0	\$14,850,000	\$0	\$0	\$15,100,000	\$14,221,180	\$878,820	\$0
VARIOU	13224	Scoping	S-R199(185)	30	91	18	SR-30; Environmental Document, I-15 to SR-252			Document EA/EIS					
		Will Not Adv					SR-30; MP 90.62 - 108.66								
		ST_TIF			\$1,390,441		\$859,559	\$0	\$0	\$0	\$0	\$2,250,000	\$0	\$2,250,000	\$0
VARIOU	1793	Undr Const	SP-0067(1)0	67		14	Legacy Parkway Project - *ROW*								
		Adv Dt: 05/10/03					SR-67; MP .00 - 14.00 & I-15; MP 350.00 - 352.00								
		ST_CHF			\$388,624,558		\$4,060,652	\$0	\$0	\$0	\$0	\$392,685,210	\$0	\$392,685,210	\$0
VARIOU	4278	Active	SP-0089(98)334	89	398	11	US-89 Corridor Preservation								
		Will Not Adv					US-89; MP 397.55 - 408.38								
		ST_CONT_R1			\$1,000		\$0	\$0	\$0	\$0	\$0	\$1,000	\$0	\$1,000	\$0
		ST_CORR_PRES			\$12,488,229		\$0	\$0	\$0	\$0	\$0	\$12,488,229	\$0	\$12,488,229	\$0
		Total			\$12,489,229		\$0	\$0	\$0	\$0	\$0	\$12,489,229	\$0	\$12,489,229	\$0
VARIOU	13821	Scoping	S-0089(406)398	89	398	9	US-89; Farmington to I-84			TIF - Transportation Investment Fund					
		To Be Adv Dt: 01/11/21					US-89; MP 398.00 - 406.64 & US-89; I-84 to Antelope Drive, I-84 to Harrison								
		LOCAL_GOV			\$173,315		\$0	\$0	\$0	\$0	\$0	\$173,315	\$0	\$0	\$173,315
		ST_TIF			\$5,296,968		\$59,986,637	\$113,920,492	\$67,800,000	\$0	\$25,995,904	\$273,000,000	\$0	\$273,000,000	\$0
		Total			\$5,470,283		\$59,986,637	\$113,920,492	\$67,800,000	\$0	\$25,995,904	\$273,173,315	\$0	\$273,000,000	\$173,315
VARIOU	13051	STIP	S-R199(177)	108	4	9	SR-108; Corridor Preservation			Corridor Preservation					
		Will Not Adv					SR-108; MP 4.01 - 12.92								
		ST_CORR_PRES			\$621,218		\$45,876	\$0	\$0	\$0	\$0	\$667,094	\$0	\$667,094	\$0
VARIOU	14210	Undr Const	F-0167(6)0	167		11	SR-167; I-84 to SR-39			Rehabilitation High Volume					
		Adv Dt: 02/17/18					SR-167; MP .00 - 11.06								
		HSIP			\$300,000		\$0	\$0	\$0	\$0	\$0	\$300,000	\$279,690	\$20,310	\$0
		STP_FLX_ST			\$11,203,750		\$0	\$0	\$0	\$0	\$0	\$11,203,750	\$10,445,256	\$758,494	\$0
		Total			\$11,503,750		\$0	\$0	\$0	\$0	\$0	\$11,503,750	\$10,724,946	\$778,804	\$0
VARIOU	11433	Undr Const	F-0191(123)113	191	113	12	US-191; South Moab to Blue Hill			Choke Point					
		Adv Dt: 04/01/17					US-191; MP 112.50 - 124.00								
		NHPP_NHS			\$0		\$0	\$0	\$0	\$0	\$0	\$0	\$0	\$0	\$0
		STP_FLX_ST			\$3,442,752		\$0	\$0	\$0	\$0	\$0	\$3,442,752	\$3,209,678	\$233,074	\$0
		Total			\$3,442,752		\$0	\$0	\$0	\$0	\$0	\$3,442,752	\$3,209,678	\$233,074	\$0



DRAFT

DRAFT for Release for PUBLIC COMMENT

UDOT electronic Program Management

Statewide Transportation Improvement Program



STIP 2019-2024

Report Run on: Sep 04, 2018, 05:59 A.M.

epm345_stip_report (Rev 1165)

Region	PIN	Status	Project No.	Rt. Beg Len	PIN Description / Project Location				Concept Description			State	Other
		Fund	Prior	2019	2020	2021	2022	CD	Total	Fed Aid			
Various County Projects													
VARIOU	14775	STIP	F-R499(287)	3270	6 Wayne County Fish Lake Cutoff Road				Non-Urban				
		To Be Adv Dt:			Cnty:FA-3270; MP .00 - 5.80 & Fish Lake Cutoff Road 7 Miles West of Loa MP 0.0 to MP 5.77								
		STP_RURAL		\$0	\$0	\$201,900	\$1,817,100	\$0	\$0	\$2,019,000	\$1,882,314	\$0	\$136,686
VARIOU	11828	Undr Const	F-I80-4(151)139	MULT	I-80; Parleys Summit to Jeremy Ranch WB Truck Lane				Passing Lane				
		Adv Dt: 12/12/17			I-80; MP 139.44 - 141.84 & I-80; MP 138.78 - 142.00								
		EM_RPF9@80	\$2,214	\$0	\$0	\$0	\$0	\$0	\$2,214	\$1,771	\$443	\$0	\$0
		EM_RPF9@93.2	\$588,335	\$0	\$0	\$0	\$0	\$0	\$588,335	\$548,505	\$39,830	\$0	\$0
		EM_RPS9@80	\$2,270	\$0	\$0	\$0	\$0	\$0	\$2,270	\$1,816	\$454	\$0	\$0
		EM_RPS9@93.2	\$202,569	\$0	\$0	\$0	\$0	\$0	\$202,569	\$188,855	\$13,714	\$0	\$0
		IM	\$405,922	\$0	\$0	\$0	\$0	\$0	\$405,922	\$382,297	\$23,625	\$0	\$0
		NHPP_IM	\$5,472,953	\$11,170,086	\$0	\$0	\$0	\$0	\$16,643,040	\$15,674,415	\$968,625	\$0	\$0
		STP_FLX_ST	\$3,500,000	\$0	\$0	\$0	\$0	\$0	\$3,500,000	\$3,263,050	\$236,950	\$0	\$0
		ST_CONT_PG	\$172	\$59,829	\$0	\$0	\$0	\$0	\$60,000	\$0	\$60,000	\$0	\$0
		ST_TIF	\$0	\$0	\$0	\$0	\$0	\$0	\$0	\$0	\$0	\$0	\$0
		ST_TIF_SB229	\$0	\$0	\$0	\$0	\$0	\$0	\$0	\$0	\$0	\$0	\$0
		Total	\$10,174,435	\$11,229,915	\$0	\$0	\$0	\$0	\$21,404,350	\$20,060,710	\$1,343,641	\$0	\$0
VARIOU	12674	Undr Const	F-0068(97)64	MULT	SR-68; I-215 Interchange Reconstruct.				Choke Point				
		Adv Dt: 11/11/17			I-215; MP 27.44 - 27.44 & I-215; MP 25.63 - 28.50 & I-215; MP 25.63 - 28.50 & SR-68; MP 62.88 - 67.27								
		CMAQ_WFRC	\$1,072,616	\$0	\$0	\$0	\$0	\$0	\$1,072,616	\$1,000,000	\$72,616	\$0	\$0
		L_BETTERMENT	\$0	\$325,022	\$0	\$0	\$0	\$0	\$325,022	\$0	\$0	\$325,022	\$0
		NHPP_IM	\$5,937,782	\$11,727,362	\$0	\$0	\$0	\$0	\$17,665,144	\$16,637,032	\$1,028,111	\$0	\$0
		NHPP_NHS	\$17,160,178	\$0	\$0	\$0	\$0	\$0	\$17,160,178	\$15,998,434	\$1,161,744	\$0	\$0
		NHS	\$128,436	\$0	\$0	\$0	\$0	\$0	\$128,436	\$119,741	\$8,695	\$0	\$0
		STP_FLX_ST	\$2,689,219	\$0	\$0	\$0	\$0	\$0	\$2,689,219	\$2,507,159	\$182,060	\$0	\$0
		ST_RET_ROW	\$258,824	\$562	\$0	\$0	\$0	\$0	\$259,386	\$0	\$259,386	\$0	\$0
		Total	\$27,247,054	\$12,052,946	\$0	\$0	\$0	\$0	\$39,300,000	\$36,262,366	\$2,712,612	\$325,022	\$0
VARIOU	13323	Active	F-I80-3(186)102	MULT	I-80; Structure Replacement (MP 101 and 99)				Rehabilitation or Replacement				
		To Be Adv Dt: 08/13/18			I-80; MP 101.61 - 102.09 & I-80; MP 101.61 - 102.09 & SR-36; MP 65.64 - 66.41								
		NHPP_BR	\$3,489,532	\$7,325,177	\$0	\$0	\$0	\$0	\$10,814,710	\$10,082,554	\$732,156	\$0	\$0
		NHPP_NHS	\$0	\$6,132,000	\$0	\$0	\$0	\$0	\$6,132,000	\$5,716,864	\$415,136	\$0	\$0
		STP_BRIDGE	\$0	\$5,000,000	\$0	\$0	\$0	\$0	\$5,000,000	\$4,661,500	\$338,500	\$0	\$0
		STP_FLX_ST	\$515,500	\$2,652,500	\$0	\$0	\$0	\$0	\$3,168,000	\$2,953,526	\$214,474	\$0	\$0
		ST_BRIDGE	\$0	\$900,000	\$0	\$0	\$0	\$0	\$900,000	\$0	\$900,000	\$0	\$0
		ST_RET_ROW	\$985,290	\$0	\$0	\$0	\$0	\$0	\$985,290	\$0	\$985,290	\$0	\$0
		Total	\$4,990,323	\$22,009,677	\$0	\$0	\$0	\$0	\$27,000,000	\$23,414,444	\$3,585,556	\$0	\$0
VARIOU	14264	STIP	F-I84-6(131)91	MULT	I-84; Over Weber River and UPRR Bridge Repl, C-476				Rehabilitation or Replacement				
		To Be Adv Dt:			I-84; MP 90.67 - 91.18 & I-84; MP 90.67 - 91.18								
		NHPP_BR	\$0	\$0	\$0	\$5,000,000	\$15,500,000	\$15,500,000	\$36,000,000	\$33,562,800	\$2,437,200	\$0	\$0



DRAFT

DRAFT for Release for PUBLIC COMMENT

UDOT electronic Program Management

Statewide Transportation Improvement Program



STIP 2019-2024

Report Run on: Sep 04, 2018, 05:59 A.M.

epm345_stip_report (Rev 1165)

Region	PIN	Status	Project No.	Rt. Beg Len	PIN Description / Project Location				Concept Description													
		Fund	Prior	2019	2020	2021	2022	CD	Total	Fed Aid	State	Other										
Various County Projects																						
VARIOU	14722	Undr Const	F-0006(194)261	MULT	US-6; New Passing Lane & Extend 2 Passing Lanes US-6; MP 261.20 - 262.00 & US-6; MP 280.00 - 282.00 & US-6; MP 257.00 - 257.70 & US-6; MP 287.27 - 290.51 & US-6; MP 278.20 - 282.00 & US-6; MP 263.35 - 270.19 & US-6; MP 251.73 - 255.81				Passing Lane													
		Adv Dt: 12/16/17																				
		NHFP											\$0	\$0	\$0	\$0	\$0	\$0	\$0			
		NHPP_NHS											\$5,472,849	\$2,151	\$0	\$0	\$0	\$5,475,000	\$5,104,343	\$370,658		
		ST_TIF											\$0	\$1,408,314	\$0	\$0	\$0	\$0	\$1,408,314	\$0	\$1,408,314	\$0
Total			\$5,472,849	\$1,410,465	\$0	\$0	\$0	\$0	\$6,883,314	\$5,104,343	\$1,778,972	\$0										
VARIOU	15676	STIP	F-I15-7(342)332	MULT	I-15; SR-232 to I-84, Ogden I-15; MP 331.50 - 340.10 & I-15; MP 331.50 - 340.10				High Volume													
		To Be Adv Dt:																				
		NHPP_IM											\$0	\$0	\$0	\$0	\$50,000,000	\$0	\$50,000,000	\$47,090,000	\$2,910,000	\$0
VARIOU	16228	Awarded	F-I80-3(197)102	MULT	I-80; Structure Replacement (early girder procure) I-80; MP 101.61 - 102.09 & SR-36; MP 65.64 - 66.41 & I-80; MP 101.61 - 102.09				Rehabilitation or Replacement													
		Adv Dt: 12/12/17																				
		NHPP_BR											\$2,100,000	\$0	\$0	\$0	\$0	\$2,100,000	\$1,957,830	\$142,170	\$0	
VARIOU	16423	Undr Const	F-I80-3(198)101	MULT	I-80; Structure Replacement (Early Surcharge) I-80; MP 101.61 - 102.09 & SR-36; MP 65.64 - 66.41 & I-80; MP 101.61 - 102.09				Rehabilitation or Replacement													
		Adv Dt: 03/26/18																				
		NHPP_BR											\$5,500,000	\$0	\$0	\$0	\$0	\$5,500,000	\$5,127,650	\$372,350	\$0	
VARIOU	7704	Active	S-0085(1)0	MULT	MVC; UTILITIES TRANSMISSION LOCATION MVC; UTILITIES TRANSMISSION LOCATION (SR-201TO 4700 SOUTH)																	
		Will Not Adv																				
		ST_CHF_TIF											\$48,760,149	\$11,984,851	\$0	\$0	\$0	\$0	\$60,745,000	\$0	\$60,745,000	\$0
		ST_GF_CHN											\$31,830,144	\$122,246	\$0	\$0	\$0	\$0	\$31,952,390	\$0	\$31,952,390	\$0
		Total											\$80,590,293	\$12,107,097	\$0	\$0	\$0	\$0	\$92,697,390	\$0	\$92,697,390	\$0
VARIOU	8312	Active	S-0085(4)0	MULT	MVC; AQ MONITOR AND FILTERS MVC; AQ MONITOR AND FILTERS																	
		Will Not Adv																				
		ST_CHF_TIF											\$2,557,943	\$1,542,057	\$0	\$0	\$0	\$0	\$4,100,000	\$0	\$4,100,000	\$0
VARIOU	13822	Active	F-I15-7(328)332	MULT	I-15; SR-232 to I-84 I-15; MP 331.60 - 340.35 & I-15; MP 331.60 - 340.35 & I-15; Hill Field Road to Davis/Weber County Line to I-84				Widen Existing Facility													
		Adv Dt: 05/21/18																				
		NHPP_IM											\$2,000,000	\$1,000,000	\$0	\$0	\$0	\$0	\$3,000,000	\$2,825,400	\$174,600	\$0
		ST_TIF											\$26,083,000	\$5,905,000	\$67,319,000	\$58,693,000	\$0	\$0	\$158,000,000	\$0	\$158,000,000	\$0
		Total											\$28,083,000	\$6,905,000	\$67,319,000	\$58,693,000	\$0	\$0	\$161,000,000	\$2,825,400	\$158,174,600	\$0
VARIOU	10018	STIP	F-ST99(162)	OTHER	Travelwise Other: STATEWIDE TRAVEL PROGRAM				ATMS													
		To Be Adv Dt:																				
		CMAQ_MAG											\$0	\$0	\$0	\$0	\$0	\$0	\$0	\$0	\$0	\$0
		CMAQ_PM2.5											\$0	\$0	\$0	\$0	\$0	\$0	\$0	\$0	\$0	\$0
		CMAQ_WFRC											\$0	\$437,628	\$0	\$0	\$0	\$0	\$437,628	\$408,001	\$29,627	\$0
Total			\$0	\$437,628	\$0	\$0	\$0	\$0	\$437,628	\$408,001	\$29,627	\$0										
VARIOU	12436	Active	F-TPF-5(296)		SPT Perf-Based Assessment of Liquefaction TPF-5296 Statewide study				Research													
		Will Not Adv																				
		SPR_R_100%											\$179,500	\$0	\$0	\$0	\$0	\$179,500	\$179,500	\$0	\$0	



DRAFT

DRAFT for Release for PUBLIC COMMENT

UDOT electronic Program Management

Statewide Transportation Improvement Program



STIP 2019-2024

Report Run on: Sep 04, 2018, 05:59 A.M.

epm345_stip_report (Rev 1165)

Region	PIN	Status	Project No.	Rt. Beg Len	PIN Description / Project Location				Concept Description			
		Fund	Prior	2019	2020	2021	2022	CD	Total	Fed Aid	State	Other
Various County Projects												
VARIOU	13919	Active Will Not Adv	S-ST99(351)		Surplus Property Documentation				ROW			
		ST_SRPLS_DOC		\$21,661	\$178,339	\$0	\$0	\$0	\$200,000	\$0	\$200,000	\$0
VARIOU	14098	Active Will Not Adv	F-ST99(366)		SHRP2 Implementation Assistance Funds R01A				Education			
		FA_SHRP2		\$340,000	\$0	\$0	\$0	\$0	\$340,000	\$340,000	\$0	\$0
VARIOU	14114	Scoping Will Not Adv	F-ST99(369)		Document Decisions & Processes with 3D Model				Research			
		FA_STIC_2015		\$100,000	\$0	\$0	\$0	\$0	\$100,000	\$100,000	\$0	\$0
		ST_CONST		\$20,148	\$4,852	\$0	\$0	\$0	\$25,000	\$0	\$25,000	\$0
		Total		\$120,148	\$4,852	\$0	\$0	\$0	\$125,000	\$100,000	\$25,000	\$0
VARIOU	14239	Active Will Not Adv	F-TPF-5(338)		CPT Perf-Based Assessment of Liquefaction TPF-5338				Research			
		SPR_R_100%		\$142,002	\$0	\$0	\$0	\$0	\$142,002	\$142,002	\$0	\$0
VARIOU	14903	Active Will Not Adv	F-ST99(406)		FY15 AID Demonstration				Data System Development/Enhancement			
		FA_MISC		\$782,786	\$0	\$0	\$0	\$0	\$782,786	\$626,229	\$156,557	\$0
VARIOU	15071	Active Will Not Adv	F-ST99(426)		SHRP2 R15B Identifying and Manage Utility Conflict				Data System Development/Enhancement			
		FA_SHRP2		\$100,000	\$0	\$0	\$0	\$0	\$100,000	\$100,000	\$0	\$0
VARIOU	15110	Scoping Will Not Adv	F-0276(8)0		Region 4 Ferry Engine Replacement and Retrofit				Spot improvement			
		EM_2016_FBD		\$100,195	\$0	\$0	\$0	\$0	\$100,195	\$80,156	\$20,039	\$0
		EM_2017_FBD		\$125,000	\$0	\$0	\$0	\$0	\$125,000	\$100,000	\$25,000	\$0
		EM_2018_FBD		\$125,000	\$0	\$0	\$0	\$0	\$125,000	\$100,000	\$25,000	\$0
		FA_MISC		\$3,431	\$0	\$0	\$0	\$0	\$3,431	\$2,744	\$686	\$0
		STP_ENH_ST		\$1,180,203	\$0	\$0	\$0	\$0	\$1,180,203	\$944,162	\$236,041	\$0
		STP_FLX_ST		\$0	\$235,000	\$0	\$0	\$0	\$235,000	\$219,091	\$15,910	\$0
		ST_CONT_PG		\$274,041	\$0	\$0	\$0	\$0	\$274,041	\$0	\$274,041	\$0
		Total		\$1,807,868	\$235,000	\$0	\$0	\$0	\$2,042,868	\$1,446,153	\$596,716	\$0
VARIOU	15266	Active Will Not Adv	F-ST99(443)		GIS Data Indexing				Data System Development/Enhancement			
		FA_STIC_2017		\$100,000	\$0	\$0	\$0	\$0	\$100,000	\$100,000	\$0	\$0
		ST_MATCH		\$25,000	\$0	\$0	\$0	\$0	\$25,000	\$0	\$25,000	\$0
		Total		\$125,000	\$0	\$0	\$0	\$0	\$125,000	\$100,000	\$25,000	\$0
VARIOU	15348	Scoping Will Not Adv	F-ST99(445)		Create RFP Template for Progressive Design Build				Data System Development/Enhancement			
		FA_STIC_2017		\$100,000	\$0	\$0	\$0	\$0	\$100,000	\$100,000	\$0	\$0
		ST_MATCH		\$0	\$25,000	\$0	\$0	\$0	\$25,000	\$0	\$25,000	\$0
		Total		\$100,000	\$25,000	\$0	\$0	\$0	\$125,000	\$100,000	\$25,000	\$0



DRAFT

DRAFT for Release for PUBLIC COMMENT

UDOT electronic Program Management

Statewide Transportation Improvement Program



STIP 2019-2024

Report Run on: Sep 04, 2018, 05:59 A.M.

epm345_stip_report (Rev 1165)

Region	PIN	Status Fund	Project No. Prior	Rt. Beg Len 2019	PIN Description / Project Location 202020212022			Concept Description CD	Total	Fed Aid	State	Other
Various County Projects												
VARIOU	15933	Scoping Will Not Adv FA_SHRP2	F-ST99(482)		SHRP2 Reliability Data Analysis Tools (L38) N/A			Data System Development/Enhancement				
				\$100,000	\$0	\$0	\$0	\$0	\$100,000	\$100,000	\$0	\$0
VARIOU	15934	Scoping Will Not Adv FA_SHRP2	F-ST99(483)		SHRP2 Reliability in Simulation and Planning (L04) N/A			Data System Development/Enhancement				
				\$200,000	\$0	\$0	\$0	\$0	\$200,000	\$200,000	\$0	\$0
VARIOU	16017	STIP To Be Adv Dt: FA_MISC_100%	F-ST99(492)		Pacific Region Interagency Auditing & Enforcement Pacific Region Interagency Auditing & Enforcement			Annual Work Program				
				\$0	\$15,000	\$0	\$0	\$0	\$15,000	\$15,000	\$0	\$0
VARIOU	16841	Active Will Not Adv SPR_R ST_APPROP	F-ST99(527)		FY2019 Research Work Program N/A Annual Work Program			Annual Work Program				
				\$3,441,000	\$0	\$0	\$0	\$0	\$3,441,000	\$2,752,800	\$688,200	\$0
				\$0	\$684,600	\$0	\$0	\$0	\$684,600	\$0	\$684,600	\$0
			Total	\$3,441,000	\$684,600	\$0	\$0	\$0	\$4,125,600	\$2,752,800	\$1,372,800	\$0
VARIOU	16850	Active Will Not Adv SPR_P	F-ST99(534)		FY 2019 Statewide Planning Work Program N/A Annual Work Program			Annual Work Program				
				\$6,657,902	\$34	\$0	\$0	\$0	\$6,657,936	\$5,326,349	\$1,331,587	\$0
VARIOU	16851	Active Will Not Adv STP_FLX_ST ST_CONST ST_MATCH	F-ST99(535)		FY 2019 State Training Budget N/A Annual Work Program			Annual Work Program				
				\$500,000	\$0	\$0	\$0	\$0	\$500,000	\$500,000	\$0	\$0
				\$0	\$165,000	\$0	\$0	\$0	\$165,000	\$0	\$165,000	\$0
				\$0	\$0	\$0	\$0	\$0	\$0	\$0	\$0	\$0
			Total	\$500,000	\$165,000	\$0	\$0	\$0	\$665,000	\$500,000	\$165,000	\$0
VARIOU	16919	Active Will Not Adv ST_PVMT	S-ST99(539)		FY19 Statewide Pavement Management FY19 Statewide Pavement Management			Develop Documents				
				\$0	\$2,000,000	\$0	\$0	\$0	\$2,000,000	\$0	\$2,000,000	\$0
VARIOU	13006	STIP To Be Adv Dt: FA_MISC FA_MISC_100% UTA_FUNDS	F-ST99(293)		UTA 1 Call - 1 Click & Outreach Program Utah Transit Authority (UTA) One Call - One Click Center & Veterans			UTA/Transit				
				\$0	\$400,000	\$0	\$0	\$0	\$400,000	\$400,000	\$0	\$0
				\$0	\$50,000	\$0	\$0	\$0	\$50,000	\$50,000	\$0	\$0
				\$0	\$100,000	\$0	\$0	\$0	\$100,000	\$0	\$0	\$100,000
			Total	\$0	\$550,000	\$0	\$0	\$0	\$550,000	\$450,000	\$0	\$100,000
VARIOU	16039	STIP Will Not Adv LOCAL_GOV TIGER_MAG TIGER_SUMMIT TIGER_TOOELE TIGER_WFRC	F-ST99(494)		TIGER 8; First/Last Mile Program * For more detail go to http://www.rideuta.com/About-UTA/Active-Projects/TIGER-Grant-Project			UTA/Transit				
				\$0	\$11,771,432	\$0	\$0	\$0	\$11,771,432	\$0	\$0	\$11,771,432
				\$0	\$5,966,789	\$0	\$0	\$0	\$5,966,789	\$5,966,789	\$0	\$0
				\$0	\$688,350	\$0	\$0	\$0	\$688,350	\$688,350	\$0	\$0
				\$0	\$313,285	\$0	\$0	\$0	\$313,285	\$313,285	\$0	\$0
				\$0	\$13,031,576	\$0	\$0	\$0	\$13,031,576	\$13,031,576	\$0	\$0
			Total	\$0	\$31,771,432	\$0	\$0	\$0	\$31,771,432	\$20,000,000	\$0	\$11,771,432



DRAFT

DRAFT for Release for PUBLIC COMMENT

UDOT electronic Program Management

Statewide Transportation Improvement Program



STIP 2019-2024

Report Run on: Sep 04, 2018, 05:59 A.M.

epm345_stip_report (Rev 1165)

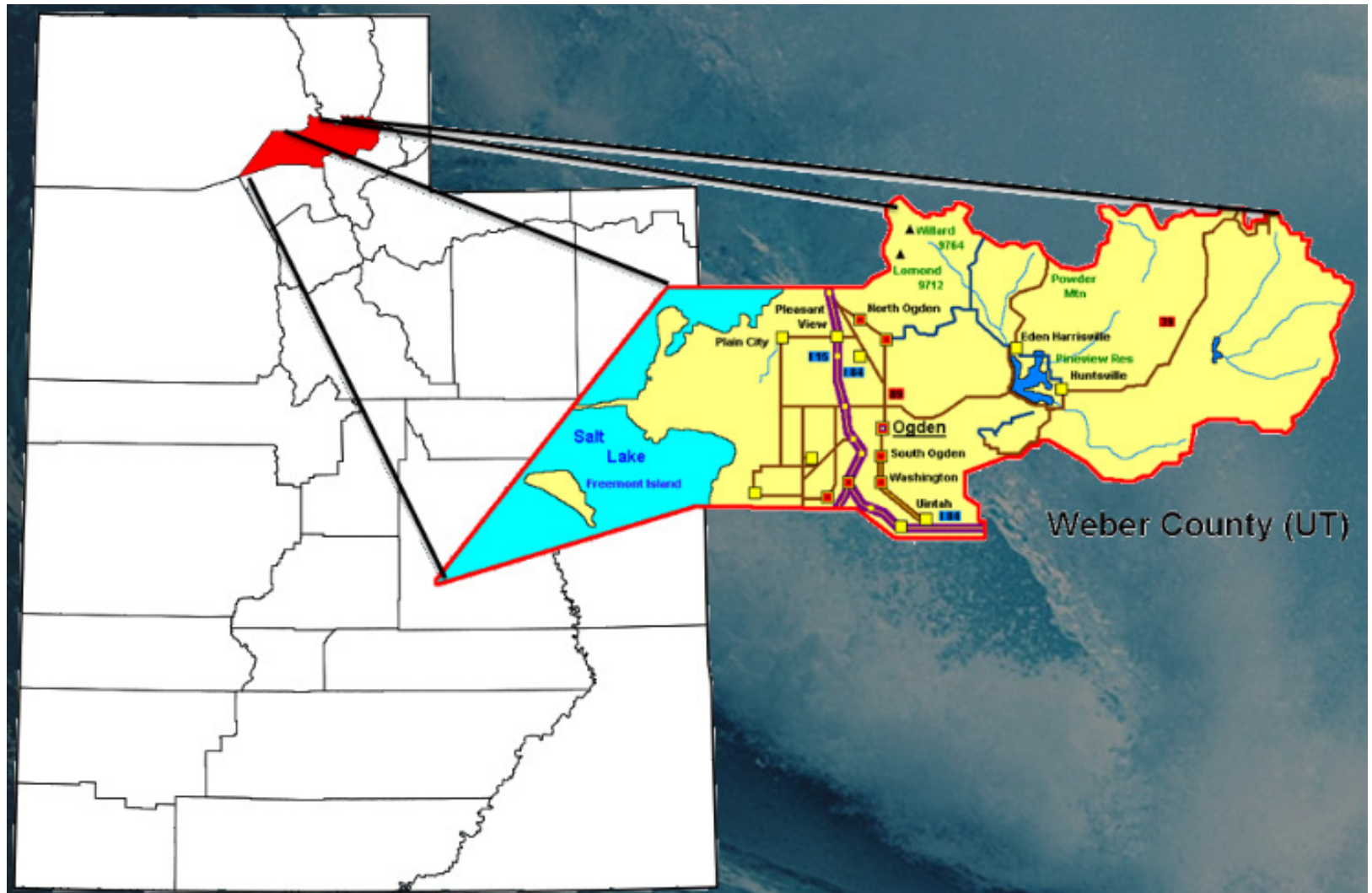
Region	PIN	Status	Project No.	Rt. Beg Len	PIN Description / Project Location				Concept Description			State	Other
		Fund	Prior	2019	2020	2021	2022	CD	Total	Fed Aid			
Various County Projects													
VARIOU	16040	STIP	F-ST99(495)		UTA; Enhanced Automated Train Control System				UTA/Transit				
		To Be Adv Dt:			UTA's Front Runner Enhanced Automated Train Control System								
		FTASEC_3028		\$0	\$3,520,000	\$0	\$0	\$0	\$0	\$3,520,000	\$2,816,000	\$704,000	\$0
		UTA_FUNDS		\$0	\$30,280,000	\$0	\$0	\$0	\$0	\$30,280,000	\$0	\$0	\$30,280,000
		Total		\$0	\$33,800,000	\$0	\$0	\$0	\$0	\$33,800,000	\$2,816,000	\$704,000	\$30,280,000

Weber County

The Wasatch Front Regional Council (WFRC) is responsible for coordinating the transportation planning process in the Salt Lake/ West Valley and the Ogden-Layton urbanized areas as the designated Metropolitan Planning Organization (MPO).

The Cities of Weber County include;

Farr West
Harrisville
Hooper
Marriott-Slaterville
North Ogden
Ogden
Plain
Pleasant View
Riverdale
Roy
South Ogden
Uintah
Washington Terrace
West Haven





DRAFT

DRAFT for Release for PUBLIC COMMENT

UDOT electronic Program Management Statewide Transportation Improvement Program



STIP 2019-2024

Report Run on: Sep 04, 2018, 05:59 A.M.

epm345_stip_report (Rev 1165)

Region	PIN	Status	Project No.	Rt.	Beg	Len	PIN Description / Project Location				Concept Description				
		Fund	Prior		2019		2020	2021	2022	CD	Total	Fed Aid	State	Other	
Weber County Projects															
WEBER	5941	Scoping Will Not Adv	IMD-15-7(235)0	15	343		I-15; 24th Street Interchange I-15; MP 343.00 - 343.10								
		EM_2005_IMD	\$453,918		\$0		\$0	\$0	\$0	\$0	\$453,918	\$427,500	\$26,418	\$0	
		EM_2010_IMD	\$2,222,222		\$1		\$0	\$0	\$0	\$0	\$2,222,223	\$2,000,001	\$222,222	\$0	
		ST_CONT_PG	\$35,000		\$0		\$0	\$0	\$0	\$0	\$35,000	\$0	\$35,000	\$0	
		ST_INELIGIBL	\$0		\$11,335		\$0	\$0	\$0	\$0	\$11,335	\$0	\$11,335	\$0	
		Total	\$2,711,140		\$11,335		\$0	\$0	\$0	\$0	\$2,722,476	\$2,427,501	\$294,975	\$0	
WEBER	12446	Advertised Adv Dt: 09/01/18	F-0039(32)9	39	9	5	SR-39; Ogden to Pineview Reservoir Bridge Rehab SR-39; MP 8.89 - 13.42				Rehabilitation or Replacement				
		NHPP_BR	\$512,000		\$0		\$0	\$0	\$0	\$0	\$512,000	\$477,338	\$34,662	\$0	
		SEC154_HSIP	\$350,000		\$0		\$0	\$0	\$0	\$0	\$350,000	\$326,305	\$23,695	\$0	
		STP_BRIDGE	\$2,100,000		\$0		\$0	\$0	\$0	\$0	\$2,100,000	\$1,957,830	\$142,170	\$0	
		STP_FLX_ST	\$188,000		\$0		\$0	\$0	\$0	\$0	\$188,000	\$175,272	\$12,728	\$0	
		ST_BRIDGE	\$195,000		\$935,000		\$0	\$0	\$0	\$0	\$1,130,000	\$0	\$1,130,000	\$0	
		ST_PVMT	\$400,000		\$0		\$0	\$0	\$0	\$0	\$400,000	\$0	\$400,000	\$0	
		ST_SPOT_SFTY	\$0		\$0		\$0	\$0	\$0	\$0	\$0	\$0	\$0	\$0	
		Total	\$3,745,000		\$935,000		\$0	\$0	\$0	\$0	\$4,680,000	\$2,936,745	\$1,743,255	\$0	
WEBER	12964	Scoping Will Not Adv	S-0039(31)9	39	9	5	SR-39; Ogden Canyon Transportation Use Study SR-39; MP 8.62 - 13.79				Planning				
		ST_PVMT	\$644,877		\$155,123		\$0	\$0	\$0	\$0	\$800,000	\$0	\$800,000	\$0	
		ST_TIF_HB377	\$200,000		\$0		\$0	\$0	\$0	\$0	\$200,000	\$0	\$200,000	\$0	
		Total	\$844,877		\$155,123		\$0	\$0	\$0	\$0	\$1,000,000	\$0	\$1,000,000	\$0	
WEBER	14263	STIP To Be Adv Dt:	F-0053(20)1	53	1	1	SR-53; 24th Street Viaduct Rehab, Ogden, C-655 SR-53; MP .87 - 1.66				Rehabilitation or Replacement				
		NHPP_BR	\$0		\$0		\$5,000,000	\$0	\$0	\$0	\$5,000,000	\$4,661,500	\$338,500	\$0	
		STP_BRIDGE	\$0		\$0		\$0	\$0	\$0	\$0	\$0	\$0	\$0	\$0	
		STP_FLX_ST	\$0		\$0		\$1,550,000	\$0	\$0	\$0	\$1,550,000	\$1,445,065	\$104,935	\$0	
		ST_BRIDGE	\$0		\$1,000,000		\$2,000,000	\$0	\$0	\$0	\$3,000,000	\$0	\$3,000,000	\$0	
		Total	\$0		\$1,000,000		\$8,550,000	\$0	\$0	\$0	\$9,550,000	\$6,106,565	\$3,443,435	\$0	
WEBER	16945	Funding To Be Adv Dt:	NEWPROJ(16945)	89	408		US-89 & Skyline Drive Intersection Imp US-89; MP 408.10 - 408.10				Intersection Modification				
NEW		CMAQ_WFRC	\$0		\$0		\$0	\$0	\$0	\$2,515,600	\$2,515,600	\$2,345,294	\$170,306	\$0	
WEBER	16947	Funding To Be Adv Dt:	NEWPROJ(16947)	204	3		Wall Avenue & 20th Street Intersection Imp SR-204; MP 2.66 - 2.66				Intersection Modification				
NEW		CMAQ_WFRC	\$0		\$0		\$0	\$0	\$0	\$2,700,000	\$2,700,000	\$2,517,210	\$182,790	\$0	
WEBER	14408	Scoping To Be Adv Dt: 03/05/19	F-0235(20)3	235	3		SR-235; Intersection Improvements at 2700 North SR-235; MP 2.99 - 3.20				Choke Point				
		STP_FLX_ST	\$400,000		\$1,600,000		\$0	\$0	\$0	\$0	\$2,000,000	\$1,864,600	\$135,400	\$0	



DRAFT

DRAFT for Release for PUBLIC COMMENT

UDOT electronic Program Management

Statewide Transportation Improvement Program



STIP 2019-2024

Report Run on: Sep 04, 2018, 05:59 A.M.

epm345_stip_report (Rev 1165)

Region	PIN	Status	Project No.	Rt.	Beg	Len	PIN Description / Project Location				Concept Description				
		Fund	Prior		2019		2020	2021	2022		CD	Total	Fed Aid	State	Other
Weber County Projects															
WEBER	8141	Scoping Will Not Adv	S-R199(199)		3354	1	40TH STREET; WASHINGTON BLVD TO GRAMERCY AVE 40TH STREET; WASHINGTON BLVD TO GRAMERCY AVENUE								
		LOCAL_GOV			\$0	\$0	\$0	\$0	\$0	\$0	\$0	\$0	\$0	\$0	\$0
		L_PASS_MATCH			\$0	\$708,333	\$0	\$0	\$0	\$0	\$0	\$708,333	\$0	\$0	\$708,333
		STP_URB_O/L			\$0	\$0	\$0	\$0	\$0	\$0	\$0	\$0	\$0	\$0	\$0
		ST_TIF_EXCH			\$3,330,352	\$3,044,648	\$0	\$0	\$0	\$0	\$0	\$6,374,999	\$0	\$6,374,999	\$0
		ST_TIF_SB229			\$0	\$0	\$0	\$0	\$0	\$0	\$0	\$0	\$0	\$0	\$0
		Total			\$3,330,352	\$3,752,981	\$0	\$0	\$0	\$0	\$0	\$7,083,333	\$0	\$6,374,999	\$708,333
WEBER	13124	STIP To Be Adv Dt: 11/06/18	F-LC57(32)		3359	1	4700 West; 4000 South to 4600 South Cnty:FA-3359; MP .84 - 1.84 & 4700 West; 4200 South to 4800 South					Reconstruct & Widening			
		STP_URB_O/L			\$0	\$536,308	\$1,072,616	\$0	\$0	\$1,072,616		\$2,681,540	\$2,500,000	\$0	\$181,540
WEBER	15904	STIP To Be Adv Dt:	F-3368(2)3		3368	3	1200 West; 400 N - Farr West, Marriott-Slaterville Cnty:FA-3368; MP 2.74 - 3.32					Reconstruct & Widening			
		LOCAL_GOV			\$0	\$0	\$0	\$0	\$0	\$1,570,000		\$1,570,000	\$0	\$0	\$1,570,000
		STP_URB_O/L			\$0	\$0	\$0	\$0	\$0	\$4,035,300		\$4,035,300	\$3,762,110	\$0	\$273,190
		Total			\$0	\$0	\$0	\$0	\$0	\$5,605,300		\$5,605,300	\$3,762,110	\$0	\$1,843,190
WEBER	15905	STIP To Be Adv Dt:	F-3370(1)0		3370	1	3600 West; 2600 N to 1975 N, Plain City Cnty:FA-3370; MP .00 - .78					Reconstruct & Widening			
		STP_URB_O/L			\$0	\$0	\$0	\$0	\$0	\$3,111,400		\$3,111,400	\$2,900,758	\$0	\$210,642
WEBER	10014	Active Will Not Adv	S-LC57(21)		3438	1	1 Harrison Blvd. (South): 7th Street to 2nd Street Other: HARRISON BLVD. 7TH TO 2ND ST to: .50 for: .50					Reconstruct & Widening			
		LOCAL_GOV			\$7,833	\$0	\$0	\$0	\$0	\$0		\$7,833	\$0	\$0	\$7,833
		L_PASS_MATCH			\$0	\$425,000	\$0	\$0	\$0	\$0		\$425,000	\$0	\$0	\$425,000
		STP_URB_O/L			\$0	\$0	\$0	\$0	\$0	\$0		\$0	\$0	\$0	\$0
		ST_CONT_PG			\$0	\$7,833	\$0	\$0	\$0	\$0		\$7,833	\$0	\$7,833	\$0
		ST_TIF_EXCH			\$3,825,000	\$0	\$0	\$0	\$0	\$0		\$3,825,000	\$0	\$3,825,000	\$0
		Total			\$3,832,833	\$432,833	\$0	\$0	\$0	\$0		\$4,265,666	\$0	\$3,832,833	\$432,833
WEBER	12508	Active To Be Adv Dt: 09/07/18	F-0134(21)11		MULT		SR-134; I-15 Interchange Modifications SR-134; MP 11.24 - 11.45 & I-15; MP 349.38 - 349.38 & SR-134; MP 10.96 - 12.86					Intersection Modification			
		HSIP			\$0	\$1,700,000	\$0	\$0	\$0	\$0		\$1,700,000	\$1,584,910	\$115,090	\$0
		STP_FLX_ST			\$1,502,000	\$4,313,832	\$0	\$0	\$0	\$0		\$5,815,832	\$5,422,100	\$393,732	\$0
		ST_PVMT			\$0	\$684,168	\$0	\$0	\$0	\$0		\$684,168	\$0	\$684,168	\$0
		Total			\$1,502,000	\$6,698,000	\$0	\$0	\$0	\$0		\$8,200,000	\$7,007,010	\$1,192,990	\$0
WEBER	14407	Undr Const Adv Dt: 03/10/18	F-0039(35)		MULT		SR-39; Dual Lefts at Washington Blvd. US-89; MP 415.33 - 415.53 & SR-39; MP 6.30 - 6.50					Choke Point			
		L_BETTERMENT			\$0	\$6,500	\$0	\$0	\$0	\$0		\$6,500	\$0	\$0	\$6,500
		SEC154_HSIP			\$755,000	\$0	\$0	\$0	\$0	\$0		\$755,000	\$703,887	\$51,114	\$0
		STP_FLX_ST			\$2,500,000	\$0	\$0	\$0	\$0	\$0		\$2,500,000	\$2,330,750	\$169,250	\$0
		Total			\$3,255,000	\$6,500	\$0	\$0	\$0	\$0		\$3,261,500	\$3,034,637	\$220,364	\$6,500



DRAFT

DRAFT for Release for PUBLIC COMMENT

UDOT electronic Program Management

Statewide Transportation Improvement Program



STIP 2019-2024

Report Run on: Sep 04, 2018, 05:59 A.M.

epm345_stip_report (Rev 1165)

Region	PIN	Status	Project No.	Rt. Beg Len	PIN Description / Project Location				Concept Description			
		Fund	Prior	2019	2020	2021	2022	CD	Total	Fed Aid	State	Other
Weber County Projects												
WEBER	15683	STIP	S-I15-8(158)343	MULT	I-15; 24th Street Interchange				TIF - Transportation Investment Fund			
		To Be Adv Dt:			I-15; MP 342.80 - 343.50 & I-15; MP 342.80 - 343.50							
		ST_TIF		\$0	\$0	\$0	\$0	\$96,000,000	\$96,000,000	\$0	\$96,000,000	\$0
WEBER	15685	Scoping	S-I15-8(159)338	MULT	I-15; SR-97 (5600 South) Environmental Study				TIF - Transportation Investment Fund			
		Will Not Adv			I-15; MP 338.00 - 338.80 & I-15; MP 338.00 - 338.80 & SR-97; MP 3.00 - 5.35 & Addendum to add the section of SR-97 that is included within the study limits							
		ST_TIF		\$19,690	\$1,980,310	\$1,000,000	\$0	\$0	\$3,000,000	\$0	\$3,000,000	\$0
WEBER	14348	STIP	S-I84-6(130)87	MULT	I-84; Uintah Interchange Deck Replacement, F-93				Rehabilitation or Replacement			
		To Be Adv Dt:			I-84; MP 87.38 - 88.25 & I-84; MP 87.37 - 88.23							
		NHPP_BR		\$0	\$0	\$0	\$0	\$0	\$0	\$0	\$0	\$0
		STP_BRIDGE		\$0	\$0	\$0	\$0	\$0	\$0	\$0	\$0	\$0
		ST_BRIDGE		\$0	\$0	\$2,050,000	\$0	\$0	\$2,050,000	\$0	\$2,050,000	\$0
		Total		\$0	\$0	\$2,050,000	\$0	\$0	\$2,050,000	\$0	\$2,050,000	\$0
WEBER	14840	STIP	F-LC(37)	MULT	20th St.; Washington to Monroe Reconstruction				Reconstruct & Widening			
		To Be Adv Dt:			20th Street, Washington to Monroe							
		STP_URB_O/L		\$0	\$0	\$0	\$0	\$3,217,848	\$3,217,848	\$3,000,000	\$0	\$217,848
WEBER	14850	STIP	F-LC57(45)	MULT	SR-60; Round-About at Ritter Drive, Riverdale				Intersection Modification			
		To Be Adv Dt:			SR-168; MP 1.13 - 1.16 & SR-60; MP .76 - .79 & SR-60 at Ritter Drive, Riverdale							
		CMAQ_WFRC		\$0	\$0	\$0	\$0	\$618,000	\$618,000	\$576,161	\$0	\$41,839
WEBER	15906	STIP	F-R199(235)	MULT	Ogden-WSU Bus Rapid Transit (BRT) - Design				UTA/Transit			
		Will Not Adv			Ogden Intermodal Hub (23rd/ Wall Ave) to McKay Dee Hospital (48th/ Harrison Blvd)							
		LOCAL_GOVT		\$0	\$0	\$0	\$0	\$3,391,076	\$3,391,076	\$0	\$0	\$3,391,076
		STP_URB_O/L		\$0	\$0	\$0	\$0	\$1,608,924	\$1,608,924	\$1,500,000	\$0	\$108,924
		Total		\$0	\$0	\$0	\$0	\$5,000,000	\$5,000,000	\$1,500,000	\$0	\$3,500,000
WEBER	16936	Funding	NEWPROJ(16936)	MULT	40th St & Chimes View - Riverdale to Washington				Reconstruct & Widening			
		To Be Adv Dt:			Cnty:FA-3354; MP .00 - .46 & Cnty:FA-3354; MP 3.70 - 4.05							
NEW		LOCAL_GOVT		\$0	\$0	\$0	\$0	\$454,735	\$454,735	\$0	\$0	\$454,735
		STP_URB_O/L		\$0	\$0	\$0	\$0	\$4,290,465	\$4,290,465	\$4,000,001	\$0	\$290,464
		Total		\$0	\$0	\$0	\$0	\$4,745,200	\$4,745,200	\$4,000,001	\$0	\$745,199
WEBER	16952	Funding	NEWPROJ(16952)	MULT	1975 North; 3600 West to 3525 West				Pedestrian/Bike facility			
		To Be Adv Dt:			Cnty:FA-3442; MP 1.33 - 1.45 & Cnty:FA-3442; MP 1.32 - 1.32							
NEW		TAP_URB_O/L		\$0	\$0	\$360,000	\$0	\$0	\$360,000	\$335,628	\$0	\$24,372
WEBER	12166	Scoping	F-LC57(30)	OTHER	River Parkway Trail; D&RGW Rail to 1800 So, Weber				Trails			
		To Be Adv Dt: 09/17/18			West Haven; D&RGW Rail to Ogden River Trail							
		CMAQ_WFRC		\$136,009	\$0	\$0	\$0	\$0	\$136,009	\$136,009	\$0	\$0
		LOCAL_GOVT		\$0	\$107,975	\$0	\$0	\$0	\$107,975	\$0	\$0	\$107,975
		STP_FLX_ST		\$0	\$0	\$0	\$0	\$0	\$0	\$0	\$0	\$0
		STP_TAP_ST		\$0	\$0	\$0	\$0	\$0	\$0	\$0	\$0	\$0
		TAP_URB_WFRC		\$209,115	\$827,366	\$0	\$0	\$0	\$1,036,481	\$966,311	\$0	\$70,170
		Total		\$345,124	\$935,341	\$0	\$0	\$0	\$1,280,465	\$1,102,320	\$0	\$178,145



DRAFT

DRAFT for Release for PUBLIC COMMENT

UDOT electronic Program Management

Statewide Transportation Improvement Program



STIP 2019-2024

Report Run on: Sep 04, 2018, 05:59 A.M.

epm345_stip_report (Rev 1165)

Region	PIN	Status	Project No.	Rt.	Beg Len	PIN Description / Project Location				Concept Description				
		Fund	Prior		2019	2020	2021	2022	CD	Total	Fed Aid	State	Other	
Weber County Projects														
WEBER	13615	STIP	S-0067(25)0		OTHER	SR-67; Corridor Preservation, Weber County				Corridor Preservation				
		To Be Adv Dt:				Future SR-67 Corridor in Weber County								
		ST_CORR_PRES			\$156,382	\$0	\$0	\$0	\$0	\$0	\$156,382	\$0	\$156,382	\$0
WEBER	16939	Funding	NEWPROJ(16939)		OTHER	UTA Locomotive Rebuild				UTA/Transit				
		To Be Adv Dt:				Rebuilding of the Commuter Rail Locomotives (Location for GIS - Weber Intermodal Center)								
NEW		LOCAL_GOVT			\$0	\$0	\$0	\$0	\$381,015	\$381,015	\$0	\$0	\$381,015	
		STP_URB_O/L			\$0	\$0	\$0	\$0	\$1,018,985	\$1,018,985	\$950,000	\$0	\$68,985	
		Total			\$0	\$0	\$0	\$0	\$1,400,000	\$1,400,000	\$950,000	\$0	\$450,000	
WEBER	6568	Scoping	F-LC57(18)		OTHER	Skyline Drive; 1100 West to 4300 North								
		Will Not Adv				Skyline Drive; 1100 West to 4300 North (Pleasant View)								
		STP_URB_O/L			\$10,000	\$3,672,827	\$0	\$0	\$0	\$0	\$3,682,827	\$3,433,500	\$0	\$249,327
WEBER	14842	Scoping	F-LC57(38)		OTHER	450/400 E.; 2600 N. to Elberta, Widening, N. Ogden				TIF - Transportation Investment Fund				
		To Be Adv Dt: 09/03/19				450/400 Est; 2600 North to Elberta Drive								
		LOCAL_GOVT			\$0	\$0	\$0	\$0	\$4,720,000	\$4,720,000	\$0	\$0	\$4,720,000	
		STP_FLX_ST			\$0	\$0	\$0	\$0	\$2,000,000	\$2,000,000	\$1,864,600	\$135,400	\$0	
		STP_URB_O/L			\$0	\$0	\$0	\$0	\$3,861,418	\$3,861,418	\$3,600,000	\$0	\$261,418	
		Total			\$0	\$0	\$0	\$0	\$10,581,418	\$10,581,418	\$5,464,600	\$135,400	\$4,981,418	
WEBER	14846	STIP	F-LC57(43)		OTHER	UTA Intermodal Center; Weber State University				UTA/Transit				
		To Be Adv Dt:				Ice Sheet Parking, Weber State University								
		CMAQ_WFRC			\$0	\$0	\$0	\$0	\$3,116,900	\$3,116,900	\$2,905,886	\$0	\$211,014	
WEBER	14847	STIP	F-LC57(44)		OTHER	Ogden Bike Share Program				Transportation Alternatives				
		To Be Adv Dt:				Downtown Ogden								
		CMAQ_WFRC			\$0	\$0	\$0	\$0	\$484,686	\$484,686	\$451,873	\$32,813	\$0	
WEBER	14852	Advertised	F-LC11(000)		OTHER	Jefferson, 4400 to 4500;4500, Jefferson to Madison				Pedestrian/Bike facility				
		Adv Dt: 05/05/18				Jefferson Ave, 4400 S. to 4500 S. then 4500 S., Jefferson Ave. to Madison.								
		TAP_URB_WFRC			\$116,355	\$227,445	\$0	\$0	\$0	\$0	\$343,800	\$320,525	\$0	\$23,275
WEBER	14853	Scoping	F-LC57(40)		OTHER	Bicycle and Ped Safety Enhancements, Riverdale				Pedestrian/Bike facility				
		To Be Adv Dt: 12/19/18				Riverdale Various Locations								
		TAP_URB_WFRC			\$0	\$69,200	\$0	\$0	\$0	\$0	\$69,200	\$64,515	\$0	\$4,685
WEBER	14856	Scoping	F-LC57(41)		OTHER	Tri City Alt. Trans. Planning, S. Weber Co. Area				Pedestrian/Bike facility				
		Will Not Adv				Within the Cities of Riverdale, South Ogden, & Washington Terrace								
		TAP_URB_WFRC			\$96,535	\$0	\$0	\$0	\$0	\$0	\$96,535	\$90,000	\$0	\$6,535
WEBER	15923	STIP	F-R199(236)		OTHER	Update Bike Cars on Frontrunner - UTA				Transportation Alternatives				
		To Be Adv Dt:				'This request is for new bike racks on 6 of UTA's 16 FrontRunner bike cars.								
		LOCAL_GOVT			\$0	\$0	\$0	\$0	\$15,001	\$15,001	\$0	\$0	\$15,001	
		TAP_URB_WFRC			\$0	\$0	\$0	\$0	\$101,899	\$101,899	\$95,000	\$0	\$6,899	
		Total			\$0	\$0	\$0	\$0	\$116,900	\$116,900	\$95,000	\$0	\$21,900	



DRAFT

DRAFT for Release for PUBLIC COMMENT

UDOT electronic Program Management

Statewide Transportation Improvement Program



STIP 2019-2024

Report Run on: Sep 04, 2018, 05:59 A.M.

epm345_stip_report (Rev 1165)

Region	PIN	Status	Project No.	Rt.	Beg Len	PIN Description / Project Location			Concept Description				
		Fund	Prior		2019	2020	2021	2022	CD	Total	Fed Aid	State	Other
Weber County Projects													
WEBER	16934	Funding	NEWPROJ(16934)		OTHER	Ogden-WSU Bus Rapid Transit (BRT) - Construction			New Capacity				
		To Be Adv Dt:				Ogden/Weber State University BRT; Ogden intermodal and WSU/McKay Dee Hospital - with exclusive lanes from 30th and Harrison to the Dee Events Center.							
NEW		CMAQ_WFRC		\$0	\$0	\$0	\$0	\$1,072,616	\$0	\$1,072,616	\$1,000,000	\$0	\$72,616
		LOCAL_GOV		\$0	\$2,408,926	\$1,550,000	\$1,250,000	\$0	\$0	\$5,208,926	\$0	\$0	\$5,208,926
		STP_URB_O/L		\$0	\$0	\$0	\$0	\$0	\$3,754,156	\$3,754,156	\$3,500,000	\$0	\$254,156
		UTA_FUNDS		\$0	\$0	\$0	\$0	\$68,964,302	\$0	\$68,964,302	\$0	\$0	\$68,964,302
		Total		\$0	\$2,408,926	\$1,550,000	\$1,250,000	\$70,036,918	\$3,754,156	\$79,000,000	\$4,500,000	\$0	\$74,500,000
WEBER	16946	Funding	NEWPROJ(16946)		OTHER	Polk Avenue; 36th Street to Franklin			Pedestrian/Bike facility				
		To Be Adv Dt:				Polk Avenue; 36th Street to Franklin							
NEW		CMAQ_WFRC		\$0	\$0	\$0	\$0	\$0	\$595,302	\$595,302	\$555,000	\$0	\$40,302
WEBER	16783	Scoping	S-R199(253)			SR-134; Intersection Adjacent to Canal			Intersection Improvements				
		To Be Adv Dt: 04/18/19				Route 134 adjacent to canal in Pleasant View							
		ST_TF_HB2		\$144	\$849,856	\$0	\$0	\$0	\$0	\$850,000	\$0	\$850,000	\$0
WEBER	11091	Scoping	F-R199(133)			Washington Blvd & Larsen Lane			Intersection Improvements				
		Will Not Adv				Washington Blvd. & Larsen Lane							
		STP_URB_O/L		\$0	\$0	\$0	\$0	\$0	\$0	\$0	\$0	\$0	\$0
		ST_CONCEPT_D1		\$2,650	\$310	\$0	\$0	\$0	\$0	\$2,960	\$0	\$2,960	\$0
		ST_CONT_PG		\$1,910	\$8,816	\$0	\$0	\$0	\$0	\$10,726	\$0	\$10,726	\$0
		Total		\$4,561	\$9,126	\$0	\$0	\$0	\$0	\$13,686	\$0	\$13,686	\$0
WEBER	11993	Scoping	F-LC57(26)			Larsen Lane; N. Harrisville Rd to Washington Blvd			Reconstruct & Widening				
		To Be Adv Dt: 05/01/19				Larsen Lane; North Harrisville Road to Washington Blvd							
		LOCAL_INKIND		\$0	\$29,046	\$188,802	\$0	\$0	\$38,051	\$255,899	\$0	\$0	\$255,899
		L_CORR-WEBER		\$0	\$0	\$0	\$0	\$0	\$0	\$0	\$0	\$0	\$0
		STP_URB_O/L		\$400,000	\$0	\$2,600,000	\$0	\$0	\$524,000	\$3,524,000	\$3,524,000	\$0	\$0
		ST_CONCEPT_D1		\$3,153	\$68	\$0	\$0	\$0	\$0	\$3,222	\$0	\$3,222	\$0
		ST_CONT_PG		\$68	\$10,658	\$0	\$0	\$0	\$0	\$10,726	\$0	\$10,726	\$0
		Total		\$403,222	\$39,772	\$2,788,802	\$0	\$0	\$562,051	\$3,793,847	\$3,524,000	\$13,948	\$255,899
WEBER	11995	Active	S-LC57(27)			Harrison Blvd./ 2nd Street/ Sheridan Drive			Intersection Modification				
		Will Not Adv				Harrison Blvd./ 2nd Street/ Sheridan Drive							
		LOCAL_GOV		\$0	\$0	\$0	\$0	\$0	\$0	\$0	\$0	\$0	\$0
		L_PASS_MATCH		\$0	\$236,111	\$0	\$0	\$0	\$0	\$236,111	\$0	\$0	\$236,111
		STP_URB_O/L		\$0	\$0	\$0	\$0	\$0	\$0	\$0	\$0	\$0	\$0
		ST_TIF_EXCH		\$2,003,206	\$121,794	\$0	\$0	\$0	\$0	\$2,125,000	\$0	\$2,125,000	\$0
		Total		\$2,003,206	\$357,905	\$0	\$0	\$0	\$0	\$2,361,111	\$0	\$2,125,000	\$236,111
WEBER	12003	Undr Const	F-LC57(28)			638 North to 2400 North (Lund Lane)			Pedestrian/Bicycle Safety				
		Adv Dt: 05/26/18				Frontage Road Bike Lanes; 638 North to 2200 North (Lund Lane)							
		CMAQ_WFRC		\$1,040,437	\$0	\$0	\$0	\$0	\$0	\$1,040,437	\$969,999	\$0	\$70,438
WEBER	13123	STIP	F-LC57(31)			Midland Drive (SR-108)' 4800 South to 4275 South			TIF - Transportation Investment Fund				
		Will Not Adv				Midland Drive (SR-108) 4800 South to 4275 South							
		STP_URB_O/L		\$0	\$750,831	\$1,072,616	\$0	\$0	\$1,608,924	\$3,432,371	\$3,199,999	\$0	\$232,372



DRAFT

DRAFT for Release for PUBLIC COMMENT

UDOT electronic Program Management

Statewide Transportation Improvement Program



STIP 2019-2024

Report Run on: Sep 04, 2018, 05:59 A.M.

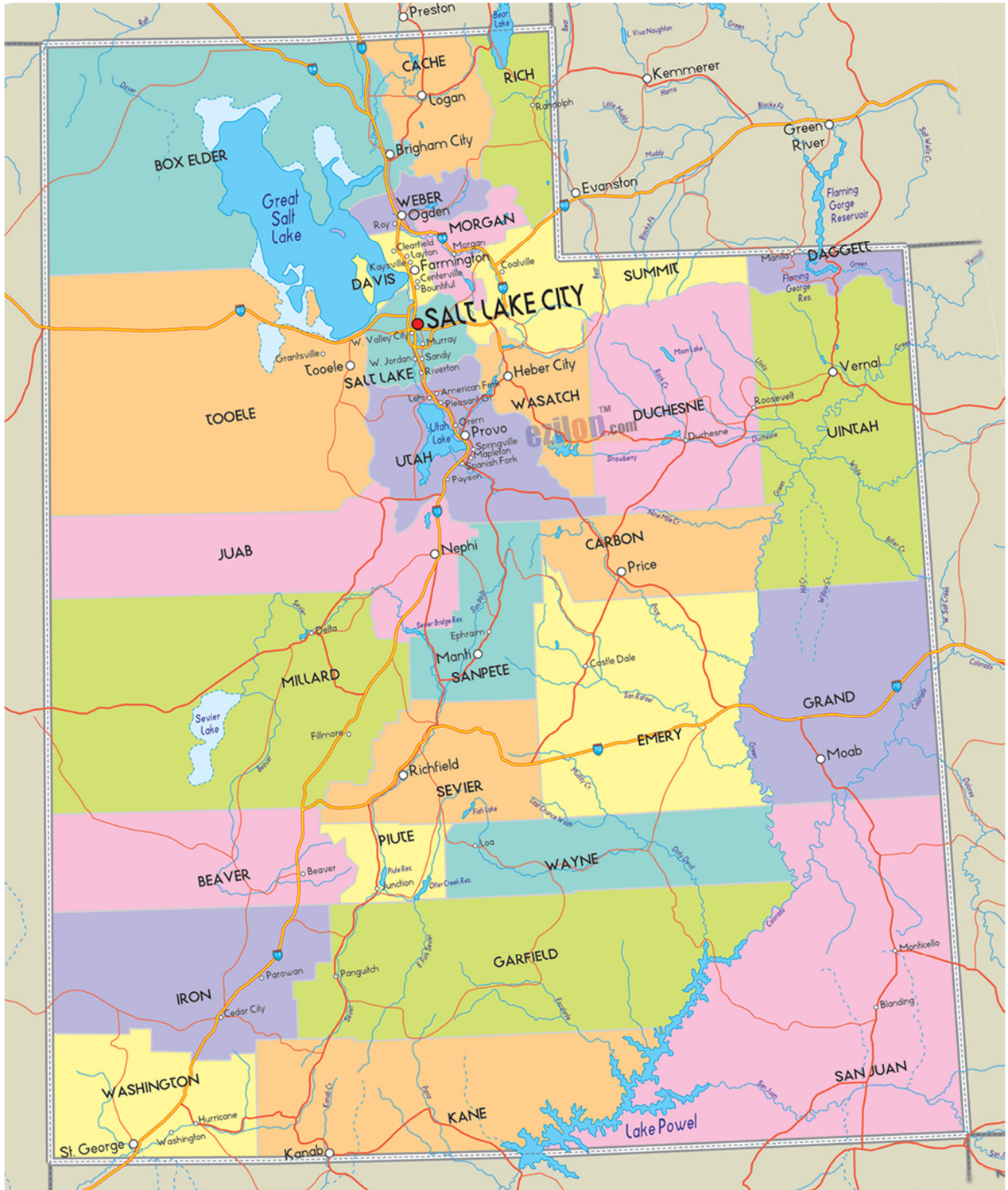
epm345_stip_report (Rev 1165)

Region	PIN	Status	Project No.	Rt. Beg Len	PIN Description / Project Location				Concept Description			State	Other
		Fund	Prior	2019	2020	2021	2022	CD	Total	Fed Aid			
Weber County Projects													
WEBER	13132	STIP	F-0097(9)		SR-97 (5600 South); Hill AFB to 2050 West				Operations/Maintenance				
		To Be Adv Dt:			SR-97 (5600 South); Hill AFB to 2050 West								
		CMAQ_WFRC		\$0	\$0	\$804,462	\$0	\$0	\$0	\$804,462	\$750,000	\$54,462	\$0
WEBER	14045	STIP	F-LC57(34)		4700 West; 4800 South to 5100 South				Reconstruct & Widening				
		To Be Adv Dt:			4700 West; 4800 South to 5100 South								
		STP_URB_O/L		\$0	\$321,785	\$643,570	\$0	\$0	\$1,949,846	\$2,915,201	\$2,717,842	\$0	\$197,359
WEBER	14057	Scoping	F-LC57(35)		Grant Promenade; 22nd Street to 2250 Street				Pedestrian/Bicycle Safety				
		To Be Adv Dt: 09/24/18			Grant Promenade; 22nd Street to 2250 Street								
		TAP_URB_WFRC		\$0	\$373,270	\$0	\$0	\$0	\$0	\$373,270	\$348,000	\$0	\$25,270

County

These are listed in the 2019-2024 TIP as programs that identify the funding source but the specific projects.

These programs include Bridge Inspection, Region Project Concept Development, and Bridge Loading, Scour Inspection, Pavement Rehabilitation, Pavement Maintenance, etc.





DRAFT

DRAFT for Release for PUBLIC COMMENT

UDOT electronic Program Management

Statewide Transportation Improvement Program



STIP 2019-2024

Report Run on: Sep 04, 2018, 05:59 A.M.

epm345_stip_report (Rev 1165)

Region	PIN	Program Description	Fund	Prior	2019	2020	2021	2022	CD	Total	Fed Aid	State	Other
County Programs													
1	16615	REGION ONE; TRANSPORTATION SOLUTIONS PROGRAM											
		LOCAL_GOV		\$3,356	\$96,644	\$0	\$0	\$0	\$0	\$100,000	\$0	\$0	\$96,644
		NHPP_IM		\$145,000	\$1,718,042	\$0	\$0	\$0	\$0	\$1,863,042	\$1,754,613	\$99,990	\$0
		NHPP_NHS		\$350,670	\$1,835,968	\$0	\$0	\$0	\$0	\$2,186,637	\$2,038,602	\$124,295	\$0
		STP_FLX_ST		\$4,525,768	\$2,368,971	\$10,000,000	\$0	\$0	\$0	\$16,894,739	\$15,750,965	\$466,774	\$677,000
		STP_URB_O/L		\$750,000	\$0	\$0	\$0	\$0	\$0	\$750,000	\$699,225	\$50,775	\$0
		ST_PVMT		\$0	\$524,037	\$0	\$0	\$0	\$0	\$524,037	\$0	\$524,037	\$0
		ST_TRANS_SOL		\$17,152	\$5,242,848	\$2,060,000	\$0	\$0	\$0	\$7,320,000	\$0	\$5,242,848	\$2,060,000
		Total		\$5,791,945	\$11,786,511	\$12,060,000	\$0	\$0	\$0	\$29,638,456	\$20,243,406	\$6,508,720	\$2,833,644
2	16616	REGION TWO; TRANSPORTATION SOLUTIONS PROGRAM											
		LOCAL_GOV		\$0	\$898,384	\$0	\$0	\$0	\$0	\$898,384	\$0	\$0	\$898,384
		NHPP_IM		\$3,460,000	\$2,080,740	\$4,750,000	\$0	\$0	\$0	\$10,290,740	\$9,691,819	\$322,471	\$276,450
		NHPP_NHS		\$1,006,379	\$3,760,621	\$0	\$0	\$0	\$0	\$4,767,000	\$4,444,274	\$254,594	\$0
		STP_FLX_ST		\$2,639,168	\$7,670,833	\$8,510,000	\$6,880,000	\$0	\$0	\$25,700,000	\$23,960,110	\$1,445,797	\$161,957
		STP_SU_JHC		\$1,072,617	\$0	\$0	\$0	\$0	\$0	\$1,072,617	\$1,000,000	\$0	\$72,616
		ST_CONCPT_D2		\$15,977	\$0	\$0	\$0	\$0	\$0	\$15,977	\$0	\$15,977	\$0
		ST_PVMT		\$0	\$81,124	\$0	\$0	\$0	\$0	\$81,124	\$0	\$81,124	\$0
		Total		\$8,194,139	\$14,491,701	\$13,260,000	\$6,880,000	\$0	\$0	\$42,825,840	\$39,096,203	\$2,119,963	\$1,409,406
3	15480	MOUNTAINLAND ASSOC. OF GOVERNMENTS EXCHANGE PROGRAM											
		STP_URB_P/O		\$0	\$468,196	\$0	\$0	\$0	\$0	\$468,196	\$436,499	\$0	\$0
		ST_EXCH_MAG		\$0	\$1,188,683	\$0	\$0	\$0	\$0	\$1,188,683	\$0	\$1,188,683	\$0
		ST_TIFEX_MAG		\$12,679,805	\$1,241,864	\$555,771	\$0	\$0	\$0	\$14,477,440	\$0	\$13,921,669	\$555,771
		Total		\$12,679,805	\$2,898,743	\$555,771	\$0	\$0	\$0	\$16,134,319	\$436,499	\$15,110,352	\$555,771
3	16617	REGION THREE; TRANSPORTATION SOLUTIONS PROGRAM											
		NHPP_NHS		\$1,500,000	\$0	\$0	\$0	\$0	\$0	\$1,500,000	\$1,398,450	\$101,550	\$0
		STP_FLX_ST		\$13,454,467	\$11,689,437	\$10,000,000	\$0	\$0	\$0	\$35,143,904	\$32,764,661	\$1,702,242	\$677,000
		STP_UB_P/O_U		\$400,000	\$1,386,000	\$0	\$0	\$0	\$0	\$1,786,000	\$1,665,088	\$93,832	\$0
		ST_CONCPT_D3		\$358,512	-\$243,271	\$0	\$0	\$0	\$0	\$115,242	\$0	\$115,242	\$0
		ST_CONT_PG		\$20,000	\$0	\$0	\$0	\$0	\$0	\$20,000	\$0	\$20,000	\$0
		ST_CONT_R3		\$5,000	\$0	\$0	\$0	\$0	\$0	\$5,000	\$0	\$5,000	\$0
		ST_PVMT		\$2,774,163	\$0	\$0	\$0	\$0	\$0	\$2,774,163	\$0	\$2,774,163	\$0
		ST_PVMT_LV2		\$4,230,000	\$0	\$0	\$0	\$0	\$0	\$4,230,000	\$0	\$4,230,000	\$0
		ST_RET_ROW		\$3,500,000	\$0	\$0	\$0	\$0	\$0	\$3,500,000	\$0	\$3,500,000	\$0
		ST_SPOT_SFTY		\$50,000	\$0	\$0	\$0	\$0	\$0	\$50,000	\$0	\$50,000	\$0
		ST_TRANS_SOL		\$0	\$7,000,000	\$2,060,000	\$0	\$0	\$0	\$9,060,000	\$0	\$7,000,000	\$2,060,000
		Total		\$26,292,142	\$19,832,166	\$12,060,000	\$0	\$0	\$0	\$58,184,308	\$35,828,199	\$19,592,029	\$2,737,000



DRAFT

DRAFT for Release for PUBLIC COMMENT

UDOT electronic Program Management

Statewide Transportation Improvement Program



STIP 2019-2024

Report Run on: Sep 04, 2018, 05:59 A.M.

epm345_stip_report (Rev 1165)

Region	PIN	Program Description	Fund	Prior	2019	2020	2021	2022	CD	Total	Fed Aid	State	Other
County Programs													
4	16618	REGION FOUR; TRANSPORTATIONS SOLUTIONS PROGRAM											
		EQ_BONUS(MG)		\$900,000	\$0	\$0	\$0	\$0	\$0	\$900,000	\$839,070	\$60,930	\$0
		HSIP		\$0	\$500,000	\$0	\$0	\$0	\$0	\$500,000	\$466,150	\$33,850	\$0
		NHPP_IM		\$1,199,730	\$150,270	\$0	\$0	\$0	\$0	\$1,350,000	\$1,271,430	\$78,570	\$0
		NHPP_NHS		\$760,500	\$13,786,548	\$0	\$0	\$0	\$0	\$14,547,048	\$13,562,213	\$933,349	\$0
		STP_FLX_ST		\$973,748	\$7,652,339	\$10,000,000	\$0	\$0	\$0	\$18,626,086	\$17,365,100	\$518,063	\$677,000
		STP_RURAL		\$214,523	\$5,287	\$0	\$0	\$0	\$0	\$219,810	\$204,929	\$14,881	\$0
		ST_PVMT		\$2,778,337	\$12,563	\$0	\$0	\$0	\$0	\$2,790,901	\$0	\$2,790,901	\$0
		ST_PVMT_LV2		\$500,000	\$0	\$0	\$0	\$0	\$0	\$500,000	\$0	\$500,000	\$0
		ST_TIF		\$7,330,000	\$0	\$0	\$0	\$0	\$0	\$7,330,000	\$0	\$7,330,000	\$0
		ST_TRANS_SOL		\$3,183,979	\$16,021	\$2,060,000	\$0	\$0	\$0	\$5,260,000	\$0	\$3,200,000	\$2,060,000
		Total		\$17,840,817	\$22,123,028	\$12,060,000	\$0	\$0	\$0	\$52,023,845	\$33,708,892	\$15,460,545	\$2,737,000
9	15046	ATMS ASSET MANAGEMENT (LIFE CYCLE REPLACEMENT)											
		ST_ATMS_AM		\$4,196,276	\$7,659,442	\$4,700,000	\$4,700,000	\$0	\$0	\$21,255,717	\$0	\$7,659,442	\$9,400,000
B	14862	STATEWIDE SAFETY EDUCATION AND ENFORCEMENT PROGRAM											
		ST_CONT_R1		\$36,000	\$0	\$0	\$0	\$0	\$0	\$36,000	\$0	\$36,000	\$0
		ST_CONT_R2		\$36,000	\$0	\$0	\$0	\$0	\$0	\$36,000	\$0	\$36,000	\$0
		ST_CONT_R3		\$30,000	\$0	\$0	\$0	\$0	\$0	\$30,000	\$0	\$30,000	\$0
		ST_PVMT		\$0	\$150,000	\$0	\$0	\$0	\$0	\$150,000	\$0	\$150,000	\$0
		ST_SAFETY_ED		\$0	\$20,000	\$0	\$0	\$0	\$0	\$20,000	\$0	\$20,000	\$0
		ST_SIGNALS		\$470,000	\$1,290,000	\$0	\$0	\$0	\$0	\$1,760,000	\$0	\$1,290,000	\$0
		ST_SPOT_SFTY		\$1,021,590	\$150,000	\$0	\$0	\$0	\$0	\$1,171,590	\$0	\$1,171,590	\$0
		ST_T&S_FUND		\$0	\$3,695,000	\$0	\$0	\$0	\$0	\$3,695,000	\$0	\$3,695,000	\$0
		ST_TRANS_SOL		\$1,755,180	\$544,820	\$0	\$0	\$0	\$0	\$2,300,000	\$0	\$2,300,000	\$0
		Total		\$3,348,770	\$5,849,820	\$0	\$0	\$0	\$0	\$9,198,590	\$0	\$8,728,590	\$0
P	15995	PLANNING											
		SPR_P_100%		\$0	\$5,792	\$0	\$0	\$0	\$0	\$5,792	\$5,792	\$0	\$0
S	9299	UNKNOWN FOUNDATIONS PROGRAM											
		ST_BRIDGE		\$0	\$103,155	\$0	\$0	\$0	\$0	\$103,155	\$0	\$103,155	\$0
		Total		\$0	\$103,155	\$0	\$0	\$0	\$0	\$103,155	\$0	\$103,155	\$0
S	9369	BRIDGE INSPECTION PROGRAM											
		BR_ON/OFF		\$69,142	\$2,655	\$0	\$0	\$0	\$0	\$71,797	\$57,438	\$14,359	\$0
		NHPP_BR		\$0	\$1,752,969	\$0	\$0	\$0	\$2,400,000	\$4,152,969	\$3,871,813	\$118,676	\$162,480
		STP_BR		\$0	\$1,792,000	\$0	\$0	\$0	\$0	\$1,792,000	\$1,670,682	\$0	\$0
		STP_BRIDGE		\$3,200,000	\$1,452,600	\$2,000,000	\$2,000,000	\$0	\$11,496,000	\$20,148,600	\$18,784,540	\$314,981	\$1,049,079
		ST_BRIDGE		\$0	\$4,926	\$0	\$0	\$0	\$0	\$4,926	\$0	\$4,926	\$0
		ST_INELIGIBL		\$0	\$6,716	\$0	\$0	\$0	\$0	\$6,716	\$0	\$6,716	\$0
		Total		\$3,269,142	\$5,011,866	\$2,000,000	\$2,000,000	\$0	\$13,896,000	\$26,177,008	\$24,384,472	\$459,658	\$1,211,559



DRAFT

DRAFT for Release for PUBLIC COMMENT

UDOT electronic Program Management

Statewide Transportation Improvement Program



STIP 2019-2024

Report Run on: Sep 04, 2018, 05:59 A.M.

epm345_stip_report (Rev 1165)

Region	PIN	Program Description	Fund	Prior	2019	2020	2021	2022	CD	Total	Fed Aid	State	Other
County Programs													
S	9615	LOAD RATING PROGRAM											
		BR_ON/OFF	\$0	\$0	\$0	\$0	\$0	\$0	\$0	\$0	\$0	\$0	\$0
		NHPP_BR	\$400,000	\$302,400	\$300,000	\$300,000	\$0	\$0	\$0	\$1,302,400	\$1,214,228	\$47,553	\$40,620
		STP_BRIDGE	\$250,000	\$0	\$0	\$0	\$0	\$0	\$1,500,000	\$1,750,000	\$1,631,525	\$16,925	\$101,550
		ST_BRIDGE	\$72,781	\$42,219	\$0	\$0	\$0	\$0	\$0	\$115,000	\$0	\$115,000	\$0
		Total	\$722,781	\$344,620	\$300,000	\$300,000	\$0	\$0	\$1,500,000	\$3,167,400	\$2,845,753	\$179,478	\$142,170
S	9616	BRIDGE SCOUR INSPECTION PROGRAM											
		BR_ON/OFF	\$0	\$147,982	\$0	\$0	\$0	\$0	\$0	\$147,982	\$118,386	\$0	\$0
		ST_BRIDGE	\$0	\$56,129	\$0	\$0	\$0	\$0	\$0	\$56,129	\$0	\$56,129	\$0
		Total	\$0	\$204,111	\$0	\$0	\$0	\$0	\$0	\$204,111	\$118,386	\$56,129	\$0
S	9862	2012 STATEWIDE BRIDGE PRESERVATION PROGRAM											
		ST_BRIDGE	\$555,613	\$54,387	\$0	\$0	\$0	\$0	\$0	\$610,000	\$0	\$610,000	\$0
		Total	\$555,613	\$54,387	\$0	\$0	\$0	\$0	\$0	\$610,000	\$0	\$610,000	\$0
S	10948	STATEWIDE SIGNALS MAINTENANCE & OPERATION											
		ST_SIGNL_M&O	\$6,438,514	\$6,734,432	\$5,600,000	\$5,600,000	\$0	\$0	\$0	\$24,372,945	\$0	\$6,734,432	\$11,200,000
		Total	\$6,438,514	\$6,734,432	\$5,600,000	\$5,600,000	\$0	\$0	\$0	\$24,372,945	\$0	\$6,734,432	\$11,200,000
S	11798	2014 STATEWIDE BRIDGE PREVENTIVE MAINTENANCE PROGRAM											
		ST_BRIDGE	\$117,080	\$12,920	\$0	\$0	\$0	\$0	\$0	\$130,000	\$0	\$130,000	\$0
		Total	\$117,080	\$12,920	\$0	\$0	\$0	\$0	\$0	\$130,000	\$0	\$130,000	\$0
S	11903	STATEWIDE CULVERT PROGRAM											
		EQ_BONUS(MG)	\$316,905	\$1,650	\$0	\$0	\$0	\$0	\$0	\$318,555	\$296,989	\$21,454	\$0
		STP_FLX_ST	\$0	\$2,204,708	\$0	\$0	\$0	\$0	\$0	\$2,204,708	\$2,055,449	\$149,259	\$0
		Total	\$316,905	\$2,206,358	\$0	\$0	\$0	\$0	\$0	\$2,523,263	\$2,352,438	\$170,713	\$0
S	11904	STATEWIDE SIGN PROGRAM											
		STP_FLX_ST	\$0	\$3,516,932	\$0	\$0	\$0	\$0	\$0	\$3,516,932	\$3,278,836	\$0	\$0
		Total	\$0	\$3,516,932	\$0	\$0	\$0	\$0	\$0	\$3,516,932	\$3,278,836	\$0	\$0
S	12132	2015 PAVEMENT PRESERVATION (ORANGE BOOK) PROGRAM											
		HSIP	\$4,500,000	\$0	\$0	\$0	\$0	\$0	\$0	\$4,500,000	\$4,195,350	\$304,650	\$0
		LOCAL_GOV	\$0	\$96,644	\$0	\$0	\$0	\$0	\$0	\$96,644	\$0	\$0	\$96,644
		NHPP_NHS	\$1,987,500	\$302,500	\$0	\$0	\$0	\$0	\$0	\$2,290,000	\$2,134,967	\$155,033	\$0
		STP_FLX_ST	\$0	\$388,672	\$0	\$0	\$0	\$0	\$0	\$388,672	\$362,359	\$26,313	\$0
		ST_PVMT	\$0	\$47,484	\$0	\$0	\$0	\$0	\$0	\$47,484	\$0	\$47,484	\$0
		Total	\$6,487,500	\$835,300	\$0	\$0	\$0	\$0	\$0	\$7,322,800	\$6,692,676	\$533,480	\$96,644



DRAFT

DRAFT for Release for PUBLIC COMMENT

UDOT electronic Program Management

Statewide Transportation Improvement Program



STIP 2019-2024

Report Run on: Sep 04, 2018, 05:59 A.M.

epm345_stip_report (Rev 1165)

Region	PIN	Program Description	Fund	Prior	2019	2020	2021	2022	CD	Total	Fed Aid	State	Other
County Programs													
S	12133	2016 PAVEMENT PRESERVATION (ORANGE BOOK) PROGRAM											
		EM_RPF9@93.2		\$54,474	\$0	\$0	\$0	\$0	\$0	\$54,474	\$50,786	\$3,688	\$0
		EM_RPS9@93.2		\$3	\$0	\$0	\$0	\$0	\$0	\$3	\$2	\$0	\$0
		IM		\$134,991	\$15,009	\$0	\$0	\$0	\$0	\$150,000	\$141,270	\$8,730	\$0
		NHPP_IM		\$2,362,238	\$156,682	\$0	\$0	\$0	\$0	\$2,518,920	\$2,372,319	\$146,601	\$0
		NHPP_NHS		\$2,400,000	\$1,078	\$0	\$0	\$0	\$0	\$2,401,078	\$2,238,525	\$162,553	\$0
		NHS		\$128,078	\$0	\$0	\$0	\$0	\$0	\$128,078	\$119,407	\$8,671	\$0
		STP_FLX_ST		\$5,480,394	\$168,166	\$0	\$0	\$0	\$0	\$5,648,560	\$5,266,152	\$382,407	\$0
		STP_RURAL		\$241,513	\$0	\$0	\$0	\$0	\$0	\$241,513	\$225,163	\$16,350	\$0
		Total		\$10,801,689	\$340,936	\$0	\$0	\$0	\$0	\$11,142,625	\$10,413,624	\$729,001	\$0
S	12134	2017 PAVEMENT PRESERVATION (ORANGE BOOK) PROGRAM											
		EM_RPF9@93.2		\$223,170	\$0	\$0	\$0	\$0	\$0	\$223,170	\$208,062	\$15,109	\$0
		EM_RPS9@93.2		\$2,616,451	\$0	\$0	\$0	\$0	\$0	\$2,616,451	\$2,439,317	\$177,134	\$0
		EQ_BONUS(MG)		\$100,204	\$29,796	\$0	\$0	\$0	\$0	\$130,000	\$121,199	\$8,801	\$0
		HSIP		\$500,000	\$0	\$0	\$0	\$0	\$0	\$500,000	\$466,150	\$33,850	\$0
		NHPP_IM		\$1,571,453	\$8,547	\$0	\$0	\$0	\$0	\$1,580,000	\$1,488,044	\$91,956	\$0
		NHPP_NHS		\$1,038,302	\$261,574	\$0	\$0	\$0	\$0	\$1,299,876	\$1,211,875	\$88,002	\$0
		STP_FLX_ST		\$20,389,498	\$2,971,363	\$0	\$0	\$0	\$0	\$23,360,860	\$21,779,330	\$1,581,530	\$0
		STP_URB_O/L		\$1,500,000	\$0	\$0	\$0	\$0	\$0	\$1,500,000	\$1,398,450	\$101,550	\$0
		ST_BRIDGE		\$400,000	\$0	\$0	\$0	\$0	\$0	\$400,000	\$0	\$400,000	\$0
		ST_CONCPT_D3		\$5,138	\$0	\$0	\$0	\$0	\$0	\$5,138	\$0	\$5,138	\$0
		ST_PVMT		\$9,323	\$0	\$0	\$0	\$0	\$0	\$9,323	\$0	\$9,323	\$0
		Total		\$28,353,539	\$3,271,280	\$0	\$0	\$0	\$0	\$31,624,819	\$29,112,427	\$2,512,392	\$0
S	12135	2016 PAVEMENT REHABILITATION (PURPLE BOOK) PROGRAM											
		HSIP		\$500,000	\$0	\$0	\$0	\$0	\$0	\$500,000	\$466,150	\$33,850	\$0
		NHPP_IM		\$11,933,299	\$50,001	\$0	\$0	\$0	\$0	\$11,983,300	\$11,285,872	\$697,428	\$0
		NHPP_NHS		\$5,946,423	\$0	\$0	\$0	\$0	\$0	\$5,946,423	\$5,543,850	\$402,573	\$0
		NHS		\$140,000	\$0	\$0	\$0	\$0	\$0	\$140,000	\$130,522	\$9,478	\$0
		OTHER		\$23,490	\$0	\$0	\$0	\$0	\$0	\$23,490	\$0	\$0	\$23,490
		STP_FLX_ST		\$9,681,096	\$1,394,997	\$0	\$0	\$0	\$0	\$11,076,092	\$10,326,241	\$749,851	\$0
		STP_RURAL		\$0	\$125,966	\$0	\$0	\$0	\$0	\$125,966	\$117,438	\$8,528	\$0
		STP_URB_O/L		\$3,464,810	\$35,190	\$0	\$0	\$0	\$0	\$3,500,000	\$3,263,050	\$236,950	\$0
		ST_CONCPT_D1		\$18,898	\$16,092	\$0	\$0	\$0	\$0	\$34,990	\$0	\$34,990	\$0
		ST_PVMT		\$2,721	\$862,422	\$0	\$0	\$0	\$0	\$865,143	\$0	\$862,422	\$0
		Total		\$31,710,737	\$2,484,668	\$0	\$0	\$0	\$0	\$34,195,405	\$31,133,124	\$3,036,070	\$23,490



DRAFT

DRAFT for Release for PUBLIC COMMENT

UDOT electronic Program Management

Statewide Transportation Improvement Program



STIP 2019-2024

Report Run on: Sep 04, 2018, 05:59 A.M.

epm345_stip_report (Rev 1165)

Region	PIN	Program Description	Fund	Prior	2019	2020	2021	2022	CD	Total	Fed Aid	State	Other
County Programs													
S	12136	2017 PAVEMENT REHABILITATION (PURPLE BOOK) PROGRAM											
		EM_RPF9@93.2		\$183,038	\$0	\$0	\$0	\$0	\$0	\$183,038	\$170,646	\$12,392	\$0
		EM_RPS9@100		\$424,588	\$0	\$0	\$0	\$0	\$0	\$424,588	\$424,588	\$0	\$0
		EM_RPS9@93.2		\$599,576	\$0	\$0	\$0	\$0	\$0	\$599,576	\$558,984	\$40,591	\$0
		EQ_BONUS(MG)		\$200,000	\$49,622	\$0	\$0	\$0	\$0	\$249,622	\$232,722	\$16,899	\$0
		HSIP		\$1,069,998	\$2	\$0	\$0	\$0	\$0	\$1,070,000	\$997,561	\$72,439	\$0
		LOCAL_GOV		\$25,000	\$0	\$0	\$0	\$0	\$0	\$25,000	\$0	\$0	\$25,000
		L_BETTERMENT		\$1,215,056	\$21,771	\$0	\$0	\$0	\$0	\$1,236,827	\$0	\$0	\$1,236,827
		NHPP_BR		\$500,000	\$0	\$0	\$0	\$0	\$0	\$500,000	\$466,150	\$33,850	\$0
		NHPP_IM		\$14,597,324	\$1,300,552	\$0	\$0	\$0	\$0	\$15,897,876	\$14,972,620	\$925,256	\$0
		NHPP_NHS		\$7,992,515	\$6	\$0	\$0	\$0	\$0	\$7,992,521	\$7,451,427	\$541,094	\$0
		NHS		\$420,000	\$0	\$0	\$0	\$0	\$0	\$420,000	\$391,566	\$28,434	\$0
		STP_FLX_ST		\$74,846,772	\$6,056,118	\$0	\$0	\$0	\$0	\$80,902,889	\$75,425,764	\$5,477,126	\$0
		STP_URB_O/L		\$4,000,000	\$0	\$0	\$0	\$0	\$0	\$4,000,000	\$3,729,200	\$270,800	\$0
		ST_CONCPT_D1		\$18,210	\$0	\$0	\$0	\$0	\$0	\$18,210	\$0	\$18,210	\$0
		ST_CONCPT_D3		\$8,052	\$0	\$0	\$0	\$0	\$0	\$8,052	\$0	\$8,052	\$0
		ST_INELIGIBL		\$5,962	\$0	\$0	\$0	\$0	\$0	\$5,962	\$0	\$5,962	\$0
		ST_PVMT		\$686,978	\$120,000	\$0	\$0	\$0	\$0	\$806,978	\$0	\$806,978	\$0
		ST_PVMT_LV2		\$2,361,412	\$363,588	\$0	\$0	\$0	\$0	\$2,725,000	\$0	\$2,725,000	\$0
		ST_RET_ROW		\$730,766	\$0	\$0	\$0	\$0	\$0	\$730,766	\$0	\$730,766	\$0
		ST_SPOT_SFTY		\$39,000	\$0	\$0	\$0	\$0	\$0	\$39,000	\$0	\$39,000	\$0
		Total		\$109,924,246	\$7,911,660	\$0	\$0	\$0	\$0	\$117,835,905	\$104,821,229	\$11,752,849	\$1,261,827
S	12137	2015 STATEWIDE BRIDGE PREVENTIVE MAINTENANCE PROGRAM											
		ST_BRIDGE		\$4,187,291	\$982,209	\$0	\$0	\$0	\$0	\$5,169,499	\$0	\$5,169,499	\$0
		Total		\$4,187,291	\$982,209	\$0	\$0	\$0	\$0	\$5,169,499	\$0	\$5,169,499	\$0
S	12138	2016 STATEWIDE BRIDGE PREVENTIVE MAINTENANCE PROGRAM											
		NHPP_BR		\$4,343,910	\$7,979	\$0	\$0	\$0	\$0	\$4,351,889	\$4,057,266	\$294,623	\$0
		STP_BRIDGE		\$0	\$250,375	\$0	\$0	\$0	\$0	\$250,375	\$233,424	\$0	\$0
		STP_FLX_ST		\$2,107,952	\$0	\$0	\$0	\$0	\$0	\$2,107,952	\$1,965,244	\$142,708	\$0
		ST_BRIDGE		\$2,666,944	\$662,983	\$0	\$0	\$0	\$0	\$3,329,927	\$0	\$3,329,927	\$0
		ST_CONCPT_D3		\$77	\$1,234	\$0	\$0	\$0	\$0	\$1,310	\$0	\$1,234	\$0
		Total		\$9,118,883	\$922,570	\$0	\$0	\$0	\$0	\$10,041,453	\$6,255,934	\$3,768,492	\$0
S	12139	2017 STATEWIDE BRIDGE PREVENTIVE MAINTENANCE PROGRAM											
		NHPP_BR		\$7,786,251	\$1,991,860	\$0	\$0	\$0	\$0	\$9,778,111	\$9,116,133	\$661,978	\$0
		STP_BRIDGE		\$750,000	\$242,048	\$0	\$0	\$0	\$0	\$992,048	\$924,886	\$67,162	\$0
		STP_FLX_ST		\$1,000,000	\$0	\$0	\$0	\$0	\$0	\$1,000,000	\$932,300	\$67,700	\$0
		ST_BRIDGE		\$1,978,172	\$6,267,267	\$0	\$0	\$0	\$0	\$8,245,439	\$0	\$6,267,267	\$0
		Total		\$11,514,423	\$8,501,175	\$0	\$0	\$0	\$0	\$20,015,598	\$10,973,319	\$7,064,107	\$0



DRAFT

DRAFT for Release for PUBLIC COMMENT

UDOT electronic Program Management

Statewide Transportation Improvement Program



STIP 2019-2024

Report Run on: Sep 04, 2018, 05:59 A.M.

epm345_stip_report (Rev 1165)

Region	PIN	Program Description	Fund	Prior	2019	2020	2021	2022	CD	Total	Fed Aid	State	Other
County Programs													
S	12781	UNOBLIGATED TIF/CHNF FUNDS PROGRAM											
		FA_MISC		\$0	\$7,751	\$0	\$0	\$0	\$0	\$7,751	\$6,201	\$0	\$0
		ST_GF_HB173		\$0	\$551,372	\$0	\$0	\$0	\$0	\$551,372	\$0	\$551,372	\$0
		ST_HB377/TF		\$0	\$61,377	\$0	\$0	\$0	\$0	\$61,377	\$0	\$61,377	\$0
		ST_ICTD		\$0	\$1,119,730	\$0	\$0	\$0	\$0	\$1,119,730	\$0	\$1,119,730	\$0
		ST_SB215		\$0	\$58,792	\$0	\$0	\$0	\$0	\$58,792	\$0	\$58,792	\$0
		ST_STLMNT		\$0	\$1,860,676	\$0	\$0	\$0	\$0	\$1,860,676	\$0	\$1,860,676	\$0
		ST_TIF		\$2,903,874	\$0	\$4,250,000	\$0	\$0	\$0	\$7,153,874	\$0	\$7,153,874	\$0
		ST_TIF_HB377		\$0	\$2,337,806	\$0	\$0	\$0	\$0	\$2,337,806	\$0	\$2,337,806	\$0
		ST_TIF_PRES		\$0	\$8,300,000	\$0	\$0	\$0	\$0	\$8,300,000	\$0	\$8,300,000	\$0
		ST_TIF_SB229		\$0	\$8,570	\$0	\$0	\$0	\$0	\$8,570	\$0	\$8,570	\$0
		Total		\$2,903,874	\$14,306,075	\$4,250,000	\$0	\$0	\$0	\$21,459,948	\$6,201	\$21,452,198	\$0
S	12956	2018 PAVEMENT PRESERVATION (ORANGE BOOK) PROGRAM											
		EQ_BONUS(MG)		\$1,579,890	\$0	\$0	\$0	\$0	\$0	\$1,579,890	\$1,472,932	\$106,959	\$0
		HSIP		\$500,000	\$0	\$0	\$0	\$0	\$0	\$500,000	\$466,150	\$33,850	\$0
		NHPP_IM		\$6,653,248	\$576,752	\$0	\$0	\$0	\$0	\$7,230,000	\$6,809,214	\$420,786	\$0
		NHPP_NHS		\$7,332,663	\$9,488,873	\$0	\$0	\$0	\$0	\$16,821,536	\$15,682,718	\$642,397	\$0
		SEC154_HSIP		\$1,450,000	\$0	\$0	\$0	\$0	\$0	\$1,450,000	\$1,351,835	\$98,165	\$0
		STP_FLX_ST		\$24,679,270	\$2,051,038	\$0	\$0	\$0	\$0	\$26,730,308	\$24,920,666	\$1,809,642	\$0
		ST_CONCPT_D3		\$34,763	\$0	\$0	\$0	\$0	\$0	\$34,763	\$0	\$34,763	\$0
		ST_PVMT		\$2,413,175	\$3,243,000	\$0	\$0	\$0	\$0	\$5,656,175	\$0	\$3,243,000	\$0
		Total		\$44,643,008	\$15,359,663	\$0	\$0	\$0	\$0	\$60,002,671	\$50,703,514	\$6,389,561	\$0



DRAFT

DRAFT for Release for PUBLIC COMMENT

UDOT electronic Program Management

Statewide Transportation Improvement Program



STIP 2019-2024

Report Run on: Sep 04, 2018, 05:59 A.M.

epm345_stip_report (Rev 1165)

Region	PIN	Program Description	Fund	Prior	2019	2020	2021	2022	CD	Total	Fed Aid	State	Other
County Programs													
S	12957	2018 PAVEMENT REHABILITATION (PURPLE BOOK) PROGRAM											
		EM_RPF9@93.2		\$871,606	\$0	\$0	\$0	\$0	\$0	\$871,606	\$812,598	\$59,008	\$0
		EM_RPS9@93.2		\$1,239	\$0	\$0	\$0	\$0	\$0	\$1,239	\$1,155	\$84	\$0
		HSIP		\$0	\$2,300,000	\$0	\$0	\$0	\$0	\$2,300,000	\$2,144,290	\$155,710	\$0
		HSIP_HRRR_SR		\$627,993	\$0	\$0	\$0	\$0	\$0	\$627,993	\$585,478	\$42,515	\$0
		IM		\$140,742	\$0	\$0	\$0	\$0	\$0	\$140,742	\$132,551	\$8,191	\$0
		LOCAL_GOV		\$687,206	\$0	\$0	\$0	\$0	\$0	\$687,206	\$0	\$0	\$687,206
		L_BETTERMENT		\$0	\$1,567	\$0	\$0	\$0	\$0	\$1,567	\$0	\$0	\$1,567
		NHPP_IM		\$24,419,938	\$45,027	\$0	\$0	\$0	\$0	\$24,464,965	\$23,041,104	\$1,423,861	\$0
		NHPP_NHS		\$14,953,764	\$17,325,711	\$2,650,000	\$0	\$0	\$0	\$34,929,475	\$32,564,750	\$1,172,951	\$179,405
		SEC154_HSIP		\$673,007	\$0	\$0	\$0	\$0	\$0	\$673,007	\$627,444	\$45,563	\$0
		STP_BRIDGE		\$300,000	\$0	\$0	\$0	\$0	\$0	\$300,000	\$279,690	\$20,310	\$0
		STP_FLX_ST		\$44,284,121	\$1,959,029	\$0	\$0	\$0	\$0	\$46,243,150	\$43,112,489	\$3,130,661	\$0
		STP_RURAL		\$2,069,361	\$75,871	\$0	\$0	\$0	\$0	\$2,145,232	\$2,000,000	\$145,232	\$0
		STP_UB_P/O_U		\$0	\$2,495,525	\$0	\$0	\$0	\$0	\$2,495,525	\$2,326,578	\$168,947	\$0
		ST_CONCPT_D3		\$11,122	\$0	\$0	\$0	\$0	\$0	\$11,122	\$0	\$11,122	\$0
		ST_PVMT		\$8,199,073	\$0	\$0	\$0	\$0	\$0	\$8,199,073	\$0	\$8,199,073	\$0
		ST_PVMT_LV2		\$10,150,000	\$0	\$4,520,000	\$0	\$0	\$0	\$14,670,000	\$0	\$10,150,000	\$4,520,000
		ST_SIGNALS		\$0	\$85,500	\$0	\$0	\$0	\$0	\$85,500	\$0	\$85,500	\$0
		Total		\$107,389,172	\$24,288,231	\$7,170,000	\$0	\$0	\$0	\$138,847,403	\$107,628,127	\$24,818,728	\$5,388,178
S	12958	2018 STATEWIDE BRIDGE PREVENTIVE MAINTENANCE PROGRAM											
		NHPP_BR		\$210,000	\$570,323	\$0	\$0	\$0	\$0	\$780,323	\$727,495	\$38,611	\$0
		STP_BRIDGE		\$165,000	\$2,224,836	\$0	\$0	\$0	\$0	\$2,389,836	\$2,228,044	\$150,621	\$0
		STP_FLX_ST		\$0	\$2,385,000	\$0	\$0	\$0	\$0	\$2,385,000	\$153,830	\$2,231,171	\$0
		ST_BRIDGE		\$54,284	\$8,765,534	\$0	\$0	\$0	\$0	\$8,819,818	\$0	\$8,765,534	\$0
		Total		\$429,284	\$13,945,693	\$0	\$0	\$0	\$0	\$14,374,977	\$3,109,368	\$11,185,937	\$0
S	13311	TRANSPORTATION ALTERNATIVE PROGRAM (TAP)											
		LOCAL_GOV		\$7,849	\$1,470,513	\$0	\$0	\$0	\$0	\$1,478,361	\$0	\$0	\$1,470,513
		LOCAL_MATCH		\$0	\$101,550	\$0	\$0	\$0	\$0	\$101,550	\$0	\$0	\$101,550
		L_PASS_MATCH		\$0	\$5,636,485	\$0	\$0	\$0	\$0	\$5,636,485	\$0	\$0	\$5,636,485
		ST_CONT_R1		\$0	\$118,829	\$0	\$0	\$0	\$0	\$118,829	\$0	\$118,829	\$0
		ST_CONT_R3		\$17,608	\$182,392	\$0	\$0	\$0	\$0	\$200,000	\$0	\$182,392	\$0
		ST_PVMT		\$759,166	\$11,334,534	\$1,500,000	\$2,000,000	\$0	\$0	\$15,593,699	\$0	\$11,334,534	\$3,500,000
		ST_TRANS_SOL		\$0	\$2,000,000	\$0	\$0	\$0	\$0	\$2,000,000	\$0	\$2,000,000	\$0
		Total		\$784,622	\$20,844,302	\$1,500,000	\$2,000,000	\$0	\$0	\$25,128,924	\$0	\$13,635,754	\$10,708,548



DRAFT

DRAFT for Release for PUBLIC COMMENT

UDOT electronic Program Management

Statewide Transportation Improvement Program



STIP 2019-2024

Report Run on: Sep 04, 2018, 05:59 A.M.

epm345_stip_report (Rev 1165)

Region	PIN	Program Description	Fund	Prior	2019	2020	2021	2022	CD	Total	Fed Aid	State	Other
County Programs													
S	13716	2016 ASSET MANAGEMENT PROGRAM											
		EQ_BONUS(MG)		\$100,000	\$0	\$0	\$0	\$0	\$0	\$100,000	\$93,230	\$6,770	\$0
		HSIP		\$2,000,000	\$0	\$0	\$0	\$0	\$0	\$2,000,000	\$1,864,600	\$135,400	\$0
		HSIP_100%		\$1,864,600	\$0	\$0	\$0	\$0	\$0	\$1,864,600	\$1,864,600	\$0	\$0
		NHPP_EXEMPT		\$4,760,995	\$0	\$0	\$0	\$0	\$0	\$4,760,995	\$4,438,676	\$322,319	\$0
		NHPP_IM		\$3,760,217	\$0	\$0	\$0	\$0	\$0	\$3,760,217	\$3,541,372	\$218,845	\$0
		NHPP_NHS		\$3,112,550	\$0	\$0	\$0	\$0	\$0	\$3,112,550	\$2,901,830	\$210,720	\$0
		NHS		\$639,005	\$0	\$0	\$0	\$0	\$0	\$639,005	\$595,744	\$43,261	\$0
		STP_FLX_ST		\$37,145,949	\$622,792	\$0	\$0	\$0	\$0	\$37,768,740	\$35,211,797	\$2,556,944	\$0
		STP_RURAL		\$867,354	\$0	\$0	\$0	\$0	\$0	\$867,354	\$808,634	\$58,720	\$0
		ST_CONCPT_D1		\$15,000	\$0	\$0	\$0	\$0	\$0	\$15,000	\$0	\$15,000	\$0
		ST_CONCPT_D3		\$1,804	\$0	\$0	\$0	\$0	\$0	\$1,804	\$0	\$1,804	\$0
		ST_CONCPT_D4		\$13,360	\$0	\$0	\$0	\$0	\$0	\$13,360	\$0	\$13,360	\$0
		ST_CONT_R1		\$100,000	\$0	\$0	\$0	\$0	\$0	\$100,000	\$0	\$100,000	\$0
		ST_CONT_R3		\$124,972	\$85,028	\$0	\$0	\$0	\$0	\$210,000	\$0	\$210,000	\$0
		ST_INELIGIBL		\$977	\$0	\$0	\$0	\$0	\$0	\$977	\$0	\$977	\$0
		ST_PVMT		\$447,800	\$100,096	\$0	\$0	\$0	\$0	\$547,896	\$0	\$547,896	\$0
		ST_SIGNALS		\$23,947	\$1,053	\$0	\$0	\$0	\$0	\$25,000	\$0	\$25,000	\$0
		ST_TOLL_CR		\$0	\$135,400	\$0	\$0	\$0	\$0	\$135,400	\$0	\$135,400	\$0
		Total		\$54,978,529	\$944,369	\$0	\$0	\$0	\$0	\$55,922,898	\$51,320,483	\$4,602,414	\$0
S	13717	2017 ASSET MANAGEMENT PROGRAM											
		LOCAL_GOV'T		\$0	\$200,000	\$0	\$0	\$0	\$0	\$200,000	\$0	\$0	\$200,000
		NHPP_IM		\$2,195,000	\$0	\$0	\$0	\$0	\$0	\$2,195,000	\$2,067,251	\$127,749	\$0
		NHPP_NHS		\$388,170	\$46,506	\$0	\$0	\$0	\$0	\$434,676	\$405,249	\$29,428	\$0
		STP_BRIDGE		\$1,690,164	\$1,100,000	\$0	\$0	\$0	\$0	\$2,790,164	\$2,601,270	\$188,894	\$0
		STP_FLX_ST		\$15,181,395	\$1,455,963	\$0	\$0	\$0	\$0	\$16,637,359	\$15,511,010	\$1,126,349	\$0
		ST_ATMS		\$0	\$300,000	\$0	\$0	\$0	\$0	\$300,000	\$0	\$300,000	\$0
		ST_CODE_ONE		\$2,052	\$12,948	\$0	\$0	\$0	\$0	\$15,000	\$0	\$12,948	\$0
		ST_INS-RECOV		\$310,854	\$11,163	\$0	\$0	\$0	\$0	\$322,017	\$0	\$322,017	\$0
		ST_PVMT		\$63,835	\$1,085,165	\$0	\$0	\$0	\$0	\$1,149,000	\$0	\$1,085,165	\$0
		Total		\$19,831,471	\$4,211,746	\$0	\$0	\$0	\$0	\$24,043,216	\$20,584,779	\$3,192,550	\$200,000
S	13769	2016 LOW VOLUME REHABILITATION (PURPLE BOOK) PROGRAM											
		STP_FLX_ST		\$3,621,610	\$0	\$0	\$0	\$0	\$0	\$3,621,610	\$3,376,427	\$245,183	\$0
		ST_PVMT		\$1,427,649	\$2,250,741	\$0	\$0	\$0	\$0	\$3,678,390	\$0	\$2,250,741	\$0
		Total		\$5,049,259	\$2,250,741	\$0	\$0	\$0	\$0	\$7,300,000	\$3,376,427	\$2,495,924	\$0



DRAFT

DRAFT for Release for PUBLIC COMMENT

UDOT electronic Program Management

Statewide Transportation Improvement Program



STIP 2019-2024

Report Run on: Sep 04, 2018, 05:59 A.M.

epm345_stip_report (Rev 1165)

Region	PIN	Program Description	Fund	Prior	2019	2020	2021	2022	CD	Total	Fed Aid	State	Other
County Programs													
S	13770	2017 LOW VOLUME REHABILITATION (PURPLE BOOK) PROGRAM											
		HSIP		\$410,100	\$0	\$0	\$0	\$0	\$0	\$410,100	\$382,336	\$27,764	\$0
		HSIP_HRRR_SR		\$444,663	\$0	\$0	\$0	\$0	\$0	\$444,663	\$414,559	\$30,104	\$0
		STP_FLX_ST		\$2,000,000	\$3,944,450	\$0	\$0	\$0	\$0	\$5,944,450	\$5,542,011	\$267,039	\$0
		STP_RURAL		\$2,145,232	\$0	\$0	\$0	\$0	\$0	\$2,145,232	\$2,000,000	\$145,232	\$0
		ST_PVMT		\$558,555	\$90,445	\$0	\$0	\$0	\$0	\$649,000	\$0	\$649,000	\$0
		ST_PVMT_LV2		\$23,760,298	\$12,189,794	\$0	\$0	\$0	\$0	\$35,950,091	\$0	\$35,950,091	\$0
		Total		\$29,318,847	\$16,224,689	\$0	\$0	\$0	\$0	\$45,543,536	\$8,338,906	\$37,069,230	\$0
S	13771	2018 LOW VOLUME REHABILITATION (PURPLE BOOK) PROGRAM											
		LOCAL_GOV		\$65	\$29,935	\$0	\$0	\$0	\$0	\$30,000	\$0	\$0	\$29,935
		NHPP_NHS		\$2,650,000	\$0	\$0	\$0	\$0	\$0	\$2,650,000	\$2,470,595	\$179,405	\$0
		STP_FLX_ST		\$1,761,820	\$68,180	\$0	\$0	\$0	\$0	\$1,830,000	\$1,706,109	\$123,891	\$0
		ST_PVMT		\$0	\$480,683	\$0	\$0	\$0	\$0	\$480,683	\$0	\$480,683	\$0
		ST_PVMT_LV2		\$4,380,496	\$21,941,104	\$0	\$0	\$0	\$0	\$26,321,600	\$0	\$21,941,104	\$0
		Total		\$8,792,381	\$22,519,902	\$0	\$0	\$0	\$0	\$31,312,283	\$4,176,704	\$22,725,082	\$29,935
S	13952	2019 HIGH VOLUME PAVEMENT PRESERVATION (OB) PROGRAM											
		EM_RPF1@93.2		\$0	\$645,190	\$0	\$0	\$0	\$0	\$645,190	\$601,510	\$43,679	\$0
		NHPP_IM		\$324,000	\$10,930,810	\$0	\$0	\$0	\$0	\$11,254,810	\$10,599,780	\$636,173	\$0
		NHPP_NHS		\$383,500	\$5,066,500	\$0	\$0	\$0	\$0	\$5,450,000	\$5,081,035	\$343,002	\$0
		STP_FLX_ST		\$9,332,440	\$29,707,560	\$0	\$0	\$0	\$0	\$39,040,000	\$36,396,992	\$2,011,202	\$0
		ST_SPOT_MNT		\$0	\$171,500	\$0	\$0	\$0	\$0	\$171,500	\$0	\$171,500	\$0
		Total		\$10,039,940	\$46,521,560	\$0	\$0	\$0	\$0	\$56,561,500	\$52,679,318	\$3,205,556	\$0
S	13953	2019 HIGH VOLUME PAVEMENT REHABILITATION (PB) PROGRAM											
		EM_RPF9@93.2		\$27,237	\$0	\$0	\$0	\$0	\$0	\$27,237	\$25,393	\$1,844	\$0
		EM_RPS9@93.2		\$53	\$0	\$0	\$0	\$0	\$0	\$53	\$49	\$4	\$0
		NHPP_IM		\$150,000	\$0	\$0	\$0	\$0	\$0	\$150,000	\$141,270	\$8,730	\$0
		NHPP_NHS		\$460,000	\$9,286,525	\$0	\$0	\$0	\$0	\$9,746,525	\$9,086,685	\$628,698	\$0
		STP_FLX_ST		\$22,813,979	\$66,824,021	\$0	\$0	\$0	\$0	\$89,638,000	\$83,569,507	\$4,523,986	\$0
		STP_RURAL		\$4,173,618	\$15,382	\$0	\$0	\$0	\$0	\$4,189,000	\$3,905,405	\$283,595	\$0
		STP_SU_JHC		\$351,000	\$721,616	\$0	\$0	\$0	\$0	\$1,072,616	\$1,000,000	\$48,853	\$0
		STP_UB_P/O_U		\$30,000	\$470,000	\$0	\$0	\$0	\$0	\$500,000	\$466,150	\$31,819	\$0
		ST_CONCPT_D1		\$24,190	\$0	\$0	\$0	\$0	\$0	\$24,190	\$0	\$24,190	\$0
		ST_CONCPT_D3		\$4,117	\$3	\$0	\$0	\$0	\$0	\$4,120	\$0	\$4,120	\$0
		ST_PVMT		\$40,918	\$1,155,769	\$0	\$0	\$0	\$0	\$1,196,687	\$0	\$1,155,769	\$0
		ST_PVMT_LV2		\$0	\$9,623,750	\$0	\$0	\$0	\$0	\$9,623,750	\$0	\$9,623,750	\$0
		Total		\$28,075,111	\$88,097,066	\$0	\$0	\$0	\$0	\$116,172,177	\$98,194,460	\$16,335,358	\$0
S	14313	2019 LOW VOLUME PRESERVATION (ORANGE BOOK) PROGRAM											
		ST_PVMT_LV2		\$0	\$2,700,000	\$0	\$0	\$0	\$0	\$2,700,000	\$0	\$2,700,000	\$0
		Total		\$0	\$2,700,000	\$0	\$0	\$0	\$0	\$2,700,000	\$0	\$2,700,000	\$0



DRAFT

DRAFT for Release for PUBLIC COMMENT

UDOT electronic Program Management

Statewide Transportation Improvement Program



STIP 2019-2024

Report Run on: Sep 04, 2018, 05:59 A.M.

epm345_stip_report (Rev 1165)

Region	PIN	Program Description	Fund	Prior	2019	2020	2021	2022	CD	Total	Fed Aid	State	Other
County Programs													
S	14314	2019 LOW VOLUME REHABILITATION (PURPLE BOOK) PROGRAM											
		ST_PVMT_LV2		\$150	\$27,074,850	\$6,550,000	\$0	\$0	\$0	\$33,625,000	\$0	\$27,074,850	\$6,550,000
		Total		\$150	\$27,074,850	\$6,550,000	\$0	\$0	\$0	\$33,625,000	\$0	\$27,074,850	\$6,550,000
S	14315	2019 BRIDGE PREVENATIVE MAINTENANCE PROGRAM											
		NHPP_BR		\$0	\$10,948,000	\$0	\$0	\$0	\$0	\$10,948,000	\$10,206,820	\$741,180	\$0
		STP_BRIDGE		\$0	\$2,002,000	\$0	\$0	\$0	\$0	\$2,002,000	\$1,866,465	\$0	\$0
		ST_BRIDGE		\$0	\$2,300,000	\$0	\$0	\$0	\$0	\$2,300,000	\$0	\$2,300,000	\$0
		Total		\$0	\$15,250,000	\$0	\$0	\$0	\$0	\$15,250,000	\$12,073,285	\$3,041,180	\$0
S	14317	2019 ASSET MANAGEMENT PROGRAM											
S	14349	2017 BRIDGE MAINTENANCE PROGRAM											
		ST_BRIDGE		\$0	\$23,841	\$0	\$0	\$0	\$0	\$23,841	\$0	\$23,841	\$0
S	14350	2018 BRIDGE MAINTENANCE PROGRAM											
		ST_BRIDGE		\$0	\$1,000,000	\$0	\$0	\$0	\$0	\$1,000,000	\$0	\$1,000,000	\$0
S	14351	2019 BRIDGE MAINTENANCE PROGRAM											
		ST_BRIDGE		\$0	\$500,000	\$0	\$0	\$0	\$0	\$500,000	\$0	\$500,000	\$0
S	15195	2020 HIGH VOLUME PAVEMENT PRESERVATION (OB) PROGRAM											
		NHPP_IM		\$0	\$0	\$4,000,000	\$0	\$0	\$0	\$4,000,000	\$3,767,200	\$0	\$232,800
		NHPP_NHS		\$0	\$0	\$10,038,335	\$0	\$0	\$0	\$10,038,335	\$9,358,740	\$0	\$679,595
		STP_FLX_ST		\$320,000	\$0	\$58,196,316	\$0	\$0	\$0	\$58,516,316	\$54,554,761	\$21,664	\$3,939,891
		ST_CONCPT_D3		\$2,765	\$0	\$0	\$0	\$0	\$0	\$2,765	\$0	\$2,765	\$0
		Total		\$322,765	\$0	\$72,234,651	\$0	\$0	\$0	\$72,557,416	\$67,680,701	\$24,429	\$4,852,286
S	15196	2020 HIGH VOLUME PAVEMENT REHABILITATION (PB) PROGRAM											
		NHPP_IM		\$0	\$0	\$4,000,000	\$0	\$0	\$0	\$4,000,000	\$3,767,200	\$0	\$232,800
		NHPP_NHS		\$0	\$0	\$10,542,665	\$0	\$0	\$0	\$10,542,665	\$9,828,927	\$0	\$713,738
		STP_FLX_ST		\$0	\$0	\$71,272,864	\$0	\$0	\$0	\$71,272,864	\$66,447,691	\$0	\$4,825,173
		STP_UB_P/O_U		\$0	\$0	\$7,820,000	\$0	\$0	\$0	\$7,820,000	\$7,290,586	\$0	\$529,414
		Total		\$0	\$0	\$93,635,529	\$0	\$0	\$0	\$93,635,529	\$87,334,404	\$0	\$6,301,125
S	15197	2020 LOW VOLUME PAVEMENT PRESERVATION (OB) PROGRAM											
		ST_PVMT_LV2		\$0	\$0	\$9,600,000	\$0	\$0	\$0	\$9,600,000	\$0	\$9,600,000	\$0
S	15198	2020 LOW VOLUME PAVEMENT REHABILITATION (PB) PROGRAM											
		ST_PVMT_LV2		\$0	\$0	\$19,330,000	\$0	\$0	\$0	\$19,330,000	\$0	\$19,330,000	\$0



DRAFT

DRAFT for Release for PUBLIC COMMENT

UDOT electronic Program Management Statewide Transportation Improvement Program



STIP 2019-2024

Report Run on: Sep 04, 2018, 05:59 A.M.

epm345_stip_report (Rev 1165)

Region	PIN	Program Description	Fund	Prior	2019	2020	2021	2022	CD	Total	Fed Aid	State	Other
County Programs													
S	15199	2020 BRIDGE PREVENATIVE MAINTENANCE PROGRAM											
		NHPP_BR		\$0	\$0	\$2,500,000	\$0	\$0	\$0	\$2,500,000	\$2,330,750	\$169,250	\$0
		STP_BRIDGE		\$0	\$0	\$5,000,000	\$0	\$0	\$0	\$5,000,000	\$4,661,500	\$338,500	\$0
		ST_BRIDGE		\$0	\$0	\$12,500,000	\$0	\$0	\$0	\$12,500,000	\$0	\$12,500,000	\$0
		Total		\$0	\$0	\$20,000,000	\$0	\$0	\$0	\$20,000,000	\$6,992,250	\$13,007,750	\$0
S	15200	2020 BRIDGE MAINTENANCE PROGRAM											
		ST_BRIDGE		\$0	\$0	\$500,000	\$0	\$0	\$0	\$500,000	\$0	\$500,000	\$0
S	16193	2021 PAVEMENT PRESERVATION PROGRAM											
		NHPP_IM		\$0	\$0	\$0	\$13,594,250	\$0	\$0	\$13,594,250	\$12,803,065	\$791,185	\$0
		NHPP_NHS		\$0	\$0	\$0	\$30,000,000	\$0	\$0	\$30,000,000	\$27,969,000	\$2,031,000	\$0
		STP_FLX_ST		\$0	\$0	\$0	\$29,000,000	\$0	\$0	\$29,000,000	\$27,036,700	\$1,963,300	\$0
		Total		\$0	\$0	\$0	\$72,594,250	\$0	\$0	\$72,594,250	\$67,808,765	\$4,785,485	\$0
S	16194	2021 PAVEMENT REHABILITATION PROGRAM											
		NHPP_IM		\$0	\$0	\$0	\$18,905,750	\$0	\$0	\$18,905,750	\$17,805,435	\$1,100,315	\$0
		NHPP_NHS		\$0	\$0	\$0	\$35,000,000	\$0	\$0	\$35,000,000	\$32,630,500	\$2,369,500	\$0
		STP_FLX_ST		\$0	\$0	\$0	\$35,000,000	\$0	\$0	\$35,000,000	\$32,630,500	\$2,369,500	\$0
		Total		\$0	\$0	\$0	\$88,905,750	\$0	\$0	\$88,905,750	\$83,066,435	\$5,839,315	\$0
S	16195	2021 LOW VOLUME PAVEMENT PRESERVATION (OB) PROGRAM											
		ST_PVMT_LV2		\$0	\$0	\$0	\$9,500,000	\$0	\$0	\$9,500,000	\$0	\$9,500,000	\$0
S	16196	2021 LOW VOLUME PAVEMENT REHABILITATION (PB) PROGRAM											
		ST_PVMT_LV2		\$0	\$0	\$0	\$30,500,000	\$0	\$0	\$30,500,000	\$0	\$30,500,000	\$0
S	16197	2021 BRIDGE PREVENATIVE MAINTENANCE PROGRAM											
		NHPP_BR		\$0	\$0	\$0	\$2,500,000	\$0	\$0	\$2,500,000	\$2,330,750	\$169,250	\$0
		STP_BRIDGE		\$0	\$0	\$0	\$500,000	\$0	\$0	\$500,000	\$466,150	\$33,850	\$0
		ST_BRIDGE		\$0	\$0	\$0	\$12,500,000	\$0	\$0	\$12,500,000	\$0	\$12,500,000	\$0
		Total		\$0	\$0	\$0	\$15,500,000	\$0	\$0	\$15,500,000	\$2,796,900	\$12,703,100	\$0
S	16198	2021 BRIDGE MAINTENANCE PROGRAM											
		ST_BRIDGE		\$0	\$0	\$0	\$500,000	\$0	\$0	\$500,000	\$0	\$500,000	\$0
S	16780	STATEWIDE TRANSPORTATION SOLUTIONS PROGRAM											
		NHPP_NHS		\$0	\$1,800,000	\$0	\$0	\$0	\$0	\$1,800,000	\$1,678,140	\$0	\$0
		STP_FLX_ST		\$250,000	\$2,650,000	\$3,000,000	\$0	\$0	\$0	\$5,900,000	\$5,500,570	\$179,405	\$203,100
		ST_TRANS_SOL		\$0	\$17,000,000	\$5,000,000	\$0	\$0	\$0	\$22,000,000	\$0	\$17,000,000	\$5,000,000
		Total		\$250,000	\$21,450,000	\$8,000,000	\$0	\$0	\$0	\$29,700,000	\$7,178,710	\$17,179,405	\$5,203,100



DRAFT

DRAFT for Release for PUBLIC COMMENT

UDOT electronic Program Management

Statewide Transportation Improvement Program



STIP 2019-2024

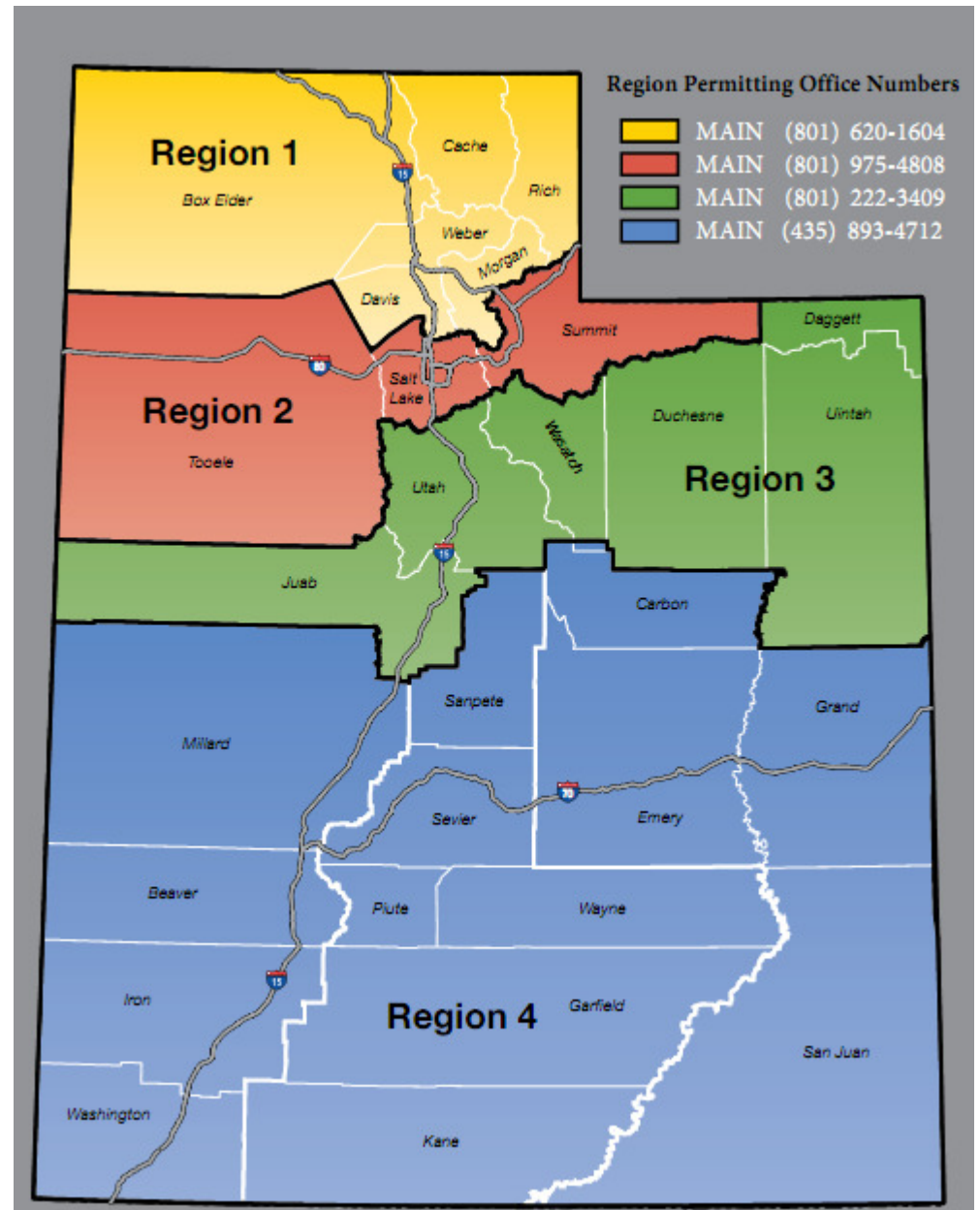
Report Run on: Sep 04, 2018, 05:59 A.M.

epm345_stip_report (Rev 1165)

Region	PIN	Program Description	Fund	Prior	2019	2020	2021	2022	CD	Total	Fed Aid	State	Other
County Programs													
S	16870	LIMITATION ON ACCESS AUTHORITY PROGRAM											
		ST_STLMNT		\$0	\$1	\$0	\$0	\$0	\$0	\$1	\$0	\$1	\$0
S	16885	2022 PAVEMENT PRESERVATION/REHABILITATION PROGRAM											
		NHPP_IM		\$0	\$0	\$0	\$0	\$0	\$32,000,000	\$32,000,000	\$30,137,600	\$1,862,400	\$0
		NHPP_NHS		\$0	\$0	\$0	\$0	\$0	\$64,000,000	\$64,000,000	\$59,667,200	\$4,332,800	\$0
		STP_FLX_ST		\$0	\$0	\$0	\$0	\$0	\$64,000,000	\$64,000,000	\$59,667,200	\$4,332,800	\$0
		Total		\$0	\$0	\$0	\$0	\$0	\$160,000,000	\$160,000,000	\$149,472,000	\$10,528,000	\$0
S	16886	2022 LOW VOLUME PAVEMENT PRESERVATION/REHAB PROGRAM											
		ST_PVMT_LV2		\$0	\$0	\$0	\$0	\$0	\$40,000,000	\$40,000,000	\$0	\$40,000,000	\$0
S	16887	2022 BRIDGE MAINTENANCE PROGRAM											
		NHPP_BR		\$0	\$0	\$0	\$0	\$0	\$5,000,000	\$5,000,000	\$4,661,500	\$338,500	\$0
		STP_BRIDGE		\$0	\$0	\$0	\$0	\$0	\$5,000,000	\$5,000,000	\$4,661,500	\$338,500	\$0
		ST_BRIDGE		\$0	\$0	\$0	\$0	\$0	\$5,000,000	\$5,000,000	\$0	\$5,000,000	\$0
		Total		\$0	\$0	\$0	\$0	\$0	\$15,000,000	\$15,000,000	\$9,323,000	\$5,677,000	\$0

Region & County

Many of these projects will reside within the Wasatch Front Regional Council (WFRC) area but all projects are listed in the TIP for reference and program management.





DRAFT

DRAFT for Release for PUBLIC COMMENT

UDOT electronic Program Management

Statewide Transportation Improvement Program



STIP 2019-2024

Report Run on: Sep 04, 2018, 05:59 A.M.

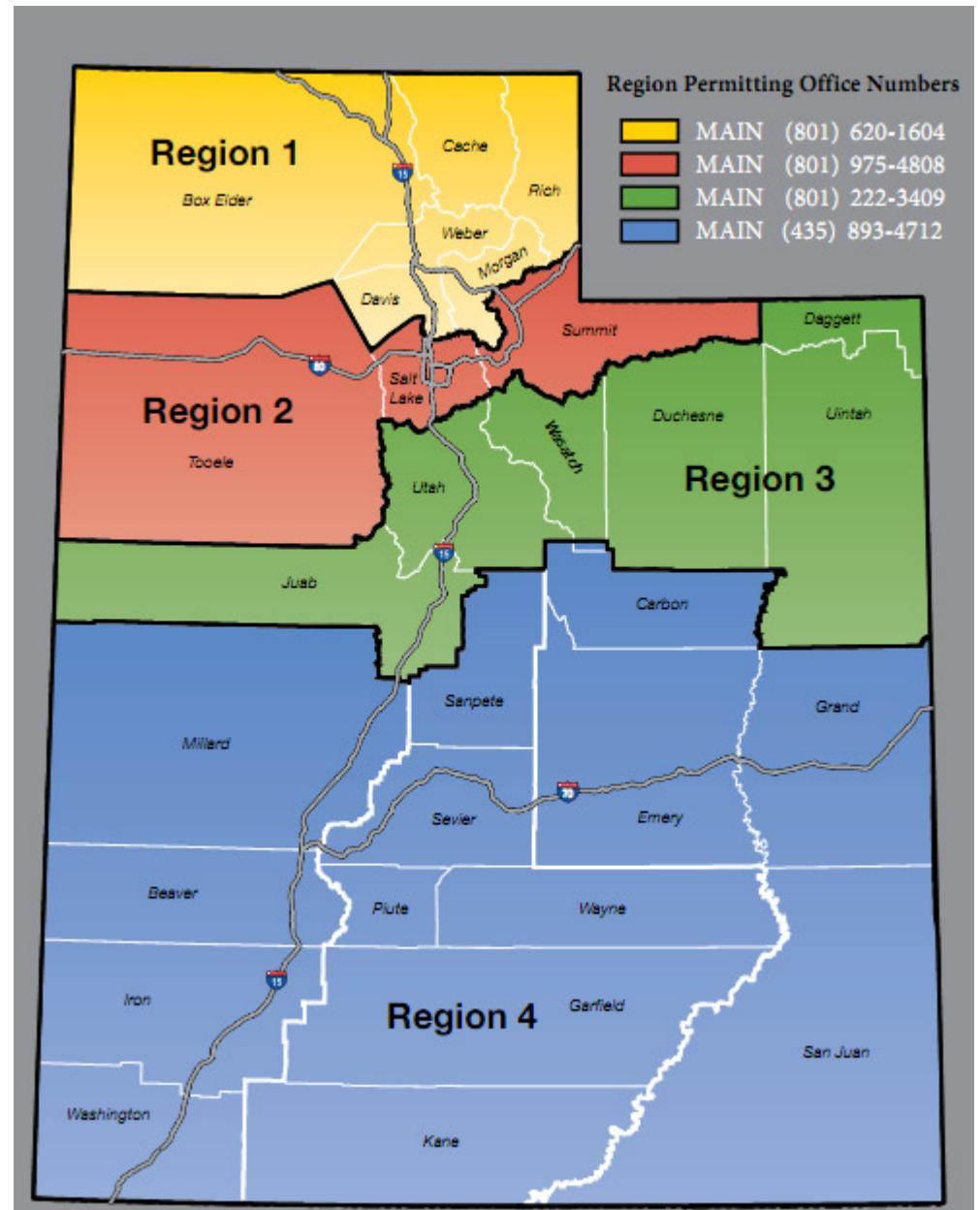
epm345_stip_report (Rev 1165)

Region	PIN	Program Description	Fund	Prior	2019	2020	2021	2022	CD	Total	Fed Aid	State	Other
Region County Programs													
1	5981	REGION ONE COMMUTER LINK PROGRAM											
		CMAQ_WFRC		\$4,430,713	\$3,679,778	\$1,803,470	\$0	\$0	\$525,000	\$10,438,961	\$9,732,243	\$549,080	\$157,637
		STP_FLX_ST		\$537,397	\$62,603	\$0	\$0	\$0	\$0	\$600,000	\$559,380	\$40,620	\$0
		ST_ATMS		\$30,000	\$15,000	\$0	\$0	\$0	\$0	\$45,000	\$0	\$45,000	\$0
		Total		\$4,998,110	\$3,757,380	\$1,803,470	\$0	\$0	\$525,000	\$11,083,961	\$10,291,623	\$634,700	\$157,637
2	5996	ITS - REGION TWO COMMUTER LINK											
		CMAQ_PM2.5		\$0	\$1,971,468	\$0	\$0	\$0	\$0	\$1,971,468	\$1,838,000	\$133,468	\$0
		CMAQ_TOOELE		\$0	\$306,069	\$0	\$0	\$0	\$0	\$306,069	\$285,348	\$0	\$0
		CMAQ_WFRC		\$6,482,041	\$4,066,460	\$1,636,115	\$0	\$0	\$2,681,905	\$14,866,521	\$13,860,058	\$714,134	\$292,330
		FA_SHRP2		\$188,408	\$0	\$0	\$0	\$0	\$0	\$188,408	\$188,408	\$0	\$0
		HSIP		\$128,000	\$0	\$0	\$0	\$0	\$0	\$128,000	\$119,334	\$8,666	\$0
		STP_FLX_MAG		\$0	\$0	\$0	\$0	\$0	\$0	\$0	\$0	\$0	\$0
		ST_ATMS		\$0	\$225,832	\$0	\$0	\$0	\$0	\$225,832	\$0	\$225,832	\$0
		Total		\$6,798,449	\$6,569,830	\$1,636,115	\$0	\$0	\$2,681,905	\$17,686,299	\$16,291,148	\$1,082,100	\$292,330
3	5999	REGION THREE COMMUTER LINK - EXPANSION HARDWARE											
		CMAQ_MAG		\$755,800	\$43,629	\$0	\$0	\$0	\$0	\$799,429	\$745,307	\$54,121	\$0
		ST_ATMS		\$31,102	\$204,898	\$0	\$0	\$0	\$0	\$236,000	\$0	\$204,898	\$0
		Total		\$786,902	\$248,526	\$0	\$0	\$0	\$0	\$1,035,429	\$745,307	\$259,019	\$0

Statewide

Projects that are included in programs often cross city and county lines and as a result, frequently include projects within the boundaries of one or more of the Metropolitan Planning Organizations (MPO).

The “Statewide County Projects” will identify projects and programs in each of the UDOT Regions across the state, but for programming and information are listed all together.





DRAFT

DRAFT for Release for PUBLIC COMMENT

UDOT electronic Program Management

Statewide Transportation Improvement Program



STIP 2019-2024

Report Run on: Sep 04, 2018, 05:59 A.M.

epm345_stip_report (Rev 1165)

Region	PIN	Program Description	Fund	Prior	2019	2020	2021	2022	CD	Total	Fed Aid	State	Other
Statewide County Programs													
9	5954	STATEWIDE ITS EXPANSION PROGRAM											
		NHPP_IM		\$0	\$1,200,000	\$0	\$0	\$0	\$0	\$1,200,000	\$1,130,160	\$69,840	\$0
		OTHER		\$353,083	\$0	\$0	\$0	\$0	\$0	\$353,083	\$0	\$0	\$353,083
		STP_FLX_ST		\$0	\$3,500,000	\$0	\$0	\$0	\$0	\$3,500,000	\$3,263,050	\$236,950	\$0
		ST_ATMS		\$15,017,306	\$3,220,965	\$3,000,000	\$3,000,000	\$0	\$0	\$24,238,270	\$0	\$18,238,270	\$6,000,000
		ST_ATMS_AM		\$60,000	\$0	\$0	\$0	\$0	\$0	\$60,000	\$0	\$60,000	\$0
		ST_CONT_R2		\$20,000	\$0	\$0	\$0	\$0	\$0	\$20,000	\$0	\$20,000	\$0
		ST_EXPRESS		\$810,000	\$0	\$0	\$0	\$0	\$0	\$810,000	\$0	\$810,000	\$0
		ST_TRANS_SOL		\$0	\$3,000,000	\$0	\$0	\$0	\$0	\$3,000,000	\$0	\$3,000,000	\$0
		Total		\$16,260,388	\$10,920,965	\$3,000,000	\$3,000,000	\$0	\$0	\$33,181,353	\$4,393,210	\$22,435,060	\$6,353,083
B	6019	HIGHWAY SAFETY IMPROVEMENT PROGRAM - (HSIP)											
		CMAQ_MAG		\$0	\$1,275,000	\$0	\$0	\$0	\$0	\$1,275,000	\$1,188,683	\$86,318	\$0
		HSIP		\$40,559,066	\$21,385,519	\$0	\$0	\$0	\$20,785,000	\$82,729,585	\$77,128,792	\$5,313,598	\$287,195
		HSIP_100%		\$534,372	\$279	\$0	\$0	\$0	\$0	\$534,651	\$534,651	\$0	\$0
		HSIP_HRRR_SR		\$0	\$250,000	\$0	\$0	\$0	\$0	\$250,000	\$233,075	\$16,925	\$0
		SEC154_HSIP		\$3,595,459	\$19,307	\$0	\$0	\$0	\$0	\$3,614,766	\$3,370,046	\$244,720	\$0
		SEC164_HSIP		\$2,359,230	\$0	\$0	\$0	\$0	\$0	\$2,359,230	\$2,199,510	\$107,810	\$51,910
		STP_BRIDGE		\$442,300	\$0	\$0	\$0	\$0	\$0	\$442,300	\$412,356	\$29,944	\$0
		STP_FLX_ST		\$2,474,575	\$480,000	\$0	\$0	\$0	\$0	\$2,954,575	\$2,754,550	\$200,025	\$0
		STP_UB_P/O_U		\$0	\$225,001	\$0	\$0	\$0	\$0	\$225,001	\$209,768	\$15,233	\$0
		ST_CONT_R3		\$42,000	\$0	\$0	\$0	\$0	\$0	\$42,000	\$0	\$42,000	\$0
		ST_PVMT		\$342,000	\$0	\$0	\$0	\$0	\$0	\$342,000	\$0	\$342,000	\$0
		ST_SIGNALS		\$25,000	\$0	\$0	\$0	\$0	\$0	\$25,000	\$0	\$25,000	\$0
		ST_SPOT_SFTY		\$122,992	\$0	\$0	\$0	\$0	\$0	\$122,992	\$0	\$122,992	\$0
		ST_TOLL_CR		\$38,804	\$0	\$0	\$0	\$0	\$0	\$38,804	\$0	\$38,804	\$0
		Total		\$50,535,797	\$23,635,106	\$0	\$0	\$0	\$20,785,000	\$94,955,903	\$88,031,431	\$6,585,368	\$339,104
S	5775	STATEWIDE SPOT SAFETY IMPROVEMENT PROGRAM											
		HSIP		\$3,115,000	\$0	\$0	\$0	\$0	\$0	\$3,115,000	\$2,904,115	\$210,886	\$0
		SEC164_HSIP		\$250,000	\$0	\$0	\$0	\$0	\$0	\$250,000	\$233,075	\$16,925	\$0
		STP_FLX_ST		\$1,800,000	\$0	\$0	\$0	\$0	\$0	\$1,800,000	\$1,678,140	\$121,860	\$0
		ST_PVMT		\$50,000	\$0	\$0	\$0	\$0	\$0	\$50,000	\$0	\$50,000	\$0
		ST_SPOT_MNT		\$100,000	\$0	\$0	\$0	\$0	\$0	\$100,000	\$0	\$100,000	\$0
		ST_SPOT_SFTY		\$3,614,450	\$2,268,031	\$0	\$0	\$0	\$0	\$5,882,481	\$0	\$5,882,481	\$0
		ST_T&S_FUND		\$12,000	\$143,000	\$0	\$0	\$0	\$0	\$155,000	\$0	\$143,000	\$0
		Total		\$8,941,450	\$2,411,031	\$0	\$0	\$0	\$0	\$11,352,481	\$4,815,330	\$6,525,152	\$0
S	5925	2007- 2009 STATEWIDE CORRIDOR STUDIES / CEVP PROGRAM											
		ST_CORR_C EVP		\$0	\$350,068	\$0	\$0	\$0	\$0	\$350,068	\$0	\$350,068	\$0
		ST_GF_OTHER		\$0	\$9,609	\$0	\$0	\$0	\$0	\$9,609	\$0	\$9,609	\$0
		Total		\$0	\$359,677	\$0	\$0	\$0	\$0	\$359,677	\$0	\$359,677	\$0



DRAFT

DRAFT for Release for PUBLIC COMMENT

UDOT electronic Program Management

Statewide Transportation Improvement Program



STIP 2019-2024

Report Run on: Sep 04, 2018, 05:59 A.M.

epm345_stip_report (Rev 1165)

Region	PIN	Program Description	Fund	Prior	2019	2020	2021	2022	CD	Total	Fed Aid	State	Other
Statewide County Programs													
S	5928	2009 PAVEMENT PRESERVATION PROGRAM											
		L_BETTERMENT		\$43,900	\$0	\$0	\$0	\$0	\$0	\$43,900	\$0	\$0	\$43,900
		STP_FLX_ST		\$250,000	\$0	\$0	\$0	\$0	\$0	\$250,000	\$233,075	\$16,925	\$0
		ST_BRIDGE		\$500,000	\$0	\$0	\$0	\$0	\$0	\$500,000	\$0	\$500,000	\$0
		ST_PVMT		\$957,985	\$0	\$0	\$0	\$0	\$0	\$957,985	\$0	\$957,985	\$0
		Total		\$1,751,885	\$0	\$0	\$0	\$0	\$0	\$1,751,885	\$233,075	\$1,474,910	\$43,900
S	5930	STATEWIDE MAINTENANCE SPOT IMPROVEMENTS PROGRAM											
		ST_ATMS		\$0	\$80,000	\$0	\$0	\$0	\$0	\$80,000	\$0	\$80,000	\$0
		ST_SPOT_MNT		\$286,970	\$817,231	\$0	\$0	\$0	\$0	\$1,104,201	\$0	\$817,231	\$0
		Total		\$286,970	\$897,231	\$0	\$0	\$0	\$0	\$1,184,201	\$0	\$897,231	\$0
S	5947	STATEWIDE SAFE SIDEWALK & ADA INSTALLATION PROGRAM											
		L_PASS_MATCH		\$0	\$238,955	\$0	\$0	\$0	\$0	\$238,955	\$0	\$0	\$238,955
		ST_ADA_RAMPS		\$0	\$23,671	\$0	\$0	\$0	\$0	\$23,671	\$0	\$23,671	\$0
		ST_LIGHTING		\$6,000	\$0	\$0	\$0	\$0	\$0	\$6,000	\$0	\$6,000	\$0
		ST_SAFE_SIDE		\$419,540	\$1,630,719	\$0	\$0	\$0	\$0	\$2,050,259	\$0	\$1,630,719	\$0
		Total		\$425,540	\$1,893,344	\$0	\$0	\$0	\$0	\$2,318,885	\$0	\$1,660,390	\$238,955
S	5952	STATEWIDE TRAFFIC SIGNALS NEW CONSTRUCTION											
		HSIP		\$170,400	\$0	\$0	\$0	\$0	\$0	\$170,400	\$158,864	\$11,536	\$0
		L_BETTERMENT		\$23,557	\$20,478	\$0	\$0	\$0	\$0	\$44,035	\$0	\$0	\$44,035
		SEC164_HSID		\$336,600	\$0	\$0	\$0	\$0	\$0	\$336,600	\$313,812	\$22,788	\$0
		ST_SIGNALS		\$16,503,704	\$8,264,094	\$9,000,000	\$9,000,000	\$0	\$0	\$42,767,798	\$0	\$24,767,798	\$18,000,000
		ST_SIGNL_M&O		\$0	\$2,220,000	\$0	\$0	\$0	\$0	\$2,220,000	\$0	\$2,220,000	\$0
		ST_TRANS_SOL		\$500,000	\$0	\$0	\$0	\$0	\$0	\$500,000	\$0	\$500,000	\$0
		Total		\$17,534,261	\$10,504,572	\$9,000,000	\$9,000,000	\$0	\$0	\$46,038,833	\$472,676	\$27,522,122	\$18,044,035
S	5962	TRANSPORTATION ENHANCEMENT PROGRAM FY 2008											
		Total		\$0	\$0	\$0	\$0	\$0	\$0	\$0	\$0	\$0	\$0
S	6025	NATIONAL RECREATIONAL TRAILS PROGRAM											
		NRT		\$0	\$3,092,466	\$0	\$0	\$0	\$0	\$3,092,466	\$3,092,466	\$0	\$0
		ST_MATCH		\$0	\$3,092,466	\$0	\$0	\$0	\$0	\$3,092,466	\$0	\$3,092,466	\$0
		Total		\$0	\$6,184,932	\$0	\$0	\$0	\$0	\$6,184,932	\$3,092,466	\$3,092,466	\$0
S	6026	HIGH RISK RURAL ROADS PROGRAM - (HRRR)											
		HSIP		\$1,228,748	\$163,168	\$0	\$0	\$0	\$0	\$1,391,916	\$1,297,683	\$94,233	\$0
		HSIP_HRRR		\$1,176,891	\$0	\$0	\$0	\$0	\$0	\$1,176,891	\$1,097,216	\$128	\$79,547
		HSIP_HRRR_SR		\$1,746,193	\$905,855	\$0	\$0	\$0	\$0	\$2,652,048	\$2,472,504	\$179,544	\$0
		ST_SPOT_SFTY		\$73,000	\$0	\$0	\$0	\$0	\$0	\$73,000	\$0	\$73,000	\$0
		Total		\$4,224,832	\$1,069,023	\$0	\$0	\$0	\$0	\$5,293,855	\$4,867,403	\$346,904	\$79,547



DRAFT

DRAFT for Release for PUBLIC COMMENT

UDOT electronic Program Management

Statewide Transportation Improvement Program



STIP 2019-2024

Report Run on: Sep 04, 2018, 05:59 A.M.

epm345_stip_report (Rev 1165)

Region	PIN	Program Description	Fund	Prior	2019	2020	2021	2022	CD	Total	Fed Aid	State	Other
Statewide County Programs													
S	6061	STATEWIDE BARRIER TREATMENTS											
		ST_BARRIER		\$755,176	\$809,516	\$0	\$0	\$0	\$0	\$1,564,692	\$0	\$809,516	\$0
		ST_SPOT_SFTY		\$20,000	\$0	\$0	\$0	\$0	\$0	\$20,000	\$0	\$20,000	\$0
		Total		\$775,176	\$809,516	\$0	\$0	\$0	\$0	\$1,584,692	\$0	\$829,516	\$0
S	6064	RAILROAD CROSSING PROGRAM											
		LOCAL_GOV		\$10,000	\$0	\$0	\$0	\$0	\$0	\$10,000	\$0	\$0	\$10,000
		R/H_DEVIC90S		\$136,000	\$1,110,431	\$967,000	\$967,000	\$0	\$967,000	\$4,147,431	\$3,732,688	\$111,043	\$290,100
		R/H_DEVICES1		\$9,000	\$351,000	\$0	\$0	\$0	\$0	\$360,000	\$360,000	\$0	\$0
		R/H_DEVICS90		\$3,283,809	\$3,586,781	\$0	\$0	\$0	\$0	\$6,870,590	\$6,183,531	\$320,676	\$38,002
		R/H_HZ_EL90S		\$0	\$895,952	\$17,000	\$967,000	\$0	\$967,000	\$2,846,952	\$2,562,257	\$89,595	\$195,100
		R/H_HZ_ELM90		\$4,190,095	\$2,446,168	\$0	\$0	\$0	\$0	\$6,636,263	\$5,972,637	\$575,066	\$88,560
		ST_MATCH		\$40,000	\$0	\$0	\$0	\$0	\$0	\$40,000	\$0	\$40,000	\$0
		Total		\$7,668,904	\$8,390,332	\$984,000	\$1,934,000	\$0	\$1,934,000	\$20,911,237	\$18,811,113	\$1,136,380	\$621,762
S	6129	STATEWIDE SMALL AREA LIGHTING											
		ST_LIGHTING		\$499,178	\$232,140	\$0	\$0	\$0	\$0	\$731,317	\$0	\$731,317	\$0
		Total		\$499,178	\$232,140	\$0	\$0	\$0	\$0	\$731,317	\$0	\$731,317	\$0
S	6212	STATEWIDE SAFE ROUTES TO SCHOOL PROGRAM											
		L_BETTERMENT		\$220,197	\$0	\$0	\$0	\$0	\$0	\$220,197	\$0	\$0	\$220,197
		SR2S_INFR		\$116,845	\$0	\$0	\$0	\$0	\$0	\$116,845	\$116,845	\$0	\$0
		ST_CONT_R1		\$0	\$36,000	\$0	\$0	\$0	\$0	\$36,000	\$0	\$36,000	\$0
		ST_CONT_R2		\$36,000	\$0	\$0	\$0	\$0	\$0	\$36,000	\$0	\$36,000	\$0
		ST_CONT_R3		\$0	\$30,000	\$0	\$0	\$0	\$0	\$30,000	\$0	\$30,000	\$0
		ST_PVMT		\$898,449	\$1,594,524	\$1,360,000	\$0	\$0	\$0	\$3,852,973	\$0	\$1,594,524	\$1,360,000
		TAP_FLEX		\$2,015,769	\$200,092	\$0	\$0	\$0	\$0	\$2,215,861	\$2,065,848	\$28,371	\$121,643
		TAP_SU_CMPO		\$278,188	\$36,239	\$0	\$0	\$0	\$0	\$314,427	\$293,140	\$0	\$21,287
		Total		\$3,565,448	\$1,896,856	\$1,360,000	\$0	\$0	\$0	\$6,822,303	\$2,475,833	\$1,724,895	\$1,723,126
S	6364	STATEWIDE SIGN MODIFICATIONS & REPLACEMENT PROGRAM											
		ST_SIGNALS		\$0	\$150,000	\$0	\$0	\$0	\$0	\$150,000	\$0	\$150,000	\$0
		ST_SIGNING		\$1,157,823	\$314,331	\$0	\$0	\$0	\$0	\$1,472,154	\$0	\$1,472,154	\$0
		Total		\$1,157,823	\$464,331	\$0	\$0	\$0	\$0	\$1,622,154	\$0	\$1,622,154	\$0
S	6432	STATEWIDE-TRANSPORTATION ENHANCEMENT PROGRAM FY 2010 & 201											
		STP_ENH_EAC		\$0	\$23,307	\$0	\$0	\$0	\$0	\$23,307	\$18,646	\$0	\$0
		STP_ENH_ST		\$0	\$21,403	\$0	\$0	\$0	\$0	\$21,403	\$17,123	\$0	\$0
		TAP_NU_JHC		\$0	\$86,088	\$0	\$0	\$0	\$0	\$86,088	\$80,260	\$0	\$0
		Total		\$0	\$130,798	\$0	\$0	\$0	\$0	\$130,798	\$116,028	\$0	\$0



DRAFT

DRAFT for Release for PUBLIC COMMENT

UDOT electronic Program Management

Statewide Transportation Improvement Program



STIP 2019-2024

Report Run on: Sep 04, 2018, 05:59 A.M.

epm345_stip_report (Rev 1165)

Region	PIN	Program Description	Fund	Prior	2019	2020	2021	2022	CD	Total	Fed Aid	State	Other
Statewide County Programs													
S	6672	STATEWIDE HIGHWAY JURISDICTIONAL TRANSFERS PROGRAM											
		ST_HWY_TRNSF		\$0	\$1,493,567	\$300,000	\$300,000	\$0	\$0	\$2,093,567	\$0	\$2,093,567	\$0
		Total		\$0	\$1,493,567	\$300,000	\$300,000	\$0	\$0	\$2,093,567	\$0	\$2,093,567	\$0
S	6850	STATEWIDE; BRIDGE PROGRAM UNSPENT FUNDS											
		BRD_F		\$0	\$2,680	\$0	\$0	\$0	\$0	\$2,680	\$2,680	\$0	\$0
		BR_ON/OFF		\$40,000	\$397,255	\$0	\$0	\$0	\$0	\$437,255	\$349,804	\$79,451	\$0
		NHPP_BR		\$0	\$61,860	\$0	\$0	\$0	\$0	\$61,860	\$57,672	\$0	\$0
		STP_BRIDGE		\$0	\$551,203	\$0	\$0	\$0	\$0	\$551,203	\$513,887	\$0	\$0
		ST_BRIDGE		\$1,500,000	\$605,260	\$0	\$0	\$0	\$0	\$2,105,260	\$0	\$2,105,260	\$0
		Total		\$1,540,000	\$1,618,258	\$0	\$0	\$0	\$0	\$3,158,258	\$924,043	\$2,184,711	\$0
S	7231	STATEWIDE BRIDGE COLLISION REPAIR PROJECTS											
		ST_INS-RECOV		\$1,077,133	\$1,082,867	\$0	\$0	\$0	\$0	\$2,160,000	\$0	\$1,082,867	\$0
		Total		\$1,077,133	\$1,082,867	\$0	\$0	\$0	\$0	\$2,160,000	\$0	\$1,082,867	\$0
S	7496	SCENIC BYWAYS PROGRAM AWARDS											
		BYWAYS		\$226,156	\$69,000	\$0	\$0	\$0	\$0	\$295,156	\$281,356	\$0	\$13,800
		L_PASS_MATCH		\$0	\$56,539	\$0	\$0	\$0	\$0	\$56,539	\$0	\$0	\$56,539
		Total		\$226,156	\$125,539	\$0	\$0	\$0	\$0	\$351,695	\$281,356	\$0	\$70,339
S	8072	STATEWIDE; FY 2013 PAVEMENT PRESERVATION PROGRAM											
		Total		\$0	\$0	\$0	\$0	\$0	\$0	\$0	\$0	\$0	\$0
S	8549	FY 2012 & 2013 ENHANCEMENT PROGRAM											
		BYWAYS		\$0	\$1	\$0	\$0	\$0	\$0	\$1	\$1	\$0	\$0
		EM_2012_PLHD		\$1,525,000	\$0	\$0	\$0	\$0	\$0	\$1,525,000	\$1,525,000	\$0	\$0
		ENH_EAC_100%		\$516,000	\$14,496	\$0	\$0	\$0	\$0	\$530,496	\$530,496	\$0	\$0
		LOCAL_GOV		\$130,000	\$0	\$0	\$0	\$0	\$0	\$130,000	\$0	\$0	\$130,000
		L_BETTERMENT		\$150,000	\$0	\$0	\$0	\$0	\$0	\$150,000	\$0	\$0	\$150,000
		OTHER		\$98,766	\$1,234	\$0	\$0	\$0	\$0	\$100,000	\$0	\$0	\$100,000
		STP_ENH_EAC		\$0	\$69,223	\$0	\$0	\$0	\$0	\$69,223	\$55,379	\$0	\$0
		STP_ENH_ST		\$1,464,370	\$145,000	\$0	\$0	\$0	\$0	\$1,609,370	\$1,287,496	\$321,874	\$0
		STP_FLX_ST		\$105,000	\$0	\$0	\$0	\$0	\$0	\$105,000	\$97,892	\$7,109	\$0
		ST_CONT_R2		\$42,809	\$7,191	\$0	\$0	\$0	\$0	\$50,000	\$0	\$50,000	\$0
		ST_MATCH		\$0	\$7,109	\$0	\$0	\$0	\$0	\$7,109	\$0	\$7,109	\$0
		TAP_URB_WFRC		\$536,308	\$0	\$0	\$0	\$0	\$0	\$536,308	\$500,000	\$36,308	\$0
		Total		\$4,568,254	\$244,253	\$0	\$0	\$0	\$0	\$4,812,506	\$3,996,262	\$422,399	\$380,000



DRAFT

DRAFT for Release for PUBLIC COMMENT

UDOT electronic Program Management

Statewide Transportation Improvement Program



STIP 2019-2024

epm345_stip_report (Rev 1165)

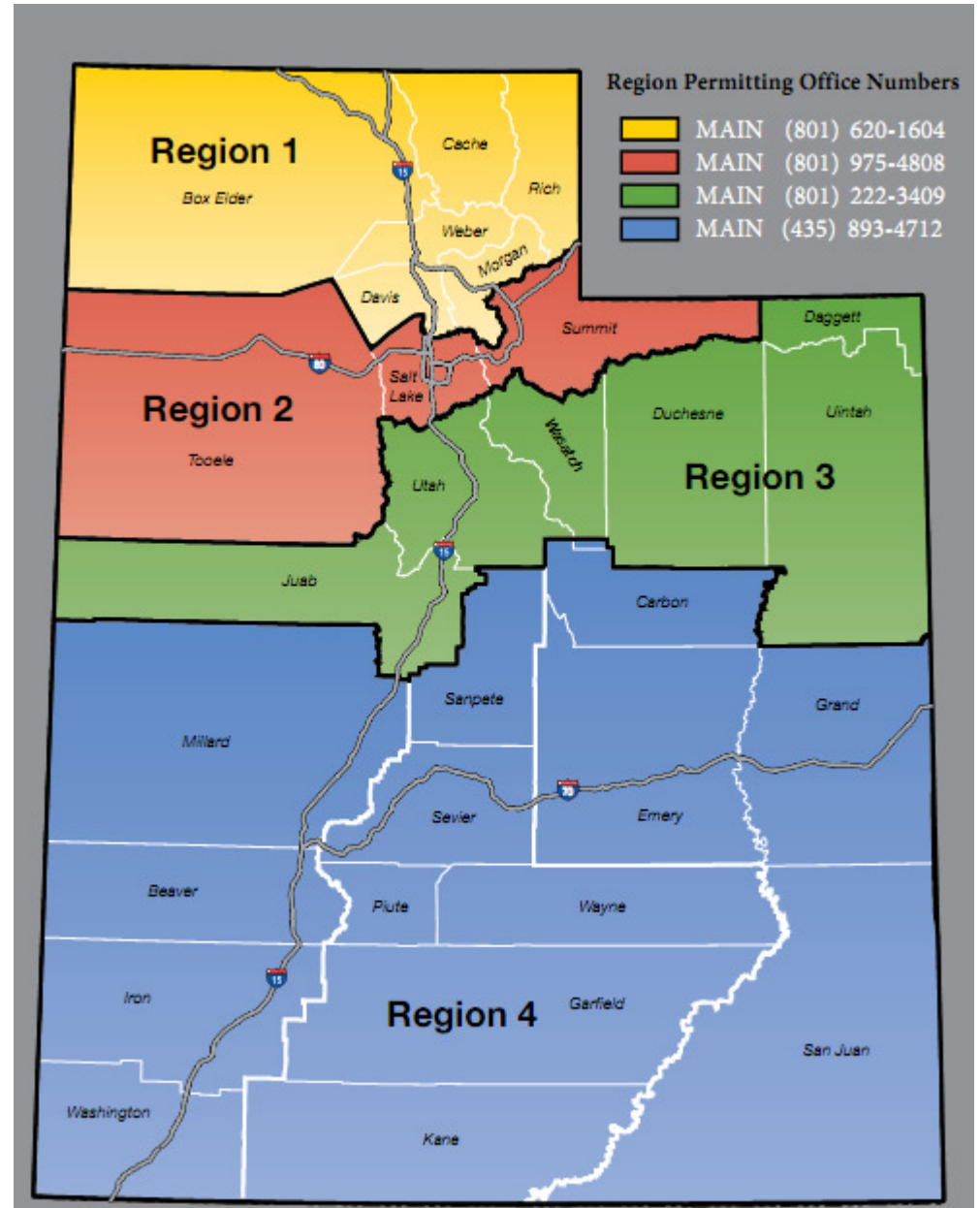
Report Run on: Sep 04, 2018, 05:59 A.M.

Region	PIN	Program Description	Fund	Prior	2019	2020	2021	2022	CD	Total	Fed Aid	State	Other
Statewide County Programs													
S	8922	PUBLIC RELATIONS PROGRAM											
		ST_CONT_PG		\$0	\$150,000	\$0	\$0	\$0	\$0	\$150,000	\$0	\$150,000	\$0
		ST_CONT_R1		\$65,000	\$0	\$0	\$0	\$0	\$0	\$65,000	\$0	\$65,000	\$0
		ST_CONT_R2		\$60,000	\$0	\$0	\$0	\$0	\$0	\$60,000	\$0	\$60,000	\$0
		ST_CONT_R3		\$60,000	\$0	\$0	\$0	\$0	\$0	\$60,000	\$0	\$60,000	\$0
		ST_CONT_R4		\$60,000	\$0	\$0	\$0	\$0	\$0	\$60,000	\$0	\$60,000	\$0
		ST_KW_KW_C		\$600,000	\$0	\$0	\$0	\$0	\$0	\$600,000	\$0	\$600,000	\$0
		ST_PR		\$3,610,254	\$1,014,746	\$800,000	\$800,000	\$0	\$0	\$6,225,000	\$0	\$4,625,000	\$1,600,000
		Total		\$4,455,254	\$1,164,746	\$800,000	\$800,000	\$0	\$0	\$7,220,000	\$0	\$5,620,000	\$1,600,000

Various

Projects that are included in “Various Projects” often cross city and county lines and as a result, frequently include projects within the boundaries of one or more of the Metropolitan Planning Organization (MPO).

The “Various Projects” will identify projects and programs in each of the UDOT Regions across the state, but for programming and information are listed all together.





DRAFT

DRAFT for Release for PUBLIC COMMENT

UDOT electronic Program Management

Statewide Transportation Improvement Program



STIP 2019-2024

Report Run on: Sep 04, 2018, 05:59 A.M.

epm345_stip_report (Rev 1165)

Region	PIN	Program Description	Fund	Prior	2019	2020	2021	2022	CD	Total	Fed Aid	State	Other
Various County Programs													
1	5599	Region One Contingency Funds											
		LOCAL_GOV	GOVT	\$10,286	\$264,714	\$0	\$0	\$0	\$0	\$275,000	\$0	\$0	\$264,714
		ST_CONT_PG		\$150,000	\$0	\$0	\$0	\$0	\$0	\$150,000	\$0	\$150,000	\$0
		ST_CONT_R1		\$1,020,660	\$4,763,095	\$1,500,000	\$1,500,000	\$0	\$0	\$8,783,755	\$0	\$4,763,095	\$3,000,000
		ST_CONT_R2		\$60,000	\$0	\$0	\$0	\$0	\$0	\$60,000	\$0	\$60,000	\$0
		ST_PVMT		\$154,447	\$95,553	\$0	\$0	\$0	\$0	\$250,000	\$0	\$250,000	\$0
		Total		\$1,395,393	\$5,123,363	\$1,500,000	\$1,500,000	\$0	\$0	\$9,518,755	\$0	\$5,223,095	\$3,264,714
2	5589	Region Two Contingency Funds											
		L_BETTERMENT		\$1,000	\$0	\$0	\$0	\$0	\$0	\$1,000	\$0	\$0	\$1,000
		OTHER_STATE		\$8,000	\$0	\$0	\$0	\$0	\$0	\$8,000	\$0	\$8,000	\$0
		ST_CONT_R2		\$828,566	\$2,930,958	\$1,500,000	\$1,500,000	\$0	\$0	\$6,759,524	\$0	\$2,930,958	\$3,000,000
		ST_SPOT_MNT		\$6,000	\$0	\$0	\$0	\$0	\$0	\$6,000	\$0	\$6,000	\$0
		ST_SPOT_SFTY		\$0	\$5,500	\$0	\$0	\$0	\$0	\$5,500	\$0	\$5,500	\$0
		UTA_FUNDS		\$0	\$9,315	\$0	\$0	\$0	\$0	\$9,315	\$0	\$0	\$9,315
		Total		\$843,566	\$2,945,773	\$1,500,000	\$1,500,000	\$0	\$0	\$6,789,339	\$0	\$2,950,458	\$3,010,315
3	5597	Region Three Contingency Funds											
		LOCAL_GOV	GOVT	\$7,252	\$37,748	\$0	\$0	\$0	\$0	\$45,000	\$0	\$0	\$37,748
		STP_UR_P/O@1		\$25,000	\$0	\$0	\$0	\$0	\$0	\$25,000	\$25,000	\$0	\$0
		ST_CONST		\$0	\$13,243	\$0	\$0	\$0	\$0	\$13,243	\$0	\$13,243	\$0
		ST_CONT_R3		\$660,196	\$2,496,707	\$1,500,000	\$1,500,000	\$0	\$0	\$6,156,903	\$0	\$2,496,707	\$3,000,000
		ST_CONT_R4		\$0	\$25,000	\$0	\$0	\$0	\$0	\$25,000	\$0	\$25,000	\$0
		ST_EXCH_MAG		\$81,814	\$11,416	\$0	\$0	\$0	\$0	\$93,230	\$0	\$93,230	\$0
		ST_SIGNALS		\$0	\$30,000	\$0	\$0	\$0	\$0	\$30,000	\$0	\$30,000	\$0
		UTA_FUNDS		\$0	\$10,000	\$0	\$0	\$0	\$0	\$10,000	\$0	\$0	\$10,000
		Total		\$774,262	\$2,624,115	\$1,500,000	\$1,500,000	\$0	\$0	\$6,398,377	\$25,000	\$2,658,180	\$3,047,748
4	5591	Region Four Contingency Funds											
		LOCAL_GOV	GOVT	\$6,250	\$21,750	\$0	\$0	\$0	\$0	\$28,000	\$0	\$0	\$21,750
		ST_CONT_R4		\$1,445,040	\$2,985,725	\$1,500,000	\$1,500,000	\$0	\$0	\$7,430,766	\$0	\$2,985,725	\$3,000,000
		Total		\$1,451,290	\$3,007,475	\$1,500,000	\$1,500,000	\$0	\$0	\$7,458,766	\$0	\$2,985,725	\$3,021,750



DRAFT

DRAFT for Release for PUBLIC COMMENT

UDOT electronic Program Management

Statewide Transportation Improvement Program



STIP 2019-2024

Report Run on: Sep 04, 2018, 05:59 A.M.

epm345_stip_report (Rev 1165)

Region	PIN	Program Description	Fund	Prior	2019	2020	2021	2022	CD	Total	Fed Aid	State	Other
Various County Programs													
S	6062	PROGRAMMING DIRECTOR CONTINGENCY FUNDS											
		NHPP_IM		\$0	\$209,790	\$0	\$0	\$0	\$0	\$209,790	\$197,580	\$0	\$0
		NHPP_NHS		\$0	\$1,054,738	\$0	\$0	\$0	\$0	\$1,054,738	\$983,333	\$0	\$0
		STP_FLX_ST		\$0	\$2,553,770	\$0	\$0	\$0	\$0	\$2,553,770	\$2,380,879	\$0	\$0
		STP_RURAL		\$0	\$1,982,478	\$0	\$0	\$0	\$0	\$1,982,478	\$1,848,264	\$0	\$0
		ST_CLS_ADJ		\$0	\$102,991	\$0	\$0	\$0	\$0	\$102,991	\$0	\$102,991	\$0
		ST_CONT_PG		\$521,037	\$1,405,533	\$500,000	\$500,000	\$0	\$0	\$2,926,569	\$0	\$1,405,533	\$1,000,000
		ST_EXCHANGE		\$0	\$164,258	\$0	\$0	\$0	\$0	\$164,258	\$0	\$164,258	\$0
		ST_PVMT		\$0	\$7,231	\$0	\$0	\$0	\$0	\$7,231	\$0	\$7,231	\$0
		ST_STLMNT		\$0	\$475,000	\$0	\$0	\$0	\$0	\$475,000	\$0	\$475,000	\$0
		ST_TIF_EXCH		\$0	\$48,152	\$0	\$0	\$0	\$0	\$48,152	\$0	\$48,152	\$0
		Total		\$521,037	\$8,003,940	\$500,000	\$500,000	\$0	\$0	\$9,524,977	\$5,410,056	\$2,203,164	\$1,000,000

Transit

The Federal Transit Administration coordinates with the Utah Transportation Department (UDOT), the Utah Transit Authority (UTA), and a few smaller transit agencies within the State. UTA and UDOT coordinate with WFRC to program these funds within the Wasatch Front Region.



SECTION VIII

SALT LAKE/ WEST VALLEY AND THE OGDEN/ LAYTON URBAN AREA

Public Transit Program

Federal Transit Administration (FTA)

Section 5307 – Urbanized Area Formula

Section 5309 – Capital Investment Program – New Starts

Section 5337 – Capital Investment Program – State of Good Repair

Section 5339 – Capital Investment Program – Bus & Bus Facilities

Section 5310 – Elderly Persons and Persons with Disabilities

Capital Investment Program – Discretionary Grants

Capital Investment Program – Local Funds

**SALT LAKE/WEST VALLEY – OGDEN/ LAYTON TRANSPORTATION IMPROVEMENT PROGRAM
PUBLIC TRANSIT PROGRAM**

Grantee	Project Description	Estimated Total Project Cost	Local Share of Project	ESTIMATED 5307 Funds Obligated in FY 2018	Estimated Federal Share and Phasing					
					(Fiscal Year)					
					2019	2020	2021	2022	2023	2024
SALT LAKE/WEST VALLEY URBANIZED AREA FORMULA - SECTION 5307										
UTA	Preventive Maintenance of Buses, Rail Vehicles and Facilities	200,879,771	40,175,954	21,411,509	21,351,229	22,078,650	21,802,965	22,078,650	25,593,869	26,386,945
UTA	ADA Operating Assistance for Paratransit Service	50,478,396	10,095,679	5,352,877	5,406,729	5,519,662	5,519,662	5,519,662	6,467,389	6,596,736
UTA	Planning	1,033,819	206,764	-	275,685		275,685		275,685	
SUBTOTAL: SALT LAKE/WEST VALLEY URBANIZED AREA FORMULA - SECTION 5307		252,391,986	50,478,397	26,764,386	27,033,643	27,598,312	27,598,312	27,598,312	32,336,943	32,983,681
OGDEN/ LAYTON URBANIZED AREA FORMULA - SECTION 5307										
UTA	Preventive Maintenance of Buses, Rail Vehicles and Facilities	96,748,394	19,349,679	9,950,514	10,338,705	10,690,936	10,557,444	10,690,936	12,393,078	12,777,102
UTA	ADA Operating Assistance for Paratransit Services	24,312,245	4,862,449	2,487,628	2,618,049	2,672,734	2,672,734	2,672,734	3,131,642	3,194,275
UTA	Planning	500,595	100,119	-	133,492		133,492		133,492	
SUBTOTAL: OGDEN/ LAYTON URBANIZED AREA FORMULA - SECTION 5307		121,561,234	24,312,247	12,438,142	13,090,246	13,363,670	13,363,670	13,363,670	15,658,212	15,971,377

**SALT LAKE/WEST VALLEY – OGDEN/ LAYTON TRANSPORTATION IMPROVEMENT PROGRAM
PUBLIC TRANSIT PROGRAM**

Grantee	Project Description	Estimated Total Project Cost	Local Share of Project	ESTIMATED 5307 Related LOCAL Funds Obligated in FY 2018	Estimated Planned LOCAL Amount and Phasing (Fiscal Year)					
					2019	2020	2021	2022	2023	2024
SALT LAKE/WEST VALLEY URBANIZED AREA FORMULA - SECTION 5307 RELATED LOCALLY FUNDED TRANSIT ENHANCEMENTS										
UTA	LOCALLY FUNDED Security Equipment	2,523,919	504,784	267,644	270,336	275,983	275,983	275,983	323,369	329,837
UTA	LOCALLY FUNDED Transit Enhancements (Street Furniture, Stop / Station Amenities, Signage, Bike Racks, Transit Access Improvements)	2,231,388	2,231,388	131,000	275,685	275,685	275,685	275,685	275,685	275,685
SUBTOTAL: SALT LAKE/WEST VALLEY URBANIZED AREA FORMULA - SECTION 5307		4,755,306	2,736,171	398,644	546,021	551,668	551,668	551,668	599,054	605,522
OGDEN/LAYTON URBANIZED AREA FORMULA - SECTION 5307 RELATED LOCALLY FUNDED TRANSIT ENHANCEMENTS										
UTA	LOCALLY FUNDED Security Equipment	1,215,613	243,123	124,381	130,902	133,637	133,637	133,637	156,582	159,714
UTA	LOCALLY FUNDED Transit Enhancements (Street Furniture, Stop / Station Amenities, Signage, Bike Racks, Transit Access Improvements)	1,376,190	1,376,190	300,000	133,492	133,492	133,492	133,492	133,492	133,492
SUBTOTAL: OGDEN/ LAYTON URBANIZED AREA FORMULA - SECTION 5307		2,591,803	1,619,313	424,381	264,394	267,129	267,129	267,129	290,074	293,206

2019 – 2024 Transportation Improvement Program (TIP)

SALT LAKE/WEST VALLEY – OGDEN/ LAYTON TRANSPORTATION IMPROVEMENT PROGRAM
PUBLIC TRANSIT PROGRAM

Sponsor	Year Added to TIP	Project Description	Fund Source (FTA Section)	Estimated Total Project Cost	Local Share of Project	Funds Obligated Through FY 2018	Estimated Federal Funding and Phasing (Fiscal Year)					
							2019	2020	2021	2022	2023	2024
CAPITAL INVESTMENT PROGRAM - SECTION 5309 NEW STARTS												
UTA	2017	Ogden - WSU Bus Rapid Transit	5309	79,000,000	22,814,302	-				46,150,000		
			CMAQ		72,617	-				1,000,000		
			STP		363,081	-	750,000	750,000				3,500,000
			Local Funds		8,500,000	-	5,700,000	1,550,000	1,250,000			
TOTAL: SALT LAKE/WEST VALLEY and OGDEN/ LAYTON URBANIZED AREAS CAPITAL INVESTMENT PROGRAM - SECTION 5309 NEW STARTS				79,000,000	31,750,000	-	6,450,000	2,300,000	1,250,000	47,150,000	-	3,500,000

SALT LAKE/WEST VALLEY – OGDEN/ LAYTON - PROVO-OREM TRANSPORTATION IMPROVEMENT PROGRAM

PUBLIC TRANSIT PROGRAM

Sponsor	Year Added to TIP	Project Description	Fund Source (FTA Section)	Estimated Total Project Cost	Local Share of Project	ESTIMATED 5337 Funds Obligated in FY 2018	Estimated Federal Share and Phasing					
							2019	2020	2021	2022	2023	2024
CAPITAL INVESTMENT PROGRAM - SECTION 5337 STATE OF GOOD REPAIR												
UTA	2002	High Intensity Fixed Guideway & High Intensity Motor Bus State of Good Repair & Preventive Maintenance	5337 State of Good Repair	188,339,372	37,667,874	15,311,264	17,330,506	21,431,320	23,738,730	23,965,422	24,205,077	24,689,179
TOTAL: SALT LAKE/WEST VALLEY and OGDEN/ LAYTON and PROVO-OREM URBANIZED AREAS CAPITAL INVESTMENT PROGRAM - SECTION 5337 STATE OF GOOD REPAIR				188,339,372	37,667,874	15,311,264	17,330,506	21,431,320	23,738,730	23,965,422	24,205,077	24,689,179

*Section 5337 State of Good Repair money can only be used on fixed guideway systems that have been in operation at least 7 years. As fixed guideways become at least 7 years old, the National Transit Database (NTD) will show that increase in fixed guideway miles. The Federal allocation formula will use those new numbers to increase allocations as UTA's rail systems meet this requirement. There is a two year lag for eligible systems to receive funds; one year for it to be reported to NTD Data and one year for it to be used as part of the federal formula.

2019 – 2024 Transportation Improvement Program (TIP)

**SALT LAKE/WEST VALLEY – OGDEN/ LAYTON TRANSPORTATION IMPROVEMENT PROGRAM
PUBLIC TRANSIT PROGRAM**

Sponsor	Year Added to TIP	Project Description	Fund Source (FTA Section)	Estimated Total Project Cost	Local Share of Project	5339 Funds Obligated in/prior FY 2018	Estimated Phasing					
							2019	2020	2021	2022	2023	2024
CAPITAL INVESTMENT PROGRAM - SECTION 5339 BUS & BUS FACILITIES												
UTA		Bus Purchases	5339 Bus & Bus Facilities Formula	16,119,746	3,223,949				3,152,233	3,183,755	3,247,430	3,312,379
UTA		Depot District Technology Center	5339 Bus & Bus Facilities Formula	16,444,665	3,288,933	6,992,131	3,042,579	3,121,022				
TOTAL: SALT LAKE/WEST VALLEY and OGDEN/ LAYTON URBANIZED AREAS CAPITAL INVESTMENT PROGRAM - SECTION 5339 BUS & BUS FACILITIES FORMULA FUNDS				16,444,665	3,288,933	6,992,131	3,042,579	3,121,022	3,152,233	3,183,755	3,247,430	3,312,379

Sponsor	Year Added to TIP	Project Description	Fund Source (FTA Section)	Estimated Total Project Cost	Local Share of Project	5310 Funds Obligated in FY 2018	Estimated Federal Share and Phasing					
							2019	2020	2021	2022	2023	2024
SPECIAL NEEDS FOR THE ELDERLY INDIVIDUALS WITH DISABILITIES - SECTION 5310												
Salt Lake City / West Valley City ADMINISTRATION			5310	618,265	-	66,531	67,862	69,219	70,603	72,016	73,456	74,925
Salt Lake City / West Valley City TRADITIONAL 5310 CAPITAL (Vehicles, Mobility Management, ITS)			5310	3,601,707	720,341	387,578	395,329	403,236	411,301	419,527	427,918	436,476
Salt Lake City / West Valley City OTHER 5310 CAPITAL (Infrastructure etc.)			5310	800,035	160,007	86,091	87,813	89,570	91,361	93,188	95,052	96,953
Salt Lake City / West Valley City 5310 OPERATIONS			5310	1,860,727	930,363	125,145	127,648	130,201	132,805	135,461	138,170	140,933
Ogden / Layton ADMINISTRATION			5310	343,660	-	36,981	37,721	38,475	39,245	40,029	40,830	41,647
Ogden / Layton TRADITIONAL 5310 CAPITAL (Vehicles, Mobility Management, ITS)			5310	2,311,093	462,219	248,696	253,670	258,743	263,918	269,196	274,580	280,072
Ogden / Layton OTHER 5310 CAPITAL (Infrastructure etc.)			5310	483,525	96,705	52,032	53,073	54,134	55,217	56,321	57,447	58,596
Ogden / Layton 5310 OPERATIONS			5310	298,319	149,159	32,102	32,744	33,399	34,067	34,748	35,443	36,152
WFRC TOTAL: SALT LAKE/WEST VALLEY and OGDEN/ LAYTON URBANIZED AREAS - SECTION 5310 ENHANCED MOBILITY OF SENIORS AND INDIVIDUALS WITH DISABILITIES				10,317,330	2,518,795	1,035,156	1,055,860	1,076,977	1,098,517	1,120,486	1,142,896	1,165,754

2019 – 2024 Transportation Improvement Program (TIP)

SALT LAKE/WEST VALLEY – OGDEN/ LAYTON TRANSPORTATION IMPROVEMENT PROGRAM
PUBLIC TRANSIT PROGRAM

Sponsor	Year Added to TIP	Project Description	Fund Source (FTA Sec)	Estimated Total Project Cost	Local Share of Project	2018 Funds (plus Past Federal Funds on Depot District)	Estimated Federal Funding and Phasing (Fiscal Year)					
							2019	2020	2021	2022	2023	2024
CAPITAL INVESTMENT PROGRAM - DISCRETIONARY GRANTS												
UTA	2011	Depot District Technology Center: Design and Construction (Including CNG Fueling Facility). See also 5339 Formula funds programed in that section.	5309 SGR	75,277,986	54,279,986	4,448,000						
			5339 Bus/Bus Facil. Discretion.			2,600,000	10,000,000					
			STP				3,000,000					
			CMAQ			500,000	450,000					
TOTAL: SALT LAKE/WEST VALLEY and OGDEN/LAYTON URBANIZED AREAS CAPITAL INVESTMENT PROGRAM - DISCRETIONARY GRANTS				75,277,986	54,279,986	7,048,000	13,500,000	450,000	-	-	-	-

SALT LAKE/WEST VALLEY – OGDEN/ LAYTON - PROVO/OREM TRANSPORTATION IMPROVEMENT PROGRAM

PUBLIC TRANSIT PROGRAM

Sponsor	Year Added to TIP	Project Description	Fund Source (FTA Section)	Estimated Total Project Cost	Local Share of Project	Funds Obligated in FY 2018	LOCAL Estimated Phasing					
							2019	2020	2021	2022	2023	2024
CAPITAL INVESTMENT PROGRAM - LOCAL FUNDS												
UTA	2001	Purchase Replacement Clean Fuel Buses and Related Equipment: Approx. 33 Buses Per Year	Local Funds	170,113,158	170,113,158		27,128,720	20,238,440	22,374,124	21,679,925	22,113,524	22,555,794
UTA	2001	Replace Paratransit Vehicles and Related Equipment: Approx. 29 Vehicles Per Year	Local Funds	48,683,993	48,683,993		5,902,130	6,115,850	5,937,380	6,859,180	6,996,364	7,136,291
TOTAL: SALT LAKE/WEST VALLEY and OGDEN/ LAYTON and PROVO/OREM LOCAL BUS REPLACEMENT PLAN				218,797,151	218,797,151	-	33,030,850	26,354,290	28,311,504	28,539,105	29,109,887	29,692,085

**SALT LAKE/WEST VALLEY – OGDEN/ LAYTON TRANSPORTATION IMPROVEMENT PROGRAM
- ILLUSTRATIVE PROJECTS - PUBLIC TRANSIT PROGRAM**

Sponsor	Project Description	Estimated Total Project Cost	Local Share/Other funding needed for Project	Estimated Federal Funding and Phasing (Fiscal Year)					
				2018	2019	2020	2021	2022	2023
UTA	Ogden BDO FR Station w/ Exclusive Track from Ogden Intermodal	32,000,000	16,000,000					8,000,000	8,000,000
UTA	Amtrak Station/Building Construction	1,000,000	200,000					800,000	
UTA	Sandy / S. Jordan Circulator	30,000,000	15,000,000					15,000,000	
UTA	Draper into Utah County Light Rail (SL County Portion Only)	460,000,000	92,000,000						276,000,000
UTA	Pleasant View to Brigham City Corridor Preservation 14.7 miles	17,500,000	3,500,000						14,000,000
UTA	Southwest Salt Lake County Project Corridor Preservation	7,000,000	1,400,000					3,000,000	
UTA	Mountain View Corridor Transit Improvement (5600 West BRT)	167,000,000	33,400,000		6,000,000	20,000,000	60,000,000	35,000,000	12,600,000
UTA	3500 South Bus Rapid Transit (BRT) Phase III	12,000,000	2,400,000				3,200,000	3,200,000	3,200,000

**SALT LAKE/WEST VALLEY – OGDEN/ LAYTON TRANSPORTATION IMPROVEMENT PROGRAM
- ILLUSTRATIVE PROJECTS - PUBLIC TRANSIT PROGRAM**

Sponsor	Project Description	Estimated Total Project Cost	Local Share/Other funding needed for Project	Estimated Federal Funding and Phasing (Fiscal Year)					
				2018	2019	2020	2021	2022	2023
UTA	Clean Fuels Bus Program (Hybrid Electric) or CNG Replacement Buses and Related Equipment	30,386,904	6,077,381				7,787,520	8,099,021	8,422,982
UTA	Taylorville / Murray Transit Improvements	52,000,000	26,000,000			26,000,000			
UTA	Transit Oriented Development Infrastructure	12,500,000	2,500,000					5,000,000	5,000,000
UTA	Intelligent Transportation Systems	30,000,000	6,000,000			8,000,000	8,000,000	8,000,000	
UTA	Electric Charging Stations at two Park and Ride Lots	312,500	62,500	50,000				100,000	100,000
UTA	Clearfield Circulators	3,000,000	600,000				2,400,000		
UTA	South Davis Transit Implementation	80,000,000	32,000,000				4,000,000	30,000,000	30,000,000



DRAFT

DRAFT for Release for PUBLIC COMMENT

UDOT electronic Program Management

Statewide Transportation Improvement Program



STIP 2019-2024

Report Run on: Sep 04, 2018, 05:59 A.M.

epm345_stip_report (Rev 1165)

TRANSIT:

Fund CMAQ_WFRC

Program Description AIR QUALITY - FTA FUND TRANSFER

		2019	2020	2021	2022	CD	Total
T- 004961 VAN LEASE IN SALT LAKE* UTA WFRC PROJECT		\$296,257	\$296,257	\$296,257	\$296,257	\$373,914	\$1,558,942
	Federal Aid	\$276,200	\$276,200	\$276,200	\$276,200	\$348,600	\$1,453,402
	Match	\$20,057	\$20,057	\$20,057	\$20,057	\$25,314	\$105,540
T- 004964 AIR QUALITY - RIDESHARE - WFRC OGDEN/LAYTON AREA* UTA WFRC PROJECT		\$337,080	\$168,540	\$168,540	\$168,540	\$342,040	\$1,184,740
	Federal Aid	\$314,260	\$157,130	\$157,130	\$157,130	\$318,884	\$1,104,533
	Match	\$22,820	\$11,410	\$11,410	\$11,410	\$23,156	\$80,207
T- 004965 AIR QUALITY - RIDESHARE - WFRC - SALT LAKE AREA* UTA WFRC PROJECT		\$683,756	\$341,879	\$341,879	\$341,879	\$691,878	\$2,401,271
	Federal Aid	\$637,466	\$318,734	\$318,734	\$318,734	\$645,038	\$2,238,705
	Match	\$46,290	\$23,145	\$23,145	\$23,145	\$46,840	\$162,566
T- 004969 ITS/APTS DEPLOYMENT IN SALT LAKE* UTA WFRC PROJECT		\$536,308	\$0	\$0	\$0	\$0	\$536,308
	Federal Aid	\$500,000	\$0	\$0	\$0	\$0	\$500,000
	Match	\$36,308	\$0	\$0	\$0	\$0	\$36,308
T- 004962 VAN LEASE IN WEBER COUNTY* WFRC WEBER PROJECT		\$127,427	\$127,427	\$127,427	\$326,075	\$0	\$708,356
	Federal Aid	\$118,800	\$118,800	\$118,800	\$304,000	\$0	\$660,401
	Match	\$8,627	\$8,627	\$8,627	\$22,075	\$0	\$47,956
T- 004968 ITS/APTS DEPLOYMENT IN WEBER COUNTY* WFRC WEBER PROJECT		\$0	\$923,522	\$0	\$0	\$0	\$923,522
	Federal Aid	\$0	\$861,000	\$0	\$0	\$0	\$861,000
	Match	\$0	\$62,522	\$0	\$0	\$0	\$62,522
Program Description SALT LAKE OGDEN URBANIZED AREA							
T- 009528 SKI BUS SERVICE FROM DOWNTOWN OGDEN TO OGDEN VALLEY* UTA WFRC PROJECT		\$1,027,566	\$509,493	\$0	\$461,225	\$0	\$1,998,284
	Federal Aid	\$958,000	\$475,000	\$0	\$430,000	\$0	\$1,863,000
	Match	\$69,566	\$34,493	\$0	\$31,225	\$0	\$135,284



DRAFT

DRAFT for Release for PUBLIC COMMENT

UDOT electronic Program Management

Statewide Transportation Improvement Program



STIP 2019-2024

Report Run on: Sep 04, 2018, 05:59 A.M.

epm345_stip_report (Rev 1165)

TRANSIT:

Fund FTASEC_5307

Program Description LOGAN URBANIZED AREA

		2019	2020	2021	2022	CD	Total
T- 004289 REPLACEMENT PARA TRANSIT BUSES- (CVTD) *		\$0	\$265,000	\$270,000	\$0	\$187,500	\$722,500
CACHE	Federal Aid	\$0	\$212,000	\$216,000	\$0	\$150,000	\$578,000
	Match	\$0	\$53,000	\$54,000	\$0	\$37,500	\$144,500
T- 004291 PREVENTATIVE MAINTENANCE - TRANSIT (CVTD) *		\$850,000	\$875,000	\$875,000	\$875,000	\$1,750,000	\$5,225,000
CACHE	Federal Aid	\$680,000	\$700,000	\$700,000	\$700,000	\$1,400,000	\$4,180,000
	Match	\$170,000	\$175,000	\$175,000	\$175,000	\$350,000	\$1,045,000
T- 004294 REPLACE SUPPORT VEHICLES & EQUIPMENT - (CVTD) *		\$0	\$0	\$50,000	\$0	\$60,000	\$110,000
CACHE	Federal Aid	\$0	\$0	\$40,000	\$0	\$48,000	\$88,000
	Match	\$0	\$0	\$10,000	\$0	\$12,000	\$22,000
T- 006166 FACILITY REPAIRS / IMPROVEMENTS REPLACE CONCRET AT BUS STORAG		\$16,000	\$16,000	\$16,000	\$16,000	\$0	\$64,000
CACHE	Federal Aid	\$12,800	\$12,800	\$12,800	\$12,800	\$0	\$51,200
	Match	\$3,200	\$3,200	\$3,200	\$3,200	\$0	\$12,800
T- 013351 PURCHASE SECURITY EQUIPMENT (CVTD) *		\$12,500	\$12,500	\$12,500	\$12,500	\$25,000	\$75,000
CACHE	Federal Aid	\$10,000	\$10,000	\$10,000	\$10,000	\$20,000	\$60,000
	Match	\$2,500	\$2,500	\$2,500	\$2,500	\$5,000	\$15,000
T- 013352 EQUIPMENT REPLACEMENT - REPLACE AIR COMPRESSOR (CVTD) *		\$20,000	\$0	\$0	\$0	\$0	\$20,000
CACHE	Federal Aid	\$16,000	\$0	\$0	\$0	\$0	\$16,000
	Match	\$4,000	\$0	\$0	\$0	\$0	\$4,000
T- 013353 EQUIPMENT REPLACEMENT - REPLACE MOBILE BUS LIFT SYSTEM (CVTD) *		\$0	\$0	\$100,000	\$0	\$0	\$100,000
CACHE	Federal Aid	\$0	\$0	\$80,000	\$0	\$0	\$80,000
	Match	\$0	\$0	\$20,000	\$0	\$0	\$20,000
T- 013354 FACILITY IMPROVEMENT, REPLACE BUS WASH SYSTEM (CVTD) *		\$0	\$0	\$0	\$0	\$400,000	\$400,000
CACHE	Federal Aid	\$0	\$0	\$0	\$0	\$320,000	\$320,000
	Match	\$0	\$0	\$0	\$0	\$80,000	\$80,000

Program Description OGDEN/LAYTON URBANIZED AREA

T- 004298 LOCALLY FUNDED TRANSIT ENHANCEMENTS, STATEION AMENITIES, SIGN/		\$166,865	\$166,865	\$166,865	\$166,865	\$333,730	\$1,001,190
WFRC UTA PROJECT	Federal Aid	\$133,492	\$133,492	\$133,492	\$133,492	\$266,984	\$800,952
	Match	\$33,373	\$33,373	\$33,373	\$33,373	\$66,746	\$200,238
T- 004318 UTA TRANSIT PLANNING - O/L AREA -*		\$166,865	\$0	\$166,865	\$0	\$166,865	\$500,595
WFRC UTA PROJECT	Federal Aid	\$133,492	\$0	\$133,492	\$0	\$133,492	\$400,476
	Match	\$33,373	\$0	\$33,373	\$0	\$33,373	\$100,119
T- 004331 UTA PREVENTIVE MAINTENANCE OF BUSES AND FACILITIES - O/L AREA *		\$12,923,381	\$13,363,670	\$13,196,805	\$13,363,670	\$31,462,725	\$84,310,251
WFRC UTA PROJECT	Federal Aid	\$10,338,705	\$10,690,936	\$10,557,444	\$10,690,936	\$25,170,180	\$67,448,201
	Match	\$2,584,676	\$2,672,734	\$2,639,361	\$2,672,734	\$6,292,545	\$16,862,050
T- 007153 UTA ADA OPERATING ASSISTANCE FOR PARATRANSIT SERVICES - O/L ARI		\$3,272,561	\$3,340,918	\$3,340,918	\$3,340,918	\$7,907,396	\$21,202,710
WFRC UTA PROJECT	Federal Aid	\$2,618,049	\$2,672,734	\$2,672,734	\$2,672,734	\$6,325,917	\$16,962,168
	Match	\$654,512	\$668,184	\$668,184	\$668,184	\$1,581,479	\$4,240,542

Program Description PROVO/OREM URBANIZED AREA



DRAFT

DRAFT for Release for PUBLIC COMMENT

UDOT electronic Program Management Statewide Transportation Improvement Program



STIP 2019-2024

Report Run on: Sep 04, 2018, 05:59 A.M.

epm345_stip_report (Rev 1165)

TRANSIT:

Fund FTASEC_5307

Program Description PROVO/OREM URBANIZED AREA

		2019	2020	2021	2022	CD	Total
T- 004357 UTA SECURITY EQUIPMENT (MAG)*		\$109,048	\$111,326	\$113,651	\$113,651	\$246,816	\$694,493
UTA MAG PROJECT	Federal Aid	\$87,238	\$89,061	\$90,921	\$90,921	\$197,453	\$555,594
	Match	\$21,810	\$22,265	\$22,730	\$22,730	\$49,363	\$138,899
T- 004359 LOCALLY FUNDED TRANSIT ENHANCEMENTS, SIGNAGE, BIKE RACKS, TRA		\$113,529	\$113,529	\$113,529	\$113,529	\$227,058	\$681,173
UTA MAG PROJECT	Federal Aid	\$90,823	\$90,823	\$90,823	\$90,823	\$181,646	\$544,938
	Match	\$22,706	\$22,706	\$22,706	\$22,706	\$45,412	\$136,235
T- 006236 UTA - PREVENTIVE MAINTENANCE OF BUSES, RAIL VECHICLES & FACILITIE		\$8,610,289	\$8,906,063	\$8,978,559	\$9,092,088	\$19,631,759	\$55,218,756
UTA MAG PROJECT	Federal Aid	\$6,888,231	\$7,124,850	\$7,182,847	\$7,273,670	\$15,705,407	\$44,175,005
	Match	\$1,722,058	\$1,781,213	\$1,795,712	\$1,818,418	\$3,926,352	\$11,043,751
T- 007160 UTA ADA OPERATING ASSISTANCE FOR PARATRANSIT SERVICE (MAG)*		\$2,180,955	\$2,226,515	\$2,273,023	\$2,273,023	\$4,936,323	\$13,889,838
UTA MAG PROJECT	Federal Aid	\$1,744,764	\$1,781,212	\$1,818,418	\$1,818,418	\$3,949,058	\$11,111,870
	Match	\$436,191	\$445,303	\$454,605	\$454,605	\$987,265	\$2,777,968
T- 008716 UTA PLANNING (MAG)*		\$113,529	\$0	\$113,529	\$0	\$113,529	\$340,586
UTA MAG PROJECT	Federal Aid	\$90,823	\$0	\$90,823	\$0	\$90,823	\$272,469
	Match	\$22,706	\$0	\$22,706	\$0	\$22,706	\$68,117

Program Description SALT LAKE URBANIZED AREA

T- 004278 LOCALLY FUNDED TRANSIT ENHANCEMENTS, SIGNAGE, BIKE RACKS, TRA		\$344,606	\$344,606	\$344,606	\$344,606	\$689,213	\$2,067,638
UTA WFRM PROJECT	Federal Aid	\$275,685	\$275,685	\$275,685	\$275,685	\$551,370	\$1,654,110
	Match	\$68,921	\$68,921	\$68,921	\$68,921	\$137,843	\$413,528
T- 008733 UTA PLANNING - SALT LAKE / WEST VALLEY URBANIZED AREA *		\$344,606	\$0	\$344,606	\$0	\$344,606	\$1,033,819
UTA WFRM PROJECT	Federal Aid	\$275,685	\$0	\$275,685	\$0	\$275,685	\$827,055
	Match	\$68,921	\$0	\$68,921	\$0	\$68,921	\$206,764
T- 004317 UTA PREVENT MAINT OF BUSES, LIGHT RAIL VEHICLES, AND FACILITIES SL		\$26,689,036	\$27,598,313	\$27,253,706	\$27,598,313	\$64,976,018	\$174,115,385
WFRM UTA PROJECT	Federal Aid	\$21,351,229	\$22,078,650	\$21,802,965	\$22,078,650	\$51,980,814	\$139,292,308
	Match	\$5,337,807	\$5,519,663	\$5,450,741	\$5,519,663	\$12,995,204	\$34,823,077
T- 004319 UTA SECURITY EQUIPMENT - SALT LAKE/ WEST VALLEY AREA *		\$337,920	\$344,979	\$344,979	\$344,979	\$816,508	\$2,189,364
WFRM UTA PROJECT	Federal Aid	\$270,336	\$275,983	\$275,983	\$275,983	\$653,206	\$1,751,491
	Match	\$67,584	\$68,996	\$68,996	\$68,996	\$163,302	\$437,873
T- 004332 UTA TRANSIT PLANNING - SALT LAKE/ WEST VALLEY AREA - *		\$344,606	\$0	\$344,606	\$0	\$344,606	\$1,033,819
WFRM UTA PROJECT	Federal Aid	\$275,685	\$0	\$275,685	\$0	\$275,685	\$827,055
	Match	\$68,921	\$0	\$68,921	\$0	\$68,921	\$206,764
T- 007152 UTA ADA OPERATING ASSISTANCE FOR PARATRANSIT SERVICE - SL/ WV A		\$6,758,411	\$6,899,578	\$6,899,578	\$6,899,578	\$16,330,156	\$43,787,300
WFRM UTA PROJECT	Federal Aid	\$5,406,729	\$5,519,662	\$5,519,662	\$5,519,662	\$13,064,125	\$35,029,840
	Match	\$1,351,682	\$1,379,916	\$1,379,916	\$1,379,916	\$3,266,031	\$8,757,460

Program Description SALT LAKE/OGDEN/LAYTON URBANIZED AREA

T- 007023 DEPOT DISTRICT TECHNOLOGY CENTER *		\$3,803,224	\$3,901,278	\$0	\$0	\$0	\$7,704,501
UTA WFRM PROJECT	Federal Aid	\$3,042,579	\$3,121,022	\$0	\$0	\$0	\$6,163,601
	Match	\$760,645	\$780,256	\$0	\$0	\$0	\$1,540,900

Program Description ST. GEORGE URBANIZED AREA



DRAFT

DRAFT for Release for PUBLIC COMMENT

UDOT electronic Program Management

Statewide Transportation Improvement Program



STIP 2019-2024

Report Run on: Sep 04, 2018, 05:59 A.M.

epm345_stip_report (Rev 1165)

TRANSIT:

Fund FTASEC_5307

Program Description ST. GEORGE URBANIZED AREA

T- 004343 ENHANCEMENT / PREVENTATIVE MAINTENANCE (DIXIE MPO)*
DIXIE MPO PROJECTS

Federal Aid
Match

2019	2020	2021	2022	CD	Total
\$280,000	\$291,200	\$302,848	\$314,962	\$327,560	\$1,516,570
\$224,000	\$232,960	\$242,278	\$251,970	\$262,048	\$1,213,256
\$56,000	\$58,240	\$60,570	\$62,992	\$65,512	\$303,314

T- 007766 REPLACEMENT BUSES (DIXIE MPO)*
DIXIE MPO PROJECTS

Federal Aid
Match

\$443,456	\$461,194	\$479,642	\$498,828	\$518,781	\$2,401,901
\$354,765	\$368,955	\$383,714	\$399,062	\$415,025	\$1,921,521
\$88,691	\$92,239	\$95,928	\$99,766	\$103,756	\$480,380

Program Description TRANSIT - NEW SERVICE

T- 006989 TRANSIT PLANNING; SHORT RANGE TRANSIT PLAN- (CVTD) *
CACHE

Federal Aid
Match

\$0	\$0	\$0	\$0	\$250,000	\$250,000
\$0	\$0	\$0	\$0	\$200,000	\$200,000
\$0	\$0	\$0	\$0	\$50,000	\$50,000

T- 006990 EXPANSION BUSES - (DIXIE DMPO)*
DIXIE MPO PROJECTS

Federal Aid
Match

\$886,912	\$922,388	\$959,284	\$997,655	\$1,037,562	\$4,803,801
\$709,530	\$737,910	\$767,427	\$798,124	\$830,050	\$3,843,041
\$177,382	\$184,478	\$191,857	\$199,531	\$207,512	\$960,760

Fund FTASEC_5310

Program Description OGDEN/LAYTON URBANIZED AREA

T- 007028 O/L AREA - SPECIAL NEEDS FOR SENIORS & INDIVIDUALS WITH DISABILITIES
UTA WFRC PROJECT

Federal Aid
Match

\$66,341	\$67,668	\$69,021	\$70,401	\$145,054	\$418,485
\$53,073	\$54,134	\$55,217	\$56,321	\$116,043	\$334,788
\$13,268	\$13,534	\$13,804	\$14,080	\$29,011	\$83,697

T- 007898 O/L AREA - SPECIAL NEEDS FOR SENIORS & INDIVIDUALS WITH DISABILITIES
UTA WFRC PROJECT

Federal Aid
Match

\$317,088	\$323,429	\$329,898	\$336,495	\$693,315	\$2,000,225
\$253,670	\$258,743	\$263,918	\$269,196	\$554,652	\$1,600,180
\$63,418	\$64,686	\$65,980	\$67,299	\$138,663	\$400,045

Program Description PROVO/OREM URBANIZED AREA

T- 004375 UTA PROVO/OREM TRADITIONAL 5310 CAPITAL (MAG) *
UTA MAG PROJECT

Federal Aid
Match

\$237,099	\$241,841	\$246,678	\$251,611	\$518,420	\$1,495,649
\$189,679	\$193,473	\$197,342	\$201,289	\$414,736	\$1,196,519
\$47,420	\$48,368	\$49,336	\$50,322	\$103,684	\$299,130

Program Description SALT LAKE URBANIZED AREA

T- 006232 SL AREA - SPECIAL NEEDS FOR SENIORS & INDIVIDUALS WITH DISABILITIES
UTA WFRC PROJECT

Federal Aid
Match

\$494,161	\$504,045	\$514,126	\$524,409	\$1,080,493	\$3,117,234
\$395,329	\$403,236	\$411,301	\$419,527	\$864,394	\$2,493,787
\$98,832	\$100,809	\$102,825	\$104,882	\$216,099	\$623,447

Program Description SALT LAKE/OGDEN/LAYTON URBANIZED AREA

T- 007027 SL AREA - SPECIAL NEEDS FOR SENIORS & INDIVIDUALS WITH DISABILITIES
UTA WFRC PROJECT

Federal Aid
Match

\$109,766	\$11,963	\$114,201	\$116,485	\$240,006	\$592,422
\$87,813	\$9,570	\$91,361	\$93,188	\$192,005	\$473,937
\$21,953	\$2,393	\$22,840	\$23,297	\$48,001	\$118,484

Program Description TRANSIT - GREEN/ ENERGY REDUCTION GRANT

T- 006239 UTA PROVO/OREM OTHER 5310 CAPITAL (MAG) *
UTA MAG PROJECT

Federal Aid
Match

\$39,165	\$39,949	\$40,748	\$41,563	\$85,635	\$247,059
\$31,332	\$31,959	\$32,598	\$33,250	\$68,508	\$197,647
\$7,833	\$7,990	\$8,150	\$8,313	\$17,127	\$49,412

Fund FTASEC_5337

Program Description SALT LAKE/OGDEN/LAYTON URBANIZED AREA

T- 006176 UTA HIGH INTENSITY FIXED GUIDEWAY & MOTOR BUS STATE OF GOOD REPAIR
UTA WFRC PROJECT

Federal Aid
Match

\$21,663,133	\$26,789,150	\$29,673,413	\$29,956,778	\$61,117,820	\$169,200,293
\$17,330,506	\$21,431,320	\$23,738,730	\$23,965,422	\$48,894,256	\$135,360,234
\$4,332,627	\$5,357,830	\$5,934,683	\$5,991,356	\$12,223,564	\$33,840,059



DRAFT

DRAFT for Release for PUBLIC COMMENT

UDOT electronic Program Management Statewide Transportation Improvement Program



STIP 2019-2024

Report Run on: Sep 04, 2018, 05:59 A.M.

epm345_stip_report (Rev 1165)

TRANSIT:

Fund FTASEC_5339

Program Description LOGAN URBANIZED AREA

		2019	2020	2021	2022	CD	Total
T- 004293 REPLACEMENT FIXED ROUTE BUSES - (CVTD) *		\$0	\$1,305,000	\$0	\$2,325,000	\$2,377,500	\$6,007,500
CACHE	Federal Aid	\$0	\$1,044,000	\$0	\$1,860,000	\$1,902,000	\$4,806,000
	Match	\$0	\$261,000	\$0	\$465,000	\$475,500	\$1,201,500

T- 004297 FACILITY EXPANSION - (CVTD)*		\$0	\$1,000,000	\$1,000,000	\$1,000,000	\$1,000,000	\$4,000,000
CACHE	Federal Aid	\$0	\$800,000	\$800,000	\$800,000	\$800,000	\$3,200,000
	Match	\$0	\$200,000	\$200,000	\$200,000	\$200,000	\$800,000

T- 006223 SCHEDULING SOFTWARE - (CVTD) *		\$60,000	\$0	\$0	\$0	\$0	\$60,000
CACHE	Federal Aid	\$48,000	\$0	\$0	\$0	\$0	\$48,000
	Match	\$12,000	\$0	\$0	\$0	\$0	\$12,000

Program Description SALT LAKE/OGDEN/LAYTON URBANIZED AREA

T- 012630 BUS PURCHASES *		\$0	\$0	\$3,940,291	\$3,979,694	\$8,199,761	\$16,119,746
UTA WFRC PROJECT	Federal Aid	\$0	\$0	\$3,152,233	\$3,183,755	\$6,559,809	\$12,895,797
	Match	\$0	\$0	\$788,058	\$795,939	\$1,639,952	\$3,223,949

Program Description ST. GEORGE URBANIZED AREA

T- 013360 BUS FACILITIES (DIXIE MPO)		\$200,000	\$208,000	\$216,320	\$224,973	\$233,972	\$1,083,265
DIXIE MPO PROJECTS	Federal Aid	\$160,000	\$166,400	\$173,056	\$179,978	\$187,178	\$866,612
	Match	\$40,000	\$41,600	\$43,264	\$44,995	\$46,794	\$216,653

T- 013361 REPLACEMENT BUSES - (DIXIE MPO)		\$443,456	\$461,194	\$479,642	\$498,828	\$518	\$1,883,638
DIXIE MPO PROJECTS	Federal Aid	\$354,765	\$368,955	\$383,714	\$399,062	\$414	\$1,506,910
	Match	\$88,691	\$92,239	\$95,928	\$99,766	\$104	\$376,728

T- 013362 EXPANSION BUSES - (DIXIE MPO)		\$886,912	\$922,388	\$956,284	\$997,655	\$1,037,562	\$4,800,801
DIXIE MPO PROJECTS	Federal Aid	\$709,530	\$737,910	\$765,027	\$798,124	\$830,050	\$3,840,641
	Match	\$177,382	\$184,478	\$191,257	\$199,531	\$207,512	\$960,160

Fund FTA_5307_50%

Program Description LOGAN URBANIZED AREA

T- 004290 OPERATING ASSISTANCE - (CVTD) *		\$2,400,000	\$2,400,000	\$2,600,000	\$2,600,000	\$5,400,000	\$15,400,000
CACHE	Federal Aid	\$1,200,000	\$1,200,000	\$1,300,000	\$1,300,000	\$2,700,000	\$7,700,000
	Match	\$1,200,000	\$1,200,000	\$1,300,000	\$1,300,000	\$2,700,000	\$7,700,000

T- 004295 SECURITY CONTRACTS & EQUIPMENT- (CVTD) *		\$48,000	\$48,000	\$48,000	\$48,000	\$96,000	\$288,000
CACHE	Federal Aid	\$24,000	\$24,000	\$24,000	\$24,000	\$48,000	\$144,000
	Match	\$24,000	\$24,000	\$24,000	\$24,000	\$48,000	\$144,000

T- 006222 MAINTAIN SECURITY CONTRACT - (CVTD) *		\$48,000	\$48,000	\$48,000	\$48,000	\$96,000	\$288,000
CACHE	Federal Aid	\$24,000	\$24,000	\$24,000	\$24,000	\$48,000	\$144,000
	Match	\$24,000	\$24,000	\$24,000	\$24,000	\$48,000	\$144,000

Program Description ST. GEORGE URBANIZED AREA

T- 004344 OPERATING ASSISTANCE (DIXIE MPO)*		\$1,240,000	\$1,289,600	\$1,341,184	\$1,394,831	\$1,450,625	\$6,716,240
DIXIE MPO PROJECTS	Federal Aid	\$620,000	\$644,800	\$670,592	\$697,416	\$725,313	\$3,358,120
	Match	\$620,000	\$644,800	\$670,592	\$697,416	\$725,313	\$3,358,120



DRAFT

DRAFT for Release for PUBLIC COMMENT

UDOT electronic Program Management

Statewide Transportation Improvement Program



STIP 2019-2024

Report Run on: Sep 04, 2018, 05:59 A.M.

epm345_stip_report (Rev 1165)

TRANSIT:

Fund FTA_5310_100

Program Description OGDEN/LAYTON URBANIZED AREA

T- 010589 O/L AREA - SPECIAL NEEDS FOR SENIORS & INDIVIDUALS WITH DISABILITIES		\$37,721	\$38,475	\$39,245	\$40,029	\$82,477	\$237,947
UTA WFRC PROJECT	Federal Aid	\$37,721	\$38,475	\$39,245	\$40,029	\$82,477	\$237,947
	Match	\$0	\$0	\$0	\$0	\$0	\$0

Program Description PROVO/OREM URBANIZED AREA

T- 004372 UTA PROVO/OREM 5310 ADMINISTRATION (MAG) *		\$25,186	\$25,690	\$26,204	\$26,728	\$55,071	\$158,879
UTA MAG PROJECT	Federal Aid	\$25,186	\$25,690	\$26,204	\$26,728	\$55,071	\$158,879
	Match	\$0	\$0	\$0	\$0	\$0	\$0

Program Description SALT LAKE URBANIZED AREA

T- 010588 SL AREA - SPECIAL NEEDS FOR SENIORS & INDIVIDUALS WITH DISABILITIES		\$67,862	\$69,219	\$70,603	\$72,016	\$148,381	\$428,081
UTA WFRC PROJECT	Federal Aid	\$67,862	\$69,219	\$70,603	\$72,016	\$148,381	\$428,081
	Match	\$0	\$0	\$0	\$0	\$0	\$0

Fund FTA_5310_50

Program Description OGDEN/LAYTON URBANIZED AREA

T- 013350 O/L AREA - SPECIAL NEEDS FOR SENIORS & INDIVIDUALS WITH DISABILITIES		\$65,488	\$66,798	\$68,134	\$69,496	\$143,190	\$413,106
UTA WFRC PROJECT	Federal Aid	\$32,744	\$33,399	\$34,067	\$34,748	\$71,595	\$206,553
	Match	\$32,744	\$33,399	\$34,067	\$34,748	\$71,595	\$206,553

Program Description PROVO/OREM URBANIZED AREA

T- 004354 UTA PROVO/OREM 5310 OPERATIONS (MAG) *		\$11,318	\$11,544	\$11,774	\$12,010	\$24,746	\$71,392
UTA MAG PROJECT	Federal Aid	\$5,659	\$5,772	\$5,887	\$6,005	\$12,373	\$35,696
	Match	\$5,659	\$5,772	\$5,887	\$6,005	\$12,373	\$35,696

Program Description RURAL PUBLIC TRANSIT PROGRAM

T- 010404 CACHE EMPLOYMENT TRAINING CNTR: OPERATING (SMALL URBAN) *		\$351,438	\$142,126	\$148,522	\$0	\$0	\$642,086
UTAH DEPT. OF TRANSPORTATION	Federal Aid	\$175,719	\$71,063	\$74,261	\$0	\$0	\$321,043
	Match	\$175,719	\$71,063	\$74,261	\$0	\$0	\$321,043

T- 011390 CACHE EMPLOYMENT TRAINING CNTR: OPERATING (RURAL) *		\$0	\$0	\$94,080	\$0	\$0	\$94,080
UTAH DEPT. OF TRANSPORTATION	Federal Aid	\$0	\$0	\$47,040	\$0	\$0	\$47,040
	Match	\$0	\$0	\$47,040	\$0	\$0	\$47,040

Program Description SALT LAKE URBANIZED AREA

T- 008178 SL AREA - SPECIAL NEEDS FOR SENIORS & INDIVIDUALS WITH DISABILITIES		\$255,296	\$260,402	\$265,610	\$270,922	\$558,206	\$1,610,436
UTA WFRC PROJECT	Federal Aid	\$127,648	\$130,201	\$132,805	\$135,461	\$279,103	\$805,218
	Match	\$127,648	\$130,201	\$132,805	\$135,461	\$279,103	\$805,218

Program Description TRANSIT - SMALL URBAN

T- 010403 RED ROCK CENTER FOR INDEPENDENCE: CAPITAL - ADA VAN		\$0	\$0	\$8,500	\$0	\$0	\$8,500
UTAH DEPT. OF TRANSPORTATION	Federal Aid	\$0	\$0	\$4,250	\$0	\$0	\$4,250
	Match	\$0	\$0	\$4,250	\$0	\$0	\$4,250



DRAFT

DRAFT for Release for PUBLIC COMMENT

UDOT electronic Program Management

Statewide Transportation Improvement Program



STIP 2019-2024

Report Run on: Sep 04, 2018, 05:59 A.M.

epm345_stip_report (Rev 1165)

TRANSIT:

Fund FTA_5310_80

Program Description RURAL PUBLIC TRANSIT PROGRAM

		2019	2020	2021	2022	CD	Total
T- 010399 GARFIELD CO. SENIORS: 22' ADA BUS REPLACEMENT *		\$68,750	\$0	\$0	\$0	\$0	\$68,750
UTAH DEPT. OF TRANSPORTATION	Federal Aid	\$55,000	\$0	\$0	\$0	\$0	\$55,000
	Match	\$13,750	\$0	\$0	\$0	\$0	\$13,750
T- 010452 CACHE EMPLOYMENT TRAINING CNTR: 22' ADA BUS REPLACEMENT *		\$168,750	\$122,318	\$70,000	\$0	\$0	\$361,068
UTAH DEPT. OF TRANSPORTATION	Federal Aid	\$135,000	\$97,854	\$56,000	\$0	\$0	\$288,854
	Match	\$33,750	\$24,464	\$14,000	\$0	\$0	\$72,214
T- 010603 SIX COUNTY AOG - CAPITAL - MOBILITY MANAGEMENT *		\$25,000	\$18,750	\$0	\$0	\$0	\$43,750
UTAH DEPT. OF TRANSPORTATION	Federal Aid	\$20,000	\$15,000	\$0	\$0	\$0	\$35,000
	Match	\$5,000	\$3,750	\$0	\$0	\$0	\$8,750
T- 011388 FIVE COUNTY AOG: MOBILITY MNGT (SMALL URBAN) *		\$148,655	\$50,000	\$16,345	\$0	\$0	\$215,000
UTAH DEPT. OF TRANSPORTATION	Federal Aid	\$118,924	\$40,000	\$13,076	\$0	\$0	\$172,000
	Match	\$29,731	\$10,000	\$3,269	\$0	\$0	\$43,000
T- 011391 FIVE COUNTY AOG; MOBILITY MNGT (RURAL) *		\$6,896	\$0	\$17,500	\$0	\$0	\$24,396
UTAH DEPT. OF TRANSPORTATION	Federal Aid	\$5,516	\$0	\$14,000	\$0	\$0	\$19,516
	Match	\$1,379	\$0	\$3,500	\$0	\$0	\$4,879
T- 011392 TOOELE COUNTY; CAPITAL - MOBILITY MANAGEMENT *		\$232,608	\$95,380	\$58,066	\$0	\$0	\$386,054
UTAH DEPT. OF TRANSPORTATION	Federal Aid	\$186,086	\$76,304	\$46,453	\$0	\$0	\$308,843
	Match	\$46,522	\$19,076	\$11,613	\$0	\$0	\$77,211
T- 011396 BEAR RIVER AOG; MOBILITY MANAGEMENT (SMALL URBAN) *		\$110,000	\$62,500	\$0	\$0	\$0	\$172,500
UTAH DEPT. OF TRANSPORTATION	Federal Aid	\$88,000	\$50,000	\$0	\$0	\$0	\$138,000
	Match	\$22,000	\$12,500	\$0	\$0	\$0	\$34,500
T- 011397 BEAR RIVER AOG; MOBILITY MANAGEMENT (RURAL)		\$21,300	\$0	\$0	\$0	\$0	\$21,300
UTAH DEPT. OF TRANSPORTATION	Federal Aid	\$17,040	\$0	\$0	\$0	\$0	\$17,040
	Match	\$4,260	\$0	\$0	\$0	\$0	\$4,260
T- 011402 WASHINGTON COUNTY SENIORS; 22' ADA BUS REPLACEMENT (SMALL URE		\$0	\$0	\$139,163	\$0	\$0	\$139,163
UTAH DEPT. OF TRANSPORTATION	Federal Aid	\$0	\$0	\$111,330	\$0	\$0	\$111,330
	Match	\$0	\$0	\$27,833	\$0	\$0	\$27,833
T- 011404 UBAOG; MOBILITY MANAGEMENT (RURAL)		\$68,750	\$63,148	\$38,536	\$0	\$0	\$170,434
UTAH DEPT. OF TRANSPORTATION	Federal Aid	\$55,000	\$50,518	\$30,829	\$0	\$0	\$136,347
	Match	\$13,750	\$12,630	\$7,707	\$0	\$0	\$34,087
T- 013335 SOUTHWEST B.H. - CAPITAL - MV1 REPLACEMENT *		\$0	\$0	\$0	\$0	\$0	\$0
UTAH DEPT. OF TRANSPORTATION	Federal Aid	\$0	\$0	\$0	\$0	\$0	\$0
	Match	\$0	\$0	\$0	\$0	\$0	\$0
T- 013337 BEAVER - CAPITAL - 22' ADA BUS REPLACEMENT *		\$0	\$68,750	\$0	\$0	\$0	\$68,750
UTAH DEPT. OF TRANSPORTATION	Federal Aid	\$0	\$55,000	\$0	\$0	\$0	\$55,000
	Match	\$0	\$13,750	\$0	\$0	\$0	\$13,750
Program Description TRANSIT - RURAL							
T- 010397 FOUR CORNERS: CAPITAL 22' ADA BUS (RURAL)		\$0	\$68,750	\$0	\$0	\$0	\$68,750
UTAH DEPT. OF TRANSPORTATION	Federal Aid	\$0	\$55,000	\$0	\$0	\$0	\$55,000
	Match	\$0	\$13,750	\$0	\$0	\$0	\$13,750



DRAFT

DRAFT for Release for PUBLIC COMMENT

UDOT electronic Program Management

Statewide Transportation Improvement Program



STIP 2019-2024

Report Run on: Sep 04, 2018, 05:59 A.M.

epm345_stip_report (Rev 1165)

TRANSIT:		2019	2020	2021	2022	CD	Total
Fund FTA_5310_80							
Program Description TRANSIT - RURAL							
T- 010600 UINTAH SERVICE DISTRICT - CAPITAL - 22' ADA BUS REPLACEMENT *		\$0	\$0	\$0	\$0	\$0	\$0
UTAH DEPT. OF TRANSPORTATION	Federal Aid	\$0	\$0	\$0	\$0	\$0	\$0
	Match	\$0	\$0	\$0	\$0	\$0	\$0
Fund FTA_5311_50%							
Program Description RURAL PUBLIC TRANSIT PROGRAM							
T- 010413 ELEVATED TRANSIT (ICB) - OPERATING		\$0	\$0	\$0	\$0	\$0	\$0
UTAH DEPT. OF TRANSPORTATION	Federal Aid	\$0	\$0	\$0	\$0	\$0	\$0
	Match	\$0	\$0	\$0	\$0	\$0	\$0
T- 010428 PARK CITY TRANSIT: OPERATING *		\$8,518,984	\$4,396,700	\$6,296,418	\$0	\$0	\$19,212,102
UTAH DEPT. OF TRANSPORTATION	Federal Aid	\$4,259,492	\$2,198,350	\$3,148,209	\$0	\$0	\$9,606,051
	Match	\$4,259,492	\$2,198,350	\$3,148,209	\$0	\$0	\$9,606,051
T- 010440 UINTAH BASIN AOG: OPERATING *		\$367,490	\$367,490	\$325,000	\$0	\$0	\$1,059,980
UTAH DEPT. OF TRANSPORTATION	Federal Aid	\$183,745	\$183,745	\$162,500	\$0	\$0	\$529,990
	Match	\$183,745	\$183,745	\$162,500	\$0	\$0	\$529,990
T- 010593 CACHE VALLEY TRANSIT DISTRICT - OPERATING *		\$392,590	\$392,590	\$624,000	\$0	\$0	\$1,409,180
UTAH DEPT. OF TRANSPORTATION	Federal Aid	\$196,295	\$196,295	\$312,000	\$0	\$0	\$704,590
	Match	\$196,295	\$196,295	\$312,000	\$0	\$0	\$704,590
T- 013332 CEDAR CITY CORPORATION - OPERATING *		\$0	\$104,000	\$147,000	\$0	\$0	\$251,000
UTAH DEPT. OF TRANSPORTATION	Federal Aid	\$0	\$52,000	\$73,500	\$0	\$0	\$125,500
	Match	\$0	\$52,000	\$73,500	\$0	\$0	\$125,500
Program Description TRANSIT - RURAL							
T- 010412 GREYHOUND: (ICB) OPERATING *		\$1,353,400	\$676,700	\$676,700	\$0	\$0	\$2,706,800
UTAH DEPT. OF TRANSPORTATION	Federal Aid	\$676,700	\$338,350	\$338,350	\$0	\$0	\$1,353,400
	Match	\$676,700	\$338,350	\$338,350	\$0	\$0	\$1,353,400



DRAFT

DRAFT for Release for PUBLIC COMMENT

UDOT electronic Program Management

Statewide Transportation Improvement Program



STIP 2019-2024

Report Run on: Sep 04, 2018, 05:59 A.M.

epm345_stip_report (Rev 1165)

TRANSIT:

Fund FTA_5311_80

Program Description RURAL PUBLIC TRANSIT PROGRAM

		2019	2020	2021	2022	CD	Total
T- 010408 CEDAR CITY CORPORATION: BUS (RURAL) *		\$66,500	\$0	\$0	\$0	\$0	\$66,500
UTAH DEPT. OF TRANSPORTATION	Federal Aid	\$53,200	\$0	\$0	\$0	\$0	\$53,200
	Match	\$13,300	\$0	\$0	\$0	\$0	\$13,300
T- 010409 PARK CITY TRANSIT: CONSTRUCTION *		\$4,887,479	\$0	\$0	\$0	\$0	\$4,887,479
UTAH DEPT. OF TRANSPORTATION	Federal Aid	\$3,909,983	\$0	\$0	\$0	\$0	\$3,909,983
	Match	\$977,496	\$0	\$0	\$0	\$0	\$977,496
T- 010427 UINTAH BASIN AOG: PROJECT ADMINISTRATION *		\$255,531	\$255,531	\$179,201	\$0	\$0	\$690,263
UTAH DEPT. OF TRANSPORTATION	Federal Aid	\$204,425	\$204,425	\$143,361	\$0	\$0	\$552,210
	Match	\$51,106	\$51,106	\$35,840	\$0	\$0	\$138,053
T- 010594 CACHE VALLEY TRANSIT; ADMINISTRATION *		\$256,869	\$256,869	\$238,000	\$0	\$0	\$751,738
UTAH DEPT. OF TRANSPORTATION	Federal Aid	\$205,495	\$205,495	\$190,400	\$0	\$0	\$601,390
	Match	\$51,374	\$51,374	\$47,600	\$0	\$0	\$150,348
T- 010596 CEDAR CITY CORPORATION - CONSTRUCTION *		\$0	\$0	\$10,800	\$0	\$0	\$10,800
UTAH DEPT. OF TRANSPORTATION	Federal Aid	\$0	\$0	\$8,640	\$0	\$0	\$8,640
	Match	\$0	\$0	\$2,160	\$0	\$0	\$2,160
T- 010597 PARK CITY TRANSIT - PROJECT ADMIN *		\$249,161	\$133,275	\$173,545	\$0	\$0	\$555,981
UTAH DEPT. OF TRANSPORTATION	Federal Aid	\$199,329	\$106,620	\$138,836	\$0	\$0	\$444,785
	Match	\$49,832	\$26,655	\$34,709	\$0	\$0	\$111,196
T- 010598 PARK CITY TRANSIT -CAPITAL - BUSES/EQUIPMENT *		\$0	\$1,973,815	\$670,805	\$0	\$0	\$2,644,620
UTAH DEPT. OF TRANSPORTATION	Federal Aid	\$0	\$1,579,052	\$536,644	\$0	\$0	\$2,115,696
	Match	\$0	\$394,763	\$134,161	\$0	\$0	\$528,924
T- 011403 UBAOG; CAPITAL BUSES (RURAL AREAS)*		\$406,250	\$0	\$24,000	\$0	\$0	\$430,250
UTAH DEPT. OF TRANSPORTATION	Federal Aid	\$325,000	\$0	\$19,200	\$0	\$0	\$344,200
	Match	\$81,250	\$0	\$4,800	\$0	\$0	\$86,050
T- 013331 CEDAR CITY CORPORATION - PROJECT ADMINISTRATION *		\$0	\$50,000	\$42,000	\$0	\$0	\$92,000
UTAH DEPT. OF TRANSPORTATION	Federal Aid	\$0	\$40,000	\$33,600	\$0	\$0	\$73,600
	Match	\$0	\$10,000	\$8,400	\$0	\$0	\$18,400
T- 013333 FIVE COUNTY AOG; CAPITAL - MOBILITY MANAGEMENT *		\$12,500	\$12,500	\$0	\$0	\$0	\$25,000
UTAH DEPT. OF TRANSPORTATION	Federal Aid	\$10,000	\$10,000	\$0	\$0	\$0	\$20,000
	Match	\$2,500	\$2,500	\$0	\$0	\$0	\$5,000
T- 013334 TOOELE COUNTY - CAPITAL - MOBILIBY MANAGEMENT *		\$168,750	\$87,500	\$54,066	\$0	\$0	\$310,316
UTAH DEPT. OF TRANSPORTATION	Federal Aid	\$135,000	\$70,000	\$43,253	\$0	\$0	\$248,253
	Match	\$33,750	\$17,500	\$10,813	\$0	\$0	\$62,063



DRAFT

DRAFT for Release for PUBLIC COMMENT

UDOT electronic Program Management

Statewide Transportation Improvement Program



STIP 2019-2024

Report Run on: Sep 04, 2018, 05:59 A.M.

epm345_stip_report (Rev 1165)

TRANSIT:

Fund FTA_5339_80

Program Description RURAL PUBLIC TRANSIT PROGRAM

T- 004300 PARK CITY - CAPITAL - BUSES/EQUIPMENT *		\$2,807,910	\$430,000	\$2,187,500	\$0	\$0	\$5,425,410
UTAH DEPT. OF TRANSPORTATION	Federal Aid	\$2,246,328	\$344,000	\$1,750,000	\$0	\$0	\$4,340,328
	Match	\$561,582	\$86,000	\$437,500	\$0	\$0	\$1,085,082

T- 010406 CACHE VALLEY TRANSIT: CAPITAL - BUSES (SMALL URBAN)*		\$753,708	\$376,854	\$376,854	\$0	\$0	\$1,507,415
UTAH DEPT. OF TRANSPORTATION	Federal Aid	\$602,966	\$301,483	\$301,483	\$0	\$0	\$1,205,932
	Match	\$150,742	\$75,371	\$75,371	\$0	\$0	\$301,483

Program Description TRANSIT - SMALL URBAN

T- 012444 CACHE VALLEY TRANSIT - CAPITAL - BUSES (STATEWIDE)*		\$1,567,090	\$0	\$0	\$0	\$0	\$1,567,090
UTAH DEPT. OF TRANSPORTATION	Federal Aid	\$1,253,672	\$0	\$0	\$0	\$0	\$1,253,672
	Match	\$313,418	\$0	\$0	\$0	\$0	\$313,418

Program Description TRANSIT - STATEWIDE

T- 013328 UTAH TRANSIT AUTHORITY- BUS FACILITY ACQUISITION/REHAB*		\$0	\$1,757,500	\$0	\$0	\$0	\$1,757,500
UTAH DEPT. OF TRANSPORTATION	Federal Aid	\$0	\$1,406,000	\$0	\$0	\$0	\$1,406,000
	Match	\$0	\$351,500	\$0	\$0	\$0	\$351,500



DRAFT

DRAFT for Release for PUBLIC COMMENT

UDOT electronic Program Management

Statewide Transportation Improvement Program



STIP 2019-2024

Report Run on: Sep 04, 2018, 05:59 A.M.

epm345_stip_report (Rev 1165)

TRANSIT:

Fund FTA_ILL

Program Description SALT LAKE/OGDEN/LAYTON URBANIZED AREA

		2019	2020	2021	2022	CD	Total
T- 007021 TRANSIT ORIENTED DEVELOPMENT INFRASTRUCTURE *		\$0	\$0	\$0	\$6,250,000	\$6,250,000	\$12,500,000
UTA WFRM PROJECT	Federal Aid	\$0	\$0	\$0	\$5,000,000	\$5,000,000	\$10,000,000
	Match	\$0	\$0	\$0	\$1,250,000	\$1,250,000	\$2,500,000

T- 007026 MOUNTAIN VIEW CORRIDOR (5600 WEST BRT PROJECT) *		\$7,500,000	\$25,000,000	\$75,000,000	\$43,750,000	\$15,750,000	\$167,000,000
UTA WFRM PROJECT	Federal Aid	\$6,000,000	\$20,000,000	\$60,000,000	\$35,000,000	\$12,600,000	\$133,600,000
	Match	\$1,500,000	\$5,000,000	\$15,000,000	\$8,750,000	\$3,150,000	\$33,400,000

T- 007029 ELECTRIC CHARGING STATIONS AT TWO PARK AND RIDE LOTS *		\$62,500	\$0	\$0	\$125,000	\$125,000	\$312,500
UTA WFRM PROJECT	Federal Aid	\$50,000	\$0	\$0	\$100,000	\$100,000	\$250,000
	Match	\$12,500	\$0	\$0	\$25,000	\$25,000	\$62,500

Program Description TRANSIT - NEW CONSTRUCTION (UNFUNDED)

T- 004279 DRAPER INTO UTAH COUNTY LIGHT RAIL (SL CO. PORTION ONLY) *		\$0	\$0	\$0	\$0	\$345,000,000	\$345,000,000
UTA WFRM PROJECT	Federal Aid	\$0	\$0	\$0	\$0	\$276,000,000	\$276,000,000
	Match	\$0	\$0	\$0	\$0	\$69,000,000	\$69,000,000

T- 004280 OGDEN BDO FR STATION W/ELXLUSIVE TRACK FROM OGDEN INTERMODAL		\$0	\$0	\$0	\$10,000,000	\$10,000,000	\$20,000,000
UTA WFRM PROJECT	Federal Aid	\$0	\$0	\$0	\$8,000,000	\$8,000,000	\$16,000,000
	Match	\$0	\$0	\$0	\$2,000,000	\$2,000,000	\$4,000,000

T- 006367 TAYLORSVILLE/MURRAY TRANSIT IMPROVEMENTS *		\$0	\$52,000,000	\$0	\$0	\$0	\$52,000,000
UTA WFRM PROJECT	Federal Aid	\$0	\$41,600,000	\$0	\$0	\$0	\$41,600,000
	Match	\$0	\$10,400,000	\$0	\$0	\$0	\$10,400,000

T- 007135 PLEASANT VIEW TO BRIGHAM CITY CORRIDOR PRESERVATION 14.7 MILES		\$0	\$0	\$0	\$0	\$17,500,000	\$17,500,000
UTA WFRM PROJECT	Federal Aid	\$0	\$0	\$0	\$0	\$14,000,000	\$14,000,000
	Match	\$0	\$0	\$0	\$0	\$3,500,000	\$3,500,000

T- 007892 AMTRAK STATION BUILDING CONSTRUCTION *		\$0	\$0	\$0	\$1,000,000	\$0	\$1,000,000
UTA WFRM PROJECT	Federal Aid	\$0	\$0	\$0	\$800,000	\$0	\$800,000
	Match	\$0	\$0	\$0	\$200,000	\$0	\$200,000

T- 007893 CLEARFIELD CIRCULATORS *		\$0	\$0	\$3,000,000	\$0	\$0	\$3,000,000
UTA WFRM PROJECT	Federal Aid	\$0	\$0	\$2,400,000	\$0	\$0	\$2,400,000
	Match	\$0	\$0	\$600,000	\$0	\$0	\$600,000

T- 007894 SOUTHWEST SALT LAKE COUNTY PROJECT CORRIDOR PRESERVATION *		\$0	\$0	\$0	\$3,750,000	\$0	\$3,750,000
UTA WFRM PROJECT	Federal Aid	\$0	\$0	\$0	\$3,000,000	\$0	\$3,000,000
	Match	\$0	\$0	\$0	\$750,000	\$0	\$750,000

T- 007895 SANDY/SOUTH JORDAN CIRCULATOR *		\$0	\$0	\$0	\$18,750,000	\$0	\$18,750,000
UTA WFRM PROJECT	Federal Aid	\$0	\$0	\$0	\$15,000,000	\$0	\$15,000,000
	Match	\$0	\$0	\$0	\$3,750,000	\$0	\$3,750,000

T- 007899 SOUTH DAVIS TRANSIT IMPLEMENTATION *		\$0	\$0	\$5,000,000	\$37,500,000	\$37,500,000	\$80,000,000
UTA WFRM PROJECT	Federal Aid	\$0	\$0	\$4,000,000	\$30,000,000	\$30,000,000	\$64,000,000
	Match	\$0	\$0	\$1,000,000	\$7,500,000	\$7,500,000	\$16,000,000

Program Description TRANSIT - NEW SERVICE



DRAFT

DRAFT for Release for PUBLIC COMMENT

UDOT electronic Program Management

Statewide Transportation Improvement Program



STIP 2019-2024

Report Run on: Sep 04, 2018, 05:59 A.M.

epm345_stip_report (Rev 1165)

TRANSIT:

Fund FTA_ILL

Program Description TRANSIT - NEW SERVICE

		2019	2020	2021	2022	CD	Total
T- 004272 CLEAN FUELS BUS PROGRAM OR CNG REPLACEMENT BUSES & RELATED		\$0	\$0	\$9,734,400	\$10,123,776	\$10,528,728	\$30,386,904
UTA WFRC PROJECT	Federal Aid	\$0	\$0	\$7,787,520	\$8,099,021	\$8,422,982	\$24,309,523
	Match	\$0	\$0	\$1,946,880	\$2,024,755	\$2,105,746	\$6,077,381
T- 004311 INTELLIGENT TRANSPORTATION SYSTEMS *		\$0	\$10,000,000	\$10,000,000	\$10,000,000	\$0	\$30,000,000
UTA WFRC PROJECT	Federal Aid	\$0	\$8,000,000	\$8,000,000	\$8,000,000	\$0	\$24,000,000
	Match	\$0	\$2,000,000	\$2,000,000	\$2,000,000	\$0	\$6,000,000
T- 005163 3500 SOUTH BUS RAPID TRANSIT (BRT) PHASE III *		\$0	\$0	\$4,000,000	\$4,000,000	\$4,000,000	\$12,000,000
UTA WFRC PROJECT	Federal Aid	\$0	\$0	\$3,200,000	\$3,200,000	\$3,200,000	\$9,600,000
	Match	\$0	\$0	\$800,000	\$800,000	\$800,000	\$2,400,000

Program Description TRANSIT - UTAH COUNTY SERVICE AREA

T- 004376 UTA OREM 800 SOUTH HOV INTERCHANGE & MULTI-MODAL OVERPASS (M		\$0	\$0	\$0	\$0	\$56,250,000	\$56,250,000
UTA MAG PROJECT	Federal Aid	\$0	\$0	\$0	\$0	\$45,000,000	\$45,000,000
	Match	\$0	\$0	\$0	\$0	\$11,250,000	\$11,250,000
T- 006237 UTA COMMUTER RAIL EXTENSION TO PAYSON (MAG)		\$0	\$0	\$0	\$0	\$62,500,000	\$62,500,000
UTA MAG PROJECT	Federal Aid	\$0	\$0	\$0	\$0	\$50,000,000	\$50,000,000
	Match	\$0	\$0	\$0	\$0	\$12,500,000	\$12,500,000
T- 011418 UTA LRT STATION PROPERTY PRESERVATION (MAG) *		\$0	\$0	\$6,250,000	\$0	\$0	\$6,250,000
UTA MAG PROJECT	Federal Aid	\$0	\$0	\$5,000,000	\$0	\$0	\$5,000,000
	Match	\$0	\$0	\$1,250,000	\$0	\$0	\$1,250,000
T- 011419 UTA DRAPER INT UTAH COUNTY LIGHT RAIL LINE (UTAH CO. ONLY) (MAG)		\$0	\$0	\$0	\$0	\$187,500,000	\$187,500,000
UTA MAG PROJECT	Federal Aid	\$0	\$0	\$0	\$0	\$150,000,000	\$150,000,000
	Match	\$0	\$0	\$0	\$0	\$37,500,000	\$37,500,000
T- 011509 UTA LEHI TO EAGLE MOUNTAIN, FIXED GUIDEWAY ROW PRESERVATION (M		\$0	\$0	\$2,500,000	\$0	\$0	\$2,500,000
UTA MAG PROJECT	Federal Aid	\$0	\$0	\$2,000,000	\$0	\$0	\$2,000,000
	Match	\$0	\$0	\$500,000	\$0	\$0	\$500,000

Fund LOCAL_GOV

Program Description SALT LAKE/OGDEN/LAYTON URBANIZED AREA

T- 004339 REPLACE PARATRANSIT VEHICLES & RELATED EQUIPMENT; APPROX 29 PI		\$5,902,130	\$6,115,850	\$5,937,380	\$6,859,180	\$14,132,655	\$38,947,195
WFRC UTA PROJECT	Federal Aid	\$0	\$0	\$0	\$0	\$0	\$0
	Match	\$0	\$0	\$0	\$0	\$0	\$0
T- 006457 PURCHASE AND REPLACE CLEAN FUEL BUSES AND RELATED EQUIP; APP		\$27,128,720	\$20,238,440	\$22,374,124	\$21,679,925	\$44,669,318	\$136,090,527
WFRC UTA PROJECT	Federal Aid	\$0	\$0	\$0	\$0	\$0	\$0
	Match	\$0	\$0	\$0	\$0	\$0	\$0