

Dawn Ramsey, Chair
Mayor, South Jordan

Bob Stevenson, Vice Chair
Commissioner, Davis County

Dirk Burton
Mayor, West Jordan

Mike Caldwell
Mayor, Ogden

Robert Dahle
Mayor, Holladay

Robert Dandoy
Mayor, Roy

Gage Froerer
Commissioner, Weber County

Jim Harvey
Commissioner, Weber County

Erin Mendenhall
Mayor, Salt Lake City

Mike Newton
Commissioner, Morgan County

Kristie Overson
Mayor, Taylorsville

Lee Perry
Commissioner, Box Elder County

Joy Petro
Mayor, Layton

Mark Shepherd
Mayor, Clearfield

Jeff Silvestrini
Mayor, Millcreek

Brandon Stanger
Mayor, Clinton

Scott Wardle
Councilmember, Tooele County

Jenny Wilson
Mayor, Salt Lake County

Aimee Winder Newton
Councilmember, Salt Lake County

Senator Wayne Harper
Utah State Senate

Representative Mike Schultz
Utah House of Representatives

Carlton Christensen
Utah Transit Authority

Carlos Bracerias
Utah Department of Transportation

Troy Walker
Utah League of Cities and Towns

Lorene Kamalu
Utah Association of Counties

Ari Bruening
Envision Utah

Laura Hanson
State Planning Coordinator

Andrew Gruber
Executive Director



Transportation Coordinating Committee (Trans Com) Agenda

A meeting of Trans Com will be held on **Thursday, February 16, 2023 at 2:00pm** at WFRC, 41 N Rio Grande Street, Salt Lake City, UT, and via Zoom. To join the meeting via Zoom [CLICK HERE](#). Meeting ID: 846 8808 6589; Passcode 313356. For mobile connectivity dial: 1-719-359-4580.

The agenda will be as follows:

1. **ACTION:**
 - Approval of [Minutes](#) for November 3, 2022
 - Approval of [Minutes](#) for November 21, 2022
2. **Chair's Report**
 - a. Legislative Update
3. **Public Comment**
4. [Trans Com Roles and Responsibilities and Schedule for 2023](#)
5. **Transportation Improvement Program (TIP)**
 - a. [Report: Staff Modifications to the 2023-2028 TIP](#)
 - b. [Report: Board Modifications to the 2023-2028 TIP](#)
 - c. [ACTION: Board Modifications to the 2023-2028 TIP](#)
 - d. [Review of Fiscal Year 2022 obligation of federal highway and transit funds](#)
6. [Safe Streets and Roads for All \(SS4A\) Update](#)
7. **Other Business**
8. [Overview](#) of Utah Open and Public Meetings Act
9. **Adjournment**

Upcoming Events:

- WFRC New Committee Member Orientation, Thursday, February 23, 2023, 1:30-3:00pm
- 2023 Legislative Session, WFRC update meetings, Thursdays 8-9am, through March 2.
- WFRC Council Meeting, Thursday, March 23, 2023

Informational materials can be located on WFRC's website at www.wfrc.org.

Wasatch Front Regional Council is an Equal Opportunity program. Public participation is solicited without regard to age, sex, disability, race, color or national origin. Auxiliary aids or translation services are available upon request by contacting WFRC's Title VI Administrator. Call 801-363-4250 (hearing impaired individuals may use Relay Utah by dialing 711) or email apearson@wfrc.org at least 72 hours in advance.

Wasatch Front Regional Council is holding public meetings in-person in its office, with a virtual option. Interested attendees are encouraged to visit www.wfrc.org/committees for more information.

Wasatch Front Regional Council es una organización de Oportunidad Igual. Se solicita la participación del público, sin importar la edad, el sexo, la discapacidad, la raza, color o nacionalidad. Personas que requieren servicios de traducción deben contactar al Administrador de Título VI de WFRC por teléfono a 801-363-4250 (personas con discapacidad auditiva pueden llamar a Spanish Relay Utah - 1-888-346-3162) o por correo electrónico apearson@wfrc.org, por lo menos 72 horas antes de la reunión.

Wasatch Front Regional Council está teniendo las reuniones públicas en persona en la oficina, con la opción de atender virtualmente. Personas interesadas en atender, pueden visitar www.wfrc.org/committees para obtener más información.

DATE: February 9, 2023
AGENDA ITEM: 4
SUBJECT: Trans Com Roles and Responsibilities and Schedule for 2023
PREPARED BY: Wayne Bennion, Director of Short Range Planning

BACKGROUND:

The Transportation Coordinating Committee (Trans Com) was created by agreement (most recent version attached) between the Wasatch Front Regional Council, the Utah Department of Transportation, and the Utah Transit Authority to facilitate collaboration among local governments and with transportation agencies. Trans Com acts as the policy advisory committee to the Regional Council regarding the programming of funds through the Transportation Improvement Program (TIP) and other short-range transportation issues.

The WFRC staff will brief the committee on its roles and responsibilities at the February 16 meeting. Staff has also prepared a schedule for Trans Com meetings in 2023. Members are encouraged to review this and provide suggestions about any issues they would like to discuss.

RECOMMENDATION:

This item is for information.

CONTACT PERSON:

Wayne Bennion (WFRC) (801) 363-4230 x1112, wbennion@wfr.org

EXHIBITS:

Transportation Planning Agreement
2023 Schedule for Trans Com

**REGIONAL TRANSPORTATION PLANNING
MEMORANDUM OF AGREEMENT**

THIS AGREEMENT is made and entered into this 23rd day of January, 2014, by and between the Wasatch Front Regional Council, hereinafter designated as "WFRC", administrating agency for comprehensive transportation planning in the Salt Lake City-West Valley City and Ogden-Layton Urbanized Areas, the Utah Department of Transportation, hereinafter designated as "UDOT", and the Utah Transit Authority, hereinafter designated as "UTA." This agreement supersedes previous agreements of 02/19/76, 04/08/88, 08/23/01, and 09/24/03.

WHEREAS, the WFRC has been duly constituted under the authority of Title 11, Chapter 13, Utah Code Annotated, 1953, as amended (the Interlocal Cooperation Act), and pursuant to Section 3, Executive Order of the Governor of the State of Utah, dated 27 May, 1970, with the authority to enter into this agreement and act on behalf of its constituent agencies; and

WHEREAS, UDOT's powers and responsibilities are listed in Utah Code Section 72-1-20; and

WHEREAS, pursuant to Title 17B, Chapter 2a, Part 8, Utah Code Annotated, the Utah Transit Authority (UTA) is organized to provide mass transit services within the Regional Council area; and

WHEREAS, Title 23, Chapter 1, Sections 105(d) and 134(b)(1), of the United States Code as amended, require that a Metropolitan Planning Organization (MPO) be designated to carry out the transportation planning requirements of Section 134 for any urbanized area of more than 50,000 population in order to receive federal-aid funds; and

WHEREAS, the WFRC, the UDOT, and the UTA agree to cooperate and participate to the extent permitted by any legal limitations in continuing urban transportation planning in the Salt Lake City-West Valley City and Ogden-Layton Urbanized Areas;

NOW, THEREFORE BE IT RESOLVED, that the parties hereto, the WFRC on behalf of itself and its constituent agencies, the UDOT, and the UTA do mutually resolve and agree as follows:

PURPOSE

This agreement provides an understanding between the parties for assigning responsibilities in conducting transportation planning in the Salt Lake City-West Valley City and Ogden-Layton Urbanized Areas. This agreement also identifies, by reference, the procedures used in the planning process and identifies the decision-making bodies.

SCOPE

Within the Salt Lake City-West Valley City and Ogden-Layton Urbanized Areas, the urban transportation planning process encompasses all modes and facility types of transportation - automobile, transit, aviation, bicycle, pedestrian, trails, etc., and the interfaces between them. Procedures, specific work

items, schedules, funding sources, and other details are identified, described, and assigned in the Unified Planning Work Program referenced below.

UNIFIED PLANNING WORK PROGRAM

The WFRC, UDOT, and UTA agree to work jointly in accordance with items specifically covered in an approved Unified Planning Work Program (UPWP). The UPWP delineates individual work items to be accomplished on a regular basis. Funds required for the various work items and funding sources are also delineated in the UPWP. Federal fund transfers will be by written instrument providing for compliance with provisions of Title VI of the Civil Rights Acts of 1964.

POLICY BODY

The WFRC is the official policy body for the transportation planning process in the Salt Lake City-West Valley City and Ogden-Layton Urbanized Areas and shall be the forum for cooperative decision-making by principal elected officials of general purpose local government and shall be considered such by Federal, State, and local agencies of government, previous agreements notwithstanding.

PROGRAM MANAGEMENT

The WFRC will be the agency responsible for conducting the transportation planning process. Work to be accomplished and responsibility for individual work items shall be as stated in the UPWP. The WFRC will also be responsible for preparing the UPWP, coordinating with appropriate agencies, and submitting the UPWP to appropriate Federal agencies for approval. UDOT and UTA will assist the WFRC in preparing the UPWP and accomplishing the work specified in it.

TRANSPORTATION PLANNING COMMITTEES

Six committees will be utilized in the transportation planning process. These are: (1) the Regional Growth Committee (RGC), a policy advisory committee to the Regional Council for long range transportation planning and growth-related issues; (2) two Long Range Planning Technical Advisory Committees--one each for the Salt Lake City-West Valley City Urbanized Area and the Ogden-Layton Urbanized Area; (3) the Transportation Coordinating Committee (Trans Com), a policy advisory committee to the Regional Council for short range transportation planning and implementation; and (4) two Short Range Transportation Planning Technical Advisory Committees--one each for the Salt Lake City-West Valley City Urbanized Area and the Ogden-Layton Urbanized Area.

1. The Regional Growth Committee will be established by the WFRC.

The Committee will be comprised of members and representatives from the Regional Council, County Councils of Governments, local governments in Box Elder County that are part of the Ogden-Layton Urbanized Area, and various city, county, state, federal and other agencies and interest groups concerned with regional transportation and growth-related planning. The Committee will serve as the policy advisory body to the Regional Council on long-range transportation planning, land use and other growth issues. The RGC is responsible for the Region's Long Range Transportation Plan, corridor preservation, and developing regional growth planning strategies in cooperation and coordination with local governments, Utah Department of

Transportation, Utah Transit Authority, and other organizations and stakeholders. RGC will also be able to approve certain amendments to the RTP as authorized by the Regional Council. The WFRC or RGC can appoint sub-committees under the RGC as needed and appropriate.

The membership of the RGC shall be appointed as follows:

The WFRC appoints one member each from the Weber, Davis, and Salt Lake County Councils of Governments who is also a member of the WFRC for a total of three members.

The Davis and Weber County Councils of Governments each appoint one of its members and the Salt Lake County Council of Governments appoints three of its members (other than the members appointed by the WFRC) for a total of five members.

The Morgan and Tooele County Councils of Governments each appoint one of its members.

Box Elder County, Brigham City, Perry City and Willard City jointly appoint one member who is a local elected official from the local governments in Box Elder County that are part of the Ogden-Layton Urbanized Area.

The Utah State Transportation Commission appoints one member of the State Transportation Commission.

The UTA Board of Trustees appoints one member of the UTA Board of Trustees.

The Envision Utah Board of Directors appoints one member.

The Utah Air Quality Board appoints one member from the Board and a Utah Department of Air Quality staff representative.

The Utah Department of Transportation appoints one representative from UDOT.

The Utah Transit Authority appoints one representative from UTA.

The Federal Highway Administration appoints one representative from the Utah Division office.

The Utah League of Cities and Towns appoints one staff representative from the League of Cities and Towns.

The Utah Association of Counties appoints one staff representative from the Association of Counties.

The Mountainland Association of Governments appoints one representative to support coordination in planning with the MPO for the Provo/Orem Urbanized Area.

The WFRC may appoint up to five additional representatives from other organizations for the purpose of adding uniquely qualified individuals as additional resources to the Regional Growth Committee.

Each organization appoints an alternate member who shall serve and vote in the absence of the regular appointed member. For the WFRC, alternates shall be members or alternates of the WFRC. For all other organizations, alternates shall be members of the organization.

2. The Transportation Coordinating Committee (Trans Com) will be established by the WFRC.

The Committee will be comprised of members and representatives from the Regional Council, County Councils of Governments, local governments in Box Elder County that are part of the Ogden-Layton Urbanized Area, and various city, county, state, federal, and other agencies concerned with short range transportation planning and programming. The Committee will serve as a policy advisory body of the Regional Council and have responsibility for short range planning issues, such as the Transportation Improvement Program (TIP), programming of funds, management systems, and special studies, in cooperation and coordination with local governments, Utah Department of Transportation, Utah Transit Authority, and other organizations and stakeholders. Trans Com will also be able to approve certain amendments to the TIP as authorized by the Regional Council. The WFRC or Trans Com can appoint sub-committees under Trans Com as needed and appropriate.

The membership of Trans Com shall be appointed as follows:

The WFRC appoints one member each from the Weber, Davis, and Salt Lake County Councils of Governments who is also a member of the WFRC for a total of three members.

The Davis and Weber County Councils of Governments each appoint one of its members and the Salt Lake County Council of Governments appoints three of its members (other than the members appointed by the WFRC) for a total of five members.

The Morgan and Tooele County Councils of Governments each appoint one of its members.

Box Elder County, Brigham City, Perry City and Willard City jointly appoint one member who is a local elected official.

The Utah State Transportation Commission appoints two members of the State Transportation Commission.

The UTA Board of Trustees appoints two members of the UTA Board of Trustees.

The Utah Air Quality Board appoints one member from the Board and a Utah Department of Air Quality staff representative.

The Utah Department of Transportation appoints one representative from UDOT.

The Utah Transit Authority appoints one representative from UTA.

The Federal Highway Administration appoints one representative from the Utah Division office.

The Mountainland Association of Governments appoints one representative to support coordination in planning with the MPO for the Provo/Orem Urbanized Area.

The WFRC may appoint up to five additional representatives of other organizations to represent aviation, trucking, railroad, as other uniquely qualified individuals as additional resources to Trans Comm.

Each organization appoints an alternate member who shall serve and vote in the absence of the regularly appointed member. For the WFRC, alternates shall be members or alternates of the WFRC. For all other organizations, alternates shall be members of the organization.

3. The general operational guidelines for the RGC and Trans Com are as follows:

Members and alternate members shall be designated in writing by the parties represented.

Each of the members appointed by the WFRC, the County Councils of Governments, local governments in Box Elder County that are part of the Ogden-Layton Urbanized Area, the Utah Transportation Commission, the UTA Board of Trustees, the Utah Air Quality Board, or their alternate members in the members' absence, shall be voting members. Also, for the RGC, the member or alternate from Envision Utah shall be a voting member.

The representatives appointed by FHWA, UDOT, UTA, and the Mountainland Association of Governments shall be non-voting representatives. Also, for the RGC, representatives from the Utah League of Cities and Towns and the Utah Association of Counties shall be non-voting representatives.

Each member/representative shall be notified of meetings in advance of the meeting.

No formal action shall be taken unless a quorum of at least seven members is present.

A majority of the voting members present is necessary to take formal action.

Unless otherwise specified in this agreement, meetings shall be conducted using Robert's Rules of Order as a guide unless suspended by a two-thirds majority of those present.

The Chairpersons and Vice-Chairpersons of the two committees shall be appointed from the memberships of the RGC and Trans Com by the WFRC Chair.

4. Technical Advisory Committees

The two Long Range Planning Technical Advisory Committees will report to the RGC, one each in the Salt Lake City-West Valley City and Ogden-Layton Urbanized Areas, and the two Short Range Planning Technical Advisory Committees will report to Trans Com, one each in the Salt Lake City-West Valley City and Ogden-Layton Urbanized Areas. These committees will be comprised of a diverse and broad membership from federal, state, and local governments, and from the private sector. The membership will be drawn from the pool of the region's professionals and others with technical expertise in their respective disciplines who will provide technical advice and input to the transportation planning process.

a. The membership will be as follows:

Each municipality and county within the Urbanized Areas and UDOT, UTA and other federal, state and private organizations that have representation on the RGC and Trans Com can appoint a technically qualified member, or members, along with an alternate, or alternates, to the Long Range and Short Range Planning Technical Advisory Committees.

The RGC and Trans Com may add members and alternates to the Technical Advisory Committees as needed.

b. The general operational guidelines for the Technical Advisory Committees are as follows:

A Chairperson and Vice-Chairperson shall be elected by each committee.

Each member shall be notified of meetings in advance of the meeting.

A majority of members present is necessary to take formal action.

Each member, or alternate member in the member's absence, shall be a voting member with one vote.

Unless otherwise specified in this agreement, meetings of the Technical Advisory Committees shall be conducted using Robert's Rules of Order as a guide unless suspended by a two-thirds majority of those present.

If conflict should arise among committee members, any member shall have the opportunity to express his/her views to the RGC and Trans Com.

CHANGES

Alterations, extensions, supplements, or modifications of the terms of this agreement as detailed herein shall be agreed to in writing by the parties concerned, incorporated as amendments to this agreement, and made a part thereof.

TERMINATION OF AGREEMENT

If, through any cause, the parties fail to fulfill in a timely and proper manner the obligations under this agreement, or if any of the parties shall violate any of the covenants, agreements, or stipulations of this agreement, or if any of the parties so wishes to withdraw from this agreement, they shall thereupon have the right to terminate this agreement by giving written notice of such termination and specifying the effective date thereof, at least sixty (60) days before the effective date of such termination.

MISCELLANEOUS

Each party agrees to undertake and perform all further acts that are reasonably necessary to carry out the intent and purposes of the agreement at the request of another party.


The failure of any party to insist upon strict compliance of any of the terms and conditions or failure or delay by any party to exercise any rights or remedies provided in this agreement, or by law, will not release any party from any obligations arising under this agreement.

Each party represents that it has the authority to enter into this agreement.

This agreement may be executed in counterparts by the parties.

IN WITNESS THEREOF, the WFRC, the UDOT, and the UTA have executed this agreement as of the date first written.


Attest



Attest



Attest



P. Bret Millburn

Chairman


Wasatch Front Regional Council



Carlos Bracer

Executive Director

Utah Department of Transportation



Michael Allegra

General Manager

Utah Transit Authority

2023 SCHEDULE FOR TRANS COM

February 16

- Trans Com Roles, Responsibilities, and Schedule for 2023
- Discussion or approval of modifications to the 2023-2028 Transportation Improvement Program (TIP)
- Review of FY 2022 obligations of federal highway and transit funds
- Safe Streets and Roads for All (SS4A) Update
- Opportunity for public comment

April 27

- Recommend 2024-2029 Surface Transportation Program (STP)
- Recommend 2024-2029 Congestion Mitigation/Air Quality (CMAQ) Program
- Recommend 2025 Transportation Alternatives Program (TAP)
- Recommend 2025-2029 Carbon Reduction Program (CRP)
- Discussion or approval of modifications to the 2023-2028 Transportation Improvement Program (TIP)
- Opportunity for public comment

June 15

- Approve draft 2024-2029 TIP for public review
- Discussion or approval of modifications to the 2023-2028 Transportation Improvement Program (TIP)
- Project Updates
- Safety Report
- Opportunity for public comment

August 17

- Discussion or approval of modifications to the 2023-2028 Transportation Improvement Program (TIP)
- Recommend 2024-2029 TIP
- Transportation System Report
- Review Self-Certification of the transportation planning process
- Opportunity for public comment

November 9

- Review UTA budget for 2024
- Discussion or approval of modifications to the 2024-2029 Transportation Improvement Program (TIP)
- Discussion of UDOT upcoming projects
- Opportunity for public comment

Potential Additional Discussion Topics

- Utah Transportation Commission Prioritization Process updates
- Federal Transportation Programs
- Transportation funding and financial options
- Coordinated Mobility Update
- Intelligent Transportation System Update
- Project Updates
- Air Quality Report
- TravelWise Update
- UTA Rideshare Update

DATE: February 3, 2023

AGENDA ITEM: 5a

SUBJECT: Report on Staff Modifications to the 2023-2028 TIP

PREPARED BY: Ben Wuthrich, Transportation Improvement Program Coordinator

BACKGROUND:

In 2021 the Infrastructure Investment and Jobs Act (IIJA) (Public Law 117-58, also known as the “Bipartisan Infrastructure Law”) (BIL) was adopted. The IIJA authorized a new Carbon Reduction Program (CRP) codified at 23 United States Code (U.S.C.) 175 to reduce transportation emissions, especially carbon dioxide. However, the new CRP implementation guidance was not published until late April 2022, after WFRC’s Transportation Improvement Program (TIP) process was well underway.

Because it generally takes two or more years for a new project to move through the TIP/ Federal process (project selection through construction), staff discussed with the Federal Highway Administration (FHWA) approaches for how to ensure the CRP funding is put to use and a lapse is avoided.

Based on that discussion, staff has moved \$10 million in CMAQ projects that are eligible for the CRP program so that the first two years of CRP program funding can be put to use promptly, and the CRP funds will not lapse. This frees up CMAQ funds to be included in this year's TIP cycle for new project programming. Staff will share information about this program coordination at the Trans Com meeting.

RECOMMENDATION:

This item is for information only

CONTACT PERSON:

Ben Wuthrich (801) 363-4250 ext 1121

DATE: February 3, 2023

AGENDA ITEM: 5b

SUBJECT: Report on Board Modifications to the 2023-2028 TIP

PREPARED BY: Ben Wuthrich, Transportation Improvement Program Coordinator

BACKGROUND:

Since the last meeting of Trans Com, WFRC received requests to modify the current 2023-2028 Transportation Improvement Program (TIP). The modification required action from the Wasatch Front Regional Council at its January 26th meeting and the State Transportation Commission but did not require a new air quality conformity analysis or a 30-day public comment period. The modification is attached to the approved resolution.

RECOMMENDATION:

This item is for information only

CONTACT PERSON:

Ben Wuthrich (801) 363-4250 ext 1121

EXHIBIT:


2023-2028 TIP Amendment Four Resolution

RESOLUTION OF THE WASATCH FRONT REGIONAL COUNCIL
AMENDING THE 2023 - 2028
TRANSPORTATION IMPROVEMENT PROGRAM


- WHEREAS, the Wasatch Front Regional Council is the officially designated Metropolitan Planning Organization for the Salt Lake/ West Valley and the Ogden/ Layton Urbanized Areas and, as such, has the responsibility for developing a Transportation Improvement Program, and
- WHEREAS, a Transportation Improvement Program is to include all federally funded highway and transit projects scheduled for the next six years, and
- WHEREAS, the Utah Department of Transportation, the State Transportation Commission, the Utah Transit Authority, and the Wasatch Front Regional Council and its local jurisdictions desire to amend the 2023-2028 Transportation Improvement Program (TIP) to include and / or modify the projects on the attached project description list, and
- WHEREAS, the U.S. Department of Transportation Metropolitan Planning Regulations Paragraph 450.326(a) requires that "the TIP . . . be updated at least every four years, and be approved by the MPO and the Governor," and
- WHEREAS, the Statewide Air Quality Implementation Plan includes traffic control measures for reducing air pollutant emissions for the Salt Lake/ West Valley and the Ogden/ Layton Urbanized Areas and budgets for mobile source emissions, and
- WHEREAS, the projects included in the proposed Transportation Improvement Program amendment are either included in Phase 1 of the Regional Transportation Plan or are not regionally significant, or are included in the 2023-2028 TIP or are exempt projects that do not need to be reviewed for air quality conformity and consistency with the State Implementation Plan according to 40 CFR Part 93.126 Table 2 Exempt Projects, and
- WHEREAS, the proposed Transportation Improvement Program amendment had a public review and comment opportunity at the Regional Council meeting on January 26, 2023, and all comments were carefully considered,

NOW THEREFORE LET IT BE RESOLVED, that the Wasatch Front Regional Council

- (1) Approves Amendment Four to the 2023-2028 Transportation Improvement Program as attached,
- (2) Finds that the TIP conforms to and is consistent with the State Implementation Plan for Salt Lake, Davis, western Weber, and southern Box Elder Counties, and
- (3) Finds that the development of the Transportation Improvement Program is based on a currently certified transportation planning process.



Mayor Jeff Silvestrini
Chair
Wasatch Front Regional Council



Andrew S. Gruber
Executive Director
Wasatch Front Regional Council

Date: January 26, 2023

2023-2028 Transportation Improvement Program (TIP) (Amendment Four)

Board Modification

Additional Funding

Ogden/ Layton Urban Area

County	Sponsor	Facility	PIN	Project Location	Concept/ Type of Improvement	Funding Source	Project Estimated Cost	Currently Funded Amount	Action	Funding Amount	Year
Davis	UDOT	I-15	15684	I-15; Shepard Lane Interchange & Ped Overpass	Project will Construct a New Interchange on I-15 & Pedestrian Overpass	ST_TIF (State - Transportation Investment Funds)	\$129,478,894	\$114,478,894	<i>New Funding</i>	\$15,000,000	2023-2028

The Shepard Lane interchange project is to construct a new interchange on I-15 and also includes a series of structures to provide a pedestrian overpass at the Park Lane Interchange. This project was originally funded in 2017 and funding was added in 2021 when the Shepard Lane interchange type was determined and the Park Lane pedestrian structures were added to the project. With inflationary price increases across the board and especially in right-of-way and construction costs it has become necessary to add funds to this project. A detailed Engineers Estimate has been prepared and reviewed prior to this request.

Weber	UDOT	I-15	20008	I-15 in the Riverdale Area	Replace Obsolete Barrfier & Crash Cushions on I-15 in the Riverdale Area	STP_FLX_ST (Surface Transportation Program - Flexible - Statewide)	\$1,300,000	\$850,000	<i>Additional Funding</i>	\$450,000	2023
-------	------	------	-------	----------------------------	--	--	-------------	-----------	---------------------------	------------------	------

This project will replace obsolete barriers on I-15 in the Riverdale area. During design it was identified that the shoulders where barrier was being placed needed to be fixed. Also the structures group has identified the need to column wrap the C457 structure and has asked that we include this work in this project. The bridge columns wrap needs to be completed prior to the installation of the 54 inch cast-in-place barrier, so it makes sense to add this work to this project. The structures group has committed \$150,000 to this project.

Davis	UDOT	SR-108	15680	2000 West (SR-108); 300 North to 1800 North	Project will Widen and Reconstruct	ST_TIF (State - Transportation Investment Funds)	\$71,000,000	\$60,000,000	<i>Additional Funding</i>	\$11,000,000	2023
-------	------	--------	-------	---	------------------------------------	---	--------------	--------------	---------------------------	---------------------	------

The SR-108 (2000 West) project will reconstruct and widen SR-108 from 300 North to 1800 North. This project was originally programmed in 2017. During the development of the Engineer's Estimate, it was determined that with the inflationary prices increases across the board and especially in right-of-way and construction costs, it would be necessary to request additional funds for this project.

Davis/ Weber	UDOT	I-84	18232	I-84 from I-15 to SR-26	High Volume Roads Pavement Preservation Treatment	NHPP_NHS (National Highway Performance Program - National Highway System)	\$1,450,000	\$750,000	<i>Additional Funding</i>	\$700,000	2023
-----------------	------	------	-------	-------------------------	---	---	-------------	-----------	---------------------------	------------------	------

The project scope of PIN 18232 is to place a Bonded Wearing Course on the ramps between I-15 and I-84. This will increase the skid-resistance and provide a pavement preservation treatment on these segments. During a site visit it was identified that the top two inches of hot mix asphalt (HMA) needed to be milled off and replaced prior to the placement of the Bonded Wearing Course. The funding addition covers this additional work and also addresses the inflation related cost increases in HMA prices.

2023-2028 Transportation Improvement Program (TIP) (Amendment Four)

Board Modification

Additional Funding

Salt Lake/ West Valley Urban Area

County	Sponsor	Facility	PIN	Project Location	Concept/ Type of Improvement	Funding Source	Project Estimated Cost	Currently Funded Amount	Action	Funding Amount	Year
Salt Lake	UDOT	SR-68	17627	SR-68; 6200 South to I-215	Reconstruct and Widen	NHPP_NHS (National Highway Performance Program - National Highway System)	\$16,967,138	\$350,000			2023
						STP_FLX_ST (Surface Transportation Program - Flexible - Statewide)		\$12,988,660			
						STP_URB_SL (Surface Transportation Program - Urban Area - Salt Lake WFRC)		\$1,072,616			
						Region 2_TRANS_SOL (Region Two - Transportation Solutions)		\$0	Additional Funding	\$1,650,000	
						L_Betterment (Local Betterment Funds)		\$391,189			
						ST_RET_ROW (State Funds Retained from Right of Way)		\$514,673			

The scope of the SR-68; 6200 South to I-215 project is to:

- Add an additional northbound lane on Redwood Road from 6200 South to I-215,
- Add dual lanes to the eastbound and westbound on-ramps to I-215,
- Construct a northbound displaced left turn continuous flow intersection (CFI)

Recently, bids were opened with the low bid coming in 20% over the Engineer's Estimate. The main items that came in high included Roadway Excavation, various drainage items, and various concrete items. The additional funds would come from the Region Two Transportation Solutions Funds.

New Project

Ogden/ Layton Urban Area

County	Sponsor	Facility	PIN	Project Location	Concept/ Type of Improvement	Funding Source	Project Estimated Cost	Currently Funded Amount	Action	Funding Amount	Year
Davis	Clinton	Various	20744	Pedestrian Safety Project in Clinton City	Improve roadway crossings for pedestrians and bicyclists	UDOT R1 TAP (UDOT Region One Transportation Alternatives Program)	\$260,000	\$0	New Funding	\$130,000	2023

UDOT TAP Contribution \$130,000, Local Contribution \$130,000, Total Project Cost \$260,000

Davis	West Point	SR-110	20745	New Sidewalk along SR-110	Construct Missing Sidewalk	UDOT R1 TAP (UDOT Region One Transportation Alternatives Program)	\$320,000	\$0	New Funding	\$231,000	2023
-------	------------	--------	-------	---------------------------	----------------------------	--	-----------	-----	--------------------	------------------	------

UDOT TAP Contribution \$231,000, Local Contribution \$89,000, Total Project Cost \$320,000

2023-2028 Transportation Improvement Program (TIP) (Amendment Four)
Board Modification

New Project

Ogden/ Layton Urban Area

County	Sponsor	Facility	PIN	Project Location	Concept/ Type of Improvement	Funding Source	Project Estimated Cost	Currently Funded Amount	Action	Funding Amount	Year
--------	---------	----------	-----	------------------	------------------------------	----------------	---------------------------	-------------------------------	--------	----------------	------

Region One - Transportation Alternatives Program (TAP) - CONTINUED -

Davis	Syracuse	SR-108	20757	Antelope Drive Environmental Study for Active Transportation	Environmental Study for Active Transportation	UDOT R1 TAP (UDOT Region One Transportation Alternatives Program)	\$120,000	\$0	<i>New Funding</i>	\$100,000	2023
-------	----------	--------	-------	--	---	--	-----------	-----	--------------------	------------------	------

UDOT TAP Contribution \$100,000, Local Contribution \$20,000, Total Project Cost \$120,000

Weber	Ogden	2524 North	20760	Student Drop-Off for Majestic Elementary	Construct Missing Bike/ Ped Facility	UDOT R1 TAP (UDOT Region One Transportation Alternatives Program)	\$120,000	\$0	<i>New Funding</i>	\$95,000	2023
-------	-------	------------	-------	--	--------------------------------------	--	-----------	-----	--------------------	-----------------	------

UDOT TAP Contribution \$95,000, Local Contribution \$25,000, Total Project Cost \$120,000

DATE: February 3, 2023

AGENDA ITEM: 5c

SUBJECT: ACTION: Board Modifications to the 2023-2028 TIP

PREPARED BY: Ben Wuthrich, Transportation Improvement Program Coordinator

BACKGROUND:

The Wasatch Front Regional Council (WFRC) has received requests to modify the current 2023-2028 Transportation Improvement Program (TIP). This modification requires action from Trans Com (as delegated by the Regional Council) and the State Transportation Commission but does not require a new air quality conformity analysis or a 30-day public comment period. The requested modification is listed with the attached resolution.

RECOMMENDATION:

WFRC staff recommends that Trans Com make a motion “to approve the resolution to modify the 2023-2028 TIP as requested.”

CONTACT PERSON:

Ben Wuthrich (801) 363-4250 ext 1121

EXHIBITS:

2023-2028 TIP Amendment Five Resolution

RESOLUTION OF THE WASATCH FRONT REGIONAL COUNCIL
AMENDING THE 2023 - 2028
TRANSPORTATION IMPROVEMENT PROGRAM

- WHEREAS, the Wasatch Front Regional Council is the officially designated Metropolitan Planning Organization for the Salt Lake/ West Valley and the Ogden/ Layton Urbanized Areas and, as such, has the responsibility for developing a Transportation Improvement Program, and
- WHEREAS, a Transportation Improvement Program is to include all federally funded highway, transit, and active transportation projects scheduled for the next six years, and
- WHEREAS, the Utah Department of Transportation, the State Transportation Commission, the Utah Transit Authority, and the Wasatch Front Regional Council and its local jurisdictions desire to amend the 2023-2028 Transportation Improvement Program (TIP) to include the projects on the attached project description list, and
- WHEREAS, the U.S. Department of Transportation Metropolitan Planning Regulations Paragraph 450.324(a) requires that “the TIP . . . be updated at least every four years, and be approved by the MPO and the Governor,” and
- WHEREAS, the Statewide Air Quality Implementation Plan includes traffic control measures for reducing air pollutant emissions for the Salt Lake/ West Valley and the Ogden/ Layton Areas and budgets for mobile source emissions, and
- WHEREAS, the projects included in the proposed Transportation Improvement Program amendment are either included in Phase 1 of the Regional Transportation Plan, are not regionally significant, are included in the 2023-2028 TIP, or are exempt projects that do not need to be reviewed for conformity and consistency with the State Implementation Plan according to 40 CFR Part 93.126 Table 2 Exempt Projects, and
- WHEREAS, the proposed Transportation Improvement Program amendment had a public review and comment opportunity at the Trans Com meeting on February 16, 2023, and all comments were carefully considered,

NOW THEREFORE LET IT BE RESOLVED, that Trans Com as delegated by the Wasatch Front Regional Council

- (1) Approves Amendment Five to the 2023-2028 Transportation Improvement Program as attached,
- (2) Finds that the TIP conforms to and is consistent with the State Implementation Plan for Salt Lake, Davis, western Weber, and southern Box Elder Counties, and
- (3) Finds that the development of the Transportation Improvement Program is based on a currently certified transportation planning process.

Mayor Mark Shepherd
Chair
Trans Com

Andrew S. Gruber
Executive Director
Wasatch Front Regional Council

Date: February 16, 2023

2023-2028 Transportation Improvement Program (TIP) (Amendment Five)

Board Modification

New Project

Ogden/ Layton Urban Area

County	Sponsor	Facility	PIN	Project Location	Concept/ Type of Improvement	Funding Source	Project Estimated Cost	Currently Funded Amount	Action	Funding Amount	Year
Weber	UDOT	Gramercy Ave	20810	Gramercy Ave Bridge over the Ogden River - 057028D	Full Bridge Replacement Structure - 057028D	BFP_BR_OFF (Bridge Formula Program- Off System)	\$3,300,000	\$0	<i>New Project</i>	\$3,300,000	2023-2028

This proposed project (PIN 20810) will perform a full bridge replacement of structure 057028D. The existing structure is currently in poor condition, and is load posted for 30 tons. This structure is not on the Federal Aid Highway System. Therefore, no local agency match is required under the BFP. Ogden City has been contacted and is in support of the project.

New Project

State-Wide Program

County	Sponsor	Facility	PIN	Project Location	Concept/ Type of Improvement	Funding Source	Project Estimated Cost	Currently Funded Amount	Action	Funding Amount	Year
Statewide	UDOT	Interstate		Top 20 locations along the interstate system.	Wrong Way Driving Detection System	ST_TRANS_SOL (State Transportation Solutions)	\$2,500,000	\$0	<i>New Project</i>	\$2,500,000	2023

UDOT has researched wrong way driving detection systems and has selected a technology and product line that will best integrate with the State's system and partners. The project scope is to install and integrate the system and then monitor the performance. The project team has identified and prioritized the top 20 locations along the interstate system. (listed below). The system is designed to monitor individual ramps for wrong way traffic, provide notification when an incident occurs and provide in-field feedback to alert the wrong way driver.

2023-2028 Transportation Improvement Program (TIP) (Amendment Five)

Board Modification

Additional Funding

Salt Lake/ West Valley Urban Area

County	Sponsor	Facility	PIN	Project Location	Concept/ Type of Improvement	Funding Source	Project Estimated Cost	Currently Funded Amount	Action	Funding Amount	Year
Salt Lake	UDOT	I-80 & I-215	15688	I-80; 1300 East to 2300 East and I-215; 3300 South to 4500 South	Add westbound lane and reconstruct I-80 east from 1300 East to 2300 East; and Reconstruct I-215 from 3300 South to 4500 South	NHPP_BR (National Highway Performance Program - Bridge On)	\$180,500,000	\$13,700,000			2023
						NHPP_IM (National Highway Performance Program - Interstate Maintenance)		\$36,264,817			
						STP_BRIDGE (Surface Transportation Program - Bridge)		\$12,127,013			
						Pavement Reconstruction Program			Additional Funding	\$34,000,000	
						STP_FLX_ST (STP - Flexible (Any Area) Statewide)		\$80,215,960			
						ST_RET_ROW (State Funds Retained from Right of Way)		\$4,192,210			

This project was advertised in the fall of 2020 and awarded in early spring of 2021. During this period, the effects of the COVID environment, both existing and latent, were unforeseeable. A number of related compounding events (trucking shortage, materials shortages, and labor shortages) greatly affected the planned schedule of the project. Although the project team looked for opportunities to accelerate those aspects of the project that provided new pavement for the traveling public as quickly as possible, the project was still delayed into the 2023 construction season and has incurred additional expenses. But, with the exception of some areas of northbound I-215, all traffic is now on permanent pavement. The project delays resulted in additional costs for: - Extended Traffic Control, - Maintenance and Administrative Activities (Program Management, Construction Engineering/Management, and inspection/testing), - Materials and Labor Price Increases, Winter Concrete Protection, - Additional culverts, site conditions, utility conflicts, and adding contrast striping. The requested amount will allow the project to finish construction this upcoming season.

Top 20 locations along the interstate system

Priority	Route	Direction	Cross Street	City	Priority	Route	Direction	Cross Street	City
1	I-15/I-80	NB/EB	600 South	SLC	11	I-15	SB	200 N	Cedar City
2	I-15	NB	2100 So	SLC	12	I-15	SB	2600 S	Woods Cross
3	I-15	SB	2100 So	SLC	13	I-15	NB	400 N	Bountiful
4	I-80	WB	1300 E	SLC	14	I-15	SB	1300 S	SLC
5	I-15	NB	West Temple NB	SLC	15	I-15	NB	1300 S	SLC
6	I-15	NB	West Temple SB	SLC	16	I-80	EB	State St	SLC
7	I-15	NB	400 S HOV	SLC	17	I-80	WB	State St	SLC
8	I-15	SB	2100 N	Lehi	18	I-80	EB	700 E	SLC
9	I-15	SB	Universtiy Ave	Provo	19	I-80	WB	700 E	SLC
10	I-15	NB	200 N	Cedar City	20	I-80	EB	1300 E	SLC

DATE: February 3, 2023

AGENDA ITEM: 5d

SUBJECT: Review of fiscal year 2022 obligation of federal highway and transit funds

PREPARED BY: Ben Wuthrich, Transportation Improvement Program Coordinator

BACKGROUND:

The Infrastructure Investment and Jobs Act (IIJA), the most recent federal transportation authorization bill approved November 2021, requires all metropolitan planning organizations (MPO), state transportation departments, and public transportation operators to cooperate in preparing a report of federal funds obligated during the immediately preceding year. The WFRC staff, with the help of UDOT and UTA, has prepared a report of obligated federal, and local and state match funding during federal fiscal year 2022 (October 1, 2021, through September 30, 2022). For the State of Utah, these federal funds currently represent about twenty percent of the total highway and transit expenditures.

RECOMMENDATION:

This item is for information only.

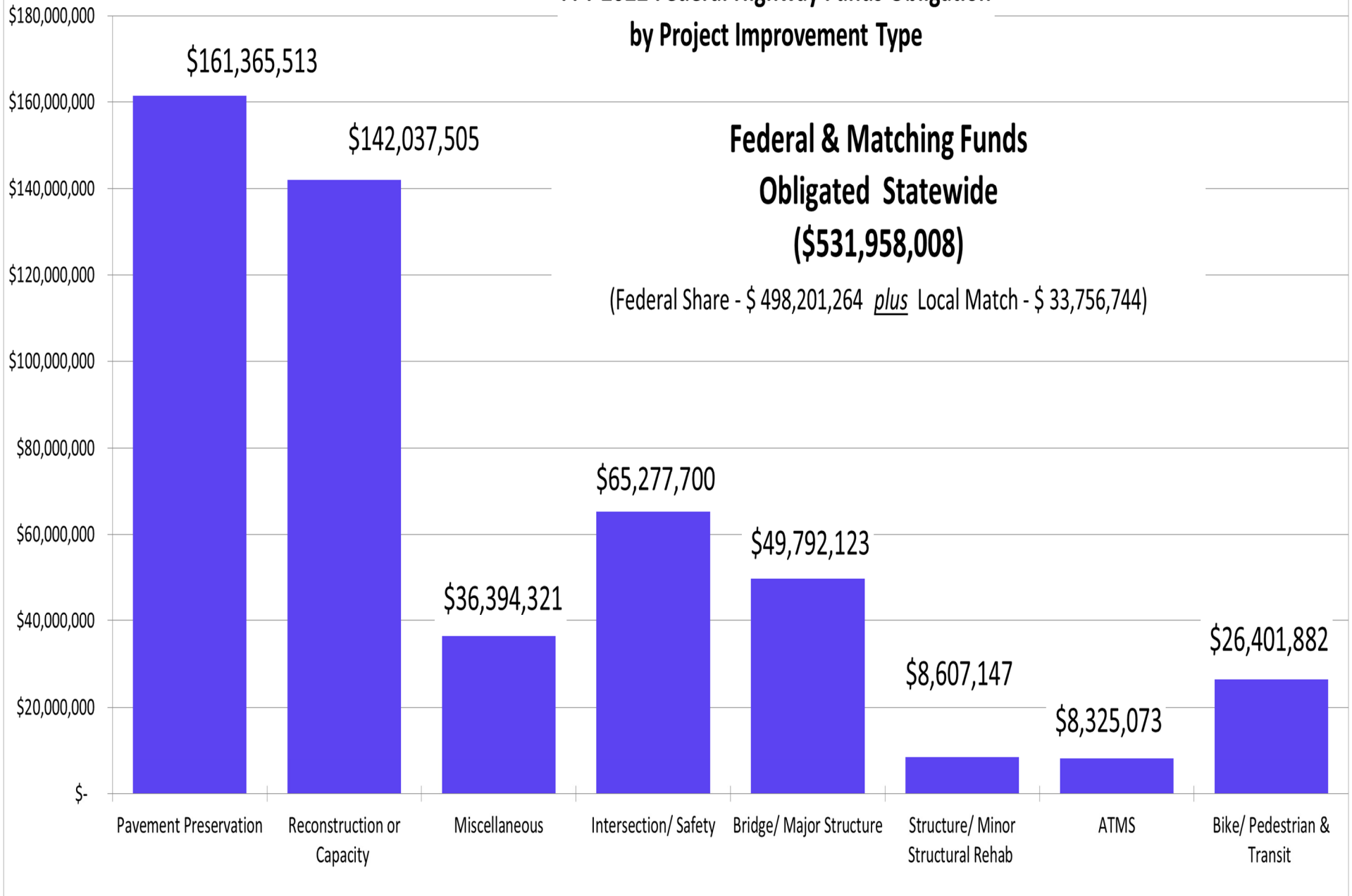
CONTACT PERSON:

Ben Wuthrich (801) 363-4250 ext 1121

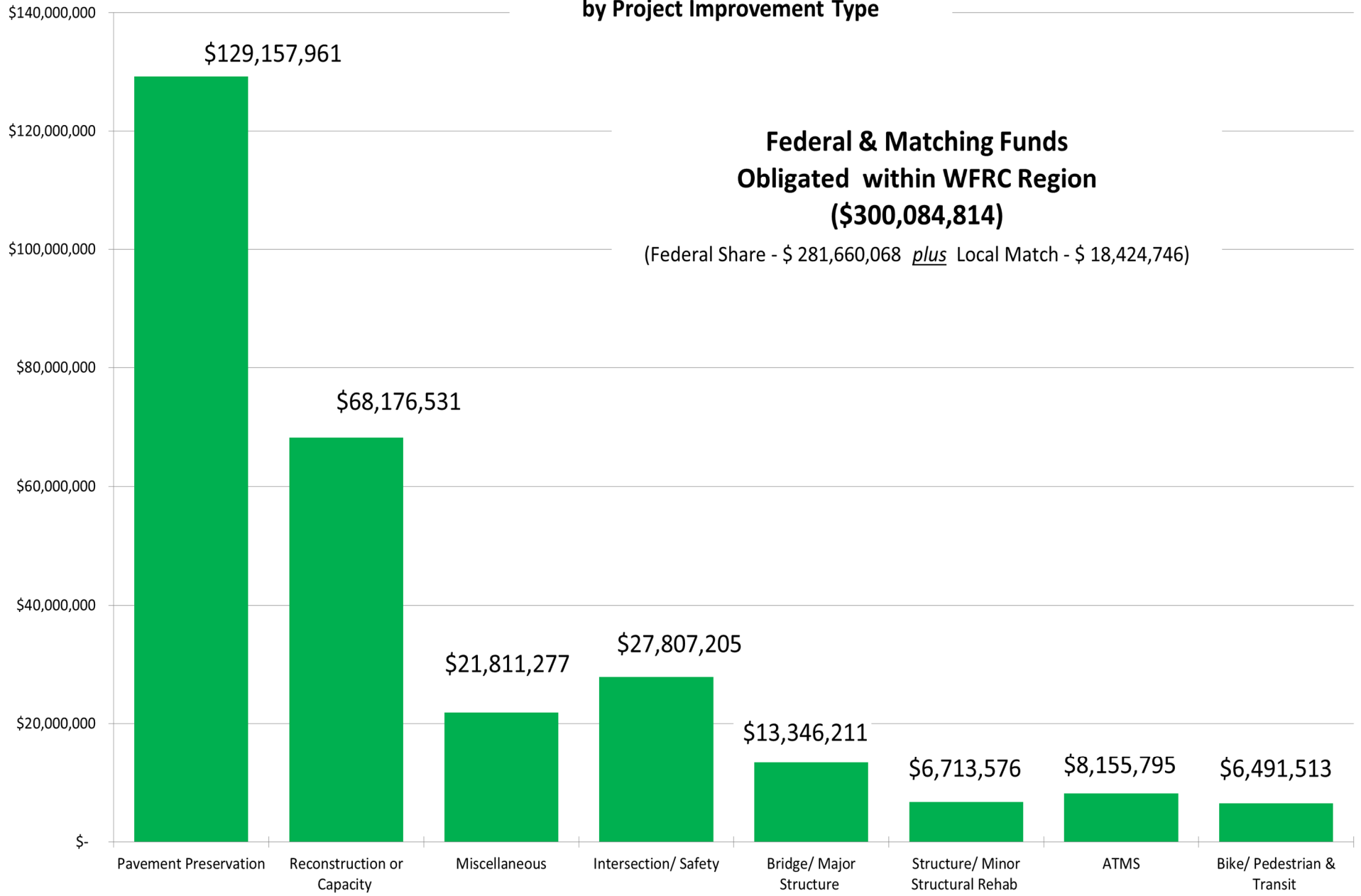
EXHIBIT:

Report on Federal Funds Obligated in FFY 2022

Statewide
FFY 2022 Federal Highway Funds Obligation
by Project Improvement Type



WFRC Region
FFY 2022 Federal Highway Funds Obligation
by Project Improvement Type



WFRC Area
2022 Projects with Federal Highway Funds
Obligated/ (De_Obligated)

Plan Fund Desc.	PIN	PIN Status	Category	Project Location	County	Total Obl.	FA	STATE	LOCAL	TOTAL
10% THAT MAY BE USED ON SPECIFIC HSIP_FLEX	20072	Active	Spot Improvement - Safety	Cnty:FA-2040; MP 13.85 - 14.10	SALT LAKE	\$ 652,610	\$ 652,610	\$ 47,390	\$ 0	\$ 700,000
ADVANCED TECH DEPLOY GRANT FA_ATCMDT	19207	Scoping	ATMS Project	Various locations, statewide - Managed out of the TOC	VARIOUS	\$ 5,450,000	\$ 5,450,000	\$ 0	\$ 0	\$ 5,450,000
BRIDGE FORMULA PROGRAM - MAIN BFP_BR_MAIN	17440	Scoping	Structures Bridge Rehabilitation	Cnty:FA-2122; MP 2.64 - 2.79	SALT LAKE	\$ 139,425	\$ 139,425	\$ 10,125	\$ 0	\$ 149,550
	20088	Scoping	Structures Bridge Rehabilitation	No Mappable Location	VARIOUS	\$ 1,864,600	\$ 1,864,600	\$ 135,400	\$ 0	\$ 2,000,000
BRIDGE FORMULA PROGRAM - OFF SYSTEM BFP_BR_OFF	20126	Scoping	Structures Bridge Rehabilitation	4200 S over Jordan Canal - Off System Bridge (035118F)	SALT LAKE	\$ 190,000	\$ 190,000	\$ 0	\$ 0	\$ 190,000
CMAQ 2.5 @ 100% PRORATA CMAQ_PM2.5_1	14847	Scoping	Ped & Bike	Downtown Ogden	WEBER	\$ 556,686	\$ 556,686	\$ 0	\$ 0	\$ 556,686
CMAQ REDUCE PM 2.5 EMISSIONS CMAQ_PM2.5	14845	Advertised	ATMS Project	Selected Signals Downtown Ogden Area	WEBER	\$ 419,535	\$ 419,535	\$ 30,465	\$ 0	\$ 450,000
	15917	Scoping	Intersection Improvements	SR-105; MP .78 - .78	DAVIS	\$ 57,602	\$ 57,602	\$ 0	\$ 4,183	\$ 61,785
	15921	Advertised	Intersection Improvements	SR-173; MP 8.98 - 9.17	SALT LAKE	\$ 449,369	\$ 449,369	\$ 0	\$ 32,631	\$ 482,000
CONGESTION MITIGATION/AIR QUALITY (TOOELE CMAQ_TOOELE	16770	Closed	Safe Sidewalk/ADA	Cnty:FA-2651; MP .20 - .40	TOOELE	(\$8,120)	(\$8,120)	\$ 0	\$ 0	(\$8,120)
	18877	Physically Complete	Ped & Bike	Cnty:FA-2653; MP 3.26 - 3.52 & Cnty:FA-2651; MP 1.48 - 1.92	TOOELE	\$ 245,844	\$ 245,844	\$ 0	\$ 17,852	\$ 263,697
	18878	Physically Complete	transit Service	SR-138; MP 12.80 - 13.12	TOOELE	\$ 1,267,490	\$ 1,267,490	\$ 0	\$ 92,040	\$ 1,359,530
CONGESTION MITIGATION/AIR QUALITY (WFRC) CMAQ_WFRC	14052	Active	Spot Improvement - Operational	I-15 Corridor Responsive Ramp Metering Management	DAVIS	\$ 310,363	\$ 310,363	\$ 22,537	\$ 0	\$ 332,900
	15917	Scoping	Intersection Improvements	SR-105; MP .78 - .78	DAVIS	\$ 1,336,187	\$ 1,336,187	\$ 0	\$ 97,029	\$ 1,433,215
	19682	Active	Roadway Reconstruct - Without Widening	SR-273; MP 2.90 - 3.02	DAVIS	\$ 98,824	\$ 98,824	\$ 7,176	\$ 0	\$ 106,000
	11086	Closed	ATMS Project	US-89; MP 369.05 - 372.93	SALT LAKE	(\$301)	(\$301)	(\$22)	\$ 0	(\$322)
	13129	Awarded	ATMS Project	SR-154; MP 8.40 - 9.60 & 10400 South & Bangerter Hwy; VMS North & South	SALT LAKE	\$ 795,227	\$ 795,227	\$ 57,746	\$ 0	\$ 852,974
	13131	Closed	ATMS Project	SR-186; MP 7.90 - 8.25 & Foothill VMS; Southbound	SALT LAKE	\$ 0	\$ 0	(\$0)	\$ 0	(\$0)
	16210	Under Construction	Roadway Preventative Maintenance	US-89; MP 369.05 - 374.91	SALT LAKE	\$ 18,646	\$ 18,646	\$ 1,354	\$ 0	\$ 20,000
	17851	Active	Intersection Improvements	Cnty:FA-2098; MP 1.43 - 1.43	SALT LAKE	\$ 374,094	\$ 374,094	\$ 0	\$ 27,165	\$ 401,259
	11641	Closed	ATMS Project	Misc locations in SLCo metro area - connect signals	VARIOUS	(\$6,808)	(\$6,808)	(\$494)	\$ 0	(\$7,303)
	17960	Region Review	ATMS Project	SR-97; MP .00 - 5.00 & SR-193; MP 5.00 - 8.00 & SR-13; MP .00 - 3.00 & SR-235; MP .00 - 3.20 & I-84; MP 81.04 - 89.00 & I-84; MP 81.04 - 89.00 & Ogden Urban Area -	VARIOUS	\$ 104,418	\$ 104,418	\$ 7,582	\$ 0	\$ 112,000
	16946	Contract Complete	Safe Sidewalk/ADA	Polk Avenue; 36th Street to Franklin	WEBER	\$ 0	\$ 0	\$ 0	\$ 0	\$ 0
	16947	Close Out	Intersection Improvements	SR-204; MP 2.66 - 2.66	WEBER	(\$42,331)	(\$42,331)	(\$3,074)	\$ 0	(\$45,404)
CRRSAA BILL - 2021 SALT LAKE STP_COVID_SL	14034	Under Construction	Roadway Reconstruct - With Widening	Cnty:FA-2118; MP 4.76 - 5.64 & 500 West; 3300 South to 3900 South	SALT LAKE	\$ 2,500,000	\$ 2,500,000	\$ 0	\$ 0	\$ 2,500,000
	15911	Active	Roadway Reconstruct - Without Widening	Cnty:FA-2180; MP .59 - 1.47	SALT LAKE	\$ 605,995	\$ 605,995	\$ 0	\$ 0	\$ 605,995

WFR Area

2022 Projects with Federal Highway Funds
Obligated/ (De_Obligated)

Plan Fund Desc.	PIN	PIN Status	Category	Project Location	County	Total Obl.	FA	STATE	LOCAL	TOTAL
CRRSAA FUND FOR 2021- OGDEN LAYTON STP COVID OL	14843	Substantially Compl	Roadway Reconstruct - With Widening	500 West; 2000 South to SR-108	DAVIS	\$ 505,723	\$ 505,723	\$ 0	\$ 0	\$ 505,723
CRRSAA FUNDS FOR STATEWIDE STP_COVID_ST	19478	Scoping	Structures Bridge Rehabilitation	SR-30; MP 6.04 - 6.22	BOX ELDER	\$ 750,000	\$ 750,000	\$ 0	\$ 0	\$ 750,000
	18677	Active	Spot Improvement - Safety	I-15; MP 285.09 - 291.72 & I-15; MP 285.09 - 289.90 & I-80; MP 98.70 - 116.70 & I-80; MP 98.70 - 116.70 & SR-201; MP .00 - 16.70 & SR-201; MP .00 - 16.70 & I-215; MP .00 - 1.69 & I-215; MP .00 - 1.69 & I-15; MP 326.49 - 330.09 & I-15; MP 326.41 - 330	VARIOUS	\$ 688,000	\$ 688,000	\$ 0	\$ 0	\$ 688,000
EMERGENCY RELIEF - 100% ER_2020_100%	18709	Closed	Spot Improvement - Safety	FROM SR-171 3500 SOUTH; MP .05 - .21 & FROM SR-186 TO I-215; MP .43 - .67 & SR-171; MP 7.34 - 7.55 & I-215; MP .66 - .97 & I-215; MP .66 - .97	SALT LAKE	(\$10,911)	(\$10,911)	\$ 0	\$ 0	(\$10,911)
EMERGENCY RELIEF 2022 ER_2022	18873	Under Construction	Structures Bridge Rehabilitation	SR-71; MP 13.16 - 13.33 & FROM UNION PARK AVE. TO I-215P; MP .10 - .23 & FROM SR-269 5TH SO. TO I-15N; MP .09 - .19 & I-15; MP 306.60 - 306.65	SALT LAKE	\$ 1,620,444	\$ 1,620,444	\$ 117,670	\$ 0	\$ 1,738,114
EMERGENCY RELIEVE FMIS FAST ACT ER_2020	18872	Closed	Structures Bridge Rehabilitation	SR-171; MP 7.37 - 7.53 & I-215; MP .72 - .93	SALT LAKE	(\$126,380)	(\$126,380)	(\$9,177)	\$ 0	(\$135,557)
FEDERAL AID MISCELLANEOUS FA_MISC	17120	Closed	Other Study	Project Name - Measuring Multimodal Network Connectivity	STATEWIDE	(\$1,497)	(\$1,497)	(\$374)	\$ 0	(\$1,872)
	18924	Closed	Other	N/A	VARIOUS	(\$44)	(\$44)	(\$11)	\$ 0	(\$55)
FTA MPO FUNDS @100 % FTA_5303_103	20298	Active	Other	N/A	SALT LAKE	\$ 879,096	\$ 879,096	\$ 0	\$ 0	\$ 879,096
HIF WITH PRO-RATA OF 80% HIF_O/L_80%	13822	Substantially Compl	Spot Improvement - Operational	I-15; MP 329.79 - 340.71 & I-15; Hill Field Road to Davis/Weber County Line to I-84	VARIOUS	\$ 606,658	\$ 606,658	\$ 151,665	\$ 0	\$ 758,323
HIGHWAY INFRASTRUCTURE FUNDS STP_HIF_ST	18443	Physically Complete	Roadway Reconstruct - Without Widening	SR-83; MP 19.01 - 30.73	BOX ELDER	\$ 1,604,022	\$ 1,604,022	\$ 116,478	\$ 0	\$ 1,720,500
	17892	Closed	Roadway Reconstruct - Without Widening	SR-201; MP 1.90 - 2.70 & SR-201; MP 1.90 - 2.70	SALT LAKE	(\$605,995)	(\$605,995)	(\$44,005)	\$ 0	(\$650,000)
	12217	Closed	Spot Improvement - Safety	Cnty:FA-2040; MP 13.87 - 13.87 & Staffing Support	SALT LAKE	(\$176,446)	(\$176,446)	(\$12,813)	\$ 0	(\$189,259)
	14034	Under Construction	Roadway Reconstruct - With Widening	Cnty:FA-2118; MP 4.76 - 5.64 & 500 West; 3300 South to 3900 South	SALT LAKE	\$ 233,075	\$ 233,075	\$ 0	\$ 16,925	\$ 250,000
	14467	Closed	Spot Improvement - Safety	Cnty:FA-2040; MP 13.79 - 13.99 & statewide study	SALT LAKE	(\$51,277)	(\$51,277)	(\$3,724)	\$ 0	(\$55,000)
	14470	Active	Safety	Cnty:FA-2040; MP 13.81 - 13.99 & statewide	SALT LAKE	\$ 233,075	\$ 233,075	\$ 16,925	\$ 0	\$ 250,000
	14473	Active	safety	Cnty:FA-2040; MP 13.73 - 14.03	SALT LAKE	\$ 1,118,760	\$ 1,118,760	\$ 81,240	\$ 0	\$ 1,200,000
	14474	Closed	Safety	Cnty:FA-2040; MP 13.80 - 13.99 & statewide staff support	SALT LAKE	\$ 49,498	\$ 49,498	\$ 3,594	\$ 0	\$ 53,093
	16311	Closed	Spot Improvement - Safety	SR-186; MP 3.86 - 4.15 & I-80; MP 135.86 136.53 & I-80; MP 133.26 - 133.83 & I-80; MP 133.26 - 133.91 & I-80; MP 118.72 - 119.16 & I-80; MP 135.96 - 136.37	SALT LAKE	(\$14,778)	(\$14,778)	(\$1,073)	\$ 0	(\$15,851)
	16329	Close Out	Spot Improvement - Safety	Cnty:FA-2040; MP 13.83 - 13.95	SALT LAKE	\$ 10,966	\$ 10,966	\$ 796	\$ 0	\$ 11,763

WFRC Area

2022 Projects with Federal Highway Funds
Obligated/ (De_Obligated)

Plan Fund Desc.	PIN	PIN Status	Category	Project Location	County	Total Obl.	FA	STATE	LOCAL	TOTAL	
HIGHWAY SAFETY IMPROVEMENT PROGAM	HSIP	16330	Close Out	Spot Improvement - Safety	Cnty:FA-2040; MP 13.83 - 13.95	SALT LAKE	\$ 470,812	\$ 470,812	\$ 34,189	\$ 0	\$ 505,000
		16331	Active	Spot Improvement - Safety	Cnty:FA-2040; MP 13.82 - 13.95	SALT LAKE	\$ 666,595	\$ 666,595	\$ 48,406	\$ 0	\$ 715,000
		17330	Closed	Spot Improvement - Safety	SR-85; MP 3.53 - 20.84 & SR-85; MP 3.53 - 20.84	SALT LAKE	(\$32,631)	(\$32,631)	(\$2,370)	\$ 0	(\$35,000)
		17837	Awarded	Ped & Bike	SR-171; MP 9.22 - 9.22	SALT LAKE	\$ 1,631,524	\$ 1,631,524	\$ 118,475	\$ 0	\$ 1,749,999
		19995	Scoping	Spot Improvement - Safety	SR-68; MP 53.10 - 54.80 & SR-68; MP 48.30 - 49.30 & SR-171; MP 9.10 - 10.71	SALT LAKE	\$ 186,460	\$ 186,460	\$ 13,540	\$ 0	\$ 200,000
		13463	Closed	Roadway Preventative Maintenance	SR-36; MP 42.56 - 52.45	TOOELE	(\$1,906)	(\$1,906)	(\$138)	\$ 0	(\$2,044)
		16314	Close Out	Spot Improvement - Safety	I-80; MP 80.00 - 90.00 & I-80; MP 80.00 - 90.00 & I-80; MP 38.00 - 50.00 & I-80; MP 38.00 - 50.00	TOOELE	(\$369,879)	(\$369,879)	(\$26,859)	\$ 0	(\$396,738)
		16430	Close Out	Spot Improvement - Safety	I-80; MP .00 - 20.00 & I-80; MP .00 - 20.00	TOOELE	\$ 79,246	\$ 79,246	\$ 5,755	\$ 0	\$ 85,000
		17611	Physically Complete	Spot Improvement - Safety	I-80; MP 83.50 - 84.97	TOOELE	\$ 279,690	\$ 279,690	\$ 20,310	\$ 0	\$ 300,000
		18296	Awarded	Spot Improvement - Safety	SR-36; MP 62.89 - 65.12	TOOELE	\$ 974,375	\$ 974,375	\$ 70,755	\$ 0	\$ 1,045,130
		14451	Closed	Spot Improvement - Safety	US-89; MP 480.80 - 492.50	VARIOUS	(\$57,314)	(\$57,314)	(\$4,162)	\$ 0	(\$61,476)
		15304	Closed	Spot Improvement - Safety	US-189; MP 8.66 - 14.59	VARIOUS	(\$65,227)	(\$65,227)	(\$4,737)	\$ 0	(\$69,963)
		15486	Under Construction	Roadway Preventative Maintenance	I-84; MP 102.22 - 112.23 & I-84; MP 102.22 - 112.23	VARIOUS	\$ 1,025,530	\$ 1,025,530	\$ 74,470	\$ 0	\$ 1,100,000
		16324	Closed	Spot Improvement - Safety	I-15; MP .00 - 132.00 & I-15; MP .00 - 132.00	VARIOUS	(\$14,894)	(\$14,894)	(\$1,082)	\$ 0	(\$15,975)
		16355	Region Review	Spot Improvement - Safety	SR-126; MP 20.56 - 21.13	VARIOUS	\$ 1,584,910	\$ 1,584,910	\$ 115,090	\$ 0	\$ 1,700,000
		16629	Under Construction	Spot Improvement - Safety	I-15; MP 64.00 - 188.00 & I-15; MP 64.00 - 188.00	VARIOUS	\$ 1,584,562	\$ 1,584,562	\$ 115,065	\$ 0	\$ 1,699,626
		16789	Closed	Spot Improvement - Safety	Various Routes in Region Four; Texas Turndown & Guardrail Replacement	VARIOUS	(\$11,681)	(\$11,681)	(\$848)	\$ 0	(\$12,529)
		17742	Closed	Spot Improvement - Safety	I-215; MP 12.73 - 12.73 & I-215; MP 10.83 - 10.83 & I-215; MP 10.58 - 10.58 & I-215; MP 6.07 - 6.07 & I-215; MP 3.84 - 3.84 & I-80; MP 118.92 - 119.10 & I-80; MP 106.38 106.83 & I-80; MP 61.76 - 62.70 & I-215; MP 10.60 - 10.80 & I-215; MP 6.10 - 6.	VARIOUS	(\$19,772)	(\$19,772)	(\$1,436)	\$ 0	(\$21,207)
		18297	Active	Spot Improvement - Safety	SR-201; MP .00 - 10.00	VARIOUS	\$ 207,344	\$ 207,344	\$ 15,056	\$ 0	\$ 222,400
		18298	Substantially Compl	Spot Improvement - Safety	I-15; MP 194.14 - 229.23 & I-15; MP 194.14 - 229.23	VARIOUS	\$ 4,457,357	\$ 4,457,357	\$ 323,676	\$ 0	\$ 4,781,033
		18301	Active	Spot Improvement - Safety	I-15; MP 181.00 - 186.20 & I-15; MP 57.00 - 62.40	VARIOUS	\$ 139,845	\$ 139,845	\$ 10,155	\$ 0	\$ 150,000
		18302	Scoping	Spot Improvement - Safety	I-70; MP 75.30 - 76.30 & I-70; MP 135.00 - 140.00	VARIOUS	\$ 139,845	\$ 139,845	\$ 10,155	\$ 0	\$ 150,000
		17510	Awarded	Spot Improvement - Safety	Cnty:FA-3318; MP 1.11 - 1.17 & SR-126; MP 10.68 - 10.78	WEBER	\$ 146,508	\$ 146,508	\$ 10,639	\$ 0	\$ 157,147
		19667	Scoping	Spot Improvement - Safety	SR-39; MP 19.20 - 19.60	WEBER	\$ 377,603	\$ 377,603	\$ 27,420	\$ 0	\$ 405,023
		19988	Scoping	Spot Improvement - Safety	SR-204; MP 1.23 - 1.95	WEBER	\$ 65,261	\$ 65,261	\$ 4,739	\$ 0	\$ 70,000

WFRC Area

2022 Projects with Federal Highway Funds
Obligated/ (De_Obligated)

Plan Fund Desc.	PIN	PIN Status	Category	Project Location	County	Total Obl.	FA	STATE	LOCAL	TOTAL
HSIP HIGH RISK RURAL ROAD - SPECIAL RULE HSIP_HRRR_SR	16789	Closed	Spot Improvement - Safety	Various Routes in Region Four; Texas Turndown & Guardrail Replacement	VARIOUS	(\$158,470)	(\$158,470)	(\$11,507)	\$ 0	(\$169,977)
	19667	Scoping	Spot Improvement - Safety	SR-39; MP 19.20 - 19.60	WEBER	\$ 158,470	\$ 158,470	\$ 11,507	\$ 0	\$ 169,977
LOCAL TRANSPORTATION ASSISTANCE PRGM FA LTAP	19461	Active	Other Study	Statewide LTAP Services	STATEWIDE	\$ 150,000	\$ 150,000	\$ 150,000	\$ 0	\$ 300,000
MISC. FEDERAL AID WITH 100% PRO RATA FA MISC 100%	20196	Scoping	Other	N/A	STATEWIDE	\$ 5,000	\$ 5,000	\$ 0	\$ 0	\$ 5,000
NATIONAL SUMMER TRANSPORTATION INSTITUTE NSTI	20256	Active	Other	N/A	STATEWIDE	\$ 20,495	\$ 20,495	\$ 0	\$ 0	\$ 20,495
NAT'L HIGHWAY PERFORM PROG. BRIDGE ON NHPP_BR	12624	Under Construction	Structures Bridge Rehabilitation	Cnty:FA-1980; MP .00 - .14	MORGAN	\$ 139,845	\$ 139,845	\$ 0	\$ 10,155	\$ 150,000
	16512	Close Out	Railroad	Cnty:FA-1972; MP 8.69 - 8.78	MORGAN	\$ 1,689,328	\$ 1,689,328	\$ 0	\$ 122,672	\$ 1,812,000
	12418	Scoping	Structures Bridge Rehabilitation	40TH WEST / NORTH TEMPLE; MP .94 - 1.73 & I-80; MP 112.00 - 116.59 & FROM SR-186 TO SR-154 AIRPORT; MP .34 - .57 & I-80; MP 112.00 - 116.60 & FROM I-215N; MP .82 - 1.25 & TO SR-154 - AIRPORT; MP .00 - .86 & From SR-186 & I-80N to Airport; MP .00 - .9	SALT LAKE	\$ 932,300	\$ 932,300	\$ 67,700	\$ 0	\$ 1,000,000
	19168	Contract Complete	Structures Bridge Replacement	FROM 2000 EAST NB TO I-215P; MP .00 - .39	SALT LAKE	\$ 997,561	\$ 997,561	\$ 72,439	\$ 0	\$ 1,070,000
	12517	Under Construction	Roadway Minor Rehab - Purple Book	I-80; MP 80.00 - 88.58 & I-80; MP 80.00 - 88.58 & I-80; MP 60.00 - 70.00 & I-80; MP 60.00 - 70.00	TOOELE	\$ 344,951	\$ 344,951	\$ 25,049	\$ 0	\$ 370,000
	13323	Close Out	Structures Bridge Replacement	I-80; MP 101.61 - 102.09 & I-80; MP 101.61 - 102.09 & SR-36; MP 65.64 - 66.41	VARIOUS	\$ 0	\$ 0	\$ 0	\$ 0	\$ 0
	16423	Closed	Structures Bridge Replacement	I-80; MP 101.61 - 102.09 & SR-36; MP 65.64 - 66.41 & I-80; MP 101.61 - 102.09	VARIOUS	\$ 0	\$ 0	(\$0)	\$ 0	(\$0)
	18255	Under Construction	Structures Preventative Maintenance	Cnty:FA-1016; MP 8.77 - 8.85 & SULPHURDALE OVERPASS EXIT 129; MP .00 - .25 & SR-161; MP 2.87 - 3.03 & I-15; MP 129.33 - 129.56 & I-15; MP 129.33 - 129.55	VARIOUS	\$ 1,398,450	\$ 1,398,450	\$ 101,550	\$ 0	\$ 1,500,000
	14263	Region Review	Structures Bridge Rehabilitation	SR-53; MP .87 - 1.66	WEBER	\$ 233,075	\$ 233,075	\$ 16,925	\$ 0	\$ 250,000
	15677	Scoping	Roadway Reconstruct - Without Widening	US-89; MP 423.31 - 432.52	BOX ELDER	\$ 8,595,806	\$ 8,595,806	\$ 624,194	\$ 0	\$ 9,220,000
	15489	Closed	Roadway Preventative Maintenance	US-89; MP 395.59 - 397.12	DAVIS	(\$217,760)	(\$217,760)	(\$15,813)	\$ 0	(\$233,573)
	19875	Contract Complete	Roadway Preventative Maintenance	US-89; MP 397.11 - 398.11	DAVIS	\$ 2,796,900	\$ 2,796,900	\$ 203,100	\$ 0	\$ 3,000,000
	12497	Closed	Roadway Minor Rehab - Purple Book	SR-171; MP .00 - 3.51	SALT LAKE	(\$2,062)	(\$2,062)	(\$150)	\$ 0	(\$2,212)
	12561	Closed	Roadway Reconstruct - With Widening	US-89; MP 363.77 - 364.79	SALT LAKE	(\$3,385)	(\$3,385)	(\$246)	\$ 0	(\$3,631)
	15202	Close Out	Roadway Reconstruct - With Widening	SR-201; MP 7.68 - 8.68 & Frontage Road on South Side SR 201 from 7200 West to 8000 West	SALT LAKE	(\$9,548)	(\$9,548)	(\$693)	\$ 0	(\$10,241)
	16210	Under Construction	Roadway Preventative Maintenance	US-89; MP 369.05 - 374.91	SALT LAKE	\$ 5,999,351	\$ 5,999,351	\$ 435,650	\$ 0	\$ 6,435,000
	16215	Awarded	Roadway Preventative Maintenance	US-89; MP 364.80 - 366.87	SALT LAKE	\$ 2,219,559	\$ 2,219,559	\$ 161,176	\$ 0	\$ 2,380,734

WFRC Area

2022 Projects with Federal Highway Funds
Obligated/ (De_Obligated)

Plan Fund Desc.	PIN	PIN Status	Category	Project Location	County	Total Obl.	FA	STATE	LOCAL	TOTAL
NAT'L HIGHWAY PERFORM PROG. NHS ROUTES NHPP_NHS	17340	Physically Complete	Roadway Reconstruct - Without Widening	US-89; MP 378.80 - 380.16	SALT LAKE	\$ 29,367	\$ 29,367	\$ 2,133	\$ 0	\$ 31,500
	18267	Active	Roadway Preventative Maintenance	SR-171; MP 3.49 - 5.77	SALT LAKE	\$ 470,812	\$ 470,812	\$ 34,189	\$ 0	\$ 505,000
	18268	Awarded	Roadway Preventative Maintenance	SR-85; MP 7.15 - 16.89 & SR-85; MP 7.36 - 17.13	SALT LAKE	\$ 3,430,880	\$ 3,430,880	\$ 249,137	\$ 0	\$ 3,680,017
	18276	Scoping	Roadway Preventative Maintenance	SR-171; MP 9.43 - 10.73	SALT LAKE	\$ 210,700	\$ 210,700	\$ 15,300	\$ 0	\$ 226,000
	14297	Close Out	Roadway Minor Rehab - Purple Book	US-89; MP 284.13 - 297.04	VARIOUS	(\$451,233)	(\$451,233)	(\$32,767)	\$ 0	(\$484,000)
	15428	Close Out	Roadway Preventative Maintenance	SR-68; MP 35.99 - 40.78	VARIOUS	(\$132,542)	(\$132,542)	(\$9,625)	\$ 0	(\$142,167)
	17303	Physically Complete	Roadway Reconstruct - Without Widening	US-89; MP 383.12 - 383.77 & US-89; MP 381.54 - 383.77	VARIOUS	\$ 932	\$ 932	\$ 68	\$ 0	\$ 1,000
	18321	Awarded	Roadway Preventative Maintenance	US-40; MP 130.45 - 141.80 & SR-121; MP .00 - 1.70	VARIOUS	\$ 5,314,110	\$ 5,314,110	\$ 385,890	\$ 0	\$ 5,700,000
	18350	Substantially Compl	Roadway Reconstruct - Without Widening	US-191; MP 128.73 - 129.86 & US-191; MP 103.94 - 125.38	VARIOUS	\$ 2,978,885	\$ 2,978,885	\$ 216,315	\$ 0	\$ 3,195,200
	19173	Under Construction	Roadway Reconstruct - Without Widening	US-6; MP 221.74 - 232.20	VARIOUS	\$ 8,041,088	\$ 8,041,088	\$ 583,913	\$ 0	\$ 8,625,000
	19202	Advertised	Roadway Preventative Maintenance	US-6; MP 201.12 - 204.30 & US-6; MP 211.41 - 214.81	VARIOUS	\$ 74,584	\$ 74,584	\$ 5,416	\$ 0	\$ 80,000
	15482	Closed	Roadway Preventative Maintenance	I-84; MP 29.84 - 40.28 & I-84; MP 29.84 - 40.28	BOX ELDER	(\$1,314,816)	(\$1,314,816)	(\$81,251)	\$ 0	(\$1,396,067)
	16631	Advertised	Roadway Preventative Maintenance	I-15; MP 362.02 - 365.51 & I-15; MP 362.02 - 365.51 & I-15; MP 362.02 - 365.65	BOX ELDER	\$ 207,196	\$ 207,196	\$ 12,804	\$ 0	\$ 220,000
	16649	Physically Complete	Asset Management	SR-102; MP 8.50 - 8.70 & I-84; MP 1.80 - 14.60	BOX ELDER	\$ 210,474	\$ 210,474	\$ 13,007	\$ 0	\$ 223,480
	17430	Under Construction	Roadway Reconstruct - Without Widening	I-84; MP 19.59 - 29.84	BOX ELDER	\$ 1,274,305	\$ 1,274,305	\$ 78,748	\$ 0	\$ 1,353,053
	18231	Physically Complete	Roadway Reconstruct - Without Widening	I-84; MP 8.01 - 15.83	BOX ELDER	\$ 1,789,420	\$ 1,789,420	\$ 110,580	\$ 0	\$ 1,900,000
	15678	Abandoned	Roadway Reconstruct - Without Widening	I-15; MP 318.50 - 324.75 & I-15; MP 318.50 - 324.75	DAVIS	(\$141,270)	(\$141,270)	(\$8,730)	\$ 0	(\$150,000)
	17420	Close Out	Roadway Preventative Maintenance	I-15; MP 315.28 - 318.79	DAVIS	(\$1,282,066)	(\$1,282,066)	(\$79,227)	\$ 0	(\$1,361,293)
	18227	Substantially Compl	Roadway Reconstruct - Without Widening	I-15; MP 315.28 - 318.80	DAVIS	\$ 3,202,120	\$ 3,202,120	\$ 197,880	\$ 0	\$ 3,400,000
	15688	Under Construction	Roadway Minor Rehab - Purple Book	I-80; MP 124.96 - 127.57 & I-215; MP 1.60 - 4.00	SALT LAKE	\$ 21,661,400	\$ 21,661,400	\$ 1,338,600	\$ 0	\$ 23,000,000
	16446	Closed	Spot Improvement - Safety	I-215; MP 2.62 - 15.26	SALT LAKE	(\$847,620)	(\$847,620)	(\$52,380)	\$ 0	(\$900,000)
	17247	Closed	Roadway Preventative Maintenance	I-215; MP 5.70 - 15.50 & I-215; MP 5.70 - 15.50	SALT LAKE	(\$17,355)	(\$17,355)	(\$1,072)	\$ 0	(\$18,427)
	12517	Under Construction	Roadway Minor Rehab - Purple Book	I-80; MP 80.00 - 88.58 & I-80; MP 80.00 - 88.58 & I-80; MP 60.00 - 70.00 & I-80; MP 60.00 - 70.00	TOOELE	\$ 12,503,016	\$ 12,503,016	\$ 772,643	\$ 0	\$ 13,275,659
	16211	Closed	Roadway Minor Rehab - Purple Book	I-80; MP 70.00 - 80.00 & I-80; MP 70.00 - 80.00	TOOELE	(\$460,876)	(\$460,876)	(\$28,481)	\$ 0	(\$489,356)
	17611	Physically Complete	Spot Improvement - Safety	I-80; MP 83.50 - 84.97	TOOELE	\$ 47,090	\$ 47,090	\$ 2,910	\$ 0	\$ 50,000
	18271	Awarded	Roadway Preventative Maintenance	I-80; MP 50.10 - 60.10 & I-80; MP 50.10 - 60.10	TOOELE	\$ 7,534,400	\$ 7,534,400	\$ 465,600	\$ 0	\$ 8,000,000

WFRC Area

2022 Projects with Federal Highway Funds
Obligated/ (De_Obligated)

Plan Fund Desc.	PIN	PIN Status	Category	Project Location	County	Total Obl.	FA	STATE	LOCAL	TOTAL
NAT'L HIGHWAY PERFORM PROGRAM - IM NHPP_IM	18274	Awarded	Roadway Preventative Maintenance	I-80; MP 88.58 - 94.26 & I-80; MP 88.58 - 94.26	TOOELE	\$ 70,635	\$ 70,635	\$ 4,365	\$ 0	\$ 75,000
	12305	Closed	Roadway Minor Rehab - Purple Book	I-15; MP 193.70 - 200.70	VARIOUS	(\$260,175)	(\$260,175)	(\$16,078)	\$ 0	(\$276,253)
	13323	Close Out	Structures Bridge Replacement	I-80; MP 101.61 - 102.09 & I-80; MP 101.61 - 102.09 & SR-36; MP 65.64 - 66.41	VARIOUS	\$ 11,833	\$ 11,833	\$ 731	\$ 0	\$ 12,564
	14199	Closed	Roadway Preventative Maintenance	I-84; MP 81.48 - 87.64	VARIOUS	(\$1,552,539)	(\$1,552,539)	(\$95,942)	\$ 0	(\$1,648,480)
	15382	Closed	Roadway Preventative Maintenance	I-15; MP 239.23 - 248.85	VARIOUS	(\$406,054)	(\$406,054)	(\$25,093)	\$ 0	(\$431,147)
	15486	Under Construction	Roadway Preventative Maintenance	I-84; MP 102.22 - 112.23 & I-84; MP 102.22 - 112.23	VARIOUS	\$ 4,523,751	\$ 4,523,751	\$ 279,552	\$ 0	\$ 4,803,304
	15718	Close Out	Roadway Reconstruct - With Widening	Region 2 - Culvert Condition Inventory	VARIOUS	\$ 194	\$ 194	\$ 12	\$ 0	\$ 206
	16405	Under Construction	Roadway Reconstruct - Without Widening	I-15; MP 26.94 - 37.50 & I-15; MP 26.94 - 42.54	VARIOUS	\$ 517,990	\$ 517,990	\$ 32,010	\$ 0	\$ 550,000
	16423	Closed	Structures Bridge Replacement	I-80; MP 101.61 - 102.09 & SR-36; MP 65.64 - 66.41 & I-80; MP 101.61 - 102.09	VARIOUS	\$ 2,994	\$ 2,994	\$ 185	\$ 0	\$ 3,179
	16443	Close Out	Spot Improvement - Safety	I-80; MP 99.15 - 106.00	VARIOUS	\$ 9,418	\$ 9,418	\$ 582	\$ 0	\$ 10,000
	16503	Close Out	ATMS Project	I-15; MP 204.25 - 206.60 & I-15; MP 245.90 - 246.65	VARIOUS	\$ 35,788	\$ 35,788	\$ 2,212	\$ 0	\$ 38,000
	16733	Closed	ATMS Project	I-15; MP 161.43 - 244.80 & I-15; MP 161.43 - 244.80 & US-50; MP 129.85 - 130.49	VARIOUS	(\$200)	(\$200)	(\$12)	\$ 0	(\$213)
	17397	Close Out	Asset Management	I-80; MP 72.20 - 114.40	VARIOUS	(\$65,926)	(\$65,926)	(\$4,074)	\$ 0	(\$70,000)
	18387	Under Construction	Roadway Minor Rehab - Purple Book	I-15; MP 93.84 - 105.52 & I-15; MP 93.84 - 106.86	VARIOUS	\$ 188,360	\$ 188,360	\$ 11,640	\$ 0	\$ 200,000
	19188	Awarded	ATMS Project	I-80; MP 127.67 - 142.14 & I-80; MP 127.67 - 142.14	VARIOUS	\$ 284,424	\$ 284,424	\$ 17,576	\$ 0	\$ 302,000
	18232	Active	Roadway Preventative Maintenance	I-84; MP 81.04 - 81.73	WEBER	\$ 113,016	\$ 113,016	\$ 6,984	\$ 0	\$ 120,000
PLANNING MPO (WFRC) PL_WFRC	18756	Closed	Other Study	N/A Annual Workplan	SALT LAKE	(\$1,053,642)	(\$1,053,642)	\$ 0	\$ 0	(\$1,053,642)
PLANNING WFRC AT 100 % PL_WFRC_100	20298	Active	Other	N/A	SALT LAKE	\$ 3,144,998	\$ 3,144,998	\$ 0	\$ 0	\$ 3,144,998
RAIL / HWY ELIM @90/10 R/H_HZ_ELM90	13525	Closed	Railroad	Cnty:FA-2040; MP 13.81 - 14.01 & Statewide inventory	SALT LAKE	\$ 1,137	\$ 1,137	\$ 126	\$ 0	\$ 1,263
	16021	Under Construction	Intersection Improvements	Cnty:FA-3308; MP 2.46 - 2.56	WEBER	\$ 445,442	\$ 445,442	\$ 49,494	\$ 0	\$ 494,935
RAIL/HIGHWAY DEVICES @90/10 R/H_DEVICES90	13535	Closed	Railroad	Cnty:FA-2156; MP 3.32 - 3.41 & Cnty:FA-2107; MP 4.65 - 4.71 & Cnty:FA-2094; MP 4.04 - 4.15 & Cnty:FA-2098; MP .62 - .74 & Cnty:FA-2172; MP 10.17 - 10.37	SALT LAKE	(\$104)	(\$104)	(\$12)	\$ 0	(\$115)
	15005	Closed	Railroad	Spot location of crossing on Foothill Dr	TOOELE	(\$575)	(\$575)	\$ 0	\$ 0	(\$575)
	16021	Under Construction	Intersection Improvements	Cnty:FA-3308; MP 2.46 - 2.56	WEBER	\$ 5,269	\$ 5,269	\$ 585	\$ 0	\$ 5,855
RAIL/HWY DEVICES WITH STATE MATCH R/H_DEVIC90S	15005	Closed	Railroad	Spot location of crossing on Foothill Dr	TOOELE	\$ 575	\$ 575	\$ 0	\$ 0	\$ 575
	16021	Under Construction	Intersection Improvements	Cnty:FA-3308; MP 2.46 - 2.56	WEBER	\$ 215,814	\$ 215,814	\$ 23,979	\$ 0	\$ 239,793

WFRM Area

2022 Projects with Federal Highway Funds
Obligated/ (De_Obligated)

Plan Fund Desc.	PIN	PIN Status	Category	Project Location	County	Total Obl.	FA	STATE	LOCAL	TOTAL
RAIL/HWY HAZARD ELIM @100 % R/H_HZ_ELM2	18006	Active	Railroad	Stansbury Island Road	TOOELE	\$ 15,000	\$ 15,000	\$ 0	\$ 0	\$ 15,000
RAIL/HWY HAZARD ELIM W/ STATE MATCH R/H_HZ_EL90S	13531	Closed	Railroad	Cnty:FA-2040; MP 13.78 - 13.99 & Consultant contract	SALT LAKE	(\$9,499)	(\$9,499)	(\$1,055)	\$ 0	(\$10,554)
	14720	Active	Railroad	Cnty:FA-2040; MP 13.78 - 14.02 & Statewide staffing support	SALT LAKE	\$ 108,000	\$ 108,000	\$ 12,000	\$ 0	\$ 120,000
	14721	Active	Railroad	Cnty:FA-2040; MP 13.80 - 14.00 & Statewide staffing support	SALT LAKE	\$ 54,900	\$ 54,900	\$ 6,100	\$ 0	\$ 61,000
	18867	Active	Railroad	Cnty:FA-2040; MP 13.78 - 14.02	SALT LAKE	\$ 45,900	\$ 45,900	\$ 5,100	\$ 0	\$ 51,000
SHRP2 IMPLEMENTATION ASSISTANCE FA_SHRP2	14098	Closed	Spot Improvement - Safety	Development of 3D storage and retrieval data models	VARIOUS	(\$116,966)	(\$116,966)	\$ 0	\$ 0	(\$116,966)
	20034	Active	Spot Improvement - Safety	N/A	STATEWIDE	\$ 116,966	\$ 116,966	\$ 0	\$ 0	\$ 116,966
SPR PLANNING FUNDS @ 100% SPR_P_100%	20294	Active	Other	N/A	STATEWIDE	\$ 6,181,056	\$ 6,181,056	\$ 0	\$ 0	\$ 6,181,056
SPR POOLED FUND 100% SPR_R_100%	17384	Active	other	Western Maintenance Partnership Phase 3	STATEWIDE	\$ 30,000	\$ 30,000	\$ 0	\$ 0	\$ 30,000
	19538	Active	Other Study	N/A	STATEWIDE	\$ 96,000	\$ 96,000	\$ 0	\$ 0	\$ 96,000
	20158	Active	Other	N/A	STATEWIDE	\$ 290,000	\$ 290,000	\$ 0	\$ 0	\$ 290,000
	14239	Closed	other	Research Study	VARIOUS	(\$2)	(\$2)	\$ 0	\$ 0	(\$2)
STATEWIDE PLANNING & RESEARCH (PLANNING) SPR_P	20091	Active	Spot Improvement - Safety	Cnty:FA-2040; MP 13.87 - 14.08	SALT LAKE	\$ 24,000	\$ 24,000	\$ 6,000	\$ 0	\$ 30,000
	14378	Closed	Other	Develop Long Range Plan Framework Using SHRP2 C01	STATEWIDE	(\$36)	(\$36)	(\$9)	\$ 0	(\$45)
	19600	Close Out	Planning	N/A	STATEWIDE	\$ 176,000	\$ 176,000	\$ 0	\$ 0	\$ 176,000
	20392	Active	Other	N/A	STATEWIDE	\$ 352,000	\$ 352,000	\$ 88,000	\$ 0	\$ 440,000
	15869	Closed	Other	N/A Annual Work Program	VARIOUS	(\$10,793)	(\$10,793)	(\$2,698)	\$ 0	(\$13,491)
	16850	Closed	Other Study	N/A Annual Work Program	VARIOUS	(\$8,000)	(\$8,000)	(\$2,000)	\$ 0	(\$10,000)
	17284	Closed	Other Study	N/A	VARIOUS	(\$36,217)	(\$36,217)	(\$9,054)	\$ 0	(\$45,272)
	17751	Close Out	Other	N/A	VARIOUS	(\$419,999)	(\$419,999)	(\$105,000)	\$ 0	(\$524,999)
	19601	Close Out	Research	N/A	STATEWIDE	(\$1,248,639)	(\$1,248,639)	(\$312,160)	\$ 0	(\$1,560,798)
	20299	Active	Other	N/A	STATEWIDE	\$ 2,863,727	\$ 2,863,727	\$ 715,932	\$ 0	\$ 3,579,658
	16841	Closed	Other	N/A Annual Work Program	VARIOUS	(\$280,619)	(\$280,619)	(\$70,155)	\$ 0	(\$350,774)
	18757	Close Out	Other Study	N/A Annual Work Program	VARIOUS	(\$1,270,000)	(\$1,270,000)	(\$317,500)	\$ 0	(\$1,587,500)
STP - O/L URBAN AREA @ 100% STP_UR_O/L@1	11990	Active	Funding Pass Through	Project Planning Support -Weber & Davis County	DAVIS	\$ 897,402	\$ 897,402	\$ 0	\$ 0	\$ 897,402
	20298	Active	Other	N/A	SALT LAKE	\$ 455,459	\$ 455,459	\$ 0	\$ 0	\$ 455,459
	17365	Active	Structures Bridge Replacement	Cnty:FA-1508; MP .60 - .82	DAVIS	\$ 558,782	\$ 558,782	\$ 40,577	\$ 0	\$ 599,359

WFRC Area

2022 Projects with Federal Highway Funds
Obligated/ (De_Obligated)

Plan Fund Desc.	PIN	PIN Status	Category	Project Location	County	Total Obl.	FA	STATE	LOCAL	TOTAL
STP - BRIDGE FUNDS FOR STATE PROJECTS STP_BRIDGE	14344	Closed	Asset Management	FROM SR-71; MP .00 - .17 & I-80; MP 123.11 - 125.69 & TO SR-181 13TH EAST; MP .00 - .20 & TO SR-71; MP .00 - .11 & I-80; MP 123.11 - 125.69	SALT LAKE	(\$33,570)	(\$33,570)	(\$2,438)	\$ 0	(\$36,007)
	14666	Active	Structures Preventative Maintenance	Cnty:FA-2040; MP 13.84 - 13.91 & Statewide	SALT LAKE	(\$512,765)	(\$512,765)	(\$37,235)	\$ 0	(\$550,000)
	16162	Scoping	Structures Preventative Maintenance	SR-317; MP .65 - .68	SALT LAKE	\$ 4,288,580	\$ 4,288,580	\$ 311,420	\$ 0	\$ 4,600,000
	16210	Under Construction	Roadway Preventative Maintenance	US-89; MP 369.05 - 374.91	SALT LAKE	\$ 233,075	\$ 233,075	\$ 16,925	\$ 0	\$ 250,000
	16490	Scoping	Structures Bridge Replacement	I-215; MP 11.14 - 11.19 & I-215; MP 11.11 - 11.22 & Cnty:FA-2118; MP 1.00 - 1.08	SALT LAKE	\$ 708,548	\$ 708,548	\$ 51,452	\$ 0	\$ 760,000
	16638	Scoping	Structures Preventative Maintenance	SR-317; MP .00 - .04	SALT LAKE	\$ 279,690	\$ 279,690	\$ 20,310	\$ 0	\$ 300,000
	18459	Close Out	Structures Preventative Maintenance	SR-268; MP .03 - .58	SALT LAKE	(\$190,180)	(\$190,180)	(\$13,810)	\$ 0	(\$203,990)
	14264	Active	Structures Bridge Rehabilitation	I-84; MP 90.67 - 91.18 & I-84; MP 90.67 - 91.18	VARIOUS	\$ 18,646	\$ 18,646	\$ 1,354	\$ 0	\$ 20,000
	19860	Scoping	Structures Bridge Rehabilitation	No Mappable Location	VARIOUS	\$ 186,460	\$ 186,460	\$ 13,540	\$ 0	\$ 200,000
	15482	Closed	Roadway Preventative Maintenance	I-84; MP 29.84 - 40.28 & I-84; MP 29.84 - 40.28	BOX ELDER	(\$93,230)	(\$93,230)	(\$6,770)	\$ 0	(\$100,000)
	16523	Closed	Roadway Preventative Maintenance	SR-315; MP .00 - 1.76	BOX ELDER	(\$213,837)	(\$213,837)	(\$15,528)	\$ 0	(\$229,365)
	16532	Closed	Roadway Preventative Maintenance	I-84; MP .00 - 8.01	BOX ELDER	(\$2,167,654)	(\$2,167,654)	(\$157,407)	\$ 0	(\$2,325,061)
	16543	Closed	Roadway Preventative Maintenance	SR-42; MP .00 - 7.39	BOX ELDER	(\$145,567)	(\$145,567)	(\$10,571)	\$ 0	(\$156,138)
	16544	Closed	Roadway Preventative Maintenance	SR-30; MP 74.69 - 90.62	BOX ELDER	(\$726,659)	(\$726,659)	(\$52,767)	\$ 0	(\$779,426)
	16649	Physically Complete	Asset Management	SR-102; MP 8.50 - 8.70 & I-84; MP 1.80 - 14.60	BOX ELDER	\$ 1,190,099	\$ 1,190,099	\$ 86,420	\$ 0	\$ 1,276,520
	16663	Under Construction	Roadway Reconstruct - With Widening	I-15; MP 365.00 - 366.00	BOX ELDER	\$ 382,243	\$ 382,243	\$ 27,757	\$ 0	\$ 410,000
	17426	Close Out	Roadway Reconstruct - Without Widening	SR-38; MP .00 - 18.95	BOX ELDER	\$ 1,926,076	\$ 1,926,076	\$ 139,864	\$ 0	\$ 2,065,940
	18231	Physically Complete	Roadway Reconstruct - Without Widening	I-84; MP 8.01 - 15.83	BOX ELDER	\$ 4,590,645	\$ 4,590,645	\$ 333,355	\$ 0	\$ 4,924,000
	19135	Close Out	Intersection Improvements	SR-13; MP 21.10 - 21.30	BOX ELDER	\$ 1,170,037	\$ 1,170,037	\$ 84,964	\$ 0	\$ 1,255,000
	19141	Close Out	Asset Management	I-84; MP 26.00 - 30.00 & I-15; MP 385.00 - 393.00	BOX ELDER	\$ 579,867	\$ 579,867	\$ 42,108	\$ 0	\$ 621,975
	20010	Active	Spot Improvement - Safety	I-15; MP 387.70 - 392.40	BOX ELDER	\$ 186,460	\$ 186,460	\$ 13,540	\$ 0	\$ 200,000
	16528	Closed	Roadway Preventative Maintenance	SR-108; MP .69 - 3.00	DAVIS	(\$34,254)	(\$34,254)	(\$2,487)	\$ 0	(\$36,741)
	18227	Substantially Compl	Roadway Reconstruct - Without Widening	I-15; MP 315.28 - 318.80	DAVIS	\$ 23,222	\$ 23,222	\$ 1,686	\$ 0	\$ 24,908
	18235	Active	Roadway Preventative Maintenance	SR-108; MP .00 - .69	DAVIS	\$ 69,923	\$ 69,923	\$ 5,078	\$ 0	\$ 75,000
	18370	Closed	Spot Improvement - Safety	SR-67; MP .27 - 11.23	DAVIS	(\$63,390)	(\$63,390)	(\$4,603)	\$ 0	(\$67,993)
	19819	Substantially Compl	Roadway Preventative Maintenance	I-15; MP 318.75 - 323.65 & I-15; MP 318.75 - 323.65	DAVIS	\$ 5,434,001	\$ 5,434,001	\$ 394,596	\$ 0	\$ 5,828,597

WFRC Area

2022 Projects with Federal Highway Funds
Obligated/ (De_Obligated)

Plan Fund Desc.	PIN	PIN Status	Category	Project Location	County	Total Obl.	FA	STATE	LOCAL	TOTAL
	19869	Under Construction	Roadway Preventative Maintenance	SR-67; MP .00 - 4.80	DAVIS	\$ 163,153	\$ 163,153	\$ 11,848	\$ 0	\$ 175,000
	19875	Contract Complete	Roadway Preventative Maintenance	US-89; MP 397.11 - 398.11	DAVIS	\$ 750,497	\$ 750,497	\$ 54,498	\$ 0	\$ 804,995
	12624	Under Construction	Structures Bridge Rehabilitation	Cnty:FA-1980; MP .00 - .14	MORGAN	\$ 3,356,280	\$ 3,356,280	\$ 0	\$ 243,720	\$ 3,600,000
	13886	Closed	Spot Improvement - Operational	Cnty:FA-1970; MP .00 - 3.90 & Cnty:FA-1972; MP .92 - 8.87 & Morgan Valley Drive, Peterson to Porterville	MORGAN	(\$101,247)	(\$101,247)	\$ 0	(\$7,352)	(\$108,599)
	19253	Active	Roadway Preventative Maintenance	SR-66; MP 8.74 - 14.35	MORGAN	\$ 167,814	\$ 167,814	\$ 12,186	\$ 0	\$ 180,000
	20007	Active	Spot Improvement - Safety	I-84; MP 94.50 - 100.10	MORGAN	\$ 200,445	\$ 200,445	\$ 14,556	\$ 0	\$ 215,000
	11082	Under Construction	Spot Improvement - Safety	SR-68; MP 51.31 - 53.37	SALT LAKE	\$ 8,318	\$ 8,318	\$ 0	\$ 604	\$ 8,922
	15253	Closed	Roadway Minor Rehab - Purple Book	SR-71; MP .18 - 5.08	SALT LAKE	(\$119,906)	(\$119,906)	(\$8,707)	\$ 0	(\$128,613)
	15257	Contract Complete	Roadway Reconstruct - Without Widening	SR-171; MP 7.09 - 8.01	SALT LAKE	\$ 1,411,221	\$ 1,411,221	\$ 102,477	\$ 0	\$ 1,513,698
	15619	Awarded	Spot Improvement - Safety	SR-173 5300 South Interchange; MP .00 - .13	SALT LAKE	\$ 1,659,494	\$ 1,659,494	\$ 120,506	\$ 0	\$ 1,780,000
	15688	Under Construction	Roadway Minor Rehab - Purple Book	I-80; MP 124.96 - 127.57 & I-215; MP 1.60 - 4.00	SALT LAKE	\$ 56,203,179	\$ 56,203,179	\$ 4,081,256	\$ 0	\$ 60,284,435
	15921	Advertised	Intersection Improvements	SR-173; MP 8.98 - 9.17	SALT LAKE	\$ 233,075	\$ 233,075	\$ 0	\$ 16,925	\$ 250,000
	16209	Physically Complete	Structures Preventative Maintenance	FROM I-215N; MP .53 - 1.25 & FROM I-80N TO SR-154 40TH WEST; MP .00 - .25 & TO SR-154 40TH WEST; MP .00 - .20 & FROM SR-154 TO I-80N; MP .00 - .20 & FROM SR-186 TO SR-154 & I-80; MP .00 - .57 & FROM SR-186 TO SR-154 AIRPORT; MP .00 - 1.45 & FROM SR-1	SALT LAKE	\$ 1,449,801	\$ 1,449,801	\$ 105,279	\$ 0	\$ 1,555,079
	16210	Under Construction	Roadway Preventative Maintenance	US-89; MP 369.05 - 374.91	SALT LAKE	\$ 865,174	\$ 865,174	\$ 62,826	\$ 0	\$ 928,000
	16213	Closed	Roadway Preventative Maintenance	SR-190; MP .00 - 1.82	SALT LAKE	(\$250,974)	(\$250,974)	(\$18,225)	\$ 0	(\$269,198)
	16216	Closed	Roadway Preventative Maintenance	SR-186; MP 4.56 - 6.40 & SR-186; MP 8.29 - 8.55 & FROM SR-186 TO I-215; MP .00 - .79 & FROM I-215N TO SR-186; MP .00 - .62	SALT LAKE	(\$39,185)	(\$39,185)	(\$2,846)	\$ 0	(\$42,031)
	16449	Scoping	Asset Management	I-80; MP 129.80 - 130.10	SALT LAKE	\$ 291,474	\$ 291,474	\$ 21,166	\$ 0	\$ 312,640
	16723	Closed	Spot Improvement - Safety	Cnty:FA-2135; MP .50 - .50 & Statewide	SALT LAKE	(\$1,738)	(\$1,738)	(\$126)	\$ 0	(\$1,864)
	17248	Closed	Roadway Reconstruct - Without Widening	SR-190; MP 8.00 - 17.71	SALT LAKE	(\$438,181)	(\$438,181)	(\$31,819)	\$ 0	(\$470,000)
	17296	Under Construction	Roadway Reconstruct - Without Widening	SR-186; MP 6.48 - 8.34	SALT LAKE	\$ 2,304,531	\$ 2,304,531	\$ 167,346	\$ 0	\$ 2,471,877
	17304	Awarded	Roadway Reconstruct - Without Widening	SR-266; MP 2.94 - 4.43	SALT LAKE	\$ 1,789,684	\$ 1,789,684	\$ 129,960	\$ 0	\$ 1,919,644
	17338	Close Out	Roadway Reconstruct - Without Widening	SR-68; MP 60.82 - 62.88	SALT LAKE	\$ 726,845	\$ 726,845	\$ 52,781	\$ 0	\$ 779,625
	17339	Contract Complete	Roadway Reconstruct - Without Widening	SR-154; MP .00 - .37 & SR-154; MP .00 - .37 & SR-154; MP .00 - .37	SALT LAKE	(\$124,640)	(\$124,640)	(\$9,051)	\$ 0	(\$133,691)
	17396	Substantially Compl	Roadway Reconstruct - With Widening	SR-111; MP 2.25 - 3.05 & SR-111; MP 5.52 - 5.75	SALT LAKE	(\$130,957)	(\$130,957)	(\$9,510)	\$ 0	(\$140,467)

WFRC Area

2022 Projects with Federal Highway Funds
Obligated/ (De_Obligated)

Plan Fund Desc.	PIN	PIN Status	Category	Project Location	County	Total Obl.	FA	STATE	LOCAL	TOTAL
STP - FLEXIBLE (ANY AREA) STATEWIDE STP_FLX_ST	17627	Awarded	Roadway Reconstruct - With Widening	SR-68; MP 50.08 - 50.93 & SR-68 NB from 6200 S to I-215	SALT LAKE	\$ 8,139,952	\$ 8,139,952	\$ 591,092	\$ 0	\$ 8,731,044
	17638	Under Construction	Asset Management	SR-154; MP 6.80 - 13.60 & SR-154; MP 5.6 to 8.7	SALT LAKE	\$ 130,522	\$ 130,522	\$ 9,478	\$ 0	\$ 140,000
	17640	Scoping	Intersection Improvements	SR-85; MP 12.07 - 21.41	SALT LAKE	\$ 149,168	\$ 149,168	\$ 10,832	\$ 0	\$ 160,000
	17837	Awarded	Ped & Bike	SR-171; MP 9.22 - 9.22	SALT LAKE	\$ 179,934	\$ 179,934	\$ 13,066	\$ 0	\$ 193,000
	17840	Substantially Compl	Intersection Improvements	SR-173; MP 7.03 - 7.08	SALT LAKE	\$ 116,538	\$ 116,538	\$ 8,463	\$ 0	\$ 125,000
	18268	Awarded	Roadway Preventative Maintenance	SR-85; MP 7.15 - 16.89 & SR-85; MP 7.36 - 17.13	SALT LAKE	\$ 1,196,997	\$ 1,196,997	\$ 86,921	\$ 0	\$ 1,283,919
	18277	Advertised	Roadway Preventative Maintenance	SR-186; MP .00 - 1.91	SALT LAKE	\$ 291,810	\$ 291,810	\$ 21,190	\$ 0	\$ 313,000
	18278	Active	Roadway Preventative Maintenance	SR-173; MP 3.85 - 4.98	SALT LAKE	\$ 233,075	\$ 233,075	\$ 16,925	\$ 0	\$ 250,000
	18279	Scoping	Roadway Minor Rehab - Purple Book	SR-186; MP 2.66 - 4.56	SALT LAKE	\$ 233,075	\$ 233,075	\$ 16,925	\$ 0	\$ 250,000
	18463	Awarded	Asset Management	I-15; MP 298.51 - 307.90	SALT LAKE	\$ 2,559,159	\$ 2,559,159	\$ 185,836	\$ 0	\$ 2,744,995
	18833	Active	Ped & Bike	SR-171; MP .00 - 4.02	SALT LAKE	\$ 41,954	\$ 41,954	\$ 3,047	\$ 0	\$ 45,000
	19571	Close Out	Asset Management	SR-201; MP .80 - 1.10	SALT LAKE	(\$301,659)	(\$301,659)	(\$21,905)	\$ 0	(\$323,564)
	19750	Active	Roadway Preventative Maintenance	SR-201; MP 14.23 - 14.23 & Various Locations	SALT LAKE	\$ 751,434	\$ 751,434	\$ 54,566	\$ 0	\$ 806,000
	20027	Scoping	Roadway Preventative Maintenance	SR-175; MP 2.35 - 2.44 & SR-175; MP 1.87 - 1.92 & SR-175; MP 4.73 - 4.91	SALT LAKE	\$ 139,845	\$ 139,845	\$ 10,155	\$ 0	\$ 150,000
	19794	Active	Other	N/A	STATEWIDE	\$ 152,000	\$ 152,000	\$ 0	\$ 0	\$ 152,000
	13459	Closed	Roadway Preventative Maintenance	SR-138; MP .00 - 9.06	TOOELE	(\$513,800)	(\$513,800)	(\$37,310)	\$ 0	(\$551,111)
	13463	Closed	Roadway Preventative Maintenance	SR-36; MP 42.56 - 52.45	TOOELE	(\$46,228)	(\$46,228)	(\$3,357)	\$ 0	(\$49,585)
	14621	Closed	Roadway Minor Rehab - Purple Book	SR-138; MP 9.06 - 12.21	TOOELE	(\$2,880)	(\$2,880)	(\$209)	\$ 0	(\$3,089)
	16219	Awarded	Roadway Preventative Maintenance	SR-196; MP 24.00 - 36.90	TOOELE	\$ 3,655,607	\$ 3,655,607	\$ 265,456	\$ 0	\$ 3,921,063
	17301	Close Out	Roadway Preventative Maintenance	SR-138; MP 12.21 - 20.44	TOOELE	(\$465,338)	(\$465,338)	(\$33,791)	\$ 0	(\$499,129)
	18271	Awarded	Roadway Preventative Maintenance	I-80; MP 50.10 - 60.10 & I-80; MP 50.10 - 60.10	TOOELE	\$ 47,566	\$ 47,566	\$ 3,454	\$ 0	\$ 51,020
	11828	Closed	Spot Improvement - Safety	I-80; MP 139.44 - 141.84 & I-80; MP 138.78 - 142.00	VARIOUS	(\$24,502)	(\$24,502)	(\$1,779)	\$ 0	(\$26,281)
	16423	Closed	Structures Bridge Replacement	I-80; MP 101.61 - 102.09 & SR-36; MP 65.64 - 66.41 & I-80; MP 101.61 - 102.09	VARIOUS	\$ 466	\$ 466	\$ 34	\$ 0	\$ 500
	16506	Substantially Compl	Spot Improvement - Safety	US-189; MP 9.30 - 19.50 & SR-314; MP .00 - .30 & US-40; MP 13.23 - 16.20 & US-189 MP 9.3 to 17.5	VARIOUS	(\$204,518)	(\$204,518)	(\$14,851)	\$ 0	(\$219,369)
	16554	Closed	Roadway Preventative Maintenance	SR-132; MP 20.00 - 33.00 & SR-78; MP .30 - 9.11 & SR-36; MP .07 - 6.13 & US-6; MP 123.00 - 134.00	VARIOUS	(\$94,290)	(\$94,290)	(\$6,847)	\$ 0	(\$101,137)
	16662	Scoping	Spot Improvement - Safety	US-89; MP 491.00 - 493.00	VARIOUS	\$ 20,977	\$ 20,977	\$ 1,523	\$ 0	\$ 22,500

WFRC Area

2022 Projects with Federal Highway Funds
Obligated/ (De_Obligated)

Plan Fund Desc.	PIN	PIN Status	Category	Project Location	County	Total Obl.	FA	STATE	LOCAL	TOTAL
	17303	Physically Complete	Roadway Reconstruct - Without Widening	US-89; MP 383.12 - 383.77 & US-89; MP 381.54 - 383.77	VARIOUS	(\$178,240)	(\$178,240)	(\$12,943)	\$ 0	(\$191,183)
	17307	Close Out	Roadway Preventative Maintenance	SR-150; MP 48.40 - 54.74 & SR-150; MP 16.00 - 25.48	VARIOUS	(\$227,330)	(\$227,330)	(\$16,508)	\$ 0	(\$243,838)
	18225	Under Construction	Spot Improvement - Operational	SR-132; MP 41.37 - 46.91	VARIOUS	\$ 1,864,600	\$ 1,864,600	\$ 135,400	\$ 0	\$ 2,000,000
	18321	Awarded	Roadway Preventative Maintenance	US-40; MP 130.45 - 141.80 & SR-121; MP .00 - 1.70	VARIOUS	\$ 1,452,651	\$ 1,452,651	\$ 105,486	\$ 0	\$ 1,558,136
	18327	Under Construction	Roadway Reconstruct - Without Widening	US-40; MP 52.00 - 62.00 & US-40; MP 68.00 - 86.20	VARIOUS	(\$116,296)	(\$116,296)	(\$8,445)	\$ 0	(\$124,741)
	18394	Under Construction	Roadway Reconstruct - Without Widening	SR-14; MP 36.35 - 40.46 & SR-14; MP 18.17 - 31.19	VARIOUS	(\$232,124)	(\$232,124)	(\$16,856)	\$ 0	(\$248,979)
	19139	Under Construction	Asset Management	I-84; MP .00 - 112.00 & US-89; MP 383.90 502.50 & I-15; MP 312.50 - 400.50	VARIOUS	\$ 1,817,985	\$ 1,817,985	\$ 132,015	\$ 0	\$ 1,950,000
	20028	Active	Asset Management	I-80; MP 74.04 - 170.15	VARIOUS	\$ 214,429	\$ 214,429	\$ 15,571	\$ 0	\$ 230,000
	12446	Region Review	Structures Bridge Rehabilitation	SR-39; MP 8.89 - 13.42	WEBER	\$ 465,218	\$ 465,218	\$ 33,782	\$ 0	\$ 499,000
	15642	Closed	Roadway Preventative Maintenance	SR-97; SR-37 to 3900 W. & 2800 W, to 2150 W.	WEBER	(\$250,890)	(\$250,890)	(\$18,219)	\$ 0	(\$269,109)
	16632	Close Out	Roadway Preventative Maintenance	SR-53; MP 1.56 - 1.94 & SR-53; MP .09 - .98	WEBER	(\$544,115)	(\$544,115)	(\$39,511)	\$ 0	(\$583,626)
	16947	Close Out	Intersection Improvements	SR-204; MP 2.66 - 2.66	WEBER	\$ 9,323	\$ 9,323	\$ 677	\$ 0	\$ 10,000
	17422	Awarded	Roadway Reconstruct - Without Widening	SR-39; MP 7.71 - 13.79	WEBER	\$ 1,131,389	\$ 1,131,389	\$ 82,157	\$ 0	\$ 1,213,546
	17431	Active	Roadway Preventative Maintenance	SR-235; MP .50 - 3.20	WEBER	\$ 214,429	\$ 214,429	\$ 15,571	\$ 0	\$ 230,000
	17510	Awarded	Spot Improvement - Safety	Cnty:FA-3318; MP 1.11 - 1.17 & SR-126; MP 10.68 - 10.78	WEBER	\$ 65,861	\$ 65,861	\$ 4,783	\$ 0	\$ 70,644
	18373	Scoping	Spot Improvement - Operational	SR-134; MP 3.15 - 3.68	WEBER	\$ 88,102	\$ 88,102	\$ 6,398	\$ 0	\$ 94,500
	18681	Close Out	Intersection Improvements	SR-97; MP 5.00 - 5.30	WEBER	(\$729,746)	(\$729,746)	(\$52,991)	\$ 0	(\$782,737)
	19134	Scoping	Intersection Improvements	SR-134; MP 3.60 - 3.90	WEBER	\$ 193,173	\$ 193,173	\$ 14,027	\$ 0	\$ 207,200
	19140	Scoping	Intersection Improvements	SR-108; MP 12.52 - 12.92	WEBER	\$ 799,540	\$ 799,540	\$ 58,060	\$ 0	\$ 857,600
	19667	Scoping	Spot Improvement - Safety	SR-39; MP 19.20 - 19.60	WEBER	\$ 46,594	\$ 46,594	\$ 3,383	\$ 0	\$ 49,977
	20006	Scoping	Spot Improvement - Safety	SR-226; MP 1.10 - 1.20	WEBER	\$ 102,553	\$ 102,553	\$ 7,447	\$ 0	\$ 110,000
	20008	Active	Spot Improvement - Safety	I-15; MP 340.00 - 341.00	WEBER	\$ 93,230	\$ 93,230	\$ 6,770	\$ 0	\$ 100,000
	20016	Active	Spot Improvement - Safety	I-15; MP 345.45 - 345.45	WEBER	\$ 116,538	\$ 116,538	\$ 8,463	\$ 0	\$ 125,000
	20020	Scoping	Spot Improvement - Safety	SR-39; MP 9.00 - 9.80	WEBER	\$ 186,460	\$ 186,460	\$ 13,540	\$ 0	\$ 200,000
	20080	Active	Roadway Preventative Maintenance	SR-39; MP 27.72 - 34.38	WEBER	\$ 167,814	\$ 167,814	\$ 12,186	\$ 0	\$ 180,000
STP - JHC BRIDGE FUNDS UNDER MAPP-21 STP_BR	14777	Closed	Asset Management	Cnty:FA-1104; MP 1.19 - 1.19 & Cnty:FA-1104; MP 4.43 - 4.43 & Route 1104 (6800 West / Iowa String Road) at 2880 North and 150 North	BOX ELDER	(\$403,134)	(\$403,134)	\$ 0	(\$29,274)	(\$432,408)

WFRC Area

2022 Projects with Federal Highway Funds
Obligated/ (De_Obligated)

Plan Fund Desc.	PIN	PIN Status	Category	Project Location	County	Total Obl.	FA	STATE	LOCAL	TOTAL
STP - URBAN AREA OGDEN / LAYTON (WFRC) STP_URB_O/L	16933	Scoping	Trails and Bikepaths	SR-106; MP 8.30 - 9.05	DAVIS	\$ 279,690	\$ 279,690	\$ 0	\$ 20,310	\$ 300,000
	19252	Advertised	Roadway Preventative Maintenance	SR-126; MP 3.97 - 11.80	VARIOUS	\$ 214,429	\$ 214,429	\$ 15,571	\$ 0	\$ 230,000
	16936	Scoping	Roadway Reconstruct - Without Widening	Cnty:FA-3354; MP .00 - .46 & Cnty:FA-3354; MP 3.70 - 4.05	WEBER	\$ 9,323	\$ 9,323	\$ 0	\$ 677	\$ 10,000
	17797	Scoping	Roadway Reconstruct - Without Widening	Cnty:FA-3442; MP 5.16 - 5.76	WEBER	\$ 9,323	\$ 9,323	\$ 0	\$ 677	\$ 10,000
	19628	Scoping	Spot Improvement - Safety	Cnty:FA-3318; MP .40 - .66	WEBER	\$ 9,323	\$ 9,323	\$ 0	\$ 677	\$ 10,000
STP - URBAN AREA SALT LAKE (WFRC) STP_URB_SL	11085	Under Construction	Roadway Reconstruct - With Widening	Cnty:FA-2240; MP .00 - 2.01	SALT LAKE	\$ 9,187,235	\$ 9,187,235	\$ 0	\$ 667,141	\$ 9,854,377
	13114	Contract Complete	Intersection Improvements	US-89; MP 366.42 - 366.62 & 9270 South between State St. to 150 East; Length = 0.280 Miles	SALT LAKE	(\$841,910)	(\$841,910)	\$ 0	(\$61,136)	(\$903,046)
	14034	Under Construction	Roadway Reconstruct - With Widening	Cnty:FA-2118; MP 4.76 - 5.64 & 500 West; 3300 South to 3900 South	SALT LAKE	\$ 943,059	\$ 943,059	\$ 0	\$ 68,481	\$ 1,011,540
	14036	Closed	Intersection Improvements	Salt Lake County Area Signal Detection Upgrade	SALT LAKE	(\$157,701)	(\$157,701)	(\$11,452)	\$ 0	(\$169,153)
	14039	Active	Roadway Reconstruct - With Widening	Cnty:FA-2066; MP 6.65 - 7.20 & 1300 West; 9400 South to 9000 South	SALT LAKE	\$ 831,612	\$ 831,612	\$ 0	\$ 60,388	\$ 892,000
	14830	Scoping	Roadway Reconstruct - With Widening	Cnty:FA-2036; MP .00 - 1.05	SALT LAKE	\$ 489,691	\$ 489,691	\$ 0	\$ 35,559	\$ 525,250
	14923	Physically Complete	Roadway Reconstruct - Without Widening	Cnty:FA-2102; MP 2.97 - 3.94 & Vine Street; 1300 East to Van Winkle Expressway	SALT LAKE	\$ 1	\$ 1	\$ 0	\$ 0	\$ 1
	15908	Scoping	Roadway Reconstruct - Without Widening	Cnty:FA-2076; MP 3.55 - 4.59	SALT LAKE	\$ 18,646	\$ 18,646	\$ 0	\$ 1,354	\$ 20,000
	15910	Scoping	Roadway Reconstruct - Without Widening	Cnty:FA-2040; MP 6.65 - 7.16	SALT LAKE	\$ 109,079	\$ 109,079	\$ 0	\$ 7,921	\$ 117,000
	16923	Under Construction	Spot Improvement - Operational	Cnty:FA-2068; MP .06 - .40	SALT LAKE	\$ 3,106,202	\$ 3,106,202	\$ 0	\$ 225,560	\$ 3,331,763
	16925	Scoping	Roadway Reconstruct - With Widening	Cnty:FA-2138; MP .32 - .86	SALT LAKE	\$ 9,323	\$ 9,323	\$ 0	\$ 677	\$ 10,000
	16927	Scoping	Trails and Bikepaths	SR-48; MP 2.29 - 2.29	SALT LAKE	\$ 442,843	\$ 442,843	\$ 0	\$ 32,158	\$ 475,000
	16928	Scoping	Roadway Reconstruct - With Widening	Cnty:FA-2151; MP 1.49 - 2.21	SALT LAKE	\$ 9,323	\$ 9,323	\$ 0	\$ 677	\$ 10,000
	16930	Under Construction	Roadway Minor Rehab - Purple Book	Cnty:FA-2172; MP 14.03 - 15.53	SALT LAKE	\$ 142	\$ 142	\$ 0	\$ 10	\$ 152
	17493	Awarded	ATMS Project	Phase II of the SL Co Signal Detection Upgrade	SALT LAKE	\$ 1,381,999	\$ 1,381,999	\$ 0	\$ 100,355	\$ 1,482,355
	17627	Awarded	Roadway Reconstruct - With Widening	SR-68; MP 50.08 - 50.93 & SR-68 NB from 6200 S to I-215	SALT LAKE	\$ 1,000,000	\$ 1,000,000	\$ 72,616	\$ 0	\$ 1,072,616
	17806	Active	Roadway Reconstruct - With Widening	Cnty:FA-2233; MP 1.00 - 1.93	SALT LAKE	\$ 2,130,306	\$ 2,130,306	\$ 0	\$ 154,695	\$ 2,285,000
	17837	Awarded	Ped & Bike	SR-171; MP 9.22 - 9.22	SALT LAKE	\$ 783,132	\$ 783,132	\$ 56,868	\$ 0	\$ 840,000
	17840	Substantially Compl	Intersection Improvements	SR-173; MP 7.03 - 7.08	SALT LAKE	\$ 225,150	\$ 225,150	\$ 0	\$ 0	\$ 225,150
	18821	Awarded	Intersection Improvements	Cnty:FA-2066; MP 4.46 - 4.46	SALT LAKE	\$ 310,082	\$ 310,082	\$ 0	\$ 22,517	\$ 332,599
	18823	Scoping	Roadway Reconstruct - Without Widening	Cnty:FA-2215; MP .00 - 1.00	SALT LAKE	\$ 9,323	\$ 9,323	\$ 0	\$ 677	\$ 10,000

WFRC Area

2022 Projects with Federal Highway Funds
Obligated/ (De_Obligated)

Plan Fund Desc.	PIN	PIN Status	Category	Project Location	County	Total Obl.	FA	STATE	LOCAL	TOTAL
	18827	Awarded	Intersection Improvements	3800 South Skyline HS; Virginia Way to Birch Drive	SALT LAKE	\$ 1,311,746	\$ 1,311,746	\$ 0	\$ 95,254	\$ 1,407,000
	19631	Scoping	Roadway Reconstruct - Without Widening	Cnty:FA-2076; MP 1.04 - 1.39	SALT LAKE	\$ 284,352	\$ 284,352	\$ 0	\$ 20,649	\$ 305,000
	19634	Awarded	Roadway Reconstruct - Without Widening	SR-85; MP 6.56 - 6.66	SALT LAKE	\$ 121,199	\$ 121,199	\$ 8,801	\$ 0	\$ 130,000
	8110	Closed	Signal and/or Lighting Project	SR-152; MP 2.78 - 3.04 & Cnty:FA-2082; MP 11.82 - 12.57 & Cnty:FA-2116; MP 2.98 - 3.18	SALT LAKE	(\$308,287)	(\$308,287)	\$ 0	(\$22,387)	(\$330,673)
	8601	Under Construction	Spot Improvement - Operational	WASATCH BLVD AND 7650 SO.	SALT LAKE	\$ 1,140,469	\$ 1,140,469	\$ 82,816	\$ 0	\$ 1,223,285
STP SALT LAKE URBAN FUNDS @ 100 % STP_URB_SL@1	11985	Scoping	Funding Pass Through	Project Planning Support - Salt Lake County	SALT LAKE	\$ 605,568	\$ 605,568	\$ 0	\$ 0	\$ 605,568
	18823	Scoping	Roadway Reconstruct - Without Widening	Cnty:FA-2215; MP .00 - 1.00	SALT LAKE	\$ 0	\$ 0	\$ 0	(\$677)	(\$677)
	20298	Active	Other	N/A	SALT LAKE	\$ 743,117	\$ 743,117	\$ 0	\$ 0	\$ 743,117
STP_FLEXIBLE @ 100 FEDERAL FUNDING STP_FLX 100%	20391	Active	Other	N/A	STATEWIDE	\$ 500,000	\$ 500,000	\$ 0	\$ 0	\$ 500,000
STP-RURAL (NON URBAN) STP_RURAL	18443	Physically Complete	Roadway Reconstruct - Without Widening	SR-83; MP 19.01 - 30.73	BOX ELDER	\$ 591,820	\$ 591,820	\$ 42,976	\$ 0	\$ 634,795
	13886	Closed	Spot Improvement - Operational	Cnty:FA-1970; MP .00 - 3.90 & Cnty:FA-1972; MP .92 - 8.87 & Morgan Valley Drive, Peterson to Porterville	MORGAN	(\$7,824)	(\$7,824)	\$ 0	(\$568)	(\$8,392)
	16595	Awarded	Structures Bridge Rehabilitation	Young Street Bridge and Connector Road	MORGAN	\$ 1,296,114	\$ 1,296,114	\$ 0	\$ 94,119	\$ 1,390,232
TAP WFRC AT 100% PRO RATA TAP_UR_WFRC1	16869	Closed	Other	SLC Bike Share Expansion - GREENbike	SALT LAKE	(\$26,345)	(\$26,345)	\$ 0	\$ 0	(\$26,345)
TRANS ALT. PROGRAM- OG/LAYTON TAP_URB_O/L	17864	Awarded	Ped & Bike	SR-68; MP 64.37 - 65.74	DAVIS	\$ 146,527	\$ 146,527	\$ 0	\$ 10,640	\$ 157,167
	18835	Scoping	Other	US-89; MP 401.91 - 402.16	DAVIS	\$ 73,698	\$ 73,698	\$ 0	\$ 5,352	\$ 79,050
	17865	Awarded	Intersection Improvements	Cnty:FA-3416; MP .14 - .14	WEBER	\$ 171,874	\$ 171,874	\$ 0	\$ 12,481	\$ 184,355
	18834	Under Construction	Other	SR-60; MP .42 - .51	WEBER	\$ 457,113	\$ 457,113	\$ 33,194	\$ 0	\$ 490,307
TRANSPORTATION ALT PROGRAM - WFRC TAP_URB_WFRC	16953	Physically Complete	Safe Sidewalk/ADA	Cnty:FA-1454; MP .81 - .84	DAVIS	\$ 53	\$ 53	\$ 0	\$ 4	\$ 57
	16954	Close Out	Safe Sidewalk/ADA	SR-225; MP .66 - .68	DAVIS	\$ 2	\$ 2	\$ 0	\$ 0	\$ 2
	15929	Awarded	Ped & Bike	Salt Lake County Bicycle Counters - Salt Lake Valley Metro Area	SALT LAKE	\$ 157,992	\$ 157,992	\$ 0	\$ 11,473	\$ 169,464
	16948	Active	Ped & Bike	Cnty:FA-2224; MP .11 - .26	SALT LAKE	\$ 77,381	\$ 77,381	\$ 0	\$ 5,619	\$ 83,000
	16949	Closed	Safe Sidewalk/ADA	Construct sidewalk, curb, and gutter on the west side of Northwest avenue from 5415 S to existing sidewalk at about 5570 S. Length=0.25 miles.	SALT LAKE	\$ 20,000	\$ 20,000	\$ 0	\$ 1,452	\$ 21,452
	17867	Scoping	Ped & Bike	Cnty:FA-2236; MP 1.84 - 2.28	SALT LAKE	\$ 211,166	\$ 211,166	\$ 0	\$ 15,334	\$ 226,500
	17869	Scoping	Ped & Bike	Cnty:FA-2162; MP .37 - 1.60	SALT LAKE	\$ 27,969	\$ 27,969	\$ 0	\$ 2,031	\$ 30,000
	17870	Awarded	Ped & Bike	SR-266; MP 5.63 - 5.74	SALT LAKE	\$ 268,129	\$ 268,129	\$ 0	\$ 19,471	\$ 287,600

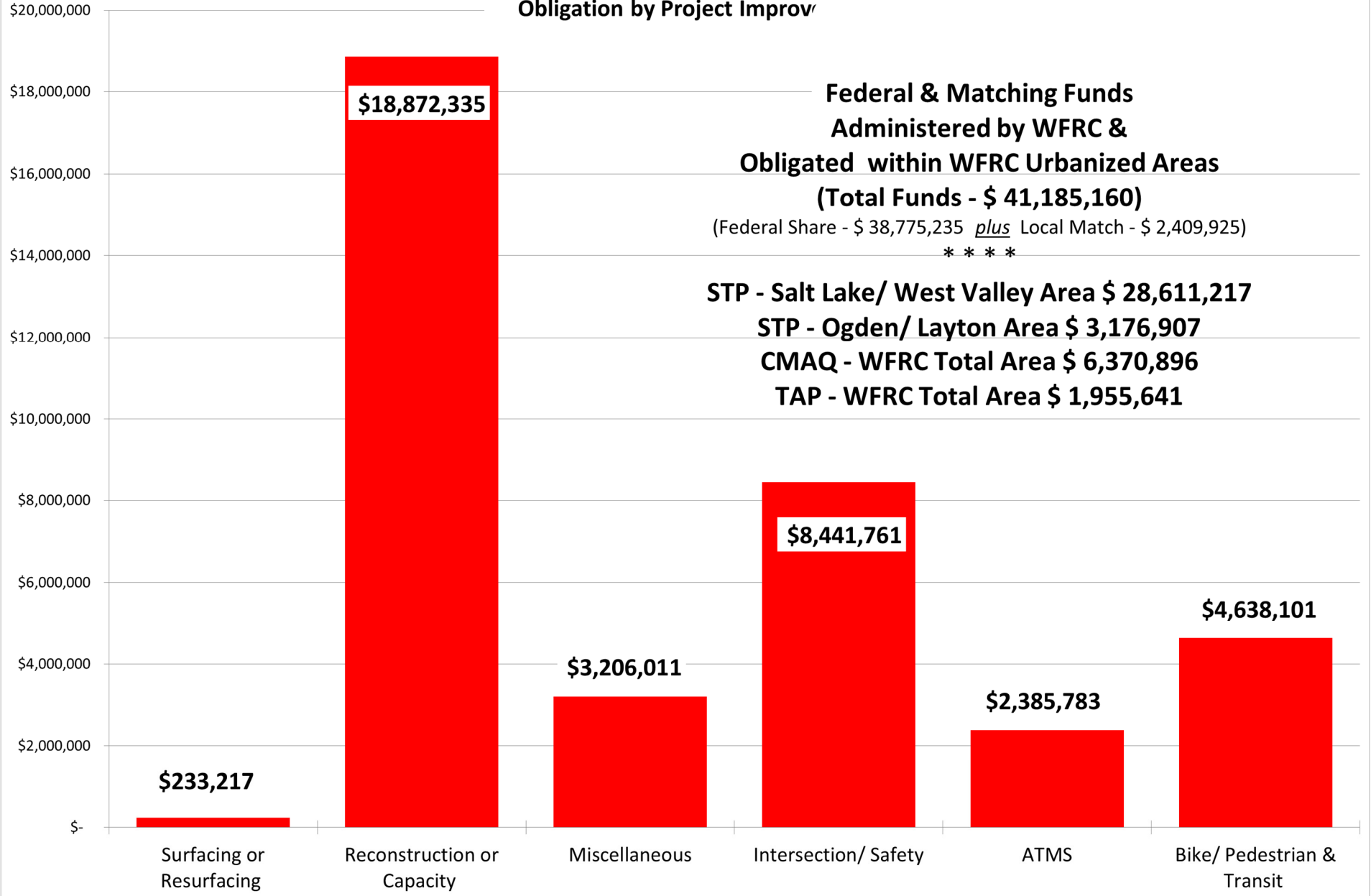
WFRC Area

2022 Projects with Federal Highway Funds

Obligated/ (De_Obligated)

Plan Fund Desc.	PIN	PIN Status	Category	Project Location	County	Total Obl.	FA	STATE	LOCAL	TOTAL
	18838	Region Review	Ped & Bike	8425 South; 1300 East to 1475 East	SALT LAKE	\$ 161,318	\$ 161,318	\$ 0	\$ 11,714	\$ 173,032
	19688	Active	Spot Improvement - Safety	Cnty:FA-2189; MP .23 - .23	SALT LAKE	\$ 74,584	\$ 74,584	\$ 0	\$ 5,416	\$ 80,000
					Totals	\$ 281,660,068	\$ 281,660,068	\$ 16,152,718	\$ 2,272,028	\$ 300,084,814

WFRC FFY 2021 STP, CMAQ, & TAP Funds
Obligation by Project Improv



**** Note ** Almost all Pavement Preservation and Reconstruction and Capacity projects include active transportation components.**

Salt Lake/ West Valley Urban Surface Transportation Program (STP) Funds

Federal Fiscal Year 2022 Projects

Obligated/ (De_Obligated)

Plan Fund Desc.	PIN	PIN Status	Category	Project Location	County	Total Obl.	FA	STATE	LOCAL	TOTAL
CRRSAA BILL - 2021 SALT LAKE STP_COVID_SL	14034	Under Construction	Roadway Reconstruct - With Widening	Cnty:FA-2118; MP 4.76 - 5.64 & 500 West; 3300 South to 3900 South	SALT LAKE	\$ 2,500,000	\$ 2,500,000	\$ 0	\$ 0	\$ 2,500,000
	15911	Active	Roadway Reconstruct - Without Widening	Cnty:FA-2180; MP .59 - 1.47	SALT LAKE	\$ 605,995	\$ 605,995	\$ 0	\$ 0	\$ 605,995
STP - URBAN AREA SALT LAKE (WFRC) STP_URB_SL	11085	Under Construction	Roadway Reconstruct - With Widening	Cnty:FA-2240; MP .00 - 2.01	SALT LAKE	\$ 9,187,235	\$ 9,187,235	\$ 0	\$ 667,141	\$ 9,854,377
	13114	Contract Complete	Intersection Improvements	US-89; MP 366.42 - 366.62 & 9270 South between State St. to 150 East; Length = 0.280 Miles	SALT LAKE	(\$841,910)	(\$841,910)	\$ 0	(\$61,136)	(\$903,046)
	14034	Under Construction	Roadway Reconstruct - With Widening	Cnty:FA-2118; MP 4.76 - 5.64 & 500 West; 3300 South to 3900 South	SALT LAKE	\$ 943,059	\$ 943,059	\$ 0	\$ 68,481	\$ 1,011,540
	14036	Closed	Intersection Improvements	Salt Lake County Area Signal Detection Upgrade	SALT LAKE	(\$157,701)	(\$157,701)	(\$11,452)	\$ 0	(\$169,153)
	14039	Active	Roadway Reconstruct - With Widening	Cnty:FA-2066; MP 6.65 - 7.20 & 1300 West; 9400 South to 9000 South	SALT LAKE	\$ 831,612	\$ 831,612	\$ 0	\$ 60,388	\$ 892,000
	14830	Scoping	Roadway Reconstruct - With Widening	Cnty:FA-2036; MP .00 - 1.05	SALT LAKE	\$ 489,691	\$ 489,691	\$ 0	\$ 35,559	\$ 525,250
	14923	Physically Complete	Roadway Reconstruct - Without Widening	Cnty:FA-2102; MP 2.97 - 3.94 & Vine Street; 1300 East to Van Winkle Expressway	SALT LAKE	\$ 1	\$ 1	\$ 0	\$ 0	\$ 1
	15908	Scoping	Roadway Reconstruct - Without Widening	Cnty:FA-2076; MP 3.55 - 4.59	SALT LAKE	\$ 18,646	\$ 18,646	\$ 0	\$ 1,354	\$ 20,000
	15910	Scoping	Roadway Reconstruct - Without Widening	Cnty:FA-2040; MP 6.65 - 7.16	SALT LAKE	\$ 109,079	\$ 109,079	\$ 0	\$ 7,921	\$ 117,000
	16923	Under Construction	Spot Improvement - Operational	Cnty:FA-2068; MP .06 - .40	SALT LAKE	\$ 3,106,202	\$ 3,106,202	\$ 0	\$ 225,560	\$ 3,331,763
	16925	Scoping	Roadway Reconstruct - With Widening	Cnty:FA-2138; MP .32 - .86	SALT LAKE	\$ 9,323	\$ 9,323	\$ 0	\$ 677	\$ 10,000
	16927	Scoping	Trails and Bikepaths	SR-48; MP 2.29 - 2.29	SALT LAKE	\$ 442,843	\$ 442,843	\$ 0	\$ 32,158	\$ 475,000
	16928	Scoping	Roadway Reconstruct - With Widening	Cnty:FA-2151; MP 1.49 - 2.21	SALT LAKE	\$ 9,323	\$ 9,323	\$ 0	\$ 677	\$ 10,000
	16930	Under Construction	Roadway Minor Rehab - Purple Book	Cnty:FA-2172; MP 14.03 - 15.53	SALT LAKE	\$ 142	\$ 142	\$ 0	\$ 10	\$ 152
	17493	Awarded	ATMS Project	Phase II of the SL Co Signal Detection Upgrade	SALT LAKE	\$ 1,381,999	\$ 1,381,999	\$ 0	\$ 100,355	\$ 1,482,355
	17627	Awarded	Roadway Reconstruct - With Widening	SR-68; MP 50.08 - 50.93 & SR-68 NB from 6200 S to I-215	SALT LAKE	\$ 1,000,000	\$ 1,000,000	\$ 72,616	\$ 0	\$ 1,072,616
	17806	Active	Roadway Reconstruct - With Widening	Cnty:FA-2233; MP 1.00 - 1.93	SALT LAKE	\$ 2,130,306	\$ 2,130,306	\$ 0	\$ 154,695	\$ 2,285,000
	17837	Awarded	Ped & Bike	SR-171; MP 9.22 - 9.22	SALT LAKE	\$ 783,132	\$ 783,132	\$ 56,868	\$ 0	\$ 840,000
	17840	Substantially Compl	Intersection Improvements	SR-173; MP 7.03 - 7.08	SALT LAKE	\$ 225,150	\$ 225,150	\$ 0	\$ 0	\$ 225,150
	18821	Awarded	Intersection Improvements	Cnty:FA-2066; MP 4.46 - 4.46	SALT LAKE	\$ 310,082	\$ 310,082	\$ 0	\$ 22,517	\$ 332,599
	18823	Scoping	Roadway Reconstruct - Without Widening	Cnty:FA-2215; MP .00 - 1.00	SALT LAKE	\$ 9,323	\$ 9,323	\$ 0	\$ 677	\$ 10,000
	18827	Awarded	Intersection Improvements	3800 South Skyline HS; Virginia Way to Birch Drive	SALT LAKE	\$ 1,311,746	\$ 1,311,746	\$ 0	\$ 95,254	\$ 1,407,000
	19631	Scoping	Roadway Reconstruct - Without Widening	Cnty:FA-2076; MP 1.04 - 1.39	SALT LAKE	\$ 284,352	\$ 284,352	\$ 0	\$ 20,649	\$ 305,000

Salt Lake/ West Valley Urban Surface Transportation Program (STP) Funds

Federal Fiscal Year 2022 Projects

Obligated/ (De_Obligated)

Plan Fund Desc.	PIN	PIN Status	Category	Project Location	County	Total Obl.	FA	STATE	LOCAL	TOTAL
	19634	Awarded	Roadway Reconstruct - Without Widening	SR-85; MP 6.56 - 6.66	SALT LAKE	\$ 121,199	\$ 121,199	\$ 8,801	\$ 0	\$ 130,000
	8110	Closed	Signal and/or Lighting Project	SR-152; MP 2.78 - 3.04 & Cnty:FA-2082; MP 11.82 - 12.57 & Cnty:FA-2116; MP 2.98 - 3.18	SALT LAKE	(\$308,287)	(\$308,287)	\$ 0	(\$22,387)	(\$330,673)
	8601	Under Construction	Spot Improvement - Operational	WASATCH BLVD AND 7650 SO.	SALT LAKE	\$ 1,140,469	\$ 1,140,469	\$ 82,816	\$ 0	\$ 1,223,285
STP SALT LAKE URBAN FUNDS @ 100 % STP_URB_SL@1	11985	Scoping	Funding Pass Through	Project Planning Support - Salt Lake County	SALT LAKE	\$ 605,568	\$ 605,568	\$ 0	\$ 0	\$ 605,568
	18823	Scoping	Roadway Reconstruct - Without Widening	Cnty:FA-2215; MP .00 - 1.00	SALT LAKE	\$ 0	\$ 0	\$ 0	(\$677)	(\$677)
	20298	Active	Other	N/A	SALT LAKE	\$ 743,117	\$ 743,117	\$ 0	\$ 0	\$ 743,117
					Totals	\$ 26,991,693	\$ 26,991,693	\$ 209,650	\$ 1,409,874	\$ 28,611,217

Ogden/ Layton Urban Surface Transportation Program (STP) Funds

Federal Fiscal Year 2022 Projects

Obligated/ (De_Obligated)

Plan Fund Desc.	PIN	PIN Status	Category	Project Location	County	Total Obl.	FA	STATE	LOCAL	TOTAL
CRRSAA FUND FOR 2021- OGDEN LAYTON STP COVID OL	14843	Substantially Compl	Roadway Reconstruct - With Widening	500 West; 2000 South to SR- 108	DAVIS	\$ 505,723	\$ 505,723	\$ 0	\$ 0	\$ 505,723
HIF WITH PRO-RATA OF 80% HIF_O/L_80%	13822	Substantially Compl	Spot Improvement - Operational	I-15; MP 329.79 - 340.71 & I- 15; Hill Field Road to Davis/Weber County Line to I-84	VARIOUS	\$ 606,658	\$ 606,658	\$ 151,665	\$ 0	\$ 758,323
STP - O/L URBAN AREA @ 100% STP_UR_O/L@1	11990	Active	Funding Pass Through	Project Planning Support - Weber & Davis County	DAVIS	\$ 897,402	\$ 897,402	\$ 0	\$ 0	\$ 897,402
	20298	Active	Other	N/A	SALT LAKE	\$ 455,459	\$ 455,459	\$ 0	\$ 0	\$ 455,459
	16933	Scoping	Trails and Bikepaths	SR-106; MP 8.30 - 9.05	DAVIS	\$ 279,690	\$ 279,690	\$ 0	\$ 20,310	\$ 300,000
	19252	Advertised	Roadway Preventative Maintenance	SR-126; MP 3.97 - 11.80	VARIOUS	\$ 214,429	\$ 214,429	\$ 15,571	\$ 0	\$ 230,000
	16936	Scoping	Roadway Reconstruct - Without Widening	Cnty:FA-3354; MP .00 - .46 & Cnty:FA-3354; MP 3.70 - 4.05	WEBER	\$ 9,323	\$ 9,323	\$ 0	\$ 677	\$ 10,000
	17797	Scoping	Roadway Reconstruct - Without Widening	Cnty:FA-3442; MP 5.16 - 5.76	WEBER	\$ 9,323	\$ 9,323	\$ 0	\$ 677	\$ 10,000
	19628	Scoping	Spot Improvement - Safety	Cnty:FA-3318; MP .40 - .66	WEBER	\$ 9,323	\$ 9,323	\$ 0	\$ 677	\$ 10,000
					Total	\$ 2,987,330	\$ 2,987,330	\$ 167,236	\$ 22,341	\$ 3,176,907

WFRC Urban Area Congestion Mitigation/ Air Quality Program (CMAQ) Funds

Federal Fiscal Year 2022 Projects

Obligated/ (De_Obligated)

Plan Fund Desc.	PIN	PIN Status	Category	Project Location	County	Total Obl.	FA	STATE	LOCAL	TOTAL
CMAQ 2.5 @ 100% PRORATA CMAQ_PM2.5_1	14847	Scoping	Ped & Bike	Downtown Ogden	WEBER	\$ 556,686	\$ 556,686	\$ 0	\$ 0	\$ 556,686
CMAQ REDUCE PM 2.5 EMISSIONS CMAQ_PM2.5	15917	Scoping	Intersection Improvements	SR-105; MP .78 - .78	DAVIS	\$ 57,602	\$ 57,602	\$ 0	\$ 4,183	\$ 61,785
	15921	Advertised	Intersection Improvements	SR-173; MP 8.98 - 9.17	SALT LAKE	\$ 449,369	\$ 449,369	\$ 0	\$ 32,631	\$ 482,000
	14845	Advertised	ATMS Project	Selected Signals Downtown Ogden Area	WEBER	\$ 419,535	\$ 419,535	\$ 30,465	\$ 0	\$ 450,000
CONGESTION MITIGATION/AIR QUALITY (TOOELE) - CMAQ_TOOELE	16770	Closed	Safe Sidewalk/ADA	Cnty:FA-2651; MP .20 - .40	TOOELE	(\$8,120)	(\$8,120)	\$ 0	\$ 0	(\$8,120)
	18877	Physically Complete	Ped & Bike	Cnty:FA-2653; MP 3.26 - 3.52 & Cnty:FA-2651; MP 1.48 - 1.92	TOOELE	\$ 245,844	\$ 245,844	\$ 0	\$ 17,852	\$ 263,697
	18878	Physically Complete	transit Service	SR-138; MP 12.80 - 13.12	TOOELE	\$ 1,267,490	\$ 1,267,490	\$ 0	\$ 92,040	\$ 1,359,530
CONGESTION MITIGATION/AIR QUALITY (WFRC) CMAQ_WFRC	15917	Scoping	Intersection Improvements	SR-105; MP .78 - .78	DAVIS	\$ 1,336,187	\$ 1,336,187	\$ 0	\$ 97,029	\$ 1,433,215
	19682	Active	Roadway Reconstruct - Without Widening	SR-273; MP 2.90 - 3.02	DAVIS	\$ 98,824	\$ 98,824	\$ 7,176	\$ 0	\$ 106,000
	11086	Closed	ATMS Project	US-89; MP 369.05 - 372.93	SALT LAKE	(\$301)	(\$301)	(\$22)	\$ 0	(\$322)
	13129	Awarded	ATMS Project	SR-154; MP 8.40 - 9.60 & 10400 South & Bangerter Hwy; VMS North & South	SALT LAKE	\$ 795,227	\$ 795,227	\$ 57,746	\$ 0	\$ 852,974
	13131	Closed	ATMS Project	SR-186; MP 7.90 - 8.25 & Foothill VMS; Southbound	SALT LAKE	\$ 0	\$ 0	(\$0)	\$ 0	(\$0)
	16210	Under Construction	Roadway Preventative Maintenance	US-89; MP 369.05 - 374.91	SALT LAKE	\$ 18,646	\$ 18,646	\$ 1,354	\$ 0	\$ 20,000
	17851	Active	Intersection Improvements	Cnty:FA-2098; MP 1.43 - 1.43	SALT LAKE	\$ 374,094	\$ 374,094	\$ 0	\$ 27,165	\$ 401,259
	11641	Closed	ATMS Project	Misc locations in SLCo metro area - connect signals	VARIOUS	(\$6,808)	(\$6,808)	(\$494)	\$ 0	(\$7,303)
	17960	Region Review	ATMS Project	SR-97; MP .00 - 5.00 & SR-193; MP 5.00 - 8.00 & SR-13; MP .00 - 3.00 & SR-235; MP .00 - 3.20 & I-84; MP 81.04 - 89.00 & I-84; MP 81.04 - 89.00 & Ogden Urban Area - Various Locations	VARIOUS	\$ 104,418	\$ 104,418	\$ 7,582	\$ 0	\$ 112,000
	16946	Contract Complete	Safe Sidewalk/ADA	Polk Avenue; 36th Street to Franklin	WEBER	\$ 0	\$ 0	\$ 0	\$ 0	\$ 0
	16947	Close Out	Intersection Improvements	SR-204; MP 2.66 - 2.66	WEBER	(\$42,331)	(\$42,331)	(\$3,074)	\$ 0	(\$45,404)
					Total	\$ 5,976,724	\$ 5,976,724	\$ 123,271	\$ 270,901	\$ 6,370,896

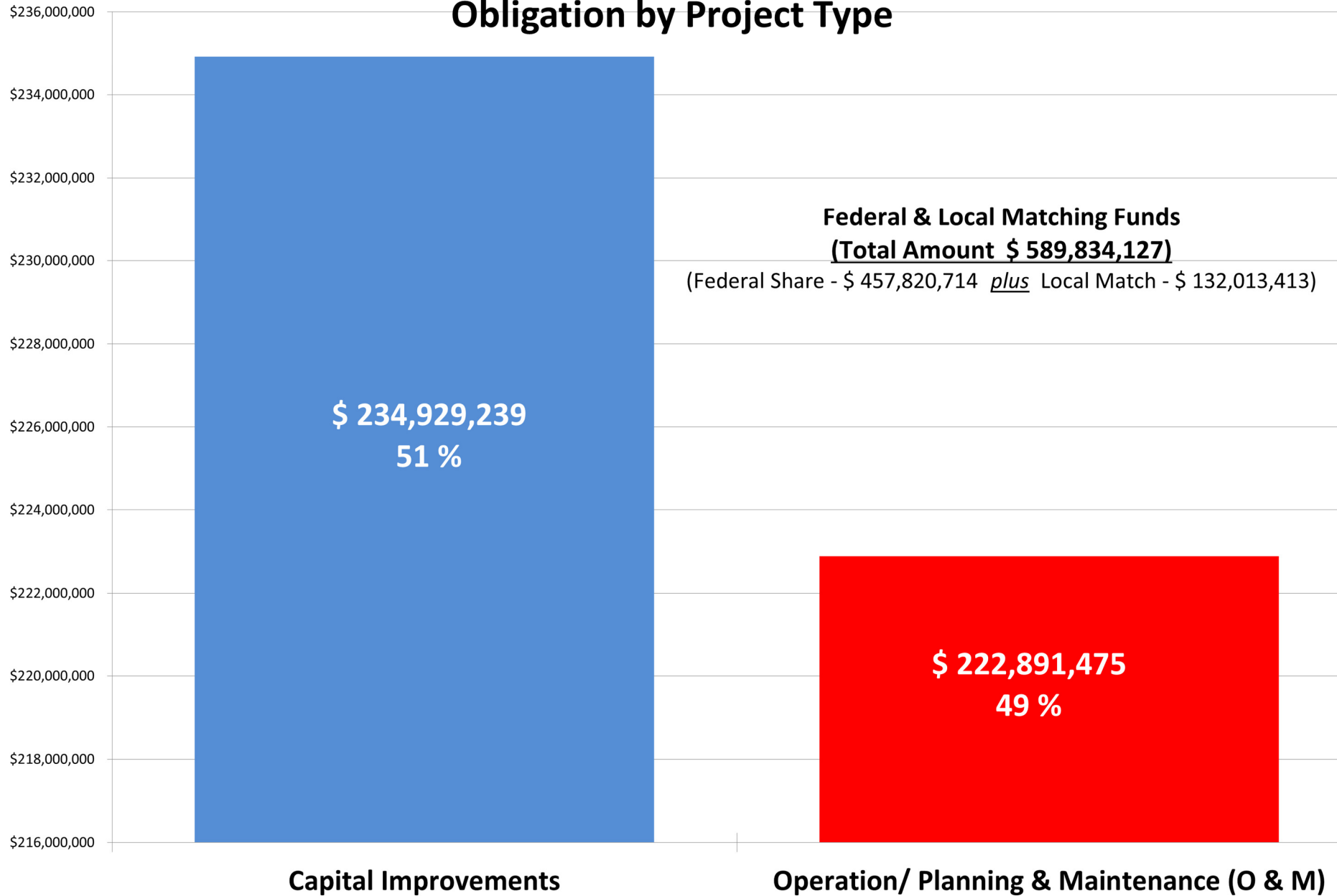
WFRC Urban Area Transportation Alternatives Program (TAP) Funds

Federal Fiscal Year 2022 Projects

Obligated/ (De_Obligated)

Plan Fund Desc.	PIN	PIN Status	Category	Project Location	County	Total Obl.	FA	STATE	LOCAL	TOTAL
TAP WFRC AT 100% PRO RATA TAP_UR_WFRC1	16869	Closed	Other	SLC Bike Share Expansion - GREENbike	SALT LAKE	(\$26,345)	(\$26,345)	\$ 0	\$ 0	(\$26,345)
TRANS ALT. PROGRAM- OG/LAYTON TAP_URB_O/L	17864	Awarded	Ped & Bike	SR-68; MP 64.37 - 65.74	DAVIS	\$ 146,527	\$ 146,527	\$ 0	\$ 10,640	\$ 157,167
	18835	Scoping	Other	US-89; MP 401.91 - 402.16	DAVIS	\$ 73,698	\$ 73,698	\$ 0	\$ 5,352	\$ 79,050
	17865	Awarded	Intersection Improvements	Cnty:FA-3416; MP .14 - .14	WEBER	\$ 171,874	\$ 171,874	\$ 0	\$ 12,481	\$ 184,355
	18834	Under Construction	Other	SR-60; MP .42 - .51	WEBER	\$ 457,113	\$ 457,113	\$ 33,194	\$ 0	\$ 490,307
TRANSPORTATION ALT PROGRAM - WFRC TAP_URB_WFRC	16953	Physically Complete	Safe Sidewalk/ADA	Cnty:FA-1454; MP .81 - .84	DAVIS	\$ 53	\$ 53	\$ 0	\$ 4	\$ 57
	16954	Close Out	Safe Sidewalk/ADA	SR-225; MP .66 - .68	DAVIS	\$ 2	\$ 2	\$ 0	\$ 0	\$ 2
	15929	Awarded	Ped & Bike	Salt Lake County Bicycle Counters - Salt Lake Valley Metro Area	SALT LAKE	\$ 157,992	\$ 157,992	\$ 0	\$ 11,473	\$ 169,464
	16948	Active	Ped & Bike	Cnty:FA-2224; MP .11 - .26	SALT LAKE	\$ 77,381	\$ 77,381	\$ 0	\$ 5,619	\$ 83,000
	16949	Closed	Safe Sidewalk/ADA	Construct sidewalk, curb, and gutter on the west side of Northwest avenue from 5415 S to existing sidewalk at about	SALT LAKE	\$ 20,000	\$ 20,000	\$ 0	\$ 1,452	\$ 21,452
	17867	Scoping	Ped & Bike	Cnty:FA-2236; MP 1.84 - 2.28	SALT LAKE	\$ 211,166	\$ 211,166	\$ 0	\$ 15,334	\$ 226,500
	17869	Scoping	Ped & Bike	Cnty:FA-2162; MP .37 - 1.60	SALT LAKE	\$ 27,969	\$ 27,969	\$ 0	\$ 2,031	\$ 30,000
	17870	Awarded	Ped & Bike	SR-266; MP 5.63 - 5.74	SALT LAKE	\$ 268,129	\$ 268,129	\$ 0	\$ 19,471	\$ 287,600
	18838	Region Review	Ped & Bike	8425 South; 1300 East to 1475 East	SALT LAKE	\$ 161,318	\$ 161,318	\$ 0	\$ 11,714	\$ 173,032
	19688	Active	Spot Improvement - Safety	Cnty:FA-2189; MP .23 - .23	SALT LAKE	\$ 74,584	\$ 74,584	\$ 0	\$ 5,416	\$ 80,000
					Total	\$ 1,821,460	\$ 1,821,460	\$ 33,194	\$ 100,987	\$ 1,955,641

FFY 2022 Federal Transit Administration Funds Obligation by Project Type



UTA FY 2022 GRANTS OVERVIEW

Funds Allocated (awarded and executed) in FFY 2022 (10/01/21 - 09/30/2022)

	Fed. Amt	Local Amt.	Tot. Amt.				
Totals	\$ 457,820,714	\$ 132,013,413	\$ 589,834,127	Improvement Type	Federal Amount	Local Amount	Total Amount
Totals / Project Type	\$ 234,929,239	\$ 132,499,066	\$ 366,138,173	Capital Improvements	51%	100%	62%
	\$ 222,891,475	\$ (485,653)	\$ 223,695,954	Operation/ Planning & Maintenance (O & M)	49%	0%	38%

Program Details Listed Below

Grant Number	Fed. Amt	Local Amt.	Tot. Amt.	Brief Description	Award Date	Status	Approx % Comp
FTA Grants							
UT-2017-016-00	\$ 437,819	\$ 101,515	\$ 539,334	FY15-17 5310 Provo/Orem	9/14/2017	Active	99
UT-2018-002-01	\$ 20,000,000	\$ 5,000,000	\$ 25,000,000	FY 16 TIGER UTA First Last Mile Connections Grant	4/9/2018	Active	85
UT-2018-010-02	\$ 11,424,513	\$ 2,856,129	\$ 14,280,642	FY2018 5339(a) Formula for Depot District Construction - amended to add almost \$7.5M in formula grant funds. Dates and percentages shown are amendment dates. Will amend again to add 2022 funds.	2/7/2021	Active	100
UT-2018-011-01	\$ 13,600,000	\$ 3,400,000	\$ 17,000,000	FY2018 5339(b) Discretionary for Depot District Construction - amended to add \$11M in discretionary grant funds. Dates shown are amendment dates	2/8/2021	Ready to close - waiting for final asset list prep.	100
UT-2019-001-00	\$ 712,758	\$ 331,944	\$ 1,044,702	FY 17-18 5310 SL/WV Capital, Operations and Admin	4/12/2019	Ready to close	100
UT-2019-002-00	\$ 488,754	\$ 182,059	\$ 670,813	FY 17-18 5310 O/L Capital, Operations and Admin	4/12/2019	Active	91
UT-2019-003-00	\$ 429,841	\$ 117,518	\$ 547,359	FY 17-18 5310 P/O Capital, Operations and Admin	4/12/2019	Ready to close	100
UT-2020-003-00	\$ 700,125	\$ 284,713	\$ 984,838	FY 2018 Innovative Coordinated Access and Mobility Competitive - Electronic Voucher Development. Project is moving to phase 2 on another grant. Will be ready to close soon.	2/4/2020	Active	97
UT-2020-010-00	\$ 2,360,053	\$ 171,378	\$ 2,531,431	FY 2019 CMAQ/Capital/Locomotive Overhaul	7/20/2020	Active	91
UT-2021-004-00	\$ 224,000	\$ 67,507	\$ 291,507	Suicide Prevention Research and Demonstration Project	5/3/2021	Active	82
UT-2021-005-00	\$ 476,665	\$ -	\$ 476,665	FY2020 5310 Formula Salt Lake City-West Valley City - Ops and Mobility Mngmt.	5/12/2021	Active	86

Grant Number	Fed. Amt	Local Amt.	Tot. Amt.	Brief Description	Award Date	Status	Approx % Comp
UT-2021-006-00	\$ 174,591	\$ -	\$ 174,591	FY20 5310 Formula Provo - Orem - Ops and Mobility Mngmt.	5/13/2021	Active	97
UT-2021-007-00	\$ 293,098	\$ -	\$ 293,098	FY20 5310 Ogden-Layton - Ops and Mobility Mngmt.	5/12/2021	Active - finishing spending of encumbered	100
UT-2021-009-01	\$ 368,908	\$ 78,640	\$ 447,548	FY 2019/2020 5310 Provo-Orem - Capital and Admin.	5/13/2021	Active	33
UT-2021-010-01	\$ 584,348	\$ 136,901	\$ 721,249	FY 2019/2020 5310 Ogden-Layton - Capital and Admin.	5/13/2021	Active	46
UT-2021-011-01	\$ 958,829	\$ 204,070	\$ 1,162,899	FY 2019/2020 5310 Salt Lake City-West Valley City - Capital and Admin.	5/14/2021	Active	25
UT-2021-014-00	\$ 3,950,000	\$ 286,835	\$ 4,236,835	FFY 2019 STBG & CMAQ - Capital - Depot District Construction	8/10/2021	Ready to close - waiting for final asset list prep.	100
UT-2021-020-00	\$ 338,155	\$ 98,277	\$ 436,432	FY 2020 Research Innovation Program - Transit Infrastructure Condition Assessment	9/8/2021	Active	6
UT-2021-021-00	\$ 78,322,872	\$ 32,629,231	\$ 110,952,103	FFY2019 Sec. 5309 UTA Ogden-WSU BRT - Note that now UT-2022-012 below is executed this will be amended to reduce local match by the amount of that ARPA grant	9/24/2021	Active	92
UT-2022-002-00	\$ 248,032	\$ -	\$ 248,032	Section 5310 CRRSAA Operating	5/3/2022	Active	10
UT-2022-003-00	\$ 248,035	\$ -	\$ 248,035	Section 5310 ARPA Operating	4/12/2022	Active	6
UT-2022-012-00	\$ 6,254,183	\$ -	\$ 6,254,183	ARP Section 5309 Small Starts Utah Transit Authority Ogden-WSU BRT (OGX) - Capital	9/19/2022	Active	0
UT-2022-014-00	\$ 508,200	\$ 30,000	\$ 538,200	FFY 2020 5312 COVID-19 Research Demonstration eVoucher Phase II	9/13/2022	Active	0
Other Agency Grants							
No current federal non-FTA funded grants							
Non Federal Grants							
VW Settlement	\$ 13,079,240	\$ 14,000,000	\$ 27,079,240	20 Electric Vehicles and Charging Infrastructure - Vehicle manufacture is progressing - delivery has recently started.	5/22/2020	Active	0
Grants Closed Since Last Year-End Report							
UT-2017-001-00	\$ 70,981,999	\$ 70,982,001	\$ 141,964,000	UTA Provo-Orem Bus Rapid Transit - Small Starts	12/19/2016	Closed	100
UT-2017-015-00	\$ 678,381	\$ 267,921	\$ 946,302	FY15-17 5310 Ogden/Layton	9/14/2017	Closed	100

Grant Number	Fed. Amt	Local Amt.	Tot. Amt.	Brief Description	Award Date	Status	Approx % Comp
UT-2017-017-00	\$ 1,588,868	\$ 786,774	\$ 2,375,642	FY15-17 5310 Salt Lake/West Valley	9/14/2017	Closed	100
UT-2020-007-00	\$ 187,175,694	\$ -	\$ 187,175,694	5307 CARES Act Operations and Capital	6/9/2020	Closed	100
UT-2021-019-00	\$ 33,584,103	\$ -	\$ 33,584,103	Section 5307 CRRSAA Operating	9/7/2021	Closed	100
WACOG 18-2716JH	\$ 2,500,000	\$ -	\$ 2,500,000	Ogden BRT - Design - billing grant for design	7/10/1905	Closed	100
WACOG 18-2717JH	\$ 5,000,000	\$ -	\$ 5,000,000	Ogden BRT - ROW Acquisition - billig as properites are purchased.	7/10/1905	Closed	100
EMW-2017-RA-00042	\$ 30,000	\$ -	\$ 30,000	Homeland Security -- Law Enforcement Anti Terrorism Training	9/18/2017	Closed - remainder de-obligated.	62
EMW-2019-RA-00040	\$ 98,650	\$ -	\$ 98,650	PRD's Personal Radiation Detection	10/21/2019	Closed	100

DATE: February 9, 2023
AGENDA ITEM: 6
SUBJECT: Safe Streets and Roads for All (SS4A) Update
PREPARED BY: Kip Billings, Senior Transportation Engineer

BACKGROUND:

As discussed with Trans Com at their meeting last June, the Wasatch Front Regional Council (WFRC), on behalf of several counties and cities in the Wasatch Front Area, applied for a grant from FHWA under the Safe Streets for All (SS4A) program. The grant is for the preparation of a Comprehensive Safety Action Plan (Action Plan) for the Weber, Davis, Salt Lake, Tooele, Morgan, and southern Box Elder County area. WFRC in partnership with local governments, UDOT, and UTA will guide a consultant team in the development of the Action Plan which will primarily rely on analysis of risk factors and safety data and engagement with elected officials, stakeholders, community organizations, and the public. The Action Plan will be the source document for subsequent SS4A grant applications by cities and counties to implement safety improvements on locally-owned roads. The goal of the SS4A program and the Action Plan is to reduce fatal and serious injury crashes principally on locally-owned roadways.

FHWA has awarded WFRC \$775,200 in federal funds for this project under the Infrastructure Investment and Jobs Act. Combined with local and State matching funds, the total budget for this study is \$969,000.

The proposed timeline is that the Action Plan will be completed not later than May 31, 2024. After the Action Plan is developed, it will be up to each local government to decide whether to apply for funding through SS4A to implement safety strategies and project types referenced in the Action Plan. The presumed deadline for implementation grant requests is September 2024.

RECOMMENDATION:

This item is for information only.

CONTACT PERSON:

Kip Billings (801) 363-4230 x 1115, kip@wfrc.org