



# Ogden-Weber Area Uniform Trail Signage

Produced by:



# The Vision

*“To create a uniform trail sign experience across Northern Utah”*



## Value of System

- Improved Safety
  - Knowing where and where not to go
- Adds to a positive trail experience
- Encourages use and exploration
- Creates educational opportunities
  - Historic and Interpretive panels



# The Look

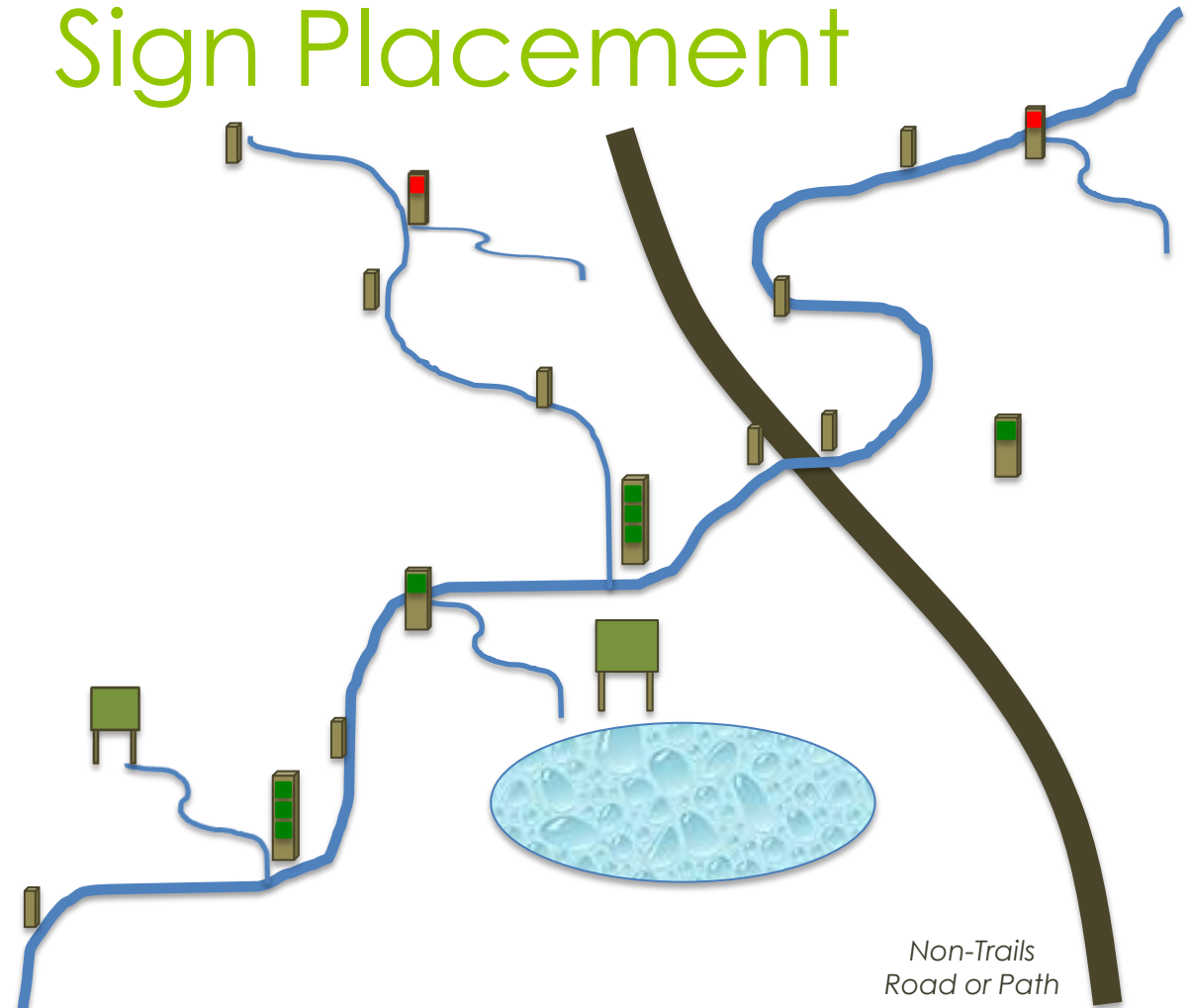
- Wood posts
- Engraved aluminum plaques
- Consistent sign placement




Recognized by:

- Ogden Trails Network
- Weber Pathways
- Bonneville Shoreline Committee
- WACOG
- Weber Trails
- Others

# Sign Placement




Non-Trails  
Road or Path




Trail Head Kiosk	Interpretive Sign	Totem	Large Post	Small Posts

# Sign Types and Rules



## ***Totem***

- Trailheads
- Multi-directional intersections



## ***Large Post***

- Used where two trails branch
- Adopt a trails recognition signs
- Inform of trail links or other info
- Larger warnings not to wander off trail (red background with white lettering)




## ***Small Post***

- Directional information
- Feature indicator- i.e. "River Access"
- Mileage markers
- Visual link or "sight to sight" signage along trail
- Ghost trails (red background with white "X")


# Sign Types and Rules

## ***Kiosk***



- Locate at major trail heads with parking
- Significant signage – Trail map, informational bulletin, trail etiquette, trail events, etc.
- Gateway, Shelter and/or rest bench

## ***Interpretive Signage***



- Significant points of interest
- Landmarks or Historical sites
- Scientific features of area

# Sign Details

	Totem	Post Sign (large)	Post sign (small)
Height	84"	84"	48"
Width	12"	10"	4"
Depth	6"	3"	4"
Material	Pressure Treated Douglas Fir	Pressure Treated Wood	Pressure Treated Wood
Plaque Type (fits)	Large Plaque	Large Plaque	Small Plaque
Detail	See Diagram	See Diagram	See Diagram
Installation	Bury 24" - 36"	Bury 24"-36"	Bury 12"-14"
Typical Cost	\$215	\$27	\$16 (makes 2 posts)


# Plaque Details

	Plaque (large)	Plaque (small)
Height	7.5"	3.5"
Width	7.5"	3.5"
Depth	.040 Gauge	.040 Gauge
Material	Aluminum	Aluminum
Background Color- Standard Signs	Dark Green-(FS34109)	Dark Green-(FS34109)
Background Color- Bonneville Shoreline Signs	White- (FS37925)	White- (FS37925)
Background Color- Warning & Ghost Trail Signs	Red- (FS31140)	Red- (FS31140)
Copy Color- Standard Signs	White- (FS37925)	White- (FS37925)
Copy Color- Bonneville Shoreline Signs	Dark Green-(FS34109)	Dark Green-(FS34109)
Font	Times New Roman	Times New Roman
Border	3 pt	N/A
Border Color	White- (FS37925)	White- (FS37925)
Installation	(4) 1-1/2" #10 Stainless Steel Security Screws at corners	(4) 1-1/2" #10 Stainless Steel Security Screws at corners
Typical Cost	\$9	\$6

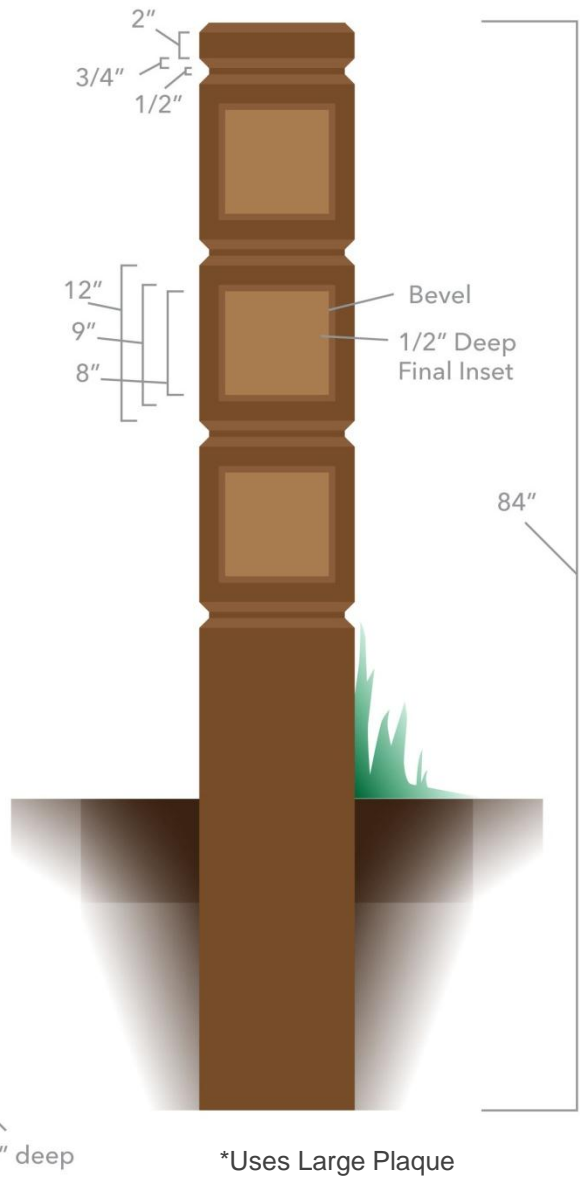


# Totem

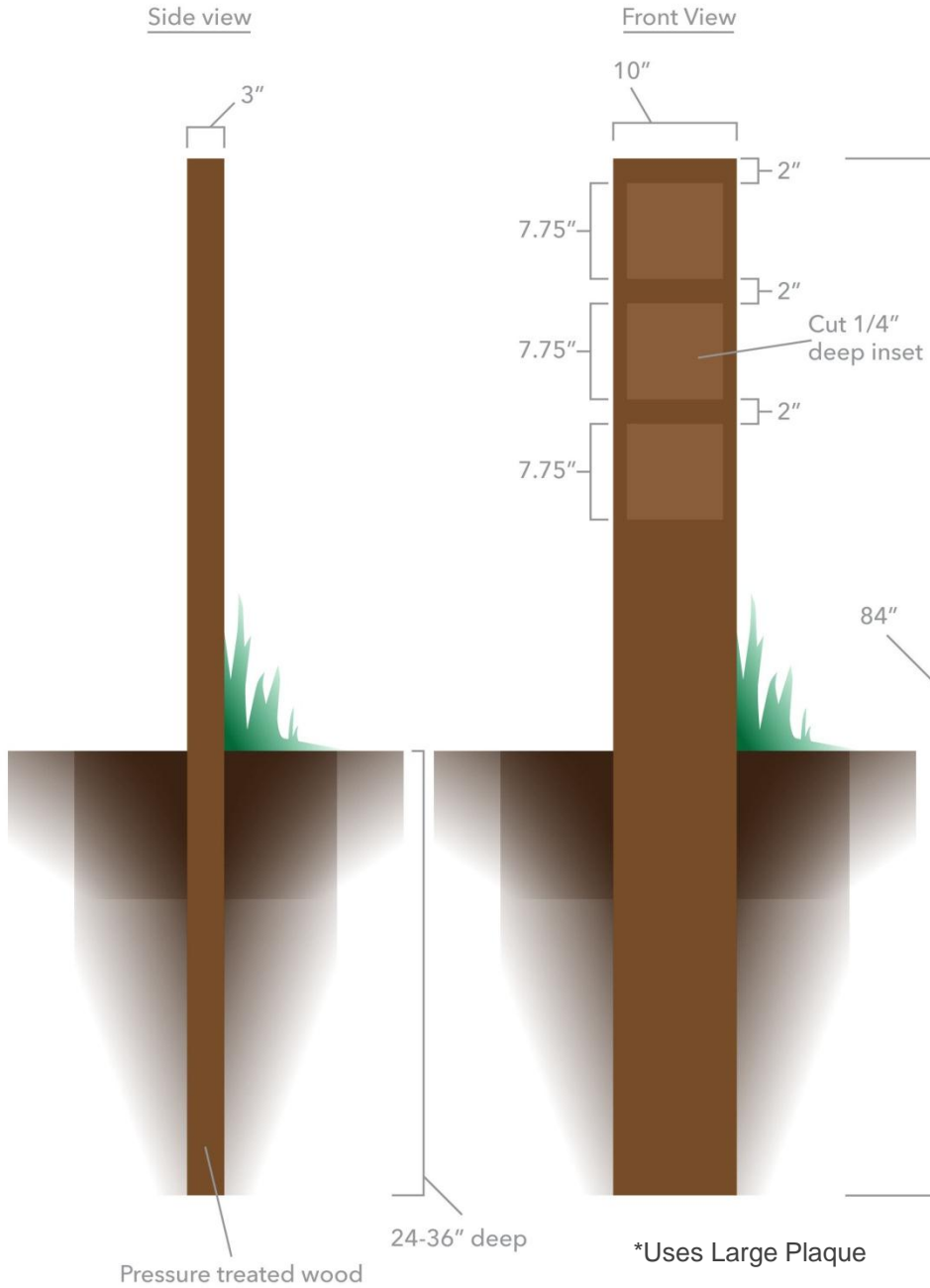
Side view



Front View




# Large Post

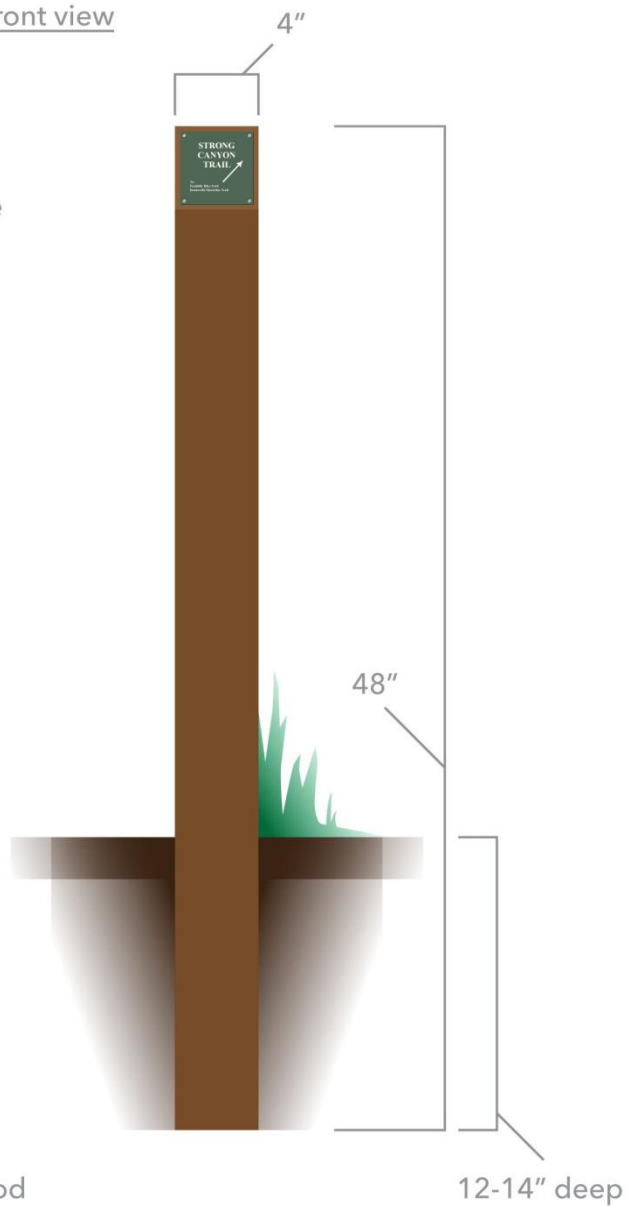


# Small Post

Side view



Front view



# Large Plaque



Red background used for warning signs only

# Small Plaque



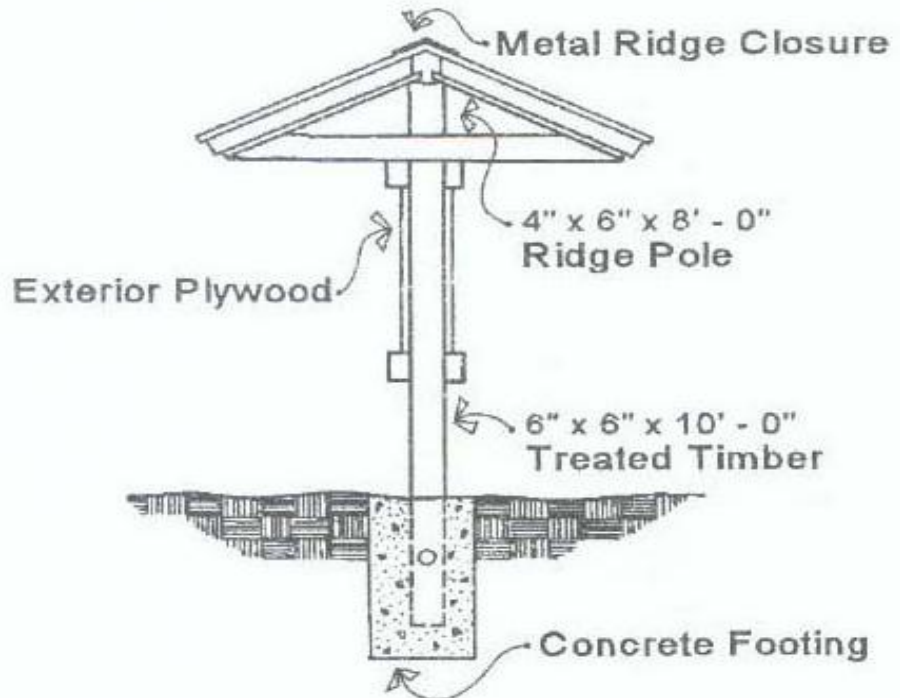
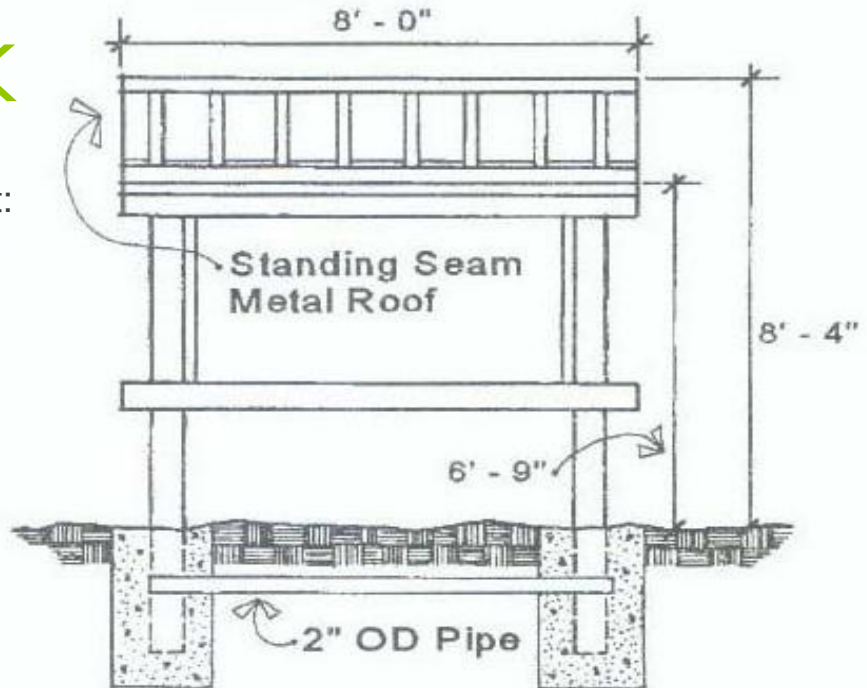
Red background used with a white "X" to  
mark ghost trails or other hazards

- Colors Reversed on Bonneville Shoreline Trail


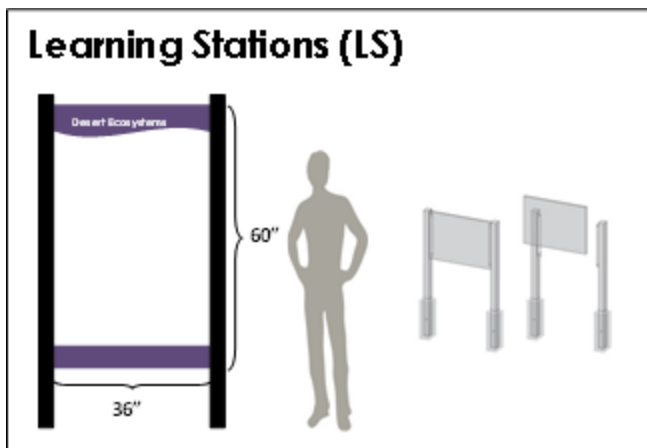
# Kiosk

Typical Cost:

- \$545

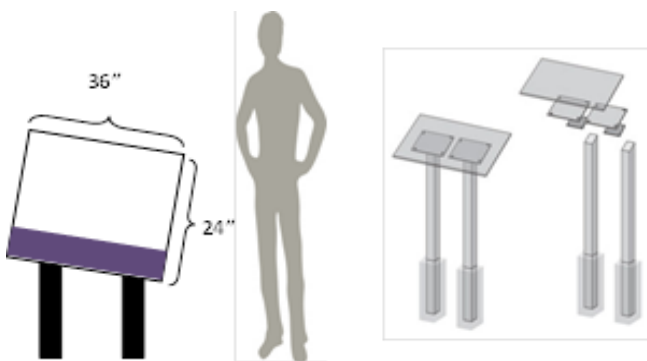


# Interpretive & Historic Signs



Typical Cost:  
• \$1075

Materials	Dimensions	Mounting Style
DHPL	36" W, 60" H	Upright Pedestals



Typical Cost:  
• \$650

Materials	Dimensions	Mounting Style
DHPL	36" W, 24" H, 45° angle	Inclined Double Pedestals

# Funding

- Potential funding sources include:
  - City Budget
  - Local business/organizations partnerships & donations
  - Adopt-a-Trail donors
  - Funds from trail events
  - Federal and local grants:
    - RAMP
    - Recreational Trails Program (RTP) grants
    - Others



# Implementation

- Best if observed as a “city standard” rather than an adopted ordinance
- Materials can be sourced from local producers (support local economy first!)
- Installation can be performed by:
  - Parks & Recreation employees
  - Boy Scouts
  - Other volunteer groups with proper supervision

# Customized Features

Not all features along the trail have to be uniform, individual jurisdictions may still choose to add customized features such as:

- Benches
- Garbage cans
- Mutt mitt stations
- Pathway lighting
- Etc.

