



WASATCH FRONT REGIONAL COUNCIL

Wasatch Front Regional Council
AGENDA
March 28, 2024

A Wasatch Front Regional Council meeting will be held on **Thursday, March 28, 2024 at 1:30pm at the WFRC office, 41 N Rio Grande St, Salt Lake City, and via Zoom.**

<https://us02web.zoom.us/j/87693153032?pwd=R2dyTEUzZUtrbGR5VS9kR1NIMkdKQT09>

Or One tap mobile : +13462487799,,83701669222# Webinar ID: 837 0166 9222

The agenda, with approximate times, will be as follows:

1. **Consent Agenda (1:30-1:35)**
 - a. **ACTION:** Minutes of the January 25, 2024 meeting and Financial statements/check registers for Dec 2023 & Jan 2024 and Budget/Expenditure Report to date
2. **Chair Report (1:35-2:00)**
 - a. [2024 Utah Legislative Session Overview](#)
3. **Public Comment (2:00-2:05)**
4. **Transportation Coordinating Committee (Trans Com) (2:05-2:30)**
 - a. [Board modifications](#) to 2024-2029 Transportation Improvement Program (TIP)
 - b. **ACTION:** Board modifications to the 2024-2029 TIP
 - c. **ACTION:** Roadway Safety Resolution
 - d. [Report](#) on Obligations of federal transportation funds during FY23
5. **Regional Growth Committee (RGC) (2:30-2:55)**
 - a. **ACTION:** RTP Amendment Process update
 - b. Planning Technical Assistance for Local Governments
 1. [Transportation and Land Use Connection Program 2024 Awards](#)
 2. **ACTION:** Station Area Plan Certification - West Jordan
 3. **ACTION:** Station Area Plan Certification - Midvale
6. **Budget Committee (2:55-3:10)**
 - a. **ACTION:** Release the Draft FY25 WFRC Goals, Budget, and Unified Planning Work Program (UPWP) for public comment
7. **Reports (3:10-3:30)**
 - a. [Key findings](#) from the 2023 Utah Moves Transportation Survey
 - b. Active Transportation Committee (ATC) update
 - c. Wasatch Front Economic Development District (WFEDD) update
 - d. [Community Development Block Grant \(CDBG\) awards announcement](#)
 - e. Executive Director's Report
8. **Other Business and Adjournment (3:30)**

Next Meeting: May 23, 2024

Upcoming Events:

- UAC Building Utah Conference, April 10-11, Richfield, UT
- WFRC Active Transportation Committee (ATC) Meeting, April 9, 9:15am
- ULCT Mid-year Conference, April 17-19, St. George, UT
- WFRC Transportation Coordinating Committee (Trans Com) Meeting, April 25, 1:30pm

Informational materials can be located on WFRC's website at www.wfrc.org.

Wasatch Front Regional Council is an Equal Opportunity program. Public participation is solicited without regard to age, sex, disability, race, color or national origin. Auxiliary aids or translation services are available upon request by contacting WFRC's Title VI Administrator. Call 801-363-4250 (hearing impaired individuals may use Relay Utah by dialing 711) or email apearson@wfrc.org at least 72 hours in advance.

Wasatch Front Regional Council is holding public meetings in-person in its office, with a virtual option. Interested attendees are encouraged to visit www.wfrc.org/committees for more information.

Wasatch Front Regional Council es una organización de Oportunidad Igual. Se solicita la participación del público, sin importar la edad, el sexo, la discapacidad, la raza, color o nacionalidad. Personas que requieren servicios de traducción deben contactar al Administrador de Título VI de WFRC por teléfono a 801-363-4250 (personas con discapacidad auditiva pueden llamar a Spanish Relay Utah - 1-888-346-3162) o por correo electrónico apearson@wfrc.org, por lo menos 72 horas antes de la reunión.

Wasatch Front Regional Council está teniendo las reuniones públicas en persona en la oficina, con la opción de atender virtualmente. Personas interesadas en atender, pueden visitar www.wfrc.org/committees para obtener más información.

Dawn Ramsey, Chair
Mayor, South Jordan

Bob Stevenson, Vice Chair
Commissioner, Davis County

Dirk Burton
Mayor, West Jordan

Robert Dahle
Mayor, Holladay

Robert Dandoy
Mayor, Roy

Gage Froerer
Commissioner, Weber County

Jim Harvey
Commissioner, Weber County

Erin Mendenhall
Mayor, Salt Lake City

Ben Nadolski
Mayor, Ogden

Mike Newton
Commissioner, Morgan County

Kristie Overson
Mayor, Taylorsville

Lee Perry
Commissioner, Box Elder County

Joy Petro
Mayor, Layton

Mark Shepherd
Mayor, Clearfield

Jeff Silvestrini
Mayor, Millcreek

Brandon Stanger
Mayor, Clinton

Scott Wardle
Councilmember, Tooele County

Jenny Wilson
Mayor, Salt Lake County

Aimee Winder Newton
Councilmember, Salt Lake County

Senator Wayne Harper
Utah State Senate

Representative Calvin Musselman
Utah House of Representatives

Carlton Christensen
Utah Transit Authority

Carlos Bracerias
Utah Department of Transportation

Troy Walker
Utah League of Cities and Towns

Lorene Kamalu
Utah Association of Counties

Ari Bruening
Envision Utah

Laura Hanson
State Planning Coordinator

Andrew Gruber
Executive Director



DRAFT

MINUTES
Wasatch Front Regional Council
 January 25, 2024

WFRC Council meeting was held at WFRC Offices, 41 N Rio Grande Street, Salt Lake City and via Zoom. The following were present:

WFRC COUNCIL MEMBERS - 2024		
BOX ELDER COUNTY	Yes/No	Alternates / Others in attendance:
Member - Lee Perry	yes	Monica Zoltanski, Sandy City Mayor
Alternate - Dennis Bott	no	Natalie Hall, Bluffdale Mayor
DAVIS COUNTY MEMBERS		
Brandon Stanger	yes	Michelle Larsen, UTA
Mark Shepherd	yes	Shule Bishop, UTA
Joy Petro	yes	Dina Blaes, SLCo
Bob Stevenson	yes	Emily Paskett, SLC
MORGAN COUNTY		
Member - Mike Newton	yes	Heather McLaughlin-Kolb, SLC
Alternate - Robert McConnell	no	Ken Phippen, Farr West Mayor
SALT LAKE COUNTY MEMBERS		
Jenny Wilson	no	Braden Mitchell, Riverdale Mayor
Erin Mendenhall	no	Bret Millburn, Draper City
Dawn Ramsey	yes	Tamara Tran, Kaysville Mayor
Aimee Winder Newton	yes	Eric Barney, Magna Mayor
Jeff Silvestrini	yes	Lorin Palmer, Herriman Mayor
Robert Dahle	yes	Mike Weichers, Cottonwood Heights Mayor
Dirk Burton	yes	Howard Madsen, Sunset Mayor
Kristie Overson	yes	Blaine Fackrell, Morgan County
TOOELE COUNTY		
Member - Scott Wardle	yes	Dan Dugan, Salt Lake City Council
Alternate - Debbie Winn	yes	Karen Lang, West Valley City Mayor
WEBER COUNTY MEMBERS		
Gage Froerer	yes	Sheri Bingham, Hooper Mayor
Jim Harvey	yes	Ivan Marrero, FHWA
Robert Dandoy	yes	Rex Harris, FHWA
Ben Nadolski	yes	Andrew Roberts, Salt Lake County
UDOT & UTA		
Member - Carlos Bracerias, UDOT	no	Nando Meli, Stockton Town Mayor
Alternate - Ben Huot, UDOT	yes	Alexander Johnson, Congressman Owens
Member - Carlton Christensen, UTA Board of Trustees	yes	Jon Larsen, SLC Transportation
Alternate - Beth Holbrook, UTA Board of Trustees	yes	Bryce Bird, UDAQ
NON-VOTING MEMBERS		
Lorene Kamalu - Utah Association of Counties	yes	Nick Norris, SLC Planning
Troy Walker - Utah League of Cities and Towns	no	Elden Bingham, citizen
Ari Bruening - Envision Utah	yes	WFRC: Andrew Gruber, Miranda Jones Cox,
Wayne Harper - State Senate	no	Ted Knowlton, Nate Currey, Kevrine Wells,
Calvin Mussleman - State House of Representatives	no	Tim Watkins, Kip Billings, Madison Aviles,
Laura Hanson - State Planning Coordinator	yes	Christy Dahlberg, Marian Florence, Matt Ryan,
		Julie Bjornstad, Wayne Bennion, Ben Wuthrich,
		Lauren Victor, Hugh Van Wagenen, Byron Head,
		Marcia White, Megan Townsend, Jory Johner,
		Chay Mosqueda, Bill Hereth, Bert Granberg,
		Sarah Lawless, Chris Day, Josh Reynolds,
		Rosie Hernandez, Jordon Chandler, Suzie Swim,
		Andrea Pearson

1. Welcome and Consent Agenda [00:00:07]

At 1:37pm, Council Chair Mayor Dawn Ramsey welcomed the Wasatch Front Regional Council members and guests. Introductions were made around the table, and online via roll call. [00:04:42] Mayor Ben Nadolski was welcomed as a new member to the Council and he introduced himself.

[00:05:43] ACTION: Mayor Ramsey brought attention to the first item on the agenda - the minutes of the October 26, 2023 meeting and Financial statements and check registers for September, October, and November 2023 and Budget/Expenditure Report to date. Commissioner Bob Stevenson made a motion to approve all the documents as presented and Councilmember Dan Dugan seconded the motion. The minutes and financial statements were approved unanimously.

2. Chair Report [00:06:36]

a. ACTION: Endorse appointments to WFRC Council and Committees

Mayor Ramsey, as the WFRC Chair, presented the appointments of WFRC Members to the Regional Growth Committee (RGC), Transportation Coordinating Committee (Trans Com), WFRC Budget Committee, Active Transportation Committee (ATC), Wasatch Front Economic Development District (WFEDD) and Joint Policy Advisory Committee (JPAC). Appointments to WFRC and its Committees are also made by the County Councils of Governments (COGs) and other appointing authorities that partner with WFRC. **ACTION: [00:09:30]** Mayor Jeff Silvestrini made a motion that the members of the Council endorse the appointments to WFRC Council and other Committees as listed. Commissioner Jim Harvey seconded the motion and the vote was unanimous in the affirmative.

b. Legislative session report and endorse positions on legislation [00:11:20]

Mayor Ramsey introduced Miranda Jones Cox, WFRC, who explained the legislation that is pertinent to the region. WFRC members can keep themselves apprised of notable legislation by subscribing to WFRC's [Government Affairs](#) emails which are frequently distributed during the session. Members may also reference WFRC's [bill tracker](#), found on WFRC's website, and/or provide input on these pieces of legislation by attending our weekly policy meetings on Thursday mornings at 8 AM at the Utah State Capitol building. **ACTION: [00:39:44]** Mayor Ramsey asked for a motion to endorse the recommended positions as presented. Commissioner Bob Stevenson made a motion and Mayor Mark Shepherd seconded the motion. The vote was unanimous in the affirmative.

3. Public Comment [00:40:57]

Mayor Ramsey opened the meeting for public comment. There was no public comment.

4. Transportation Coordinating Committee (Trans Com) [00:41:31]

Mayor Mark Shepherd, Trans Com Chair, introduced Ben Wuthrich, WFRC, who discussed modifications requested for the TIP.

a. Board Modifications to the 2024-2029 Transportation Improvement Program (TIP)

Mr. Wuthrich stated that since the last meeting of the Wasatch Front Regional Council (WFRC), WFRC received requests to modify the current 2024-2029 TIP. The modification required action from Trans Com (since WFRC was not meeting) and the Utah Transportation Commission but did not require a new air quality conformity analysis or a 30-day public comment period. The modification is attached to the approved resolution.

b. ACTION: Board Modifications to the 2024-2029 Transportation Improvement Program (TIP)

[00:43:30] Mr Wuthrich continued his report by briefly describing the modification requests to the current 2024-2029 Transportation Improvement Program (TIP), that have been received since the last meeting of Wasatch Front Regional Council. **[01:04:48] ACTION:** Mayor Shepherd made a motion to approve the modifications as discussed. Mayor Jeff Silvestrini seconded the motion and the affirmative vote was unanimous in the affirmative.

5. Regional Growth Committee (RGC) [01:05:16]

a. Station Area Plan Certification Request: 13 Stations in downtown Salt Lake City

Mayor Ramsey directed the meeting to Mayor Bob Dandoy, Chair of RGC, for an update on RGC. Mayor Dandoy stated that there were important guiding principles and goals discussed in the RGC meeting held last week that will assist us in planning for the future of our region. Mayor Dandoy then introduced Megan Townsend, the Community and Economic Development Director at WFRC. Ms. Townsend gave an overview of the Station Area Plan Technical Assistance that is available, as well

as the requirements under House Bill 462 from 2022. She then explained that downtown Salt Lake City is looking to certify 13 stations:

900 South	Planetarium
600 South	Old Greek Town
Courthouse	Salt Lake Central TRAX
Gallivan Plaza	Salt Lake Central FrontRunner
City Center	North Temple Bridge/Guadeloupe TRAX
Temple Square	North Temple FrontRunner
Arena	

Nick Norris, Salt Lake City Planner Director, highlighted key points for the 13 stations and explained that the goal is to have the work done by the 2034 Winter Olympics, which are slated to be coming to Utah. **[01:24:19]** Mayor Jeff Silvestrini made a motion to recommend the 13 downtown Salt Lake City Station Areas to the Wasatch Front Regional Council for certification. Mayor Brandon Stanger seconded the motion. There was no further discussion, and the motion passed unanimously.

6. Reports [01:26:43]

Mayor Ramsey invited Bryce Bird, with the Utah Division of Air Quality, to review current ozone level findings.

a. Potential Impacts of Federal Ozone Air Quality Standards

Utah is currently not able to meet requirements of the Federal Clean Air Act related to ozone levels. These requirements are extremely difficult to meet because of high levels of “background” ozone, which comes from outside Utah or from natural sources. This situation poses potential risks for significant highway and transit capacity-increasing projects to proceed. WFRC staff, in collaboration with Mr. Bird, briefed the Council on this issue and discussed ongoing collaborative efforts to address the situation. Materials that can help leaders inform their communities will be sent as follow up to this discussion.

b. Executive Director’s Report [01:51:45]

Mayor Ramsey turned the time to Andrew Gruber, WFRC, who introduced four new staff members of WFRC staff. Nate Currey, Communications Manager; Madison Aviles, Local Administrative Advisor, and Tim Watkins and Matt Ryan, both planners in the Community and Economic Development group.

7. Video: Overview of the Utah Open and Public Meeting Act [01:59:01]

8. Other Business and Adjournment [01:57:38]

Mayor Ramsey stated that the next Council meeting will be held on March 28, 2024, and pointed out the upcoming events on the bottom of the meeting agenda. With no further business, Mayor Ramsey stated that since Utah State law requires that elected officials serving on committees such as those of the Wasatch Front Regional Council receive training regarding the Utah Open and Public Meetings Act, an 8-minute video would now be shown in order to comply with this requirement. **ACTION: [01:58:38]** Mayor Ramsey asked for a motion to adjourn the meeting upon completion of the training video. Councilmember Aimee Winder Newton made a motion to adjourn upon the conclusion of the video, and Commissioner Jim Harvey seconded. The affirmative vote was unanimous. The meeting adjourned at 3:43pm.

**Wasatch Front Regional Council
Checking
Bank Reconciliation - 12/02/2023 to 12/31/2023**

Bank Statement Balance: \$500,106.71

Outstanding Checks & Withdrawals

<u>Payee Name</u>	<u>Reference</u>	<u>Paid Date</u>	<u>Void Date</u>	<u>Amount</u>
Billings, Kip A	X999	10/13/2023		0.00
Health Equity	EFT.1204231352.258	12/04/2023		3,487.54
Utah State Tax Commission	EFT.1228230900.82	12/29/2023		4,582.74

Outstanding Checks & Withdrawals Total: \$8,070.28

Calculated Book Balance: \$492,036.43

General Ledger Balance: \$492,036.43

Calculated Book Balance vs General Ledger Balance: \$0.00



Wasatch Front Regional Council
Checking
Bank Reconciliation - 12/02/2023 to 12/31/2023

Bank Statement Start Balance: **\$415,287.05**

Reconciled Deposits & Transfers

Type	Reference	Date	Amount
Transfer		12/04/2023	100,000.00
Deposit		12/06/2023	384,764.36
Deposit		12/07/2023	147,771.78
Deposit		12/12/2023	339,394.86
Deposit		12/14/2023	11,631.53
Deposit		12/15/2023	2,514.97
Deposit		12/15/2023	20,000.00
Deposit		12/18/2023	6,309.71
Deposit		12/19/2023	12,058.82
Deposit		12/19/2023	61,273.98
Deposit		12/20/2023	340,952.73
Deposit		12/22/2023	3,179.53
Deposit		12/22/2023	19,500.00
Deposit		12/28/2023	13,218.75
Deposit		12/29/2023	15,000.00

Reconciled Deposits & Transfers Total: \$1,477,571.02

Reconciled Checks & Withdrawals

Payee Name	Reference	Date	Amount
EMI Health	EFT	12/01/2023	112.50
Lincoln Financial Life Ins Co	eft	12/01/2023	2,817.49
Utah State Tax Commission	EFT.1201231411.82	12/01/2023	4,597.40
Internal Revenue Service	EFT.1201231411.38	12/01/2023	15,032.26
Utah Retirement Systems (URS)	EFT.1204231443.80	12/04/2023	43,853.01
Health Equity	EFT	12/05/2023	36.00
Les Olson Company	ACH.1204230806.44	12/06/2023	50.68
PEHP FLEX Benefits	ACH.1204230806.54	12/06/2023	140.00
PEHP FLEX Benefits	ACH.1204230806.54	12/06/2023	144.62
UNUM Life Insurance Co.	ACH.1204230806.72	12/06/2023	157.95
Onward Technology, LLC	ACH.1204230806.326	12/06/2023	356.72
Les Olson Company	ACH.1204230806.44	12/06/2023	646.19
RRJ Consulting	ACH.1204230806.62	12/06/2023	2,000.00
Onward Technology, LLC	ACH.1204230806.326	12/06/2023	2,485.65
Leland Consulting Group	ACH.1204230806.321	12/06/2023	2,498.75
Fehr & Peers	ACH.1204230806.24	12/06/2023	4,615.00
County of Salt Lake	ACH.1204230806.15	12/06/2023	5,000.00
MHTN Architects	ACH.1204230806.49	12/06/2023	5,000.00
Parametrix, Inc	ACH.1204230806.53	12/06/2023	6,011.40
Kimley Horn	ACH.1204230806.41	12/06/2023	6,011.50
Fehr & Peers	ACH.1204230806.24	12/06/2023	6,785.00
Barker Leavitt, PLLC	ACH.1204230806.6	12/06/2023	8,000.00
Penna Powers Inc	ACH.1204230806.56	12/06/2023	9,066.25
Penna Powers Inc	ACH.1204230806.56	12/06/2023	11,023.00
Horrocks Engineers, Inc.	ACH.1204230806.34	12/06/2023	17,923.23
Larson Certified Public Accountants	ACH.1204230806.349	12/06/2023	19,000.00
Design Workshop, Inc	ACH.1204230806.20	12/06/2023	24,963.50
Metro Analytics LLC (Coeur Capital Inc)	ACH.1204230806.290	12/06/2023	33,348.72
Metro Analytics LLC (Coeur Capital Inc)	ACH.1204230806.290	12/06/2023	33,663.00
Fielding Group, LLC	ACH.1204230806.26	12/06/2023	37,833.33
Public Employees Health Program (PEHP)	ACH.1204230806.59	12/06/2023	38,163.89
Avenue Consultants	ACH.1204230806.4	12/06/2023	45,452.81
Utah Local Governments Trust (ULGT)	EFT	12/11/2023	512.95
Health Equity	EFT	12/15/2023	36.00
Health Equity	EFT.1228230909.258	12/15/2023	3,987.54
Utah State Tax Commission	EFT.1215231229.82	12/15/2023	4,571.22
Internal Revenue Service	EFT.1215231227.38	12/15/2023	15,003.38
Payroll DD	1215231200	12/15/2023	82,602.07
Utah Retirement Systems (URS)	EFT.1219231017.80	12/19/2023	43,828.97
UNUM Life Insurance Co.	ACH.1220231500.72	12/22/2023	96.61
Les Olson Company	ACH.1220231500.44	12/22/2023	208.32
PEHP FLEX Benefits	ACH.1220231500.54	12/22/2023	280.00
Six County AOG	ACH.1220231500.289	12/22/2023	1,071.42
RRJ Consulting	ACH.1220231500.62	12/22/2023	2,000.00
Onward Technology, LLC	ACH.1220231500.326	12/22/2023	3,629.57
Township + Range LLC	ACH.1220231500.70	12/22/2023	6,163.25

Wasatch Front Regional Council
Checking
Bank Reconciliation - 12/02/2023 to 12/31/2023

Downtown Redevelopment Services, LLC	ACH.1220231500.309	12/22/2023	6,658.66	
Wall Consultant Group (WCG)	ACH.1220231500.291	12/22/2023	6,992.50	
Alta Planning and Design	ACH.1220231500.2	12/22/2023	6,994.75	
Barker Leavitt, PLLC	ACH.1220231500.6	12/22/2023	8,000.00	
FFKR Architects	ACH.1220231500.25	12/22/2023	10,189.74	
Better City LLC	ACH.1220231500.172	12/22/2023	10,899.00	
Landmark Design	ACH.1220231500.42	12/22/2023	11,317.50	
Utah Division of Finance	ACH.1220231500.81	12/22/2023	13,124.58	
MHTN Architects	ACH.1220231500.49	12/22/2023	14,400.00	
GSBS PC	ACH.1220231500.31	12/22/2023	19,372.42	
Logan Simpson Design, Inc	ACH.1220231500.183	12/22/2023	21,612.00	
Parametrix, Inc	ACH.1220231500.53	12/22/2023	21,694.64	
Avenue Consultants	ACH.1220231500.4	12/22/2023	24,001.62	
Metro Analytics LLC (Coeur Capital Inc)	ACH.1220231500.290	12/22/2023	35,706.84	
Fielding Group, LLC	ACH.1220231500.26	12/22/2023	37,833.33	
Horrocks Engineers, Inc.	ACH.1220231500.34	12/22/2023	45,159.30	
Psomas	ACH.1220231500.58	12/22/2023	59,661.95	
Design Workshop, Inc	ACH.1220231500.20	12/22/2023	72,100.36	
Resource Systems Group, Inc (RSG)	ACH.1220231500.61	12/22/2023	92,293.99	
Kimley Horn	ACH.1220231500.41	12/22/2023	178,608.72	
Health Equity	EFT.1228231122.258	12/29/2023	3,987.54	
Internal Revenue Service	EFT.1228230900.38	12/29/2023	15,022.83	
Utah Retirement Systems (URS)	EFT.1228231122.80	12/29/2023	43,925.92	
Payroll DD	1229231200	12/29/2023	82,412.02	
		Reconciled Checks & Withdrawals Total:		\$1,392,751.36
		Bank Statement End Balance:		\$500,106.71

Commercial Checking Acct Public Funds

Account number: 1890008079 ■ December 1, 2023 - December 31, 2023 ■ Page 1 of 2



WASATCH FRONT REGIONAL COUNCIL/WASATCH
FRONT ECONOMIC DEVELOPMENT DISTRICT
41 N RIO GRANDE ST STE 103
SALT LAKE CITY UT 84101-1385

Questions?

Call your Customer Service Officer or Client Services
1-800-AT WELLS (1-800-289-3557)
5:00 AM TO 6:00 PM Pacific Time Monday - Friday

Online: wells Fargo.com

Write: Wells Fargo Bank, N. A. (119)
Gib - Local Government (Utah)
P.O. Box 6995
Portland, OR 97228-6995

Account summary

Commercial Checking Acct Public Funds

Account number	Beginning balance	Total credits	Total debits	Ending balance
1890008079	\$415,287.05	\$1,477,571.02	-\$1,392,751.36	\$500,106.71

Credits

Electronic deposits/bank credits

Effective date	Posted date	Amount	Transaction detail
	12/04	100,000.00	Utah State Treas Mixed 231201 0533 Wasatch Front Regional
	12/06	384,764.36	Finet EFT 8019577760 231205 202312050440696 NTE*24A0346663 *81353E *Was
	12/07	147,771.78	Fhwa Treas 310 Misc Pay 120723 xxxxx0500 Rmr*IV*Wfrc1123*Ai*147771.78*147771.78*0.00\
	12/12	339,394.86	Finet EFT 8019577760 231211 202312110441369 NTE*24A0361390 *81353E *Was
	12/14	11,631.53	Utah Transit Aut Uta EFT 1109053 Uta EFT
	12/15	28,824.68	Desktop Check Deposit
	12/19	12,058.82	Mountainland Asc 12.12.23 238 Wfrc
	12/19	21,218.39	Finet EFT 8019577760 231218 202312180442226 NTE*24A0375798 *81353E *Was
	12/19	40,055.59	Finet EFT 8019577760 231218 202312180442173 NTE*24A0375742 *81353E *Was
	12/20	340,952.73	Finet EFT 8019577760 231219 202312190442315 NTE*24A0378496 *81353E *Was
	12/21	22,679.53	Desktop Check Deposit
	12/28	13,218.75	Finet EFT 8019577760 231227 202312270443061 NTE*24A0393620 *81353E *Was
	12/29	15,000.00	Salt Lake City C A/P 231229 Sp-0025564 353006\
		\$1,477,571.02	Total electronic deposits/bank credits
		\$1,477,571.02	Total credits



Debits

Electronic debits/bank debits

<i>Effective date</i>	<i>Posted date</i>	<i>Amount</i>	<i>Transaction detail</i>
12/04		320,341.19	ACH Prep Origintn - Wasatch Front Re - File 7878782339 Coid 1870285777
12/04		112.50	Emi Health Ins Prem 50700012 Wasatchfrontregionalco
12/04		2,817.49 <	Business to Business ACH Debit - *Lincoln Natlife Prempaymnt 1555992 91000011128352
12/04		4,597.40	Utah801/297-7703 Tax Paymnt xxxxx9632 x
12/04		15,032.26 <	Business to Business ACH Debit - IRS Usatapytmt 120423 270373881201828 Wasatch Front Regional
12/05		36.00	Healthequity Inc Healthequi 04 Dec 6960993 Wasatch Front Regional
12/05		43,853.01	Utah State Retir Urs Paymnt U999500733373 Wasatch Front Reg Coun
12/13		82,602.07	ACH Prep Origintn - Wasatch Front Re - File 7878782339 Coid 1870285777
12/15		15,003.38 <	Business to Business ACH Debit - IRS Usatapytmt 121523 270374984731589 Wasatch Front Regional
12/18		4,023.54	Healthequity Inc Healthequi 15 Dec 6960993 Wasatch Front Regional
12/18		4,571.22	Utah801/297-7703 Tax Paymnt 1856252032 x
12/20		710,071.07	ACH Prep Origintn - Wasatch Front Re - File 7878782339 Coid 1870285777
12/20		43,828.97	Utah State Retir Urs Paymnt U999500733374 Wasatch Front Reg Coun
12/22		512.95 <	Business to Business ACH Debit - UT Local Govt Tr Insurance 231221 3058763 Wasatch Front Regional
12/27		82,412.02	ACH Prep Origintn - Wasatch Front Re - File 7878782339 Coid 1870285777
12/29		3,987.54	Healthequity Inc Healthequi 28 Dec 6960993 Wasatch Front Regional
12/29		15,022.83 <	Business to Business ACH Debit - IRS Usatapytmt 122923 270376382377062 Wasatch Front Regional
12/29		43,925.92	Utah State Retir Urs Paymnt U999500733375 Wasatch Front Reg Coun
		\$1,392,751.36	Total electronic debits/bank debits
		\$1,392,751.36	Total debits

< Business to Business ACH: If this is a business account, this transaction has a return time frame of one business day from post date. This time frame does not apply to consumer accounts.

Daily ledger balance summary

<i>Date</i>	<i>Balance</i>	<i>Date</i>	<i>Balance</i>	<i>Date</i>	<i>Balance</i>
11/30	415,287.05	12/13	917,826.13	12/21	617,749.22
12/04	172,386.21	12/14	929,457.66	12/22	617,236.27
12/05	128,497.20	12/15	943,278.96	12/27	534,824.25
12/06	513,261.56	12/18	934,684.20	12/28	548,043.00
12/07	661,033.34	12/19	1,008,017.00	12/29	500,106.71
12/12	1,000,428.20	12/20	595,069.69		
Average daily ledger balance		\$640,890.66			

**Wasatch Front Regional Council
Check Register
All Bank Accounts - 12/01/2023 to 12/31/2023**

<u>Payee Name</u>	<u>Reference Number</u>	<u>Invoice Number</u>	<u>Invoice Ledger Date</u>	<u>Payment Date</u>	<u>Amount</u>	<u>Description</u>	<u>Ledger Account</u>	<u>Activity Code</u>
Alta Planning and Design	ACH.12202315	304.2022.234-9	11/30/2023	12/22/2023	6,994.75	Tooele ATP - Aug	105340.30.331201 - Consult Serv: Too	
					\$6,994.75			
Amazon	Pcard	#112-8820914-29	12/18/2023	12/18/2023	8.99	Analytics: Dry Erase Markers	105610.10.301200 - Supplies: Local Fu	
Amazon	Pcard	#112-8820914-29	12/18/2023	12/18/2023	168.00	New Hire Monitor (TV),: Tim Watkins	105610.10.301200 - Supplies: Local Fu	
					\$176.99			
Amazon	Pcard-JC	12062023	12/06/2023	12/06/2023	450.00	CAC gift card for participants	105610.10.301200 - Supplies: Local Fu	
Amazon	Pcard-JC	9869816	12/22/2023	12/22/2023	27.96	Batteries	105610.10.301200 - Supplies: Local Fu	
					\$477.96			
					\$654.95			
Avenue Consultants	ACH.12042308	9581	11/15/2023	12/06/2023	45,452.81	Davis County ATP - Sept	105340.30.351038 - Consult Serv: Davi	
Avenue Consultants	ACH.12202315	9766	11/30/2023	12/22/2023	24,001.62	Davis County ATP - Oct	105340.30.351038 - Consult Serv: Davi	
					\$69,454.43			
Bad Caddy Golf	Pcard-AP	12112023	12/11/2023	12/11/2023	2,486.00	WFRC Holiday Party	105610.10.301000 - Supplies: Miscella	
					\$2,486.00			
Barker Leavitt, PLLC	ACH.12042308	110-1023	10/31/2023	12/06/2023	8,000.00	Legislative Consulting - Oct billing	105340.50.341200 - Consult Serv: Legi	
Barker Leavitt, PLLC	ACH.12202315	110-1123	11/30/2023	12/22/2023	8,000.00	Legislative Consulting - Nov	105340.50.341200 - Consult Serv: Legi	
					\$16,000.00			
Better City LLC	ACH.12202315	1764	11/30/2023	12/22/2023	10,899.00	WFEDD - Sept	105340.50.334201 - Consult Serv: Eco	
					\$10,899.00			
Bluehost	Pcard-AP	12032023	12/03/2023	12/03/2023	7.76	website domain -WFRC - monthly	105670.99.999000 - Software: Indirect	
					\$7.76			
Clifton Strengths (Gallup)	Pcard-JC	#1051387154839	12/06/2023	12/06/2023	1,919.68	Full office Professional Development	105330.20.322210 - Training: CPG - Ad	
					\$1,919.68			
Constant Contact	Pcard-RH	12302023	12/30/2023	12/30/2023	81.90	Monthly billing - Dec	105670.99.999000 - Software: Indirect	
					\$81.90			
County of Salt Lake	ACH.12042308	1000373	11/15/2023	12/06/2023	5,000.00	Regional Solutions: Zoning Reform Housing Attaina	105610.20.322210 - Supplies: CPG - A	
					\$5,000.00			
Design Workshop, Inc	ACH.12042308	0075982	11/01/2023	12/06/2023	24,963.50	Midvale Main St. - Sept	105340.30.353004 - Consult Serv: Midv	
Design Workshop, Inc	ACH.12202315	0076215	11/30/2023	12/22/2023	12,676.36	SAP 300 W. Corridor - Oct	105340.30.353005 - Consult Serv: SLC	
Design Workshop, Inc	ACH.12202315	0076217	11/29/2023	12/22/2023	9,370.25	Midvale Main St. - Oct	105340.30.353004 - Consult Serv: Midv	
Design Workshop, Inc	ACH.12202315	0076219	11/30/2023	12/22/2023	13,912.65	SL County SW Waterways - Oct	105340.30.353007 - Consult Serv: SLC	
Design Workshop, Inc	ACH.12202315	0076233	11/30/2023	12/22/2023	31,638.60	SAP West Jordan and Midvale - Oct	105340.50.360205 - Consult Serv: SAP	
Design Workshop, Inc	ACH.12202315	0076345	11/30/2023	12/22/2023	4,502.50	SAP 300 W. Corridor - Nov	105340.30.353005 - Consult Serv: SLC	
					\$72,100.36			
					\$97,063.86			
Downtown Redevelopment Services,	ACH.12202315	743	11/30/2023	12/22/2023	6,658.66	West Point GP - Nov	105340.30.351037 - Consult Serv: Wes	
					\$6,658.66			
Ebay	Pcard-JC	14-10946-05484	12/18/2023	12/18/2023	220.88	Keyboard replacement for AG	105610.10.301200 - Supplies: Local Fu	
					\$220.88			

**Wasatch Front Regional Council
Check Register
All Bank Accounts - 12/01/2023 to 12/31/2023**

Payee Name	Reference Number	Invoice Number	Invoice Ledger Date	Payment Date	Amount	Description	Ledger Account	Activity Code
Electronic First	Pcard-JC	1060031	12/13/2023	12/13/2023	6.99	AG- Windows 11 Update	105670.99.999000 - Software: Indirect	
					\$6.99			
EMI Health	EFT	COMM50702023	12/01/2023	12/01/2023	112.50	Telemed - Dec	105210.99.998000 - Fringe Benefits: In	
					\$112.50			
Fehr & Peers	ACH.12042308	169342	11/15/2023	12/06/2023	369.18	Parking Modernization - Sept MAG	105340.40.322215.0018 - Consult Serv	
Fehr & Peers	ACH.12042308	169342	11/15/2023	12/06/2023	784.55	Parking Modernization - Sept WFRC	105340.20.322215.0018 - Consult Serv	
Fehr & Peers	ACH.12042308	169342	11/15/2023	12/06/2023	1,153.77	Parking Modernization - Sept UDOT	105340.40.322215.0018 - Consult Serv	
Fehr & Peers	ACH.12042308	169342	11/15/2023	12/06/2023	2,307.50	Parking Modernization - Sept UTA	105340.40.322215.0018 - Consult Serv	
Fehr & Peers	ACH.12042308	169904	11/15/2023	12/06/2023	542.77	Parking Modernization- Oct MAG	105340.40.322215.0018 - Consult Serv	
Fehr & Peers	ACH.12042308	169904	11/15/2023	12/06/2023	1,153.44	Parking Modernization - Oct WFRC	105340.20.322215.0018 - Consult Serv	
Fehr & Peers	ACH.12042308	169904	11/15/2023	12/06/2023	1,696.29	Parking Modernization - Oct UDOT	105340.40.322215.0018 - Consult Serv	
Fehr & Peers	ACH.12042308	169904	11/15/2023	12/06/2023	3,392.50	Parking Modernization - Oct UTA	105340.40.322215.0018 - Consult Serv	
					\$11,400.00			
					\$11,400.00			
FFKR Architects	ACH.12202315	23081.01	11/30/2023	12/22/2023	10,189.74	Clearfield Gen Plan - Sept	105340.30.351017 - Consult Serv: Clea	
					\$10,189.74			
Fielding Group, LLC	ACH.12042308	540	11/15/2023	12/06/2023	37,833.33	Building Lease - November	105441.99.999000 - Building Lease Co	
Fielding Group, LLC	ACH.12202315	543	12/04/2023	12/22/2023	37,833.33	Building Lease - December	105441.99.999000 - Building Lease Co	
					\$75,666.66			
First Digital	Pcard-AP	12152023	12/15/2023	12/15/2023	346.13	Internet - Dec	105530.99.999000 - Telephone/Data: In	
					\$346.13			
Github Inc.	Pcard-AP	12192023	12/19/2023	12/19/2023	5.00	monthly storage increase - analytics	105610.20.322210 - Supplies: CPG - A	
					\$5.00			
Google LLC	Pcard_RH	12012023	12/01/2023	12/01/2023	81.11	Cloud Storage - November	105670.99.999000 - Software: Indirect	
Google LLC	Pcard_RH	12012023.1	12/01/2023	12/01/2023	960.00	Google workspace - November	105670.99.999000 - Software: Indirect	
					\$1,041.11			
					\$1,041.11			
GSBS PC	ACH.12202315	42524	11/30/2023	12/22/2023	9,622.69	Sandy General Plan - Oct	105340.30.330215 - Consult Serv: San	
GSBS PC	ACH.12202315	42525	11/30/2023	12/22/2023	9,749.73	SAP Murray/Millcreek - Oct	105340.50.360203 - Consult Serv: SAP	
					\$19,372.42			
					\$19,372.42			
Health Equity	EFT	113023	11/30/2023	12/05/2023	36.00	monthly fees - Nov	105210.99.998000 - Fringe Benefits: In	
Health Equity	EFT	12012023	12/15/2023	12/15/2023	36.00	monthly fees - Dec	105210.99.998000 - Fringe Benefits: In	
					\$72.00			
Health Equity	EFT.120423135	PR112423-258	12/01/2023	12/04/2023	3,487.54	HSA	1022500 - HSA W/H Payable	
Health Equity	EFT.122823090	PR120823-258	12/15/2023	12/15/2023	3,987.54	HSA	1022500 - HSA W/H Payable	
Health Equity	EFT.122823112	PR122223-258	12/29/2023	12/29/2023	3,987.54	HSA	1022500 - HSA W/H Payable	
					\$11,534.62			
High Value Marking and Engraving	Pcard-JC	39615	12/21/2023	12/21/2023	67.40	Engraved Name Plates - MA, MR, TW	105610.10.301200 - Supplies: Local Fu	
					\$67.40			
Horrocks Engineers, Inc.	ACH.12042308	81171	11/15/2023	12/06/2023	17,923.23	Grantsville Master Plan - Sept	105340.30.352011 - Consult Serv: Gra	

**Wasatch Front Regional Council
Check Register
All Bank Accounts - 12/01/2023 to 12/31/2023**

<u>Payee Name</u>	<u>Reference Number</u>	<u>Invoice Number</u>	<u>Invoice Ledger Date</u>	<u>Payment Date</u>	<u>Amount</u>	<u>Description</u>	<u>Ledger Account</u>	<u>Activity Code</u>
Horrocks Engineers, Inc.	ACH.12202315	79100	11/30/2023	12/22/2023	8,657.69	SLC Granary Dist - July 2	105340.30.330214 - Consult Serv: SLC	
Horrocks Engineers, Inc.	ACH.12202315	80110	11/30/2023	12/22/2023	9,261.13	Grantsville Master Plan - Aug	105340.30.352011 - Consult Serv: Gra	
Horrocks Engineers, Inc.	ACH.12202315	81040	11/29/2023	12/22/2023	19,763.68	SLC Granary Dist - Sept	105340.30.330214 - Consult Serv: SLC	
Horrocks Engineers, Inc.	ACH.12202315	81041	11/29/2023	12/22/2023	1,856.36	Holladay I215 - Sept	105340.30.353003 - Consult Serv: Holl	
Horrocks Engineers, Inc.	ACH.12202315	81998	11/30/2023	12/22/2023	5,620.44	SLC Granary Dist - Oct	105340.30.330214 - Consult Serv: SLC	
					<u>\$45,159.30</u>			
					\$63,082.53			
Internal Revenue Service	EFT.120123141	PR112423-38	12/01/2023	12/01/2023	3,173.26	Medicare Tax	1021000 - Federal Tax W/H Payable	
Internal Revenue Service	EFT.120123141	PR112423-38	12/01/2023	12/01/2023	11,859.00	Federal Income Tax	1021000 - Federal Tax W/H Payable	
					<u>\$15,032.26</u>			
Internal Revenue Service	EFT.121523122	PR120823-38	12/15/2023	12/15/2023	3,158.22	Medicare Tax	1021000 - Federal Tax W/H Payable	
Internal Revenue Service	EFT.121523122	PR120823-38	12/15/2023	12/15/2023	11,845.16	Federal Income Tax	1021000 - Federal Tax W/H Payable	
					<u>\$15,003.38</u>			
Internal Revenue Service	EFT.122823090	PR122223-38	12/29/2023	12/29/2023	3,163.84	Medicare Tax	1021000 - Federal Tax W/H Payable	
Internal Revenue Service	EFT.122823090	PR122223-38	12/29/2023	12/29/2023	11,858.99	Federal Income Tax	1021000 - Federal Tax W/H Payable	
					<u>\$15,022.83</u>			
					\$45,058.47			
Kimley Horn	ACH.12042308	25803768	11/15/2023	12/06/2023	6,011.50	Cottonwood Hts Trail - Aug	105340.30.353010.2 - Consult Serv: Co	
Kimley Horn	ACH.12202315	26149123	12/06/2023	12/22/2023	93,363.75	SS4A - Sept	105340.50.334400 - Consult Serv: Safe	
Kimley Horn	ACH.12202315	26413395	12/06/2023	12/22/2023	-10.53		1015800 - Suspense	
Kimley Horn	ACH.12202315	26413395	12/06/2023	12/22/2023	85,255.50	SS4A -Oct	105340.50.334400 - Consult Serv: Safe	
					<u>\$178,608.72</u>			
					\$184,620.22			
Landmark Design	ACH.12202315	202302-09	11/30/2023	12/22/2023	11,317.50	SAP Clearfield - OCT	105340.50.360206 - Consult Serv: SAP	
					<u>\$11,317.50</u>			
Larson Certified Public Accountants	ACH.12042308	22480665	11/16/2023	12/06/2023	3,000.00	Federal Single Audit	105341.99.999000 - Accounting and Au	
Larson Certified Public Accountants	ACH.12042308	22480665	11/16/2023	12/06/2023	16,000.00	Annual Audit	105341.99.999000 - Accounting and Au	
					<u>\$19,000.00</u>			
					\$19,000.00			
Leland Consulting Group	ACH.12042308	6497.1.5	11/15/2023	12/06/2023	2,498.75	NSL Town Center Study - Sept	105340.30.351034 - Consult Serv:N Sa	
					<u>\$2,498.75</u>			
Les Olson Company	ACH.12042308	EA1324929	11/01/2023	12/06/2023	646.19	Copier Maintenance Annual Fee	105430.99.999000 - Maintenance: Indir	
Les Olson Company	ACH.12042308	EA1330426	11/15/2023	12/06/2023	50.68	Copier Usage Oct	105610.99.999000 - Supplies: Indirect	
					<u>\$696.87</u>			
Les Olson Company	ACH.12202315	EA1343763	12/04/2023	12/22/2023	208.32	Copier Usage Oct	105610.99.999000 - Supplies: Indirect	
					<u>\$905.19</u>			
Lincoln Financial Life Ins Co	eft	4636164427	12/01/2023	12/01/2023	2,817.49	Life, LTD, STD - Dec	1022300 - Lincoln Life Insurance W/H	
					<u>\$2,817.49</u>			
Logan Simpson Design, Inc	ACH.12202315	33030	11/30/2023	12/22/2023	21,612.00	Ogden Citywide Zoning - Oct	105340.30.351035 - Consult Serv: Og	
					<u>\$21,612.00</u>			
Metro Analytics LLC (Coeur Capital I	ACH.12042308	7	11/15/2023	12/06/2023	702.10	Ec Analysis UTP - Sept MAG FINAL	105340.40.322215.0031 - Consult Serv	
Metro Analytics LLC (Coeur Capital I	ACH.12042308	7	11/15/2023	12/06/2023	2,106.30	Ec Analysis UTP - Sept WFRC FINAL	105340.20.322215.0031 - Consult Serv	
Metro Analytics LLC (Coeur Capital I	ACH.12042308	7	11/15/2023	12/06/2023	2,808.41	Ec Analysis UTP - Sept UDOT FINAL	105340.40.322215.0031 - Consult Serv	

**Wasatch Front Regional Council
Check Register
All Bank Accounts - 12/01/2023 to 12/31/2023**

Payee Name	Reference Number	Invoice Number	Invoice Ledger Date	Payment Date	Amount	Description	Ledger Account	Activity Code
Metro Analytics LLC (Coeur Capital I	ACH.12042308	7	11/15/2023	12/06/2023	2,808.41	Ec Analysis UTP - Sept UTA FINAL	105340.40.322215.0031 - Consult Serv	
Metro Analytics LLC (Coeur Capital I	ACH.12042308	7	11/15/2023	12/06/2023	24,923.50	Ec Analysis UTP - Sept UTA	105340.40.322215.0031 - Consult Serv	
Metro Analytics LLC (Coeur Capital I	ACH.12042308	8	11/15/2023	12/06/2023	33,663.00	Ec Analysis UTP - Oct UTA	105340.40.322215.0031 - Consult Serv	
					\$67,011.72			
Metro Analytics LLC (Coeur Capital I	ACH.12202315	9	11/30/2023	12/22/2023	35,706.84	Ec Analysis UTP - Nov UTA	105340.40.322215.0031 - Consult Serv	
					\$102,718.56			
MHTN Architects	ACH.12042308	30045	11/15/2023	12/06/2023	5,000.00	Midvale SAP - Oct	105340.50.360202 - Consult Serv: SAP	
MHTN Architects	ACH.12202315	29919	11/30/2023	12/22/2023	7,200.00	NOgden South Town - Aug	105340.30.351033 - Consult Serv: NOg	
MHTN Architects	ACH.12202315	30000	11/30/2023	12/22/2023	7,200.00	NOgden South Town - Sept	105340.30.351033 - Consult Serv: NOg	
					\$14,400.00			
					\$19,400.00			
myCoke	Pcard-JC	39063647073	12/20/2023	12/20/2023	39.26	Sodas for conference rooms/meetings	105610.10.301200 - Supplies: Local Fu	
					\$39.26			
National Association of Regional Co	Pcard-AP	12222023	12/22/2023	12/22/2023	1,150.00	NARC Annual Conference: AG, MJC	105330.20.322210 - Training: CPG - Ad	
National Association of Regional Co	Pcard-AP	12222023	12/22/2023	12/22/2023	1,150.00	NARC Annual Conference: Ramsey/Stevenson	105330.10.301200 - Training: Local Fu	
					\$2,300.00			
					\$2,300.00			
NY Times	Pcard-RH	12252023	12/25/2023	12/25/2023	12.00	NY Times monthly subscription	105610.10.301200 - Supplies: Local Fu	
					\$12.00			
Onward Technology, LLC	ACH.12042308	80411	11/15/2023	12/06/2023	2,485.65	Monthly - Nov	105430.99.999000 - Maintenance: Indir	
Onward Technology, LLC	ACH.12042308	80497	11/16/2023	12/06/2023	356.72	Touchscreen Monitor for conferences	105610.99.999000 - Supplies: Indirect	
					\$2,842.37			
Onward Technology, LLC	ACH.12202315	80530	12/04/2023	12/22/2023	2,499.10	Monthly - Dec	105430.99.999000 - Maintenance: Indir	
Onward Technology, LLC	ACH.12202315	80614	11/30/2023	12/22/2023	1,130.47	Optiplex desktop - WB	105610.10.301200 - Supplies: Local Fu	
					\$3,629.57			
					\$6,471.94			
Papa John's	Pcard-JC	12062023	12/06/2023	12/06/2023	115.44	CAC Meeting Refreshments	105610.10.301200 - Supplies: Local Fu	
					\$115.44			
Parametrix, Inc	ACH.12042308	49344	11/15/2023	12/06/2023	6,011.40	Herriman Transit Corridor - Sept	105340.30.353002 - Consult Serv: Herr	
Parametrix, Inc	ACH.12202315	49343	11/29/2023	12/22/2023	8,251.14	N Ogden ATP - Sept	105340.30.351027 - Consult Serv: N O	
Parametrix, Inc	ACH.12202315	50019	11/30/2023	12/22/2023	6,898.26	Midvale TMP - Oct	105340.30.353013 - Consult Serv: Midw	
Parametrix, Inc	ACH.12202315	50375	11/30/2023	12/22/2023	6,545.24	Herriman Transit Corridor - Oct	105340.30.353002 - Consult Serv: Herr	
					\$21,694.64			
					\$27,706.04			
PEHP FLEX Benefits	ACH.12042308	PR102723-54	11/03/2023	12/06/2023	144.62	Flex Spend Acct	1022400 - Flexible Spending Account	
PEHP FLEX Benefits	ACH.12042308	PR111023-54	11/17/2023	12/06/2023	140.00	Flex Spend Acct	1022400 - Flexible Spending Account	
					\$284.62			
PEHP FLEX Benefits	ACH.12202315	PR112423-54	12/01/2023	12/22/2023	140.00	Flex Spend Acct	1022400 - Flexible Spending Account	
PEHP FLEX Benefits	ACH.12202315	PR120823-54	12/15/2023	12/22/2023	140.00	Flex Spend Acct	1022400 - Flexible Spending Account	
					\$280.00			
					\$564.62			
Penna Powers Inc	ACH.12042308	027830	11/15/2023	12/06/2023	2,237.50	Website redesign - Oct	105340.10.301200.1 - Consult Serv: Lo	

**Wasatch Front Regional Council
Check Register
All Bank Accounts - 12/01/2023 to 12/31/2023**

Payee Name	Reference Number	Invoice Number	Invoice Ledger Date	Payment Date	Amount	Description	Ledger Account	Activity Code
Penna Powers Inc	ACH.12042308	027830	11/15/2023	12/06/2023	2,753.75	Creative Support - Oct	105340.10.301200.1 - Consult Serv: Lo	
Penna Powers Inc	ACH.12042308	027830	11/15/2023	12/06/2023	4,075.00	Strategic Communications - Oct	105340.10.301200.1 - Consult Serv: Lo	
Penna Powers Inc	ACH.12042308	027831	11/15/2023	12/06/2023	905.63	UTP Oct - MAG FINAL	105340.40.322215.0027 - Consult Serv	
Penna Powers Inc	ACH.12042308	027831	11/15/2023	12/06/2023	2,768.21	UTP Oct - WFRC FINAL	105340.20.322215.0027 - Consult Serv	
Penna Powers Inc	ACH.12042308	027831	11/15/2023	12/06/2023	3,674.58	UTP Oct - UDOT FINAL	105340.40.322215.0027 - Consult Serv	
Penna Powers Inc	ACH.12042308	027831	11/15/2023	12/06/2023	3,674.58	UTP Oct - UTA FINAL	105340.40.322215.0027 - Consult Serv	
					\$20,089.25			
					\$20,089.25			
Psomas	ACH.12202315	195014	06/30/2023	12/22/2023	3,194.25	Layton Gordon Hwy 89 - March	105340.30.351032 - Consult Serv:Layt	
Psomas	ACH.12202315	196223	06/30/2023	12/22/2023	6,278.75	Layton Gordon Hwy 89 - April	105340.30.351032 - Consult Serv:Layt	
Psomas	ACH.12202315	197635	06/30/2023	12/22/2023	19,575.50	Layton Gordon Hwy 89 - May-Jun	105340.30.351032 - Consult Serv:Layt	
Psomas	ACH.12202315	199269	11/29/2023	12/22/2023	9,449.00	Layton Gordon Hwy 89 - July	105340.30.351032 - Consult Serv:Layt	
Psomas	ACH.12202315	199741	11/30/2023	12/22/2023	5,425.00	Riverdale - Oct	105340.30.351036 - Consult Serv:River	
Psomas	ACH.12202315	202050	11/29/2023	12/22/2023	15,739.45	Layton Gordon Hwy 89 - OCT	105340.30.351032 - Consult Serv:Layt	
					\$59,661.95			
					\$59,661.95			
Public Employees Health Program (ACH.12042308	235711	11/20/2023	12/06/2023	38,163.89	Health, Dental & Vision - Dec	1022000 - PEHP Insurance W/H Payab	
					\$38,163.89			
					\$38,163.89			
Resource Systems Group, Inc (RSG)	ACH.12202315	51856	11/30/2023	12/22/2023	3,179.53	Household Travel Survey - Oct Cache	105340.40.322215.3423 - Consult Serv	
Resource Systems Group, Inc (RSG)	ACH.12202315	51856	11/30/2023	12/22/2023	4,503.95	Household Travel Survey - Oct Dixie	105340.40.322215.3423 - Consult Serv	
Resource Systems Group, Inc (RSG)	ACH.12202315	51856	11/30/2023	12/22/2023	7,425.05	Household Travel Survey - Oct UTA	105340.40.322215.3423 - Consult Serv	
Resource Systems Group, Inc (RSG)	ACH.12202315	51856	11/30/2023	12/22/2023	15,911.48	Household Travel Survey - Oct MAG	105340.40.322215.3423 - Consult Serv	
Resource Systems Group, Inc (RSG)	ACH.12202315	51856	11/30/2023	12/22/2023	21,218.39	Household Travel Survey - Oct UDOT	105340.40.322215.3423 - Consult Serv	
Resource Systems Group, Inc (RSG)	ACH.12202315	51856	11/30/2023	12/22/2023	40,055.59	Household Travel Survey - Oct WFRC	105340.50.322215.3423 - Consult Serv	
					\$92,293.99			
					\$92,293.99			
RRJ Consulting	ACH.12042308	WFRC202311	11/01/2023	12/06/2023	2,000.00	Legislative Consulting - Nov	105340.50.341200 - Consult Serv: Legi	
RRJ Consulting	ACH.12202315	WFRC202312	12/01/2023	12/22/2023	2,000.00	Legislative Consulting - Dec	105340.50.341200 - Consult Serv: Legi	
					\$4,000.00			
					\$4,000.00			
Salt Lake Chamber	Pcard_JC	12142023	12/14/2023	12/14/2023	440.00	UT Eco Outlook and Policy Summit: MJC, JB, AG, T	105330.20.322210 - Training: CPG - Ad	
Salt Lake Chamber	Pcard-JC	e.2428.12806.224	12/29/2023	12/29/2023	125.00	UT Eco Outlook and Policy Summit: Currey	105330.20.322210 - Training: CPG - Ad	
					\$565.00			
					\$565.00			
Six County AOG	ACH.12202315	FY24-105	12/06/2023	12/22/2023	1,071.42	One Utah Summit - Fall 2023	105610.20.322210 - Supplies: CPG - A	
					\$1,071.42			
					\$1,071.42			
Target	Pcard-JC	12062023	12/06/2023	12/06/2023	50.00	gift card for CAC participant	105610.10.301200 - Supplies: Local Fu	
Target	Pcard-JC	12062023	12/06/2023	12/06/2023	50.00	gift card for CAC participant	105610.10.301200 - Supplies: Local Fu	
Target	Pcard-JC	12062023	12/06/2023	12/06/2023	50.00	gift card for CAC participant	105610.10.301200 - Supplies: Local Fu	
					\$150.00			
					\$150.00			
Township + Range LLC	ACH.12202315	2210-10	11/29/2023	12/22/2023	6,163.25	Copperton AT+C - Oct	105340.30.353001 - Consult Serv: Cop	
					\$6,163.25			
					\$6,163.25			
UNUM Life Insurance Co.	ACH.12042308	11-2023	11/01/2023	12/06/2023	157.95	LTC - Nov	105210.99.998000 - Fringe Benefits: In	
UNUM Life Insurance Co.	ACH.12202315	122023	12/06/2023	12/22/2023	96.61	LTC - Dec	105210.99.998000 - Fringe Benefits: In	
					\$254.56			
					\$254.56			

**Wasatch Front Regional Council
Check Register
All Bank Accounts - 12/01/2023 to 12/31/2023**

Payee Name	Reference Number	Invoice Number	Invoice Ledger Date	Payment Date	Amount	Description	Ledger Account	Activity Code
USPS	Pcard-JC	12152023	12/15/2023	12/15/2023	3.99	Mailing IRS Documents	105610.10.301200 - Supplies: Local Fu	
					\$3.99			
Utah Division of Finance	ACH.12202315	24113170833005	11/10/2023	12/22/2023	3,515.12	Pcard - AP	1020190 - P-Card Clearing	
Utah Division of Finance	ACH.12202315	24113170833015	11/10/2023	12/22/2023	1,214.33	Pcard RH	1020190 - P-Card Clearing	
Utah Division of Finance	ACH.12202315	24113170833026	11/10/2023	12/22/2023	7,920.79	Pcard JC	1020190 - P-Card Clearing	
Utah Division of Finance	ACH.12202315	24113170833037	11/10/2023	12/22/2023	474.34	Pcard AG	1020190 - P-Card Clearing	
					\$13,124.58			
					\$13,124.58			
Utah Local Governments Trust (ULG)	EFT	1610478	12/11/2023	12/11/2023	512.95	Worker's Comp - December	105210.99.998000 - Fringe Benefits: In	
					\$512.95			
Utah Retirement Systems (URS)	EFT.120423144	PR112423-80	12/01/2023	12/04/2023	335.30	Loan	1023300 - Loan Payment W/H Payable	
Utah Retirement Systems (URS)	EFT.120423144	PR112423-80	12/01/2023	12/04/2023	741.53	Roth IRA	1023200 - Roth IRA W/H Payable	
Utah Retirement Systems (URS)	EFT.120423144	PR112423-80	12/01/2023	12/04/2023	1,934.71	URS 401(k) Tier 2	1023000 - 401(k) W/H Payable	
Utah Retirement Systems (URS)	EFT.120423144	PR112423-80	12/01/2023	12/04/2023	5,418.20	401(k) DC	1023000 - 401(k) W/H Payable	
Utah Retirement Systems (URS)	EFT.120423144	PR112423-80	12/01/2023	12/04/2023	6,022.13	457(b)	1023100 - 457(b) W/H Payable	
Utah Retirement Systems (URS)	EFT.120423144	PR112423-80	12/01/2023	12/04/2023	12,119.98	401(k) EE & Match	1023000 - 401(k) W/H Payable	
Utah Retirement Systems (URS)	EFT.120423144	PR112423-80	12/01/2023	12/04/2023	17,281.16	URS State Retirement	1023000 - 401(k) W/H Payable	
					\$43,853.01			
Utah Retirement Systems (URS)	EFT.121923101	PR120823-80	12/15/2023	12/19/2023	335.30	Loan	1023300 - Loan Payment W/H Payable	
Utah Retirement Systems (URS)	EFT.121923101	PR120823-80	12/15/2023	12/19/2023	741.53	Roth IRA	1023200 - Roth IRA W/H Payable	
Utah Retirement Systems (URS)	EFT.121923101	PR120823-80	12/15/2023	12/19/2023	1,934.71	URS 401(k) Tier 2	1023000 - 401(k) W/H Payable	
Utah Retirement Systems (URS)	EFT.121923101	PR120823-80	12/15/2023	12/19/2023	5,415.85	401(k) DC	1023000 - 401(k) W/H Payable	
Utah Retirement Systems (URS)	EFT.121923101	PR120823-80	12/15/2023	12/19/2023	6,017.41	457(b)	1023100 - 457(b) W/H Payable	
Utah Retirement Systems (URS)	EFT.121923101	PR120823-80	12/15/2023	12/19/2023	12,115.26	401(k) EE & Match	1023000 - 401(k) W/H Payable	
Utah Retirement Systems (URS)	EFT.121923101	PR120823-80	12/15/2023	12/19/2023	17,268.91	URS State Retirement	1023000 - 401(k) W/H Payable	
					\$43,828.97			
Utah Retirement Systems (URS)	EFT.122823112	PR122223-80	12/29/2023	12/29/2023	335.30	Loan	1023300 - Loan Payment W/H Payable	
Utah Retirement Systems (URS)	EFT.122823112	PR122223-80	12/29/2023	12/29/2023	741.53	Roth IRA	1023200 - Roth IRA W/H Payable	
Utah Retirement Systems (URS)	EFT.122823112	PR122223-80	12/29/2023	12/29/2023	1,934.71	URS 401(k) Tier 2	1023000 - 401(k) W/H Payable	
Utah Retirement Systems (URS)	EFT.122823112	PR122223-80	12/29/2023	12/29/2023	5,425.10	401(k) DC	1023000 - 401(k) W/H Payable	
Utah Retirement Systems (URS)	EFT.122823112	PR122223-80	12/29/2023	12/29/2023	6,037.17	457(b)	1023100 - 457(b) W/H Payable	
Utah Retirement Systems (URS)	EFT.122823112	PR122223-80	12/29/2023	12/29/2023	12,135.02	401(k) EE & Match	1023000 - 401(k) W/H Payable	
Utah Retirement Systems (URS)	EFT.122823112	PR122223-80	12/29/2023	12/29/2023	17,317.09	URS State Retirement	1023000 - 401(k) W/H Payable	
					\$43,925.92			
					\$131,607.90			
Utah State Tax Commission	EFT.120123141	PR112423-82	12/01/2023	12/01/2023	4,597.40	State Income Tax	1021200 - State Tax W/H Payable	
Utah State Tax Commission	EFT.121523122	PR120823-82	12/15/2023	12/15/2023	4,571.22	State Income Tax	1021200 - State Tax W/H Payable	
Utah State Tax Commission	EFT.122823090	PR122223-82	12/29/2023	12/29/2023	4,582.74	State Income Tax	1021200 - State Tax W/H Payable	
					\$13,751.36			
Utah Transit Authority (UTA)	Pcard-AP	935109	12/18/2023	12/18/2023	250.00	Trax Pass Reload	105580.20.322210 - Travel: CPG - Adm	
Utah Transit Authority (UTA)	Pcard-AP	935109.1	12/19/2023	12/19/2023	150.00	UTA Farepay Cards	105580.20.322210 - Travel: CPG - Adm	
					\$400.00			
					\$400.00			
Wall Consultant Group (WCG)	ACH.12202315	13145	11/29/2023	12/22/2023	6,992.50	Farmington N Station - Oct	105340.30.351031 - Consult Serv: Far	
					\$6,992.50			
Walmart	Pcard_JC	12062023	12/06/2023	12/06/2023	50.00	CAC Gift Cards_12/05/2023 Meeting	105610.10.301200 - Supplies: Local Fu	
					\$50.00			

**Wasatch Front Regional Council
Check Register
All Bank Accounts - 12/01/2023 to 12/31/2023**

<u>Payee Name</u>	<u>Reference Number</u>	<u>Invoice Number</u>	<u>Invoice Ledger Date</u>	<u>Payment Date</u>	<u>Amount</u>	<u>Description</u>	<u>Ledger Account</u>	<u>Activity Code</u>
Zoom Video Communications Inc.	Pcard-RH	12282023	12/25/2023	12/25/2023	-2.55	Proration Charge Adjustment	105530.99.999000 - Telephone/Data: In	
Zoom Video Communications Inc.	Pcard-RH	INV230705941	12/08/2023	12/08/2023	2.55	Proration Charge Correction	105530.99.999000 - Telephone/Data: In	
					<u>\$0.00</u>			
					<u>\$1,246,281.04</u>			

STATEMENT OF ACCOUNT

PTIF

UTAH PUBLIC TREASURERS' INVESTMENT FUND

Marlo M. Oaks, Utah State Treasurer, Fund Manager

PO Box 142315

350 N State Street, Suite 180

Salt Lake City, Utah 84114-2315

Local Call (801) 538-1042 Toll Free (800) 395-7665

www.treasurer.utah.gov

WASATCH FRONT REGIONAL COUNCIL

CFO

41 NO. RIO GRANDE ST., STE 103

SALT LAKE CTY UT 84101

Account**Account Period**

533

December 01, 2023 through December 31, 2023

Summary

Beginning Balance	\$ 3,788,459.18	Average Daily Balance	\$ 3,698,136.60
Deposits	\$ 17,199.78	Interest Earned	\$ 17,199.78
Withdrawals	\$ 100,000.00	360 Day Rate	5.4011
Ending Balance	\$ 3,705,658.96	365 Day Rate	5.4761

Date	Activity	Deposits	Withdrawals	Balance
12/01/2023	FORWARD BALANCE	\$ 0.00	\$ 0.00	\$ 3,788,459.18
12/04/2023	funds tr	\$ 0.00	\$ 100,000.00	\$ 3,688,459.18
12/31/2023	REINVESTMENT	\$ 17,199.78	\$ 0.00	\$ 3,705,658.96
12/31/2023	ENDING BALANCE	\$ 0.00	\$ 0.00	\$ 3,705,658.96

STATEMENT OF ACCOUNT

PTIF

UTAH PUBLIC TREASURERS' INVESTMENT FUND

Marlo M. Oaks, Utah State Treasurer, Fund Manager

PO Box 142315

350 N State Street, Suite 180

Salt Lake City, Utah 84114-2315

Local Call (801) 538-1042 Toll Free (800) 395-7665

www.treasurer.utah.gov

WASATCH FRONT REG COUNS/BLDG FD

CFO

41 NORTH RIO GRANDE ST., STE 103

SALT LAKE CTY UT 84101

Account**Account Period****8761**

December 01, 2023 through December 31, 2023

Summary

Beginning Balance	\$ 1,241,690.23	Average Daily Balance	\$ 1,241,690.23
Deposits	\$ 5,775.02	Interest Earned	\$ 5,775.02
Withdrawals	\$ 0.00	360 Day Rate	5.4011
Ending Balance	\$ 1,247,465.25	365 Day Rate	5.4761

Date	Activity	Deposits	Withdrawals	Balance
12/01/2023	FORWARD BALANCE	\$ 0.00	\$ 0.00	\$ 1,241,690.23
12/31/2023	REINVESTMENT	\$ 5,775.02	\$ 0.00	\$ 1,247,465.25
12/31/2023	ENDING BALANCE	\$ 0.00	\$ 0.00	\$ 1,247,465.25

**Wasatch Front Regional Council
Checking
Bank Reconciliation - 01/01/2024 to 01/31/2024**

Bank Statement Balance:	\$781,353.99
Calculated Book Balance:	\$781,353.99
General Ledger Balance:	\$781,353.99
Calculated Book Balance vs General Ledger Balance:	\$0.00



Wasatch Front Regional Council
Checking
Bank Reconciliation - 01/01/2024 to 01/31/2024

Bank Statement Start Balance: **\$500,106.71**

Reconciled Deposits & Transfers

Type	Reference	Date	Amount
Deposit		01/05/2024	141,514.58
Deposit		01/11/2024	3,291.67
Deposit		01/11/2024	15,911.48
Deposit		01/16/2024	2,000.00
Deposit		01/16/2024	3,000.00
Deposit		01/19/2024	320,319.79
Deposit		01/24/2024	23,523.20
Deposit		01/25/2024	170.24
Deposit		01/25/2024	1,949.56
Transfer		01/30/2024	300,000.00
Deposit		01/31/2024	5,000.00
Deposit		01/31/2024	21,686.79
Deposit		01/31/2024	74,250.00
Deposit		01/31/2024	98,832.12

Reconciled Deposits & Transfers Total: \$1,011,449.43

Reconciled Checks & Withdrawals

Payee Name	Reference	Date	Amount
Billings, Kip A	X999	10/13/2023	0.00
Health Equity	EFT.1204231352.258	12/04/2023	3,487.54
Utah State Tax Commission	EFT.1228230900.82	12/29/2023	4,582.74
EMI Health	EFT	01/01/2024	133.00
Lincoln Financial Life Ins Co	EFT	01/01/2024	2,484.82
Utah Local Governments Trust (ULGT)	EFT	01/10/2024	27.00
Utah Local Governments Trust (ULGT)	EFT	01/10/2024	512.95
Utah Department of Workforce Services (DWS)	EFT	01/12/2024	189.06
Utah State Tax Commission	EFT.0112240813.82	01/12/2024	4,644.14
Internal Revenue Service	EFT.0112240813.38	01/12/2024	14,667.37
Payroll DD	0112241200	01/12/2024	83,298.44
Les Olson Company	ACH.0118241214.44	01/18/2024	86.90
UNUM Life Insurance Co.	ACH.0118241214.72	01/18/2024	129.75
PEHP FLEX Benefits	ACH.0118241214.54	01/18/2024	140.00
Pelorus Methods	ACH.0118241214.55	01/18/2024	1,450.00
Leland Consulting Group	ACH.0118241214.321	01/18/2024	2,901.83
Onward Technology, LLC	ACH.0118241214.326	01/18/2024	3,795.06
Penna Powers Inc	ACH.0118241214.56	01/18/2024	4,435.00
Health Equity	EFT.0118241327.258	01/18/2024	4,479.43
Arcadis, a California Partnership	ACH.0118241214.310	01/18/2024	5,212.61
FFKR Architects	ACH.0118241214.25	01/18/2024	5,975.00
Fehr & Peers	ACH.0118241214.24	01/18/2024	7,566.25
Avenue Consultants	ACH.0118241214.4	01/18/2024	9,799.18
Design Workshop, Inc	ACH.0118241214.20	01/18/2024	11,758.56
Utah Division of Finance	ACH.0118241214.81	01/18/2024	14,773.19
RRJ Consulting	ACH.0118241214.62	01/18/2024	15,000.00
Parametrix, Inc	ACH.0118241214.53	01/18/2024	16,733.39
Horrocks Engineers, Inc.	ACH.0118241214.34	01/18/2024	17,557.97
Kimley Horn	ACH.0118241214.41	01/18/2024	20,822.75
Downtown Redevelopment Services, LLC	ACH.0118241214.309	01/18/2024	22,373.81
MHTN Architects	ACH.0118241214.49	01/18/2024	28,550.00
Wall Consultant Group (WCG)	ACH.0118241214.291	01/18/2024	29,206.25
Psomas	ACH.0118241214.58	01/18/2024	30,176.25
Public Employees Health Program (PEHP)	ACH.0118241214.59	01/18/2024	36,379.71
Metro Analytics LLC (Coeur Capital Inc)	ACH.0118241214.290	01/18/2024	37,045.27
Fielding Group, LLC	ACH.0118241214.26	01/18/2024	38,585.05
Logan Simpson Design, Inc	ACH.0118241214.183	01/18/2024	39,779.50
Utah Retirement Systems (URS)	EFT.0118241327.80	01/18/2024	44,228.74
Currey, Nathaniel D	X999	01/26/2024	0.00
Utah State Tax Commission	EFT.0125241423.82	01/26/2024	4,998.05
Health Equity	EFT.0125241452.258	01/26/2024	6,286.97
Internal Revenue Service	EFT.0125241423.38	01/26/2024	15,562.15
Utah Retirement Systems (URS)	EFT.0126241650.80	01/26/2024	48,296.36
Payroll DD	0126241200	01/26/2024	92,090.11

Reconciled Checks & Withdrawals Total: \$730,202.15

Bank Statement End Balance: \$781,353.99

Commercial Checking Acct Public Funds

Account number: 1890008079 ■ January 1, 2024 - January 31, 2024 ■ Page 1 of 2



WASATCH FRONT REGIONAL COUNCIL/WASATCH
FRONT ECONOMIC DEVELOPMENT DISTRICT
41 N RIO GRANDE ST STE 103
SALT LAKE CITY UT 84101-1385

Questions?

Call your Customer Service Officer or Client Services
1-800-AT WELLS (1-800-289-3557)
5:00 AM TO 6:00 PM Pacific Time Monday - Friday

Online: wells Fargo.com

Write: Wells Fargo Bank, N. A. (119)
Gib - Local Government (Utah)
P.O. Box 6995
Portland, OR 97228-6995

Account summary

Commercial Checking Acct Public Funds

Account number	Beginning balance	Total credits	Total debits	Ending balance
1890008079	\$500,106.71	\$1,011,449.43	-\$730,202.15	\$781,353.99

Credits

Electronic deposits/bank credits

Effective date	Posted date	Amount	Transaction detail
	01/05	67,015.00	Finet EFT 8019577760 240104 202401040443688 NTE*24A0414036 *81353E *Was
	01/05	74,499.58	Finet EFT 8019577760 240104 202401040443687 NTE*24A0414035 *81353E *Was
	01/11	3,291.67	Mountainland Asc 01.10.2024 238 Wfrc
	01/11	15,911.48	Mountainland Asc 01.10.2024 238 Wfrc
	01/12	5,000.00	Desktop Check Deposit
	01/19	320,319.79	Finet EFT 8019577760 240118 202401180445253 NTE*24A0445887 *81353E *Was
	01/23	23,523.20	Asap Grant Pay 240123 012324H0000418 9\
	01/25	170.24	Mountainland Asc 01.22.24C 238 Wfrc
	01/25	1,949.56	Mountainland Asc 01.22.24C 238 Wfrc
	01/30	5,000.00	Desktop Check Deposit
	01/31	21,686.79	Finet EFT 8019577760 240130 202401300446842 NTE*24A0479051 *81353E *Was
	01/31	74,250.00	Paymentworks Pwearlypay 2024-01-10*Slcnytlc-Q3Fy24*75000.00
	01/31	98,832.12	Finet EFT 8019577760 240130 202401300446843 NTE*24A0479052 *81353E *Was
	01/31	300,000.00	Utah State Treas Mixed 240130 0533 Wasatch Front Regional
		\$1,011,449.43	Total electronic deposits/bank credits
		\$1,011,449.43	Total credits



Debits

Electronic debits/bank debits

<i>Effective date</i>	<i>Posted date</i>	<i>Amount</i>	<i>Transaction detail</i>
01/02		133.00	Emi Health Ins Prem 50700013 Wasatchfrontregionalco
01/02		3,487.54	Healthequity Inc Healthequi 29 Dec 6960993 Wasatch Front Regional
01/02		4,582.74	Utah801/297-7703 Tax Paymnt 1848879232 x
01/03		2,484.82	< Business to Business ACH Debit - *Lincoln Natlife Prempaymnt 1555992 91000011142008
01/04		539.95	< Business to Business ACH Debit - UT Local Govt Tr Insurance 240103 6594506 Wasatch Front Regional
01/11		83,298.44	ACH Prep Origintn - Wasatch Front Re - File 7878782339 Coid 1870285777
01/12		14,667.37	< Business to Business ACH Debit - IRS Usatapytmt 011224 270441253826886 Wasatch Front Regional
01/16		189.06	< Business to Business ACH Debit - Workforce Servic Utah Uitax 240112 1973577 Wasatch Front Regional
01/16		4,644.14	Utah801/297-7703 Tax Paymnt 2113005696 x
01/19		400,233.28	ACH Prep Origintn - Wasatch Front Re - File 7878782339 Coid 1870285777
01/19		4,479.43	Healthequity Inc Healthequi 18 Jan 6960993 Wasatch Front Regional
01/19		44,228.74	Utah State Retir Urs Paymnt U999500733376 Wasatch Front Reg Coun
01/24		92,090.11	ACH Prep Origintn - Wasatch Front Re - File 7878782339 Coid 1870285777
01/26		15,562.15	< Business to Business ACH Debit - IRS Usatapytmt 012624 270442652331405 Wasatch Front Regional
01/29		4,998.05	Utah801/297-7703 Tax Paymnt 1877776512 x
01/29		6,286.97	Healthequity Inc Healthequi 26 Jan 6960993 Wasatch Front Regional
01/30		48,296.36	Utah State Retir Urs Paymnt U999500733377 Wasatch Front Reg Coun
		\$730,202.15	Total electronic debits/bank debits
		\$730,202.15	Total debits

< Business to Business ACH: If this is a business account, this transaction has a return time frame of one business day from post date. This time frame does not apply to consumer accounts.

Daily ledger balance summary

<i>Date</i>	<i>Balance</i>	<i>Date</i>	<i>Balance</i>	<i>Date</i>	<i>Balance</i>
12/31	500,106.71	01/12	556,630.58	01/25	356,728.61
01/02	491,903.43	01/16	551,797.38	01/26	341,166.46
01/03	489,418.61	01/19	423,175.72	01/29	329,881.44
01/04	488,878.66	01/23	446,698.92	01/30	286,585.08
01/05	630,393.24	01/24	354,608.81	01/31	781,353.99
01/11	566,297.95				
Average daily ledger balance		\$499,127.04			

**Wasatch Front Regional Council
Check Register
All Bank Accounts - 01/01/2024 to 01/31/2024**

Payee Name	Reference Number	Invoice Number	Invoice Ledger Date	Payment Date	Amount	Description	Ledger Account	Activity Code
Allianz	Pcard_JC	EUSP239440169	01/30/2024	01/30/2024	27.00	SL_AMPO Travel Ins.	105580.20.322210 - Travel: CPG - Adm	
					\$27.00			
Amazon	Pcard_JC	111-1805298-825	01/10/2024	01/10/2024	9.73	WB_DVI Cable for Computer	105610.10.301200 - Supplies: Local Fu	
Amazon	Pcard-JC	01212024	01/21/2024	01/21/2024	82.10	Cleaning Supplies - office	105610.10.301200 - Supplies: Local Fu	
Amazon	Pcard-JC	01212024	01/21/2024	01/21/2024	109.98	Wellness Awards	105610.10.301200 - Supplies: Local Fu	
Amazon	Pcard-JC	111-2759331-514	01/06/2024	01/06/2024	27.20	Dell Adapter - XPS devices	105610.20.322210 - Supplies: CPG - A	
Amazon	Pcard-JC	111-5042410-018	01/23/2024	01/23/2024	59.99	Laptop Fan - JB	105610.10.301200 - Supplies: Local Fu	
Amazon	Pcard-JC	111-5716203-650	01/30/2024	01/30/2024	27.99	TV Mount for Meg's office	105610.10.301200 - Supplies: Local Fu	
Amazon	Pcard-JC	111-5936015-063	01/18/2024	01/18/2024	75.14	Computer Mice and Adapters	105610.10.301200 - Supplies: Local Fu	
					\$382.40			
					\$392.13			
Arcadis, a California Partnership	ACH.01182412	10017872	12/22/2023	01/18/2024	5,212.61	Central Pointe SAP - Nov	105340.30.353008 - Consult Serv: SSL	
					\$5,212.61			
Assn. of Metropolitan Planning Orga	Pcard-AP	100546728	01/23/2024	01/23/2024	395.00	AG AMPO Conference_NM	105330.20.322210 - Training: CPG - Ad	
Assn. of Metropolitan Planning Orga	Pcard-JC	1674181	01/30/2024	01/30/2024	585.00	Slawless_AMPO 2024	105330.20.322210 - Training: CPG - Ad	
					\$980.00			
Avenue Consultants	ACH.01182412	9764	12/20/2023	01/18/2024	3,020.00	NTemple Econ Dev Oct	105340.30.353016 - Consult Serv: SLC	
Avenue Consultants	ACH.01182412	9913	12/22/2023	01/18/2024	6,779.18	NTemple Econ Dev Nov	105340.30.353016 - Consult Serv: SLC	
					\$9,799.18			
					\$9,799.18			
Bluehost	Pcard-AP	01032024	01/03/2024	01/03/2024	7.76	website domain -WFRC - monthly	105670.99.999000 - Software: Indirect	
					\$7.76			
Brand Management Group	Pcard-JC	#528535	01/09/2024	01/09/2024	126.87	analytics - Plotter Paper	105330.20.322210 - Training: CPG - Ad	
					\$126.87			
Carr Printing Co	Pcard-JC	N32026	01/05/2024	01/05/2024	73.94	Business Cards - MA	105610.50.336100 - Supplies: Local Go	
Carr Printing Co	Pcard-JC	N32026	01/05/2024	01/05/2024	73.94	Business Cards - NC	105610.20.322210 - Supplies: CPG - A	
Carr Printing Co	Pcard-JC	N32026	01/05/2024	01/05/2024	147.88	Business Cards - MR, TW	105610.30.330200 - Supplies: TLC Ad	
					\$295.76			
					\$295.76			
Constant Contact	Pcard-RH	01302024	01/30/2024	01/30/2024	81.90	monthly billing - Jan	105311.20.322210 - Subscriptions: CP	
					\$81.90			
Delta Arilines	Pcard-JC	GPIPCX	01/30/2024	01/30/2024	276.20	SLawless_Flight to Ampo2024	105580.20.322210 - Travel: CPG - Adm	
					\$276.20			
Design Workshop, Inc	ACH.01182412	0075710	12/28/2023	01/18/2024	3,128.33	SAP West Jordan Old Bingham Hwy - Sept	105340.50.360207 - Consult Serv: SAP	
Design Workshop, Inc	ACH.01182412	0075993	12/28/2023	01/18/2024	2,380.00	SAP West Jordan Old Bingham Hwy - Oct	105340.50.360207 - Consult Serv: SAP	
Design Workshop, Inc	ACH.01182412	0076491	12/20/2023	01/18/2024	6,250.23	SAP West Jordan and Midvale - Nov	105340.50.360205 - Consult Serv: SAP	
					\$11,758.56			
					\$11,758.56			
Downtown Redevelopment Services,	ACH.01182412	738	12/20/2023	01/18/2024	22,373.81	West Point GP - Oct	105340.30.351037 - Consult Serv: Wes	
					\$22,373.81			
EMI Health	EFT	507020240101	01/01/2024	01/01/2024	133.00	telemed - Jan	105210.99.998000 - Fringe Benefits: In	
					\$133.00			

**Wasatch Front Regional Council
Check Register
All Bank Accounts - 01/01/2024 to 01/31/2024**

<u>Payee Name</u>	<u>Reference Number</u>	<u>Invoice Number</u>	<u>Invoice Ledger Date</u>	<u>Payment Date</u>	<u>Amount</u>	<u>Description</u>	<u>Ledger Account</u>	<u>Activity Code</u>
Expert Plumbing Services	Pcard-JC	88453017	01/11/2024	01/11/2024	2,030.96	Repair of Drinking Fountain	105430.99.999000 - Maintenance: Indir	
					\$2,030.96			
Fehr & Peers	ACH.01182412	170624	01/04/2024	01/18/2024	605.27	Parking Modernization - Nov MAG	105340.40.322215.0018 - Consult Serv	
Fehr & Peers	ACH.01182412	170624	01/04/2024	01/18/2024	1,286.25	Parking Modernization - Nov WFRC	105340.20.322215.0018 - Consult Serv	
Fehr & Peers	ACH.01182412	170624	01/04/2024	01/18/2024	1,891.60	Parking Modernization - Nov UDOT	105340.40.322215.0018 - Consult Serv	
Fehr & Peers	ACH.01182412	170624	01/04/2024	01/18/2024	3,783.13	Parking Modernization - Nov UTA	105340.40.322215.0018 - Consult Serv	
					\$7,566.25			
					\$7,566.25			
FFKR Architects	ACH.01182412	23081.02	12/20/2023	01/18/2024	5,975.00	Clearfield Gen Plan - Oct/Nov	105340.30.351017 - Consult Serv: Clea	
					\$5,975.00			
Fielding Group, LLC	ACH.01182412	547	01/01/2024	01/18/2024	38,585.05	Building Lease - January	105441.99.999000 - Building Lease Co	
					\$38,585.05			
First Digital	Pcard-AP	01162024	01/16/2024	01/16/2024	400.41	Internet - Jan	105530.99.999000 - Telephone/Data: In	
					\$400.41			
Github Inc.	Pcard-AP	01192024	01/19/2024	01/19/2024	5.00	monthly storage increase - analytics	105610.20.322210 - Supplies: CPG - A	
					\$5.00			
Google LLC	Pcard-RH	01012024	01/01/2024	01/01/2024	56.53	Cloud Storage - December	105670.99.999000 - Software: Indirect	
Google LLC	Pcard-RH	01012024.1	01/01/2024	01/01/2024	960.00	Google workspace - Dec	105670.99.999000 - Software: Indirect	
					\$1,016.53			
					\$1,016.53			
Harmons	Pcard-JC	01252024	01/25/2024	01/25/2024	11.82	Council Meeting Refreshments	105610.10.301200 - Supplies: Local Fu	
					\$11.82			
Health Equity	EFT.011824132	PR010524-258	01/12/2024	01/18/2024	4,479.43	HSA	1022500 - HSA W/H Payable	
Health Equity	EFT.012524145	011523	01/25/2024	01/26/2024	36.00	HSA Monthly fees - Jan	105210.99.998000 - Fringe Benefits: In	
Health Equity	EFT.012524145	PR011924-258	01/26/2024	01/26/2024	6,250.97	HSA	1022500 - HSA W/H Payable	
					\$6,286.97			
					\$10,766.40			
High Value Marking and Engraving	Pcard-JC	39656	01/10/2024	01/10/2024	26.59	2 Engraved Name Plates - NC	105610.20.322210 - Supplies: CPG - A	
					\$26.59			
Horrocks Engineers, Inc.	ACH.01182412	82304	12/22/2023	01/18/2024	17,557.97	SLC Granary Dist - Nov	105340.30.330214 - Consult Serv: SLC	
					\$17,557.97			
Internal Revenue Service	EFT.011224081	PR010524-38	01/12/2024	01/12/2024	3,204.30	Medicare Tax	1021000 - Federal Tax W/H Payable	
Internal Revenue Service	EFT.011224081	PR010524-38	01/12/2024	01/12/2024	11,463.07	Federal Income Tax	1021000 - Federal Tax W/H Payable	
					\$14,667.37			
Internal Revenue Service	EFT.012524142	PR011924-38	01/26/2024	01/26/2024	3,446.18	Medicare Tax	1021000 - Federal Tax W/H Payable	
Internal Revenue Service	EFT.012524142	PR011924-38	01/26/2024	01/26/2024	12,115.97	Federal Income Tax	1021000 - Federal Tax W/H Payable	
					\$15,562.15			
					\$30,229.52			
Kimley Horn	ACH.01182412	26007755	12/22/2023	01/18/2024	5,775.00	Weber County ATP - Oct	105340.30.351026 - Consult Serv: Web	
Kimley Horn	ACH.01182412	26007759	12/29/2023	01/18/2024	15,047.75	Wasatch Front Trail Network	105340.20.322215.3421 - Consult Serv	
					\$20,822.75			
					\$20,822.75			

**Wasatch Front Regional Council
Check Register
All Bank Accounts - 01/01/2024 to 01/31/2024**

<u>Payee Name</u>	<u>Reference Number</u>	<u>Invoice Number</u>	<u>Invoice Ledger Date</u>	<u>Payment Date</u>	<u>Amount</u>	<u>Description</u>	<u>Ledger Account</u>	<u>Activity Code</u>
Leland Consulting Group	ACH.01182412	6497.1.6	12/22/2023	01/18/2024	2,901.83	NSL Town Center Study - Oct/Nov	105340.30.351034 - Consult Serv:N Sa	
					\$2,901.83			
Les Olson Company	ACH.01182412	EA1354840	12/20/2023	01/18/2024	86.90	Copier Usage Dec	105610.99.999000 - Supplies: Indirect	
					\$86.90			
Lincoln Financial Life Ins Co	EFT	4647351878	01/01/2024	01/01/2024	2,484.82	Life, LTD, STD - Jan	1022300 - Lincoln Life Insurance W/H	
					\$2,484.82			
Lincoln Institute of Land Policy	Pcard_AP	0081	01/18/2024	01/18/2024	300.00	Consortium for Scenario Planning 2024 Conference	105330.20.322210 - Training: CPG - Ad	
					\$300.00			
Logan Simpson Design, Inc	ACH.01182412	32595	12/20/2023	01/18/2024	31,675.00	Ogden Citywide Zoning - Aug	105340.30.351035 - Consult Serv: Og	
Logan Simpson Design, Inc	ACH.01182412	33240	12/20/2023	01/18/2024	8,104.50	Ogden Citywide Zoning - Nov	105340.30.351035 - Consult Serv: Og	
					\$39,779.50			
					\$39,779.50			
Metro Analytics LLC (Coeur Capital I	ACH.01182412	10	01/04/2024	01/18/2024	37,045.27	Ec Analysis UTP -Dec UTA	105340.40.322215.0031 - Consult Serv	
					\$37,045.27			
MHTN Architects	ACH.01182412	29873	12/22/2023	01/18/2024	18,000.00	NOgden South Town - July	105340.30.351033 - Consult Serv: NOg	
MHTN Architects	ACH.01182412	30046	12/22/2023	01/18/2024	10,550.00	NOgden South Town - Oct	105340.30.351033 - Consult Serv: NOg	
					\$28,550.00			
					\$28,550.00			
myCoke	Pcard-JC	39354030019	01/09/2024	01/09/2024	47.00	Sodas for conference rooms/meetings	105610.10.301200 - Supplies: Local Fu	
myCoke	Pcard-JC	39659066051	01/30/2024	01/30/2024	52.74	Coke for Conference Rooms/Mtgs	105610.10.301200 - Supplies: Local Fu	
					\$99.74			
					\$99.74			
NY Times	Pcard-RH	01222024	01/22/2024	01/22/2024	12.00	NY Times monthly subscription	105311.20.322210 - Subscriptions: CP	
					\$12.00			
ODP	Pcard-JC	347167785-001	01/15/2024	01/15/2024	100.20	Office Supplies - Paper, Water	105610.99.999000 - Supplies: Indirect	
					\$100.20			
Onward Technology, LLC	ACH.01182412	80621	01/04/2024	01/18/2024	1,284.63	LAA supplies	105610.50.336100 - Supplies: Local Go	
Onward Technology, LLC	ACH.01182412	80630	01/04/2024	01/18/2024	1,390.80	Laptop - Matt	105610.10.301200 - Supplies: Local Fu	
Onward Technology, LLC	ACH.01182412	80633	01/04/2024	01/18/2024	1,119.63	Laptop - Christy	105610.10.301200 - Supplies: Local Fu	
					\$3,795.06			
					\$3,795.06			
OpenAI	Pcard-JC	01232024	01/23/2024	01/23/2024	646.50	AI TEAM Subscription - Analytics	105670.99.999000 - Software: Indirect	
					\$646.50			
Parametrix, Inc	ACH.01182412	48940	12/22/2023	01/18/2024	2,919.53	N Ogden ATP - Aug	105340.30.351027 - Consult Serv: N O	
Parametrix, Inc	ACH.01182412	50374	12/22/2023	01/18/2024	5,689.86	N Ogden ATP - Oct	105340.30.351027 - Consult Serv: N O	
Parametrix, Inc	ACH.01182412	51137	12/22/2023	01/18/2024	8,124.00	Herriman Transit Corridor - Nov	105340.30.353002 - Consult Serv: Herr	
					\$16,733.39			
					\$16,733.39			
PEHP FLEX Benefits	ACH.01182412	PR122223-54	12/29/2023	01/18/2024	140.00	Flex Spend Acct	1022400 - Flexible Spending Account	
					\$140.00			

**Wasatch Front Regional Council
Check Register
All Bank Accounts - 01/01/2024 to 01/31/2024**

<u>Payee Name</u>	<u>Reference Number</u>	<u>Invoice Number</u>	<u>Invoice Ledger Date</u>	<u>Payment Date</u>	<u>Amount</u>	<u>Description</u>	<u>Ledger Account</u>	<u>Activity Code</u>
Pelorus Methods	ACH.01182412	287	01/04/2024	01/18/2024	1,450.00	Qtr billing 1/1 - 3/31	105670.99.999000 - Software: Indirect	
					\$1,450.00			
Penna Powers Inc	ACH.01182412	027910	12/29/2023	01/18/2024	350.00	Website redesign - Nov	105340.10.301200.1 - Consult Serv: Lo	
Penna Powers Inc	ACH.01182412	027910	12/29/2023	01/18/2024	4,085.00	Strategic Communications - Nov	105340.10.301200.1 - Consult Serv: Lo	
					\$4,435.00			
PGI Services	Pcard-JC	25554	01/10/2024	01/10/2024	131.02	Coffee, tea, cups for office	105610.10.301200 - Supplies: Local Fu	
					\$131.02			
Psomas	ACH.01182412	200620	12/20/2023	01/18/2024	30,176.25	Layton Gordon Hwy 89 - Aug	105340.30.351032 - Consult Serv:Layt	
					\$30,176.25			
Public Employees Health Program (ACH.01182412	253827	01/01/2024	01/18/2024	36,379.71	Jan premiums	1022000 - PEHP Insurance W/H Payab	
					\$36,379.71			
RRJ Consulting	ACH.01182412	WFRC202401	01/04/2024	01/18/2024	15,000.00	Legislative Consulting - Jan	105340.50.341200 - Consult Serv: Legi	
					\$15,000.00			
Salt Lake Chamber	Pcard-JC	1122024	01/08/2024	01/08/2024	150.00	UT Eco Outlook and Policy Summit: Gruber - late re	105330.20.322210 - Training: CPG - Ad	
					\$150.00			
Smart Growth America	Pcard_JC	01102024	01/10/2024	01/10/2024	250.00	Equity Summit Registration_CM	105330.20.322210 - Training: CPG - Ad	
					\$250.00			
Smith's	Pcard_JC	01182024	01/18/2024	01/18/2024	20.56	RGC Refreshments	105610.10.301200 - Supplies: Local Fu	
					\$20.56			
UNUM Life Insurance Co.	ACH.01182412	012023	01/01/2024	01/18/2024	129.75	LTC - Jan	105210.99.998000 - Fringe Benefits: In	
					\$129.75			
USPS	Pcard-JC	01262024	01/26/2024	01/26/2024	24.10	Mailing WCV Maps to DC	105610.10.301200 - Supplies: Local Fu	
					\$24.10			
Utah Department of Workforce Servi	EFT	123123	01/12/2024	01/12/2024	189.06	UI Q4 2023	105210.99.998000 - Fringe Benefits: In	
					\$189.06			
Utah Division of Finance	ACH.01182412	21423460817026	12/10/2023	01/18/2024	12,213.85	Pcard - JC	1020190 - P-Card Clearing	
Utah Division of Finance	ACH.01182412	24123460817005	12/10/2023	01/18/2024	1,331.44	Pcard AP	1020190 - P-Card Clearing	
Utah Division of Finance	ACH.01182412	24123460817014	12/10/2023	01/18/2024	1,217.90	Pcard - RH	1020190 - P-Card Clearing	
Utah Division of Finance	ACH.01182412	24123460817037	12/10/2023	01/18/2024	10.00	Pcard - AG	1020190 - P-Card Clearing	
					\$14,773.19			
Utah League of Cities and Towns (U	Pcard-JC	LYNVVJHH4N3	01/10/2024	01/10/2024	360.00	Local Officials Day - AG, MJC, NC, JB, MT	105330.20.322210 - Training: CPG - Ad	
					\$360.00			
Utah Local Governments Trust (ULG	EFT	09102023	01/10/2024	01/10/2024	27.00	Worker's Comp Sept balance	105210.99.998000 - Fringe Benefits: In	
Utah Local Governments Trust (ULG	EFT	1610858	01/10/2024	01/10/2024	512.95	Worker's Comp - January	105210.99.998000 - Fringe Benefits: In	
					\$539.95			
Utah Retirement Systems (URS)	EFT.011824132	PR010524-80	01/12/2024	01/18/2024	335.30	Loan	1023300 - Loan Payment W/H Payable	

**Wasatch Front Regional Council
Check Register
All Bank Accounts - 01/01/2024 to 01/31/2024**

Payee Name	Reference Number	Invoice Number	Invoice Ledger Date	Payment Date	Amount	Description	Ledger Account	Activity Code
Utah Retirement Systems (URS)	EFT.011824132	PR010524-80	01/12/2024	01/18/2024	741.53	Roth IRA	1023200 - Roth IRA W/H Payable	
Utah Retirement Systems (URS)	EFT.011824132	PR010524-80	01/12/2024	01/18/2024	1,934.71	URS 401(k) Tier 2	1023000 - 401(k) W/H Payable	
Utah Retirement Systems (URS)	EFT.011824132	PR010524-80	01/12/2024	01/18/2024	5,523.09	401(k) DC	1023000 - 401(k) W/H Payable	
Utah Retirement Systems (URS)	EFT.011824132	PR010524-80	01/12/2024	01/18/2024	6,030.94	457(b)	1023100 - 457(b) W/H Payable	
Utah Retirement Systems (URS)	EFT.011824132	PR010524-80	01/12/2024	01/18/2024	12,359.55	401(k) EE & Match	1023000 - 401(k) W/H Payable	
Utah Retirement Systems (URS)	EFT.011824132	PR010524-80	01/12/2024	01/18/2024	17,303.62	URS State Retirement	1023000 - 401(k) W/H Payable	
					\$44,228.74			
Utah Retirement Systems (URS)	EFT.012624165	PR011924-80	01/26/2024	01/26/2024	335.30	Loan	1023300 - Loan Payment W/H Payable	
Utah Retirement Systems (URS)	EFT.012624165	PR011924-80	01/26/2024	01/26/2024	741.53	Roth IRA	1023200 - Roth IRA W/H Payable	
Utah Retirement Systems (URS)	EFT.012624165	PR011924-80	01/26/2024	01/26/2024	1,959.71	URS 401(k) Tier 2	1023000 - 401(k) W/H Payable	
Utah Retirement Systems (URS)	EFT.012624165	PR011924-80	01/26/2024	01/26/2024	6,054.96	401(k) DC	1023000 - 401(k) W/H Payable	
Utah Retirement Systems (URS)	EFT.012624165	PR011924-80	01/26/2024	01/26/2024	6,324.01	457(b)	1023100 - 457(b) W/H Payable	
Utah Retirement Systems (URS)	EFT.012624165	PR011924-80	01/26/2024	01/26/2024	13,318.96	401(k) EE & Match	1023000 - 401(k) W/H Payable	
Utah Retirement Systems (URS)	EFT.012624165	PR011924-80	01/26/2024	01/26/2024	19,561.89	URS State Retirement	1023000 - 401(k) W/H Payable	
					\$48,296.36			
					\$92,525.10			
Utah State Tax Commission	EFT.011224081	PR010524-82	01/12/2024	01/12/2024	4,644.14	State Income Tax	1021200 - State Tax W/H Payable	
Utah State Tax Commission	EFT.012524142	PR011924-82	01/26/2024	01/26/2024	4,998.05	State Income Tax	1021200 - State Tax W/H Payable	
					\$9,642.19			
Utah Transit Authority (UTA)	Pcard_AP	01232024	01/23/2024	01/23/2024	600.00	Trax Pass Reload	105580.20.322210 - Travel: CPG - Adm	
					\$600.00			
Wall Consultant Group (WCG)	ACH.01182412	12491	12/29/2023	01/18/2024	2,947.50	Farmington N Station - July	105340.30.351031 - Consult Serv: Far	
Wall Consultant Group (WCG)	ACH.01182412	12806	12/29/2023	01/18/2024	478.96	Add 28:Regional Transit - Aug MAG	105340.40.322215.0028 - Consult Serv	
Wall Consultant Group (WCG)	ACH.01182412	12806	12/29/2023	01/18/2024	1,436.88	Add 28:Regional Transit -Aug WFRC	105340.20.322215.0028 - Consult Serv	
Wall Consultant Group (WCG)	ACH.01182412	12806	12/29/2023	01/18/2024	1,915.83	Add 28:Regional Transit - Aug UDOT	105340.40.322215.0028 - Consult Serv	
Wall Consultant Group (WCG)	ACH.01182412	12806	12/29/2023	01/18/2024	1,915.83	Add 28:Regional Transit - Aug UTA	105340.40.322215.0028 - Consult Serv	
Wall Consultant Group (WCG)	ACH.01182412	13349	12/29/2023	01/18/2024	1,709.27	Add 28:Regional Transit - Nov MAG	105340.40.322215.0028 - Consult Serv	
Wall Consultant Group (WCG)	ACH.01182412	13349	12/29/2023	01/18/2024	5,127.82	Add 28:Regional Transit - Nov WFRC	105340.20.322215.0028 - Consult Serv	
Wall Consultant Group (WCG)	ACH.01182412	13349	12/29/2023	01/18/2024	6,837.08	Add 28:Regional Transit - Nov UDOT	105340.40.322215.0028 - Consult Serv	
Wall Consultant Group (WCG)	ACH.01182412	13349	12/29/2023	01/18/2024	6,837.08	Add 28:Regional Transit - Nov UTA	105340.40.322215.0028 - Consult Serv	
					\$29,206.25			
					\$29,206.25			
					\$555,116.37			

STATEMENT OF ACCOUNT

PTIF

UTAH PUBLIC TREASURERS' INVESTMENT FUND

Marlo M. Oaks, Utah State Treasurer, Fund Manager

PO Box 142315

350 N State Street, Suite 180

Salt Lake City, Utah 84114-2315

Local Call (801) 538-1042 Toll Free (800) 395-7665

www.treasurer.utah.gov

WASATCH FRONT REGIONAL COUNCIL

CFO

41 NO. RIO GRANDE ST., STE 103

SALT LAKE CTY UT 84101

Account**Account Period**

533

January 01, 2024 through January 31, 2024

Summary

Beginning Balance	\$ 3,705,658.96	Average Daily Balance	\$ 3,695,981.54
Deposits	\$ 17,207.27	Interest Earned	\$ 17,207.27
Withdrawals	\$ 300,000.00	360 Day Rate	5.4066
Ending Balance	\$ 3,422,866.23	365 Day Rate	5.4817

Date	Activity	Deposits	Withdrawals	Balance
01/01/2024	FORWARD BALANCE	\$ 0.00	\$ 0.00	\$ 3,705,658.96
01/31/2024	funds tr	\$ 0.00	\$ 300,000.00	\$ 3,405,658.96
01/31/2024	REINVESTMENT	\$ 17,207.27	\$ 0.00	\$ 3,422,866.23
01/31/2024	ENDING BALANCE	\$ 0.00	\$ 0.00	\$ 3,422,866.23

{Effective: 01/31/2024}

The GASB Fair Value factor at December 31, 2023 is 1.00152190

STATEMENT OF ACCOUNT

PTIF

UTAH PUBLIC TREASURERS' INVESTMENT FUND

Marlo M. Oaks, Utah State Treasurer, Fund Manager

PO Box 142315

350 N State Street, Suite 180

Salt Lake City, Utah 84114-2315

Local Call (801) 538-1042 Toll Free (800) 395-7665

www.treasurer.utah.gov

WASATCH FRONT REG COUNS/BLDG FD

CFO

41 NORTH RIO GRANDE ST., STE 103

SALT LAKE CTY UT 84101

Account**Account Period****8761**

January 01, 2024 through January 31, 2024

Summary

Beginning Balance	\$ 1,247,465.25	Average Daily Balance	\$ 1,247,465.25
Deposits	\$ 5,807.79	Interest Earned	\$ 5,807.79
Withdrawals	\$ 0.00	360 Day Rate	5.4066
Ending Balance	\$ 1,253,273.04	365 Day Rate	5.4817

Date	Activity	Deposits	Withdrawals	Balance
01/01/2024	FORWARD BALANCE	\$ 0.00	\$ 0.00	\$ 1,247,465.25
01/31/2024	REINVESTMENT	\$ 5,807.79	\$ 0.00	\$ 1,253,273.04
01/31/2024	ENDING BALANCE	\$ 0.00	\$ 0.00	\$ 1,253,273.04

{Effective: 01/31/2024} The GASB Fair Value factor at December 31, 2023 is 1.00152190

Wasatch Front Regional Council

Council Budget

07/01/2023 to 01/31/2024

58.33% of the fiscal year has expired

	2023 Actual	2024 Original Budget	2024 Revised Budget	2024 Actual	% Earned/Used
Sources					
Federal Sources					
Federal Highway Administration - PL	2,393,571	3,141,111	3,141,111	310,058	9.87%
Federal Highway Administration - STP	2,584,975	2,436,258	4,904,463	1,890,298	38.54%
Federal Highway Administration - SS4A	0.00	775,200	775,200	301,413	38.88%
Federal Transit Administration	880,252	891,435	891,435	881,435	98.88%
Dept. of Housing and Urban Development	50,000	50,000	50,000	0.00	0.00%
Economic Development Administration	147,451	70,000	136,617	59,651	43.66%
Total Federal Sources	6,056,249	7,364,004	9,898,827	3,442,854	34.78%
State Sources					
Utah GOPB - CPG Match	290,000	290,000	290,000	261,000	90.00%
Community Impact Board	2,000	2,000	2,000	0.00	0.00%
UDOT - TLC	425,512	315,000	605,804	605,804	100.00%
UDOT - Joint Projects	98,658	0.00	68,924	27,327	39.65%
UDOT - Model Development	97,311	107,712	100,000	75,000	75.00%
UDOT - Safe Streets	0.00	30,000	30,000	0.00	0.00%
UDOT - HTS	285,903	0.00	114,188	103,356	90.51%
UT/GOEO - Station Area Plans	591,641	1,000,000	3,323,359	740,246	22.27%
Utah GOMB - Local Govt Administrator	0.00	158,000	150,000	135,000	90.00%
Total State Sources	1,791,024	1,902,712	4,684,275	1,947,732	41.58%
Local Sources					
Dedicated Project Funds	1,295,915	648,995	2,336,224	2,413,642	103.31%
MAG - Joint Projects	89,281	39,839	74,241	37,573	50.61%
UTA - TLC	240,804	300,000	404,120	404,120	100.00%
UTA - Joint Projects	114,644	0.00	363,401	367,602	101.16%
UTA - Transit Sales Tax	259,152	220,359	238,006	238,005	100.00%
Local Contribution	334,706	350,971	350,971	350,971	100.00%
Total Local Sources	2,334,502	1,560,164	3,766,963	3,811,914	101.19%
Total Sources	10,181,775	10,826,879	18,350,065	9,202,500	50.15%
Expenditures					
Salaries/Employee Benefits	4,716,801	5,454,053	5,454,053	2,556,005	46.86%
Contractual	4,319,322	4,319,800	11,399,692	3,080,750	27.02%
Audit & Accounting	14,000	20,000	20,000	19,000	95.00%
Dues	28,213	30,000	30,000	23,154	77.18%
Equipment Purchases	0.00	0.00	0.00	0.00	0.00%
Equipment Maintenance	60,166	65,000	65,000	20,886	32.13%
Insurance	15,199	16,500	20,000	14,300	71.50%
Legal	41,243	20,000	20,000	0.00	0.00%
Printing & Publication	0.00	5,300	5,300	1,514	28.57%
Rent	447,930	468,667	468,667	265,585	56.67%
Supplies/Software/Subscriptions	180,358	190,538	216,938	137,605	63.43%
Telephone/Data	37,025	40,000	40,000	23,906	59.76%
Training	61,553	79,450	89,450	28,834	32.23%
Travel	100,190	83,927	96,427	38,337	39.76%
Carryover	0.00	33,644	424,538	0.00	0.00%
Total Expenditures	10,022,000	10,826,879	18,350,065	6,209,876	33.84%

Wasatch Front Regional Council

Council Budget by Program

07/01/2023 to 01/31/2024

58.33% of the fiscal year has expired

Programs	2023 Actual	2024 Original Budget	2024 Revised Budget	2024 Actual	% spent
Consolidated Planning Grant (CPG)	5,020,394	5,767,437	5,785,084	2,641,023	46%
Transportation & Land Use Connection (TLC)	2,130,996	2,435,721	6,136,082	1,709,337	28%
Household Travel Survey	1,243,460		496,631	449,567	91%
Economic Development (WFEDD)	204,387	140,000	163,750	116,772	71%
Local Government Support	104,618	134,971	409,653	96,771	24%
Model Development	133,642	147,550	137,500	75,203	55%
Joint Projects	282,327		469,067	248,574	53%
Local Government Administrator		158,000	150,000	7,609	5%
Legislative Consulting	146,000	146,000	146,000	83,000	57%
CDBG - Tooele County	50,000	50,000	50,000	27,454	55%
Mobility Management	1,156	10,000	10,000	193	2%
Tooele Valley RPO	11,045	10,000	18,869	7,745	41%
Morgan RPO	5,078	10,000	8,327	5,153	62%
Community Impact Board	2,000	2,000	2,000	1,097	55%
Davis County Local Option Assistance	20,000	10,000	10,000	4,748	47%
Station Area Planning	621,641	1,000,000	3,333,359	350,628	11%
State CEDS Planning	45,258		54,742	4,742	9%
Safe Streets for All		805,200	969,000	380,260	39%
Total Programs	(10,022,000)	(10,826,879)	(18,350,065)	(6,209,876)	34%

Wasatch Front Regional Council
Standard Financial Report (by Object)
10 General Fund - 07/01/2023 to 01/31/2024
58.33% of the fiscal year has expired

	2024 Year-to-Date Actual
Net Position	
Assets:	
Current Assets	
Cash and cash equivalents	5,457,493
Receivables	650,601
Other current assets	23,438
Total Current Assets	6,131,531
Total Assets:	6,131,531
Liabilities and Fund Equity:	
Liabilities:	
Current liabilities	(696,594)
Payroll liabilities	(1,141)
Deferred inflows	0.00
Total Liabilities:	(697,735)
Fund Balance - Equity - Paid In/Contributed	(5,433,796)
Total Liabilities and Fund Equity:	(6,131,531)
Total Net Position	0.00

Notes to the Council Budget Reports

February 2024

The Council Budget report reflects the period of July 1, 2023 - January 31, 2024, which represents 58% of the fiscal year. Overall, 34% of the total amount budgeted for the year has been expended through the end of January. The relevant budget column in this report is the revised budget adopted by the Council in October 2023.

The information contained in this report shows expenditures by categories as line-items, and allows the Council and staff to analyze progress and address any areas of concern. It is not unusual for some variation in percentage of budget used, specifically for those expenses such as audit fees, software licenses, dues and insurance, which are primarily paid near the beginning of each fiscal year. When WFRC and its partners initiate new joint projects midway through the fiscal year, the revenue lines reflect additional partner payments.

The Council Budget by Program report shows expenditures by program, and reflects anticipated progress through the fiscal year. Two programs are closer to completion for FY24: consulting work on the CEDS early in the year is reflected in the WFEDD total, and the Household Travel Survey is wrapping up with final invoices in the next few months. Variances in the rate of expenditure by program are considered normal and include some programs that are expected to carry forward into the next fiscal year.

DATE: March 21, 2024
AGENDA ITEM: 2
SUBJECT: 2024 Utah Legislative Session Overview
PREPARED BY: Miranda Jones Cox, Government Affairs Manager

At the Wasatch Front Regional Council (WFRC) meeting, the Council will hear an update on transportation and growth-related outcomes from the 2024 Legislative General Session.

BACKGROUND:

It was another successful year for growth-related issues in the 2024 General Legislative session, with collaborative and innovative approaches to address some of Utah's growth challenges, to maintain and enhance quality of life in Utah for generations to come.

The Legislature continues to prioritize multimodal transportation funding with another year of significant investment. Consistent with [Utah's Unified Transportation Plan](#), significant additional funding was appropriated to invest in providing transportation choices for Utahns, including \$775M one-time and \$330M ongoing to the state Transportation Investment Fund, providing new ongoing funding for the Transit Transportation Investment Fund, and authorizing funding for local transportation projects. This builds on the investments authorized in last year's session, including the historic investment of \$45M ongoing to the Active Transportation Investment Fund (for the Utah Trail Network).

The Governor and Legislature also took a "partnership, not preemption" approach for housing, as recommended by our partners at the Utah League of Cities and Towns. The legislature's approach this session was to provide tools to local governments to help address the housing challenges seen in their communities.

WFRC staff prepared this detailed [2024 Legislative Session Wrap Up](#).

RECOMMENDATION:

This item is for information only.

CONTACT PERSON:

Miranda Jones Cox, 436-691-3043, miranda@wfr.org

DATE: March 21, 2024
AGENDA ITEM: 4a
SUBJECT: Report on Board Modifications to the 2024-2029 TIP
PREPARED BY: Ben Wuthrich, Transportation Improvement Program Coordinator

BACKGROUND:

Since the last meeting of the Wasatch Front Regional Council (WFRC), WFRC received requests to modify the current 2024-2029 TIP. The modification required action from Trans Com (since WFRC was not meeting) and the Utah Transportation Commission but did not require a new air quality conformity analysis or a 30-day public comment period. The modification is attached to the approved resolution.

RECOMMENDATION:

This item is for information only.

CONTACT PERSON:

Ben Wuthrich (801) 363-4230 ext. 1121

EXHIBIT:

Resolution adopting Amendment Four to the 2024-2029 TIP

RESOLUTION OF THE WASATCH FRONT REGIONAL COUNCIL
AMENDING THE 2024 - 2029
TRANSPORTATION IMPROVEMENT PROGRAM

- WHEREAS, the Wasatch Front Regional Council is the officially designated Metropolitan Planning Organization for the Salt Lake and the Ogden/ Layton Urbanized Areas and, as such, has the responsibility for developing a Transportation Improvement Program, and
- WHEREAS, a Transportation Improvement Program is to include all federally funded highway, transit, and active transportation projects scheduled for the next six years, and
- WHEREAS, the Utah Department of Transportation, the State Transportation Commission, the Utah Transit Authority, and the Wasatch Front Regional Council and its local jurisdictions desire to amend the 2024-2029 Transportation Improvement Program (TIP) to include the projects on the attached project description list, and
- WHEREAS, the U.S. Department of Transportation Metropolitan Planning Regulations Paragraph 450.324(a) requires that “the TIP . . . be updated at least every four years, and be approved by the MPO and the Governor,” and
- WHEREAS, the Statewide Air Quality Implementation Plan includes traffic control measures for reducing air pollutant emissions for the Salt Lake and the Ogden/ Layton Areas and budgets for mobile source emissions, and
- WHEREAS, the projects included in the proposed Transportation Improvement Program amendment are either included in Phase 1 of the Regional Transportation Plan, are not regionally significant, are included in the 2024-2029 TIP, or are exempt projects that do not need to be reviewed for conformity and consistency with the State Implementation Plan according to 40 CFR Part 93.126 Table 2 Exempt Projects, and
- WHEREAS, the proposed Transportation Improvement Program amendment had a public review and comment opportunity at the Trans Com meeting on February 15, 2024, and all comments were carefully considered,

NOW THEREFORE LET IT BE RESOLVED, that Trans Com as delegated by the Wasatch Front Regional Council

- (1) Approves Amendment Four to the 2024-2029 Transportation Improvement Program as attached,
- (2) Finds that the TIP conforms to and is consistent with the State Implementation Plan for Salt Lake, Davis, western Weber, and southern Box Elder Counties, and
- (3) Finds that the development of the Transportation Improvement Program is based on a currently certified transportation planning process.



Mayor Mark Shepherd
Chair
Trans Com



Andrew S. Gruber
Executive Director
Wasatch Front Regional Council

Date: February 15, 2024

2024-2029 Transportation Improvement Program (TIP) (Amendment Four)

Board Modification

Additional Funding

Ogden/ Layton Urban Area

County	Sponsor	Facility	PIN	Project Location	Concept/ Type of Improvement	Funding Source	Project Estimated Cost	Currently Funded Amount	Action	Funding Amount	Year
Davis	Layton	Gentile Street	19627	Gentile Street Safe Routes To School; 3475 West to 3200 West	Roadway widening improvements including constructing missing sidewalk	STP_URB_O/L STP - Urban Area Ogden/ Layton (WFRC)	\$450,800	\$162,550	<i>Additional Funding</i>	\$245,000	2024-2029
						LOCAL_GOVT Local Government Funds		\$12,250		\$31,000	

The Gentile Street Safe Routes to School project will create a uniform cross section of roadway including curb, gutter, and sidewalk. This project will remove the need for students and other pedestrians to walk in the roadway. Project cost increase are primarily due to the increase of building materials and labor, the necessity of temporary construction easements, and right of way needs.

New Project

Salt Lake Urban Area

County	Sponsor	Facility	PIN	Project Location	Concept/ Type of Improvement	Funding Source	Project Estimated Cost	Currently Funded Amount	Action	Funding Amount	Year
Salt Lake	UDOT	Trax Station Daybreak	New	Lake Avenue TRAX Station in Daybreak	Install a new stop on the TRAX Red Line in Daybreak	ST_TTIF State Transit Transportation Investment Funds	\$6,000,000	\$0	<i>New Project</i>	\$4,200,000	2024
						LOCAL_GOVT Local Government Funds (Matching Funds)				\$1,800,000	

The scope of the Daybreak TRAX Station is to install a new stop on the TRAX Red Line in Daybreak. The 2020 Census records show the area of Daybreak having an 86% increase in population. Local commercial development has also increased the demand for connections to transit transportation opportunities.

DATE: March 21, 2024
AGENDA ITEM: 4b
SUBJECT: **ACTION:** Board Modifications to the 2024-2029 TIP
PREPARED BY: Ben Wuthrich, Transportation Improvement Program Coordinator

BACKGROUND:

The Wasatch Front Regional Council (WFRC) has received requests to modify the current 2024-2029 Transportation Improvement Program (TIP) with the attached list of projects. This modification requires action from the Regional Council and the Transportation Commission but does not require an air quality conformity analysis or 30-day public comment period. The requested modification is listed with the attached resolution.

RECOMMENDATIONS:

WFRC staff recommends that the Regional Council make a motion “to approve the attached resolution to modify the 2024-2029 TIP as requested.”

CONTACT PERSON:

Ben Wuthrich (801) 363-4230 ext 1121

EXHIBITS:

Resolution adopting Amendment Five to the 2024-2029 TIP

RESOLUTION OF THE WASATCH FRONT REGIONAL COUNCIL
AMENDING THE 2024 - 2029
TRANSPORTATION IMPROVEMENT PROGRAM

WHEREAS, the Wasatch Front Regional Council is the officially designated Metropolitan Planning Organization for the Salt Lake and the Ogden/ Layton Urbanized Areas and, as such, has the responsibility for developing a Transportation Improvement Program, and

WHEREAS, a Transportation Improvement Program is to include all federally funded highway and transit projects scheduled for the next six years, and

WHEREAS, the Utah Department of Transportation, the State Transportation Commission, the Utah Transit Authority, and the Wasatch Front Regional Council and its local jurisdictions desire to amend the 2024-2029 Transportation Improvement Program (TIP) to include and / or modify the projects on the attached project description list, and

WHEREAS, the U.S. Department of Transportation Metropolitan Planning Regulations Paragraph 450.326(a) requires that “the TIP . . . be updated at least every four years, and be approved by the MPO and the Governor,” and

WHEREAS, the Statewide Air Quality Implementation Plan includes traffic control measures for reducing air pollutant emissions for the Salt Lake and the Ogden/ Layton Urbanized Areas and budgets for mobile source emissions, and

WHEREAS, the projects included in the proposed Transportation Improvement Program amendment are either included in Phase 1 of the Regional Transportation Plan or are not regionally significant, or are included in the 2024-2029 TIP or are exempt projects that do not need to be reviewed for air quality conformity and consistency with the State Implementation Plan according to 40 CFR Part 93.126 Table 2 Exempt Projects, and

WHEREAS, the proposed Transportation Improvement Program amendment had a public review and comment opportunity at the Regional Council meeting on March 28, 2024, and all comments were carefully considered,

NOW THEREFORE LET IT BE RESOLVED, that the Wasatch Front Regional Council

- (1) Approves Amendment Five to the 2024-2029 Transportation Improvement Program as attached,
- (2) Finds that the TIP conforms to and is consistent with the State Implementation Plan for Salt Lake, Davis, western Weber, and southern Box Elder Counties, and
- (3) Finds that the development of the Transportation Improvement Program is based on a currently certified transportation planning process.

Mayor Dawn Ramsey
Chair
Wasatch Front Regional Council

Andrew S. Gruber
Executive Director
Wasatch Front Regional Council

Date: March 28, 2024

2024-2029 Transportation Improvement Program (TIP) (Amendment Five)

Board Modification

New Project

Salt Lake Urban Area

County	Sponsor	Facility	PIN	Project Location	Concept/ Type of Improvement	Funding Source	Project Estimated Cost	Currently Funded Amount	Action	Funding Amount	Year
Salt Lake	UDOT	Big Cottonwood Canyon	21798	Big Cottonwood Canyon; SR-190 at Ft Union	Intersection Modification Including Merge Lane and Dual Left Turns and Bike Lanes	ST_TIF State Transportation Investment Funds - Recreation Hot Spot	\$15,000,000	\$0	<i>New Project</i>	\$15,000,000	2024
Salt Lake	UDOT	Big Cottonwood Canyon	21207	Big and Little Cottonwood Canyons Program	Enhanced Bus, Tolling, Mobility Hub and Bus Stops	ST_TIF State Transportation Investment Funds - Recreation Hot Spot	\$176,800,000	\$191,800,000	<i>Funding Transfer</i>	\$15,000,000	2024

The intersection of SR-190 and Fort Union Boulevard is at the mouth of Big Cottonwood Canyon (BCC). This intersection sees significant traffic congestion and queuing from traffic heading southbound to go eastbound up Big Cottonwood Canyon. This project will widen SR-190 to two lanes eastbound for 1/2 mile up BCC, and will construct intersection modifications which include dual SB left turns and bike lane improvements. The SB left turn movement is the major source of congestion at the mouth of the canyon, and adding another turn lane will improve safety and reliability while reducing congestion. In addition, the bridge structure on the north leg of the intersection will be widened to accommodate the additional turn lane and a northbound bike lane. The canyon improvement funding will come from the Big and Little Cottonwood Canyons program to reduce congestion.

Salt Lake	UDOT	SR-210	21731	SR-210 Barrier Replacement (Little Cottonwood Canyon Road)	Install Concrete Barrier to Replace Missing Guardrail at mile post 8.2 - 8.4	ST_TRANS_SOL (State Transportation Solutions Program)	\$2,000,000	\$0	<i>New Project</i>	\$2,000,000	2024
-----------	------	--------	-------	--	--	--	-------------	-----	--------------------	-------------	------

The scope of this project is to install a concrete barrier on Little Cottonwood Canyon Road, at milepost 8.2 to milepost 8.4. The existing section of guardrail was taken out during the 2022/2023 winter by an avalanche that crossed the road. The project will install concrete barrier instead of replacing the original guardrail. This will add resiliency to the barrier and extend the useful life.

Additional Funding

Salt Lake Urban Area

County	Sponsor	Facility	PIN	Project Location	Concept/ Type of Improvement	Funding Source	Project Estimated Cost	Currently Funded Amount	Action	Funding Amount	Year
Salt Lake	UDOT	Holladay City Bridge	17440	Holladay City Bridge over the Jordan and Salt Lake Canal	Replace the Bridge	BFP - (Bridge Formula Program)	\$1,800,000	\$997,000	<i>Additional Funding</i>	\$748,000	2024
						LOCAL_GOV Local Government Funds				\$55,000	

The scope of this project is to replace the bridge carrying 5600 South over the Jordan and Salt Lake Canal in Holladay City (035131D). During design it was determined that there would be impacts to several utilities in the vicinity of the bridge, increasing the overall replacement cost. In addition, coordination with the canal owner and requirements for the canal approval increased the cost of the project. The preliminary assumption was to use a cast in place culvert. In order to accommodate maintenance of traffic and limit the impacts to the traveling public, it was decided to change to a precast box culvert. This project requires an additional local match of \$55,000. Holladay City is in support of increasing the project value and will provide the additional match funding.

2024-2029 Transportation Improvement Program (TIP) (Amendment Five)

Board Modification

Additional Funding

Salt Lake Urban Area

County	Sponsor	Facility	PIN	Project Location	Concept/ Type of Improvement	Funding Source	Project Estimated Cost	Currently Funded Amount	Action	Funding Amount	Year
Salt Lake	UDOT	I-15	18254	I-15 Bridge Deck Preservation	Repair bridge decks and approach slabs along I-15 from 11400 South to 300 North	ST_BRIDGE (State Construction - Bridge Program)	\$3,750,000	\$2,000,000			2024
						ST_TRANS_SOL (State Transportation Solutions Program)		\$1,000,000	Additional Funding	\$750,000	

The scope of this project is to repair bridge decks and approach slabs along I-15 from 11400 South to 300 North in Salt Lake County. The bid was opened on February 1st and with the current project funding, the Department is not able to award the project. The increased costs are due to higher traffic control and mobilization costs than originally estimated. This additional funding will cover the higher bid prices and allow the Department to award the project.

Various	UDOT	I-15	16363	Express Lane Technology Enhancements	Test and Implement an Innovative Tolling Method known as "Tolling As a Service"	ST_TRANS_SOL (State Transportation Solutions Program)	\$6,018,212	\$1,718,212	Additional Funding	\$3,500,000	2024-2029
						Restricted Tollway Fund				\$800,000	

The contracts managing the Express Lanes will end in 2027. Procuring, testing and accepting new systems takes several years to perform. UDOT needs to prepare procurement contracts now so that the new contracts and systems will seamlessly transition in 2027. These funds provide the opportunity to test and implement an innovative tolling method known as “tolling as a service” while preserving the timeline for potential deployment of more traditional tolling. The contract and systems would be set up to account for a multi-tenant system.

Salt Lake	West Valley & Kearns Metro	4700 South	21130	4700 South; 5400 West to 5600 West	Reconstruct the Existing Pavement, Improve Railroad Crossing, and Improve Intersection	HIP_Community (Federal Community Impact Funds)	\$4,285,232	\$2,145,232			2024-2029
						LOCAL_GOVT Local Government Funds		\$0	Additional Funding	\$2,140,000	

This a Local Government project with Kearns Metro, via the Greater Salt Lake Municipal Service District and West Valley City. This will be the final segment of roadway reconstruction and widening between 5400 West and 5600 West. The scope of the project is to reconstruct the existing pavement, railroad crossing, and intersection widening. This project will also align east-west traffic movements across the intersection, to accommodate the additional turning lanes that are providing turning storage off of the RR crossing. The project was initially funded with federal community impact funds only, knowing that additional local funds needed to be added to complete the scope of this segment of the project.

DATE: March 21, 2024
AGENDA ITEM: 4c
SUBJECT: **ACTION:** Roadway Safety Resolution
PREPARED BY: Wayne Bennion, Director of Short Range Planning

BACKGROUND:

Over the past several months, WFRC staff and a consultant team have been leading a collaborative effort to develop a Comprehensive Safety Action Plan for all roadway users in the WFRC region. An analysis of safety needs was completed last fall, which included crash history, roadway risk factors, and input from communities throughout Weber, Davis, Salt Lake, Tooele, Morgan, and southern Box Elder counties. Strategies and project types to address these safety needs have recently been shared and discussed with communities at a series of 12 geographic focus area meetings. The needs analysis and recommended strategies, along with other elements of this planning effort are being documented in the [draft Comprehensive Safety Action Plan](#).

One of the primary purposes of the Action Plan is to make communities in the WFRC region eligible to apply for the federal Safe Streets and Roads for All (SS4A) discretionary grant program. It will be up to each local government to decide whether to apply for funding through SS4A to implement safety strategies and project types referenced in the Action Plan. The timelines associated with this program in 2024 have been accelerated and in order for local governments to apply for funding this spring, the Action Plan must be adopted by April 30. The consultant team has accelerated Plan development, and WFRC staff recommends that the WFRC Council delegate to Trans Com the authority to adopt the Comprehensive Safety Action Plan (CSAP) at their April 25 meeting. This would allow adequate time for review of the Plan before adoption. Trans Com has received several updates regarding the development of the CSAP in prior meetings.

Additionally, as part of the Action Plan, a resolution has been prepared for the Regional Council to establish a goal to work towards zero roadway fatalities and serious injuries. This resolution will affirm WFRC's commitment to improving roadway safety. Trans Com reviewed and unanimously recommended the adoption of this safety resolution in connection with their February 15 meeting.

RECOMMENDATION:

Trans Com and WFRC staff recommend that the Council make a motion "to adopt the resolution to work towards zero roadway fatalities and serious injuries, and delegate to Trans Com the authority to adopt the Comprehensive Safety Action Plan."

CONTACT PERSON:

Wayne Bennion, WFRC | 801 363-4230 x1112, wbennion@wfr.org

EXHIBIT:

Roadway Safety Resolution

**RESOLUTION OF THE WASATCH FRONT REGIONAL COUNCIL
ESTABLISHING THE GOAL TO WORK TOWARDS ZERO ROADWAY FATALITIES AND SERIOUS INJURIES**

WHEREAS the Wasatch Front Regional Council is the officially designated Metropolitan Planning Organization for the Salt Lake and Ogden-Layton Urban Areas; and

WHEREAS between 2018 and 2022, in the Wasatch Front Regional Council planning area, 619 people died and another 3,247 people were seriously injured due to roadway crashes; and

WHEREAS crashes that result in death or serious injury are largely preventable, and the Wasatch Front Regional Council acknowledges that the only acceptable goal is to eliminate deaths and serious injuries to all roadway users; and

WHEREAS having safe, user-friendly streets is one of the goals of the adopted 2023-2050 Wasatch Front Regional Council Regional Transportation Plan; and

WHEREAS creating safe, user-friendly streets will encourage active transportation, improving population health, air quality, and overall public well-being; and

WHEREAS the Wasatch Front Regional Council's Comprehensive Safety Action Plan presents the region's commitment and strategies to reducing deaths and serious injuries to all roadway users.

NOW, THEREFORE LET IT BE RESOLVED, by the Wasatch Front Regional Council:

1. Wasatch Front Regional Council supports proactively utilizing a "Safe System Approach" to improve safety for all roadway users, rather than relying on a reactive approach to address roadway fatalities or serious injuries, and
2. Wasatch Front Regional Council declares that any roadway fatality or serious injury is unacceptable and supports reasonable measures to prevent roadway crashes, and
3. Wasatch Front Regional Council establishes a goal of reducing deaths and serious injuries for all roadway users by 50% by the year 2040, and
4. Wasatch Front Regional Council establishes a goal of reducing roadway fatalities and serious injuries by 2.5% each year compared to the preceding three-year rolling average, and
5. Wasatch Front Regional Council will measure the progress towards these regional goals and will provide regional quantitative metrics that are reported annually.

Mayor Dawn Ramsey
Chair
Wasatch Front Regional Council

Andrew Gruber
Executive Director
Wasatch Front Regional Council

March 28, 2024

DATE: March 21, 2024
AGENDA ITEM: 4d
SUBJECT: Obligations of federal transportation funds during FFY 2023
PREPARED BY: Ben Wuthrich, Transportation Improvement Program Coordinator

BACKGROUND:

The Infrastructure Investment and Jobs Act (IIJA), the most recent federal transportation authorization bill approved November 2021, requires all metropolitan planning organizations (MPO), state transportation departments, and public transportation operators to cooperate in preparing a report of federal funds obligated during the immediately preceding year. The WFRC staff, with the help of UDOT and UTA, has prepared a report of obligated federal, and local and state match funding during federal fiscal year 2023 (October 1, 2022, through September 30, 2023). For the State of Utah, these federal funds currently represent about twenty percent of the total highway and transit revenues.

RECOMMENDATION:

This item is for information only.

CONTACT PERSON:

Ben Wuthrich (801) 363-4230 ext 1121

EXHIBITS:

Summary of FFY 2023 Funds Obligated

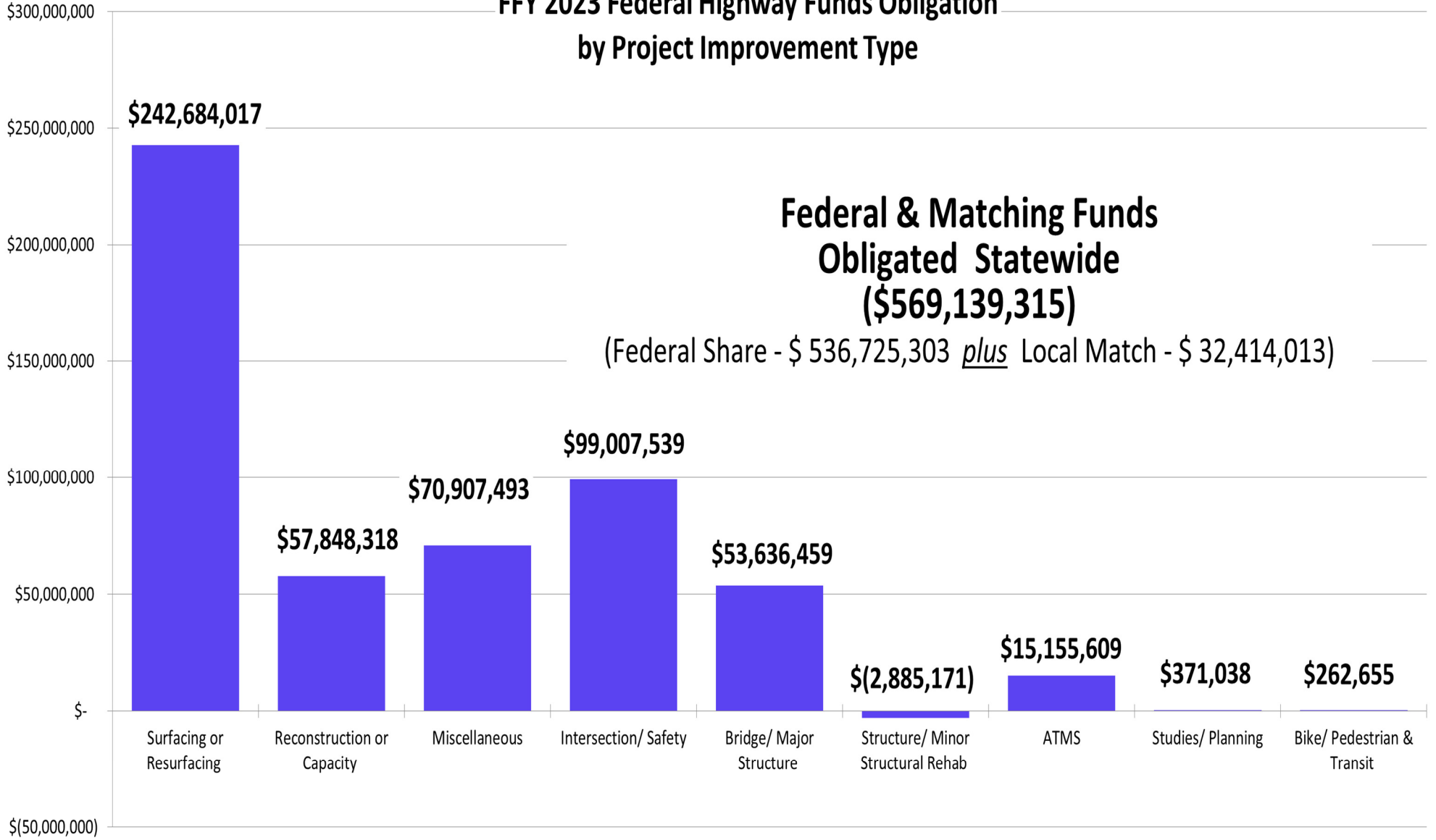
Obligation

The Federal Highway Administration (FHWA) defines “obligation” as the federal government’s legal commitment to reimburse the States or other entities for the Federal share of a project’s eligible costs.

IIJA (The Infrastructure Investment and Jobs Act), most commonly known as the Bipartisan Infrastructure Bill and originally in the House as the INVEST in America Act, is a United States federal statute enacted by the 117th United States Congress and signed into law by President Joe Biden on November 15, 2021, requires all metropolitan planning organizations (MPO), state transportation departments, and public transportation operators to cooperate in preparing a report of federal funds obligated during the immediately preceding year. The WFRC staff, with the help of UDOT and UTA, has prepared a report of obligated federal, and local and state match funding during federal fiscal year 2023 (October 1, 2022 through September 30, 2023).

Statewide

FFY 2023 Federal Highway Funds Obligation by Project Improvement Type



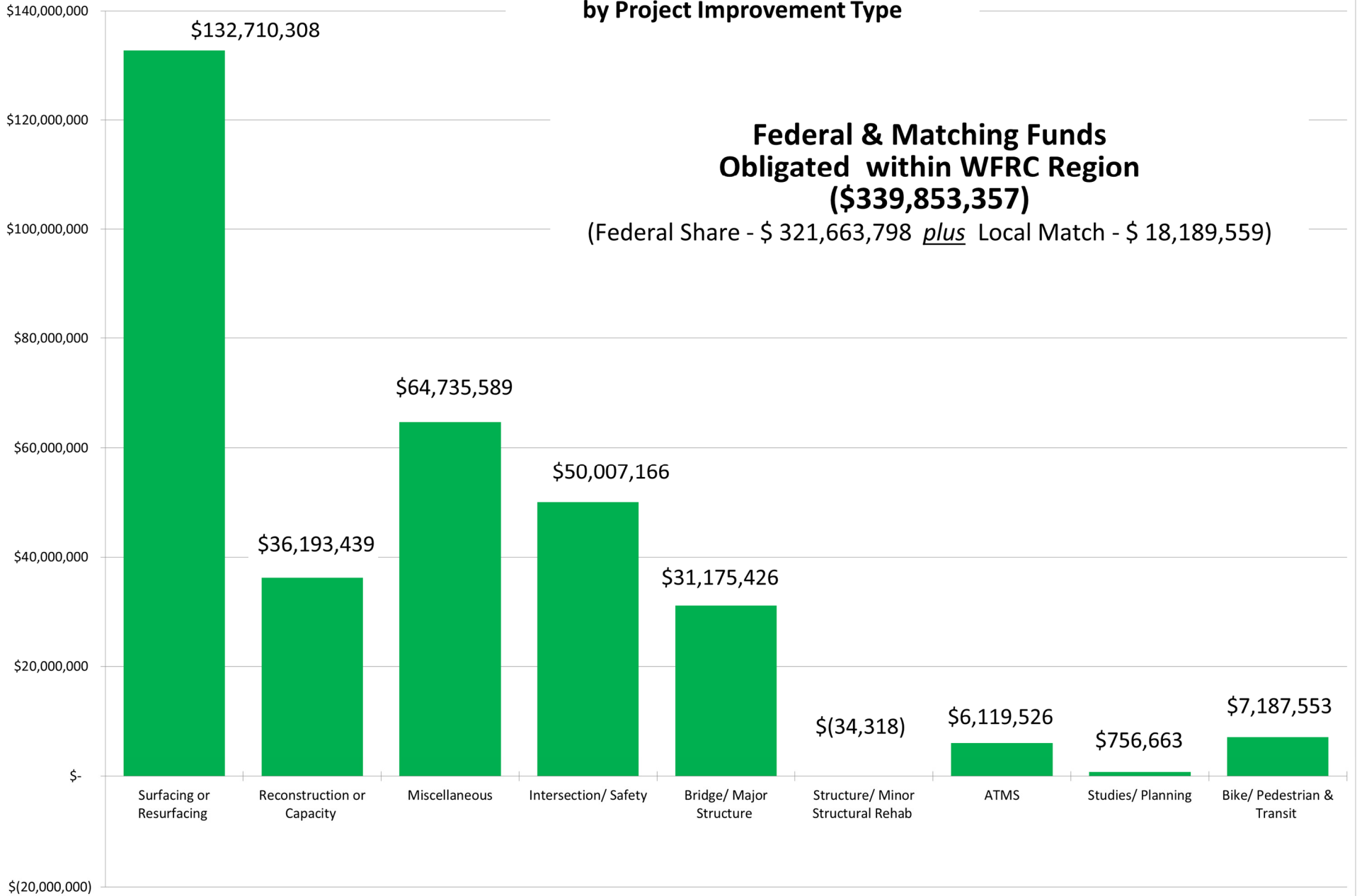
**Federal & Matching Funds
Obligated Statewide
(\$569,139,315)**

(Federal Share - \$ 536,725,303 *plus* Local Match - \$ 32,414,013)

WFRC Region
FFY 2023 Federal Highway Funds Obligation
by Project Improvement Type

Federal & Matching Funds
Obligated within WFRC Region
(\$339,853,357)

(Federal Share - \$ 321,663,798 *plus* Local Match - \$ 18,189,559)



WFRC Area
Federal Fiscal Year 2023 Projects
Obligated/ (De_Obligated)

Plan Fund Desc.	PIN	PIN Status	Index	Project Location	County	FMIS No.	PROJ_NO	FA	STATE	LOCAL	Total
10% THAT MAY BE USED ON SPECIFIC	20072	Close Out	Spot Improvement - Safety	Cnty:FA-2040; MP 13.85 - 14.10	SALT LAKE	F017088	F -ST99 (873	\$1,678,140	\$121,860	\$0	\$1,800,000
2019 STIC TECH INNOVATE DEPLOYMENT	18184	Closed	Other Study	N/A	VARIOUS	F015292	F -ST99 (659	(\$3,703)	\$0	\$0	(\$3,703)
2021 STIC TECH INNOVATION	20724	Abandoned	ATMS Project	N/A	STATEWIDE	F017778	F -R199 (365	\$40,000	\$0	\$0	\$40,000
2021 STIC TECH INNOVATION	20971	Active	other	N/A	VARIOUS	F018009	F -ST99 (889	\$60,000	\$0	\$0	\$60,000
2023 STIC TECH	21399	Active	Other	N/A	STATEWIDE	F018454	F -ST99 (949	\$100,000	\$25,000	\$0	\$125,000
BRIDGE FORMULA PROG MAIN W LOCAL MATCH	19475	Scoping	Structures Bridge Rehabilitation	Cnty:FA-1122; MP 5.21 - 5.39	BOX ELDER	F016480	F -R199 (319	\$167,814	\$0	\$12,186	\$180,000
BRIDGE FORMULA PROG MAIN W LOCAL MATCH	20812	Scoping	Structures Bridge Rehabilitation	Cnty:FA-2264; MP 1.18 - 1.29	SALT LAKE	F017864	F -2264 (2)	\$289,013	\$20,987	\$0	\$310,000
BRIDGE FORMULA PROG.- MAIN/OFF SYS.	21147	Scoping	Structures Bridge Rehabilitation	Two locally owned bridges (Elwood Town) off of the Federal Aid Highway System (003034F, 6000 W over Malad River) and (003037F, 8800 N over Malad River)	BOX ELDER	F018183	F -R199 (327	\$50,000	\$0	\$0	\$50,000
BRIDGE FORMULA PROG.- MAIN/OFF SYS.	20281	Advertised	Structures Bridge Rehabilitation	Local Non Federal Aid routes (Willow Green Circle and Cobble Canyon Lane), west of SR-210 - Two off-system bridges	SALT LAKE	F017309	F -R299 (457	\$201,000	\$0	\$0	\$201,000
BRIDGE FORMULA PROG.- MAIN/OFF SYS.	20810	Active	Structures Bridge Rehabilitation	Bridge Formula Program, structure 057028D, locally owned off-system bridge (Gramercy Ave over Ogden River)	WEBER	F017862	F -R199 (366	\$500,000	\$0	\$0	\$500,000
BRIDGE FORMULA PROGRAM - MAIN	17440	Active	Structures Bridge Rehabilitation	Cnty:FA-2122; MP 2.64 - 2.79	SALT LAKE	F014603	F -2122 (2)	\$104,837	\$7,613	\$0	\$112,450
BRIDGE FORMULA PROGRAM - MAIN	17371	Active	Structures Bridge Replacement	Cnty:FA-3462; MP 8.80 - 9.06	WEBER	F014537	F -3462 (7)	\$466,150	\$33,850	\$0	\$500,000
BRIDGE FORMULA PROGRAM - MAIN	17371	Active	Structures Bridge Replacement	Cnty:FA-3462; MP 8.80 - 9.06	WEBER	F014537	F -3462 (7)	\$186,460	\$13,540	\$0	\$200,000
BRIDGE FORMULA PROGRAM - OFF SYSTEM	21147	Scoping	Structures Bridge Rehabilitation	Two locally owned bridges (Elwood Town) off of the Federal Aid Highway System (003034F, 6000 W over Malad River) and (003037F, 8800 N over Malad River)	BOX ELDER	F018183	F -R199 (327	\$450,000	\$0	\$0	\$450,000
BRIDGE FORMULA PROGRAM - OFF SYSTEM	20126	Active	Structures Bridge Rehabilitation	4200 S over Jordan Canal - Off System Bridge (035118F)	SALT LAKE	F017148	F -R299 (430	\$65,000	\$0	\$0	\$65,000
BRIDGE FORMULA PROGRAM - OFF SYSTEM	20126	Active	Structures Bridge Rehabilitation	4200 S over Jordan Canal - Off System Bridge (035118F)	SALT LAKE	F017148	F -R299 (430	\$45,000	\$0	\$0	\$45,000
BRIDGE FORMULA PROGRAM - OFF SYSTEM	20281	Advertised	Structures Bridge Rehabilitation	Local Non Federal Aid routes (Willow Green Circle and Cobble Canyon Lane), west of SR-210 - Two off-system bridges	SALT LAKE	F017309	F -R299 (457	\$350,000	\$0	\$0	\$350,000

WFRC Area
Federal Fiscal Year 2023 Projects
Obligated/ (De_Obligated)

Plan Fund Desc.	PIN	PIN Status	Index	Project Location	County	FMIS No.	PROJ_NO	FA	STATE	LOCAL	Total
BRIDGE FORMULA PROGRAM - OFF SYSTEM	20281	Advertised	Structures Bridge Rehabilitation	Local Non Federal Aid routes (Willow Green Circle and Cobble Canyon Lane), west of SR-210 - Two off-system bridges	SALT LAKE	F017309	F -R299 (457	\$251,000	\$0	\$0	\$251,000
BRIDGE FORMULA PROGRAM - OFF SYSTEM	20281	Advertised	Structures Bridge Rehabilitation	Local Non Federal Aid routes (Willow Green Circle and Cobble Canyon Lane), west of SR-210 - Two off-system bridges	SALT LAKE	F017309	F -R299 (457	\$149,000	\$0	\$0	\$149,000
BRIDGE FORMULA PROGRAM - OFF SYSTEM	21005	Scoping	Structures Bridge Rehabilitation	Locally owned Off-System bridge as part of the Bridge Formula Program, 200 E over Mill Creek in South Salt Lake City, Non LRS Route	SALT LAKE	F018043	F -LC35 (0)	\$305,000	\$0	\$0	\$305,000
BRIDGE FORMULA PROGRAM - OFF SYSTEM	21005	Scoping	Structures Bridge Rehabilitation	Locally owned Off-System bridge as part of the Bridge Formula Program, 200 E over Mill Creek in South Salt Lake City, Non LRS Route	SALT LAKE	F018043	F -LC35 (0)	\$25,000	\$0	\$0	\$25,000
CARBON REDUCTION FOR O/L	20317	Scoping	Ped & Bike	Construct a Pedestrian Overpass Bridge to span the width of the Union Pacific/FrontRunner railway corridor and touch down immediately next to the FrontRunner Station	DAVIS	F017343	F -R199 (350	\$745,840	\$0	\$54,160	\$800,000
CARBON REDUCTION FOR O/L	20317	Scoping	Ped & Bike	Construct a Pedestrian Overpass Bridge to span the width of the Union Pacific/FrontRunner railway corridor and touch down immediately next to the FrontRunner Station	DAVIS	F017343	F -R199 (350	\$37,292	\$0	\$2,708	\$40,000
CARBON REDUCTION FOR O/L	16945	Active	Intersection Improvements	US-89; MP 407.72 - 408.08	WEBER	F014173	F -0089 (486	\$13,889	\$1,009	\$0	\$14,897
CARBON REDUCTION PROG. FLEX	21314	Active	Other	Carbon Reduction Strategy Plan	STATEWIDE	F018369	F -ST99 (940	\$233,075	\$16,925	\$0	\$250,000
CMAQ REDUCE PM 2.5 EMISSIONS	15917	Active	Intersection Improvements	SR-105; MP .66 - .85	DAVIS	F013215	F -0105 (8)	\$215,877	\$0	\$15,676	\$231,553
CMAQ REDUCE PM 2.5 EMISSIONS	8555	Closed	Signal and/or Lighting Project	Cnty:FA-2186; MP .09 - .09	SALT LAKE	F007015	F -LC35 (210	\$0	\$0	\$0	\$0
CMAQ REDUCE PM 2.5 EMISSIONS	11097	Closed	Trails and Bikepaths	Jordan River Trail - Gardner Village TRAX Station	SALT LAKE	F008713	F -LC35 (219	\$0	\$0	\$0	\$0
CMAQ REDUCE PM 2.5 EMISSIONS	15921	Region Review	Intersection Improvements	SR-173; MP 8.98 - 9.17	SALT LAKE	F013219	F -0173 (36)	\$964,371	\$0	\$70,029	\$1,034,400
CMAQ REDUCE PM 2.5 EMISSIONS	15921	Region Review	Intersection Improvements	SR-173; MP 8.98 - 9.17	SALT LAKE	F013219	F -0173 (36)	\$0	\$0	\$0	\$0
CMAQ REDUCE PM 2.5 EMISSIONS	14845	Close Out	ATMS Project	Selected Signals Downtown Ogden Area	WEBER	F012236	F -LC57 (42)	\$69,923	\$5,078	\$0	\$75,000
CMAQ REDUCE PM 2.5 EMISSIONS	16945	Active	Intersection Improvements	US-89; MP 407.72 - 408.08	WEBER	F014173	F -0089 (486	\$200,000	\$14,523	\$0	\$214,523
CMAQ REDUCE PM 2.5 EMISSIONS	16945	Active	Intersection Improvements	US-89; MP 407.72 - 408.08	WEBER	F014173	F -0089 (486	\$20,641	\$1,499	\$0	\$22,139
CMAQ WFRC @ 100 % PRO-RATA	12000	Close Out	Intersection Improvements	Cnty:FA-2218; MP .49 - .54 & Bengal Blvd & 2300 East Round-About	SALT LAKE	F009523	F -LC35 (247	\$0	\$0	\$0	\$0

WFRC Area
Federal Fiscal Year 2023 Projects
Obligated/ (De_Obligated)

Plan Fund Desc.	PIN	PIN Status	Index	Project Location	County	FMIS No.	PROJ_NO	FA	STATE	LOCAL	Total
CMAQ WFRC @ 100 % PRO-RATA	13631	Under Construction	Ped & Bike	Salt Lake City - Bike Share Expansion	SALT LAKE	F011086	F -LC35 (266	\$590,482	\$0	\$0	\$590,482
CONGESTION MITIGATION/AIR QUALITY (TOOEL	18877	Close Out	Ped & Bike	Cnty:FA-2653; MP 3.26 - 3.52 & Cnty:FA-2651; MP 1.48 - 1.92	TOOELE	F015914	F -R299 (400	\$9,238	\$0	\$671	\$9,909
CONGESTION MITIGATION/AIR QUALITY (WFRC)	15917	Active	Intersection Improvements	SR-105; MP .66 - .85	DAVIS	F013215	F -0105 (8):	\$63,814	\$0	\$4,634	\$68,447
CONGESTION MITIGATION/AIR QUALITY (WFRC)	19682	Region Review	Roadway Reconstruct - Without Widening	SR-273; MP 2.82 - 3.06	DAVIS	F016709	F -0273 (12):	\$652,420	\$47,376	\$0	\$699,796
CONGESTION MITIGATION/AIR QUALITY (WFRC)	19682	Region Review	Roadway Reconstruct - Without Widening	SR-273; MP 2.82 - 3.06	DAVIS	F016709	F -0273 (12):	\$93,756	\$6,808	\$0	\$100,564
CONGESTION MITIGATION/AIR QUALITY (WFRC)	12000	Close Out	Intersection Improvements	Cnty:FA-2218; MP .49 - .54 & Bengal Blvd & 2300 East Round-About	SALT LAKE	F009523	F -LC35 (247	\$0	\$0	\$0	\$0
CONGESTION MITIGATION/AIR QUALITY (WFRC)	13130	Contract Closed Out	Trails and Bikepaths	SR-140; MP .00 - .56 & 14600 South; Pony Express Rd to UPRR Bridge	SALT LAKE	F010575	F -LC35 (259	\$5,967	\$0	\$433	\$6,400
CONGESTION MITIGATION/AIR QUALITY (WFRC)	13130	Contract Closed Out	Trails and Bikepaths	SR-140; MP .00 - .56 & 14600 South; Pony Express Rd to UPRR Bridge	SALT LAKE	F010575	F -LC35 (259	(\$5,431)	\$0	(\$394)	(\$5,826)
CONGESTION MITIGATION/AIR QUALITY (WFRC)	14050	Scoping	ATMS Project	Connected Vehicle Deployment	SALT LAKE	F011478	F -LC35 (283	\$752,627	\$54,653	\$0	\$807,280
CONGESTION MITIGATION/AIR QUALITY (WFRC)	14050	Scoping	ATMS Project	Connected Vehicle Deployment	SALT LAKE	F011478	F -LC35 (283	\$347,561	\$25,239	\$0	\$372,800
CONGESTION MITIGATION/AIR QUALITY (WFRC)	14050	Scoping	ATMS Project	Connected Vehicle Deployment	SALT LAKE	F011478	F -LC35 (283	\$9,323	\$677	\$0	\$10,000
CONGESTION MITIGATION/AIR QUALITY (WFRC)	14050	Scoping	ATMS Project	Connected Vehicle Deployment	SALT LAKE	F011478	F -LC35 (283	(\$109,340)	(\$7,940)	\$0	(\$117,280)
CONGESTION MITIGATION/AIR QUALITY (WFRC)	14940	Scoping	Ped & Bike	Cnty:FA-2035; MP 6.00 - 6.51	SALT LAKE	F012330	F -LC35 (301	\$55,090	\$0	\$0	\$55,090
CONGESTION MITIGATION/AIR QUALITY (WFRC)	15920	Scoping	Signal and/or Lighting Project	349 South 200 East	SALT LAKE	F013218	F -R299 (273	\$111,876	\$0	\$8,124	\$120,000
CONGESTION MITIGATION/AIR QUALITY (WFRC)	17851	Awarded	Intersection Improvements	Cnty:FA-2098; MP 1.28 - 1.57	SALT LAKE	F014976	F -2098 (1):	\$1,585,805	\$0	\$115,155	\$1,700,960
CONGESTION MITIGATION/AIR QUALITY (WFRC)	17851	Awarded	Intersection Improvements	Cnty:FA-2098; MP 1.28 - 1.57	SALT LAKE	F014976	F -2098 (1):	\$279,690	\$0	\$20,310	\$300,000
CONGESTION MITIGATION/AIR QUALITY (WFRC)	17851	Awarded	Intersection Improvements	Cnty:FA-2098; MP 1.28 - 1.57	SALT LAKE	F014976	F -2098 (1):	\$262,909	\$0	\$19,091	\$282,000

WFRC Area

Federal Fiscal Year 2023 Projects
Obligated/ (De_Obligated)

Plan Fund Desc.	PIN	PIN Status	Index	Project Location	County	FMIS No.	PROJ_NO	FA	STATE	LOCAL	Total
CONGESTION MITIGATION/AIR QUALITY (WFRC)	17851	Awarded	Intersection Improvements	Cnty:FA-2098; MP 1.28 - 1.57	SALT LAKE	F014976	F -2098 (1)	\$51,354	\$0	\$3,729	\$55,083
CONGESTION MITIGATION/AIR QUALITY (WFRC)	17851	Awarded	Intersection Improvements	Cnty:FA-2098; MP 1.28 - 1.57	SALT LAKE	F014976	F -2098 (1)	\$36,826	\$0	\$2,674	\$39,500
CONGESTION MITIGATION/AIR QUALITY (WFRC)	12674	Closed	Roadway Reconstruct - With Widening	I-215; MP 27.44 - 27.44 & I-215; MP 25.63 - 28.50 & I-215; MP 25.63 - 28.50 & SR-68; MP 62.88 - 67.27	VARIOUS	F010155	F -0068 (97)	\$0	(\$0)	\$0	(\$0)
CONGESTION MITIGATION/AIR QUALITY (WFRC)	16443	Closed	Spot Improvement - Safety	I-80; MP 99.15 - 106.00	VARIOUS	F013693	F -180-2(75)	\$0	\$0	\$0	\$0
CONGESTION MITIGATION/AIR QUALITY (WFRC)	16946	Closed	Safe Sidewalk/ADA	Polk Avenue; 36th Street to Franklin	WEBER	F014174	F -LC57 (47)	\$16,200	\$0	\$1,176	\$17,377
CONGESTION MITIGATION/AIR QUALITY (WFRC)	16946	Closed	Safe Sidewalk/ADA	Polk Avenue; 36th Street to Franklin	WEBER	F014174	F -LC57 (47)	(\$16,200)	\$0	(\$1,176)	(\$17,377)
CRRSAA BILL - 2021 SALT LAKE	15911	Under Construction	Roadway Reconstruct - Without Widening	Cnty:FA-2180; MP .59 - 1.47	SALT LAKE	F013209	F -2180 (3)	\$2,394,005	\$0	\$0	\$2,394,005
CRRSAA FUND FOR 2021-OGDEN LAYTON	15917	Active	Intersection Improvements	SR-105; MP .66 - .85	DAVIS	F013215	F -0105 (8)	\$441,652	\$0	\$0	\$441,652
CRRSAA FUND FOR 2021-OGDEN LAYTON	15905	Scoping	Roadway Reconstruct - Without Widening	Cnty:FA-3370; MP .00 - .78	WEBER	F013203	F -3370 (1)	\$290,076	\$0	\$0	\$290,076
CRRSAA FUND FOR 2021-OGDEN LAYTON	20308	Scoping	Roadway Reconstruct - With Widening	Right of Way for the 400 North Bridge/ North Street Expansion and Commuter Rail Station/ Maintenance Facility	WEBER	F017334	F -R199 (349)	\$1,500,000	\$0	\$0	\$1,500,000
CRRSAA FUNDS FOR STATEWIDE	21159	Active	Other	N/A	STATEWIDE	F018194	F -ST99 (923)	\$34,472,436	\$0	\$0	\$34,472,436
CRRSAA FUNDS FOR STATEWIDE	18677	Under Construction	Spot Improvement - Safety	I-15; MP 285.14 - 291.72 & I-15; MP 285.14 - 289.90 & I-80; MP 98.60 - 116.70 & I-80; MP 98.60 - 116.70 & SR-201; MP .00 - 16.70 & SR-201; MP .00 - 16.70 & I-215; MP .00 - 1.69 & I-215; MP .00 - 1.69 & I-15; MP 326.49 - 330.85 & I-15; MP 326.41 -	VARIOUS	F015752	F -ST99 (799)	\$9,868,208	\$0	\$0	\$9,868,208
EARMARK - IM DISCRETIONARY (2010)	5941	Closed	Study	I-15; MP 343.00 - 343.10	WEBER	157235	IMD -15-7 (23)	(\$45,489)	(\$5,054)	\$0	(\$50,543)
EARMARK - IM DISCRETIONARY (2005)	5941	Closed	Study	I-15; MP 343.00 - 343.10	WEBER	157235	IMD -15-7 (23)	\$23,825	\$1,472	\$0	\$25,297
EARMARK - IM DISCRETIONARY (2005)	5941	Closed	Study	I-15; MP 343.00 - 343.10	WEBER	157235	IMD -15-7 (23)	(\$23,825)	(\$1,472)	\$0	(\$25,297)
EMERGENCY RELIEF - 2019 @ 93.23	17994	Closed	Roadway Reconstruct - With Widening	Various Locations - SR-210 and US-6 Emergency Project	VARIOUS	F015119	F -ST99 (635)	(\$15,194)	(\$1,103)	\$0	(\$16,297)
EMERGENCY RELIEVE FMIS FAST ACT	18873	Close Out	Structures Bridge Rehabilitation	SR-71; MP 13.16 - 13.33 & FROM UNION PARK AVE. TO I-215P; MP .10 - .23 & FROM SR-269 5TH SO. TO I-15N; MP .09 - .19 & I-15; MP 306.60 - 306.65	SALT LAKE	F015910	F -R299 (397)	\$42,148	\$3,061	\$0	\$45,208

WFRC Area
Federal Fiscal Year 2023 Projects
Obligated/ (De_Obligated)

Plan Fund Desc.	PIN	PIN Status	Index	Project Location	County	FMIS No.	PROJ_NO	FA	STATE	LOCAL	Total
FEDERAL AID MISCELLANEOUS	17279	Closed	Other	The AID grant will be used to capture data from multiple MBDC pilots on roadway projects that have yet to be selected	STATEWIDE	F014451	F -ST99 (571	(\$3,585)	(\$896)	\$0	(\$4,481)
FEDERAL AID MISCELLANEOUS	19442	Closed	Asset Management	Managed out of the TOC	VARIOUS	F016447	F -ST99 (751	(\$2,286)	(\$572)	\$0	(\$2,858)
FEDERAL AID MISCELLANEOUS	19575	Closed	Research	N/A	VARIOUS	F016580	F -ST99 (755	(\$363)	(\$91)	\$0	(\$454)
FTA MPO FUNDS @100 %	21189	Active	Other	N/A	VARIOUS	F018223	F -ST99 (930	\$881,435	\$0	\$0	\$881,435
FTA SEC_5304 GRANT @ 80%	17895	Closed	Transit Service	N/A	STATEWIDE	F015020	F -ST99 (625	(\$1,506,953)	\$0	\$0	(\$1,506,953)
FTA SEC_5304 GRANT @ 80%	19789	Active	Planning	N/A	STATEWIDE	F016815	F -ST99 (807	\$1,723,289	\$0	\$0	\$1,723,289
FTA SEC_5304 GRANT @ 80%	19789	Active	Planning	N/A	STATEWIDE	F016815	F -ST99 (807	\$311,261	\$0	\$0	\$311,261
FTA SEC_5304 GRANT @ 80%	19789	Active	Planning	N/A	STATEWIDE	F016815	F -ST99 (807	\$91,150	\$0	\$0	\$91,150
HIGHWAY IMPROVEMENT PROG. EARMARK	16595	Central Review	Structures Bridge Rehabilitation	Young Street Bridge and Connector Road	MORGAN	F013843	F -R199 (254	\$2,000,000	\$0	\$145,232	\$2,145,232
HIGHWAY IMPROVEMENT PROG. EARMARK	11085	Substantially Compl	Roadway Reconstruct - With Widening	Cnty:FA-2240; MP .00 - 2.01	SALT LAKE	F008701	F -2240 (2)	\$5,000,000	\$0	\$363,081	\$5,363,081
HIGHWAY IMPROVEMENT PROG. EARMARK	21130	Active	Roadway Reconstruct - With Widening	Cnty:FA-2240; MP .00 - .25	SALT LAKE	F018166	F -2240 (5)	\$186,460	\$0	\$13,540	\$200,000
HIGHWAY INFRASTRUCTURE - SALT LAKE	14831	Closed	Roadway Reconstruct - With Widening	Cnty:FA-2172; MP 3.53 - 5.79 & Cnty FA-2172; MP 3.707 - 5.579	SALT LAKE	F012228	F -LC35 (294	\$0	\$0	\$0	\$0
HIGHWAY INFRASTRUCTURE - SALT LAKE	15911	Under Construction	Roadway Reconstruct - Without Widening	Cnty:FA-2180; MP .59 - 1.47	SALT LAKE	F013209	F -2180 (3)	\$1,271,936	\$0	\$92,363	\$1,364,299
HIGHWAY INFRASTRUCTURE - SALT LAKE	15912	Scoping	Intersection Improvements	2810 South at 8000 West from 8000 West to 8058 West	SALT LAKE	F013210	F -LC35 (315	\$127,722	\$9,275	\$0	\$136,997
HIGHWAY INFRASTRUCTURE FUNDS	18443	Close Out	Roadway Reconstruct - Without Widening	SR-83; MP 19.01 - 30.73	BOX ELDER	F015530	F -0083 (7)	\$0	\$0	\$0	\$0
HIGHWAY INFRASTRUCTURE FUNDS	17892	Closed	Roadway Reconstruct - Without Widening	SR-201; MP 1.90 - 2.70 & SR-201; MP 1.90 - 2.70	SALT LAKE	F015017	F -0201 (45	(\$14,037)	(\$1,019)	\$0	(\$15,056)
HIGHWAY INFRASTRUCTURE - OGDEN/LAYTON	17429	Under Construction	Roadway Reconstruct - Without Widening	SR-67; MP 4.84 - 11.55	DAVIS	F014592	F -0067 (36	\$428,858	\$31,142	\$0	\$460,000

WFRC Area
Federal Fiscal Year 2023 Projects
Obligated/ (De_Obligated)

Plan Fund Desc.	PIN	PIN Status	Index	Project Location	County	FMIS No.	PROJ_NO	FA	STATE	LOCAL	Total
HIGHWAY INFRATRUCTURE - OGDEN/LAYTON	17429	Under Construction	Roadway Reconstruct - Without Widening	SR-67; MP 4.84 - 11.55	DAVIS	F014592	F -0067 (36)	\$319,494	\$23,200	\$0	\$342,694
HIGHWAY SAFETY IMPROVEMENT PROGAM	19991	Active	Spot Improvement - Safety	I-15; MP 380.00 - 400.59 & I-15; MP 380.00 - 400.59	BOX ELDER	F017008	F -115-8(175)	\$121,199	\$8,801	\$0	\$130,000
HIGHWAY SAFETY IMPROVEMENT PROGAM	19991	Active	Spot Improvement - Safety	I-15; MP 380.00 - 400.59 & I-15; MP 380.00 - 400.59	BOX ELDER	F017008	F -115-8(175)	\$4,662	\$339	\$0	\$5,000
HIGHWAY SAFETY IMPROVEMENT PROGAM	17429	Under Construction	Roadway Reconstruct - Without Widening	SR-67; MP 4.84 - 11.55	DAVIS	F014592	F -0067 (36)	\$1,140,203	\$82,797	\$0	\$1,223,000
HIGHWAY SAFETY IMPROVEMENT PROGAM	18291	Closed	Spot Improvement - Safety	SR-232; MP .30 - 2.20	DAVIS	F015389	F -0232 (13)	\$5,519	\$401	\$0	\$5,920
HIGHWAY SAFETY IMPROVEMENT PROGAM	18291	Closed	Spot Improvement - Safety	SR-232; MP .30 - 2.20	DAVIS	F015389	F -0232 (13)	(\$8,505)	(\$618)	\$0	(\$9,123)
HIGHWAY SAFETY IMPROVEMENT PROGAM	18292	Central Review	Spot Improvement - Safety	SR-193; MP 6.00 - 7.70	DAVIS	F015390	F -0193 (27)	\$617,719	\$44,856	\$0	\$662,575
HIGHWAY SAFETY IMPROVEMENT PROGAM	18292	Central Review	Spot Improvement - Safety	SR-193; MP 6.00 - 7.70	DAVIS	F015390	F -0193 (27)	\$190,180	\$13,810	\$0	\$203,990
HIGHWAY SAFETY IMPROVEMENT PROGAM	18292	Central Review	Spot Improvement - Safety	SR-193; MP 6.00 - 7.70	DAVIS	F015390	F -0193 (27)	(\$243,153)	(\$17,657)	\$0	(\$260,810)
HIGHWAY SAFETY IMPROVEMENT PROGAM	18293	Advertised	Spot Improvement - Safety	SR-67; MP .48 - 11.50	DAVIS	F015391	F -0067 (34)	\$275,681	\$20,019	\$0	\$295,700
HIGHWAY SAFETY IMPROVEMENT PROGAM	18293	Advertised	Spot Improvement - Safety	SR-67; MP .48 - 11.50	DAVIS	F015391	F -0067 (34)	\$18,646	\$1,354	\$0	\$20,000
HIGHWAY SAFETY IMPROVEMENT PROGAM	18293	Advertised	Spot Improvement - Safety	SR-67; MP .48 - 11.50	DAVIS	F015391	F -0067 (34)	\$8,670	\$630	\$0	\$9,300
HIGHWAY SAFETY IMPROVEMENT PROGAM	14473	Active	safety	Cnty:FA-2040; MP 13.73 - 14.03	SALT LAKE	F011886	F -ST99 (81)	\$839,070	\$60,930	\$0	\$900,000
HIGHWAY SAFETY IMPROVEMENT PROGAM	14473	Active	safety	Cnty:FA-2040; MP 13.73 - 14.03	SALT LAKE	F011886	F -ST99 (81)	\$671,256	\$48,744	\$0	\$720,000
HIGHWAY SAFETY IMPROVEMENT PROGAM	14473	Active	safety	Cnty:FA-2040; MP 13.73 - 14.03	SALT LAKE	F011886	F -ST99 (81)	\$20,511	\$1,489	\$0	\$22,000
HIGHWAY SAFETY IMPROVEMENT PROGAM	14473	Active	safety	Cnty:FA-2040; MP 13.73 - 14.03	SALT LAKE	F011886	F -ST99 (81)	\$4,662	\$339	\$0	\$5,000
HIGHWAY SAFETY IMPROVEMENT PROGAM	16330	Closed	Spot Improvement - Safety	Cnty:FA-2040; MP 13.83 - 13.95	SALT LAKE	F013594	F -ST99 (795)	(\$147)	(\$11)	\$0	(\$158)

WFRC Area
Federal Fiscal Year 2023 Projects
Obligated/ (De_Obligated)

Plan Fund Desc.	PIN	PIN Status	Index	Project Location	County	FMIS No.	PROJ_NO	FA	STATE	LOCAL	Total
HIGHWAY SAFETY IMPROVEMENT PROGAM	16331	Active	Spot Improvement - Safety	Cnty:FA-2040; MP 13.82 - 13.95	SALT LAKE	F013595	F -ST99 (682	\$75,516	\$5,484	\$0	\$81,000
HIGHWAY SAFETY IMPROVEMENT PROGAM	16331	Active	Spot Improvement - Safety	Cnty:FA-2040; MP 13.82 - 13.95	SALT LAKE	F013595	F -ST99 (682	\$55,938	\$4,062	\$0	\$60,000
HIGHWAY SAFETY IMPROVEMENT PROGAM	17330	Closed	Spot Improvement - Safety	SR-85; MP 3.53 - 20.84 & SR-85; MP 3.53 - 20.84	SALT LAKE	F014497	F -0085 (18	\$17,553	\$1,275	\$0	\$18,828
HIGHWAY SAFETY IMPROVEMENT PROGAM	17330	Closed	Spot Improvement - Safety	SR-85; MP 3.53 - 20.84 & SR-85; MP 3.53 - 20.84	SALT LAKE	F014497	F -0085 (18	(\$57,585)	(\$4,182)	\$0	(\$61,767)
HIGHWAY SAFETY IMPROVEMENT PROGAM	19284	Under Construction	Spot Improvement - Safety	SR-209; MP 6.01 - 12.06 & US-89; MP 363.77 - 381.30 & SR-173; MP 5.01 - 8.00	SALT LAKE	F016305	F -R299 (459	\$1,275,285	\$92,606	\$0	\$1,367,891
HIGHWAY SAFETY IMPROVEMENT PROGAM	19320	Active	Spot Improvement - Safety	Cnty:FA-2040; MP 13.77 - 14.02	SALT LAKE	F016340	F -ST99 (933	\$1,957,830	\$142,170	\$0	\$2,100,000
HIGHWAY SAFETY IMPROVEMENT PROGAM	19322	Active	Spot Improvement - Safety	Cnty:FA-2040; MP 13.78 - 14.04	SALT LAKE	F016342	F -ST99 (893	\$83,907	\$6,093	\$0	\$90,000
HIGHWAY SAFETY IMPROVEMENT PROGAM	19721	Close Out	Spot Improvement - Safety	Cnty:FA-2040; MP 13.76 - 14.02	SALT LAKE	F016748	F -R199 (338	\$37,292	\$2,708	\$0	\$40,000
HIGHWAY SAFETY IMPROVEMENT PROGAM	19722	Close Out	Spot Improvement - Safety	Cnty:FA-2040; MP 13.76 - 14.03	SALT LAKE	F016749	F -R299 (424	\$37,292	\$2,708	\$0	\$40,000
HIGHWAY SAFETY IMPROVEMENT PROGAM	19723	Close Out	Spot Improvement - Safety	Cnty:FA-2040; MP 13.75 - 14.03	SALT LAKE	F016750	F -R399 (406	\$37,292	\$2,708	\$0	\$40,000
HIGHWAY SAFETY IMPROVEMENT PROGAM	19725	Close Out	Spot Improvement - Safety	Cnty:FA-2040; MP 13.75 - 14.03	SALT LAKE	F016752	F -R499 (421	\$37,292	\$2,708	\$0	\$40,000
HIGHWAY SAFETY IMPROVEMENT PROGAM	20668	Active	Spot Improvement - Safety	Cnty:FA-2040; MP 13.84 - 14.11	SALT LAKE	F017709	F -ST99 (881	\$24,240	\$1,760	\$0	\$26,000
HIGHWAY SAFETY IMPROVEMENT PROGAM	20668	Active	Spot Improvement - Safety	Cnty:FA-2040; MP 13.84 - 14.11	SALT LAKE	F017709	F -ST99 (881	\$932	\$68	\$0	\$1,000
HIGHWAY SAFETY IMPROVEMENT PROGAM	20921	Scoping	Spot Improvement - Safety	Preconstruction Services	SALT LAKE	F017970	F -R299 (568	\$379,330	\$27,545	\$0	\$406,875
HIGHWAY SAFETY IMPROVEMENT PROGAM	12668	Closed	Other	Statewide; Staffing Support	STATEWIDE	F010149	F -ST99 (262	(\$13,012)	(\$945)	\$0	(\$13,957)
HIGHWAY SAFETY IMPROVEMENT PROGAM	16314	Closed	Spot Improvement - Safety	I-80; MP 80.00 - 90.00 & I-80; MP 80.00 - 90.00 & I-80; MP 38.00 - 50.00 & I-80; MP 38.00 - 50.00	TOOELE	F013579	F -I80-2(72	(\$107,214)	(\$7,786)	\$0	(\$115,000)
HIGHWAY SAFETY IMPROVEMENT PROGAM	16430	Close Out	Spot Improvement - Safety	I-80; MP .00 - 20.00 & I-80; MP .00 - 20.00	TOOELE	F013682	F -I80-1(66	(\$305,836)	(\$22,209)	\$0	(\$328,045)

WFRC Area
Federal Fiscal Year 2023 Projects
Obligated/ (De_Obligated)

Plan Fund Desc.	PIN	PIN Status	Index	Project Location	County	FMIS No.	PROJ_NO	FA	STATE	LOCAL	Total
HIGHWAY SAFETY IMPROVEMENT PROGAM	18296	Region Review	Spot Improvement - Safety	SR-36; MP 62.89 - 65.12	TOOELE	F015394	F -0036 (52)	\$796,995	\$57,875	\$0	\$854,869
HIGHWAY SAFETY IMPROVEMENT PROGAM	18296	Region Review	Spot Improvement - Safety	SR-36; MP 62.89 - 65.12	TOOELE	F015394	F -0036 (52)	\$86,705	\$6,296	\$0	\$93,001
HIGHWAY SAFETY IMPROVEMENT PROGAM	15283	Close Out	Spot Improvement - Safety	I-84; MP 88.30 - 109.30	VARIOUS	F012684	F -184-6(138)	\$83,136	\$6,037	\$0	\$89,173
HIGHWAY SAFETY IMPROVEMENT PROGAM	15283	Close Out	Spot Improvement - Safety	I-84; MP 88.30 - 109.30	VARIOUS	F012684	F -184-6(138)	\$1,865	\$135	\$0	\$2,000
HIGHWAY SAFETY IMPROVEMENT PROGAM	15283	Close Out	Spot Improvement - Safety	I-84; MP 88.30 - 109.30	VARIOUS	F012684	F -184-6(138)	(\$332,600)	(\$24,152)	\$0	(\$356,752)
HIGHWAY SAFETY IMPROVEMENT PROGAM	16443	Closed	Spot Improvement - Safety	I-80; MP 99.15 - 106.00	VARIOUS	F013693	F -180-2(75)	\$0	(\$0)	\$0	(\$0)
HIGHWAY SAFETY IMPROVEMENT PROGAM	16629	Close Out	Spot Improvement - Safety	I-15; MP 64.00 - 188.00 & I-15; MP 64.00 - 188.00	VARIOUS	F013877	F -115-3(48)	\$93,230	\$6,770	\$0	\$100,000
HIGHWAY SAFETY IMPROVEMENT PROGAM	16629	Close Out	Spot Improvement - Safety	I-15; MP 64.00 - 188.00 & I-15; MP 64.00 - 188.00	VARIOUS	F013877	F -115-3(48)	\$0	\$0	\$0	\$0
HIGHWAY SAFETY IMPROVEMENT PROGAM	17741	Closed	Spot Improvement - Safety	SR-39; MP 25.24 - 25.24 & SR-39; MP 23.40 - 23.40 & SR-39; MP 23.43 - 23.43 & SR-39; MP 22.66 - 22.66 & SR-39; MP 25.64 - 25.64 & SR-23; MP 2.18 - 2.18 & SR-23; MP 2.31 - 2.31 & I-15; MP 379.66 - 379.66 & SR-53; MP 33 - 33 & SR-53; MP 43 - 43	VARIOUS	F014876	F -R199 (265)	\$15,628	\$1,135	\$0	\$16,763
HIGHWAY SAFETY IMPROVEMENT PROGAM	17741	Closed	Spot Improvement - Safety	SR-39; MP 25.24 - 25.24 & SR-39; MP 23.40 - 23.40 & SR-39; MP 23.43 - 23.43 & SR-39; MP 22.66 - 22.66 & SR-39; MP 25.64 - 25.64 & SR-23; MP 2.18 - 2.18 & SR-23; MP 2.31 - 2.31 & I-15; MP 379.66 - 379.66 & SR-53; MP 33 - 33 & SR-53; MP 43 - 43	VARIOUS	F014876	F -R199 (265)	(\$98,849)	(\$7,178)	\$0	(\$106,028)
HIGHWAY SAFETY IMPROVEMENT PROGAM	18297	Region Review	Spot Improvement - Safety	SR-201; MP .00 - 10.00	VARIOUS	F015395	F -0201 (50)	\$2,178,412	\$158,188	\$0	\$2,336,600
HIGHWAY SAFETY IMPROVEMENT PROGAM	18297	Region Review	Spot Improvement - Safety	SR-201; MP .00 - 10.00	VARIOUS	F015395	F -0201 (50)	\$279,690	\$20,310	\$0	\$300,000
HIGHWAY SAFETY IMPROVEMENT PROGAM	18297	Region Review	Spot Improvement - Safety	SR-201; MP .00 - 10.00	VARIOUS	F015395	F -0201 (50)	(\$370,238)	(\$26,885)	\$0	(\$397,123)
HIGHWAY SAFETY IMPROVEMENT PROGAM	18298	Closed	Spot Improvement - Safety	I-15; MP 194.14 - 229.23 & I-15; MP 194.14 - 229.23	VARIOUS	F015396	F -115-5(53)	(\$917,524)	(\$66,627)	\$0	(\$984,151)
HIGHWAY SAFETY IMPROVEMENT PROGAM	18301	Close Out	Spot Improvement - Safety	I-15; MP 181.00 - 186.20 & I-15; MP 57.00 - 62.40	VARIOUS	F015399	F -15-2 (88)	\$2,061,918	\$149,728	\$0	\$2,211,647
HIGHWAY SAFETY IMPROVEMENT PROGAM	18302	Awarded	Spot Improvement - Safety	I-70; MP 75.30 - 76.30 & I-70; MP 135.00 - 140.00	VARIOUS	F015400	F -170-2(61)	\$2,256,166	\$163,834	\$0	\$2,420,000
HIGHWAY SAFETY IMPROVEMENT PROGAM	18302	Awarded	Spot Improvement - Safety	I-70; MP 75.30 - 76.30 & I-70; MP 135.00 - 140.00	VARIOUS	F015400	F -170-2(61)	\$307,659	\$22,341	\$0	\$330,000

WFRC Area
Federal Fiscal Year 2023 Projects
Obligated/ (De_Obligated)

Plan Fund Desc.	PIN	PIN Status	Index	Project Location	County	FMIS No.	PROJ_NO	FA	STATE	LOCAL	Total
HIGHWAY SAFETY IMPROVEMENT PROGAM	18302	Awarded	Spot Improvement - Safety	I-70; MP 75.30 - 76.30 & I-70; MP 135.00 - 140.00	VARIOUS	F015400	F -I70-2(61)	\$46,615	\$3,385	\$0	\$50,000
HIGHWAY SAFETY IMPROVEMENT PROGAM	18302	Awarded	Spot Improvement - Safety	I-70; MP 75.30 - 76.30 & I-70; MP 135.00 - 140.00	VARIOUS	F015400	F -I70-2(61)	(\$246,408)	(\$17,893)	\$0	(\$264,301)
HIGHWAY SAFETY IMPROVEMENT PROGAM	19281	Advertised	Spot Improvement - Safety	SR-68; MP 36.10 - 63.00	VARIOUS	F016302	F -0068 (142)	\$1,825,727	\$132,577	\$0	\$1,958,304
HIGHWAY SAFETY IMPROVEMENT PROGAM	19281	Advertised	Spot Improvement - Safety	SR-68; MP 36.10 - 63.00	VARIOUS	F016302	F -0068 (142)	\$11,886	\$863	\$0	\$12,749
HIGHWAY SAFETY IMPROVEMENT PROGAM	19990	Awarded	Spot Improvement - Safety	SR-39; MP 8.80 - 44.50	VARIOUS	F017007	F -0039 (48)	\$107,215	\$7,786	\$0	\$115,000
HIGHWAY SAFETY IMPROVEMENT PROGAM	20805	Physically Complete	Spot Improvement - Safety	US-6; MP 210.35 - 211.00	VARIOUS	F017857	F -0006 (246)	\$744,245	\$54,044	\$0	\$798,290
HIGHWAY SAFETY IMPROVEMENT PROGAM	20805	Physically Complete	Spot Improvement - Safety	US-6; MP 210.35 - 211.00	VARIOUS	F017857	F -0006 (246)	\$55,285	\$4,015	\$0	\$59,300
HIGHWAY SAFETY IMPROVEMENT PROGAM	20805	Physically Complete	Spot Improvement - Safety	US-6; MP 210.35 - 211.00	VARIOUS	F017857	F -0006 (246)	\$0	\$0	\$0	\$0
HIGHWAY SAFETY IMPROVEMENT PROGAM	16668	Close Out	Intersection Improvements	SR-97; MP .80 - 1.20	WEBER	F013916	F -0097 (16)	(\$499,325)	(\$36,259)	\$0	(\$535,584)
HIGHWAY SAFETY IMPROVEMENT PROGAM	17510	Under Construction	Spot Improvement - Safety	Cnty:FA-3318; MP 1.11 - 1.17 & SR-126; MP 10.68 - 10.78	WEBER	F014671	F -0126 (41)	\$33,563	\$2,437	\$0	\$36,000
HIGHWAY SAFETY IMPROVEMENT PROGAM	19667	Scoping	Spot Improvement - Safety	SR-39; MP 19.20 - 19.60	WEBER	F016694	F -0039 (43)	\$1,305,220	\$94,780	\$0	\$1,400,000
HIGHWAY SAFETY IMPROVEMENT PROGAM	19988	Under Construction	Spot Improvement - Safety	SR-204; MP 1.23 - 1.95	WEBER	F017005	F -0204 (23)	\$372,918	\$27,080	\$0	\$399,998
HIGHWAY SAFETY IMPROVEMENT PROGAM	19988	Under Construction	Spot Improvement - Safety	SR-204; MP 1.23 - 1.95	WEBER	F017005	F -0204 (23)	\$44,750	\$3,250	\$0	\$48,000
NATIONAL ELECTRIC VEHICLE INFRASTRUCTURE	20123	Active	ATMS Project	National Electric Vehicle Charging Program Plan	STATEWIDE	F017145	F -ST99 (821)	\$655,208	\$163,802	\$0	\$819,010
NATIONAL HIGHWAY FREIGHT PROGRAM	21204	Awarded	Other	I-80; MP 2.19 - 2.29 & I-80; MP 3.92 - 3.93 & US-191; MP 73.36 - 73.46 & I-70; MP 186.50 - 186.65 & Weigh in Motion (WIM) Stations at Various Locations	VARIOUS	F018235	F -ST99 (931)	\$4,118,920	\$299,100	\$0	\$4,418,020
NAT'L ELECTRIC VEHICLE INFRASTRUCTURE	20706	Active	ATMS Project	National Electric Vehicle Infrastructure Formula Phase I, Region 1	REGION	F017761	F -R199 (364)	\$2,620,830	\$0	\$0	\$2,620,830
NAT'L ELECTRIC VEHICLE INFRASTRUCTURE	20707	Active	ATMS Project	National Electric Vehicle Infrastructure Formula Phase I, Region 2	REGION	F017762	F -R299 (464)	\$1,834,581	\$0	\$0	\$1,834,581

WFRC Area

Federal Fiscal Year 2023 Projects
Obligated/ (De_Obligated)

Plan Fund Desc.	PIN	PIN Status	Index	Project Location	County	FMIS No.	PROJ_NO	FA	STATE	LOCAL	Total
NAT'L HIGHWAY PERFORM PROG. BRIDGE ON	18257	Active	Structures Bridge Rehabilitation	POCATELLO/VALLEY - OVERPASS; MP .00 - .25 & BOTHWELL INT. - OVERPASS; MP .00 - .12 & SR-102; MP 14.00 - 14.49	BOX ELDER	F015361	F -184-4(7)C	\$1,872,991	\$136,009	\$0	\$2,009,000
NAT'L HIGHWAY PERFORM PROG. BRIDGE ON	12418	Under Construction	Structures Bridge Rehabilitation	40TH WEST / NORTH TEMPLE; MP .94 - 1.73 & I-80; MP 112.00 - 116.59 & FROM SR-186 TO SR-154 AIRPORT; MP .34 - .57 & I-80; MP 112.00 - 116.60 & FROM I-215N; MP .82 - 1.25 & TO SR-154 - AIRPORT; MP .00 - .86 & From SR-186 & I-80N to Airport; MP 40TH WEST / NORTH TEMPLE; MP .94 - 1.73 & I-80; MP 112.00 -	SALT LAKE	F009905	F -R299 (27C	\$3,775,815	\$274,185	\$0	\$4,050,000
NAT'L HIGHWAY PERFORM PROG. BRIDGE ON	12418	Under Construction	Structures Bridge Rehabilitation	116.59 & FROM SR-186 TO SR-154 AIRPORT; MP .34 - .57 & I-80; MP 112.00 - 116.60 & FROM I-215N; MP .82 - 1.25 & TO SR-154 - AIRPORT; MP .00 - .86 & From SR-186 & I-80N to Airport; MP	SALT LAKE	F009905	F -R299 (27C	\$167,814	\$12,186	\$0	\$180,000
NAT'L HIGHWAY PERFORM PROG. BRIDGE ON	13585	Closed	Roadway Reconstruct - With Widening	SR-151; MP 1.89 - 4.03	SALT LAKE	F011042	F -0151 (77)	\$0	\$0	\$0	\$0
NAT'L HIGHWAY PERFORM PROG. BRIDGE ON	15109	Scoping	Asset Management	SR-317; MP .67 - .68 & Various locations throughout the state	SALT LAKE	F012516	F -ST99 (433	\$139,845	\$10,155	\$0	\$150,000
NAT'L HIGHWAY PERFORM PROG. BRIDGE ON	15935	Close Out	Structures Bridge Rehabilitation	I-80; MP 116.31 - 116.46 & I-80; MP 116.31 - 116.46	SALT LAKE	F013233	F -180-3(196	\$0	\$0	\$0	\$0
NAT'L HIGHWAY PERFORM PROG. BRIDGE ON	19504	Active	Structures Bridge Rehabilitation	SR-201; MP 13.67 - 13.92 & SR-172; MP 9.00 - 9.22	SALT LAKE	F016509	F -0201 (56)	\$885,685	\$64,315	\$0	\$950,000
NAT'L HIGHWAY PERFORM PROG. BRIDGE ON	19504	Active	Structures Bridge Rehabilitation	SR-201; MP 13.67 - 13.92 & SR-172; MP 9.00 - 9.22	SALT LAKE	F016509	F -0201 (56)	\$372,920	\$27,080	\$0	\$400,000
NAT'L HIGHWAY PERFORM PROG. BRIDGE ON	14264	Active	Structures Bridge Rehabilitation	I-84; MP 90.67 - 91.18 & I-84; MP 90.67 - 91.18	VARIOUS	F011687	F -184-6(131	\$652,610	\$47,390	\$0	\$700,000
NAT'L HIGHWAY PERFORM PROG. BRIDGE ON	14264	Active	Structures Bridge Rehabilitation	I-84; MP 90.67 - 91.18 & I-84; MP 90.67 - 91.18	VARIOUS	F011687	F -184-6(131	\$93,230	\$6,770	\$0	\$100,000
NAT'L HIGHWAY PERFORM PROG. BRIDGE ON	12446	Contract Closed Out	Structures Bridge Rehabilitation	SR-39; MP 8.89 - 13.42	WEBER	F009933	F -0039 (32)	\$0	\$0	\$0	\$0
NAT'L HIGHWAY PERFORM PROG. BRIDGE ON	14263	Close Out	Structures Bridge Rehabilitation	SR-53; MP .87 - 1.66	WEBER	F011686	F -0053 (20)	\$0	\$0	\$0	\$0
NAT'L HIGHWAY PERFORM PROG. BRIDGE ON	19919	Scoping	Structures Bridge Rehabilitation	I-84; MP 81.18 - 81.26 & Cnty:FA-3316; MP .62 - .72	WEBER	F016938	F -184-6(148	\$9,323	\$677	\$0	\$10,000
NAT'L HIGHWAY PERFORM PROG. BRIDGE ON	20008	Contract Closed Out	Spot Improvement - Safety	I-15; MP 340.00 - 341.00	WEBER	F017025	F -115-8(169	\$139,845	\$10,155	\$0	\$150,000
NAT'L HIGHWAY PERFORM PROG. NHS ROUTES	15677	Scoping	Roadway Reconstruct - Without Widening	US-89; MP 423.22 - 430.13	BOX ELDER	F013038	F -0089 (456	\$2,517,210	\$182,790	\$0	\$2,700,000
NAT'L HIGHWAY PERFORM PROG. NHS ROUTES	17418	Under Construction	Reconstruct - Without Widening	US-91; MP .00 - 2.00	BOX ELDER	F014581	F -0091 (105	\$186,460	\$13,540	\$0	\$200,000
NAT'L HIGHWAY PERFORM PROG. NHS ROUTES	18939	Closed	Reconstruct - Without Widening	I-15; MP 352.03 - 362.02	BOX ELDER	F015976	F -115-8(167	(\$8,916)	(\$647)	\$0	(\$9,563)

WFRC Area
Federal Fiscal Year 2023 Projects
Obligated/ (De_Obligated)

Plan Fund Desc.	PIN	PIN Status	Index	Project Location	County	FMIS No.	PROJ_NO	FA	STATE	LOCAL	Total
NAT'L HIGHWAY PERFORM PROG. NHS ROUTES	15489	Closed	Roadway Preventative Maintenance	US-89; MP 395.59 - 397.12	DAVIS	F012870	F -0089 (511	(\$107,075)	(\$7,775)	\$0	(\$114,851)
NAT'L HIGHWAY PERFORM PROG. NHS ROUTES	19875	Close Out	Roadway Preventative Maintenance	US-89; MP 397.11 - 398.11	DAVIS	F016894	F -0089 (565	(\$308,521)	(\$22,404)	\$0	(\$330,925)
NAT'L HIGHWAY PERFORM PROG. NHS ROUTES	20007	Under Construction	Spot Improvement - Safety	I-84; MP 94.46 - 97.26	MORGAN	F017024	F -184-5(54)	\$184,718	\$13,414	\$0	\$198,132
NAT'L HIGHWAY PERFORM PROG. NHS ROUTES	20007	Under Construction	Spot Improvement - Safety	I-84; MP 94.46 - 97.26	MORGAN	F017024	F -184-5(54)	(\$179,999)	(\$13,071)	\$0	(\$193,070)
NAT'L HIGHWAY PERFORM PROG. NHS ROUTES	13585	Closed	Roadway Reconstruct - With Widening	SR-151; MP 1.89 - 4.03	SALT LAKE	F011042	F -0151 (77	\$335,505	\$24,363	\$0	\$359,868
NAT'L HIGHWAY PERFORM PROG. NHS ROUTES	13585	Closed	Roadway Reconstruct - With Widening	SR-151; MP 1.89 - 4.03	SALT LAKE	F011042	F -0151 (77	(\$354,800)	(\$25,764)	\$0	(\$380,564)
NAT'L HIGHWAY PERFORM PROG. NHS ROUTES	15202	Closed	Roadway Reconstruct - With Widening	SR-201; MP 7.68 - 8.68 & Frontage Road on South Side SR 201 from 7200 West to 8000 West	SALT LAKE	F012602	F -0201 (38	(\$4,191)	(\$304)	\$0	(\$4,495)
NAT'L HIGHWAY PERFORM PROG. NHS ROUTES	15689	Scoping	Roadway Reconstruct - Without Widening	I-215; MP 19.29 - 22.80	SALT LAKE	F013050	F -1215 (192	\$7,085,480	\$514,520	\$0	\$7,600,000
NAT'L HIGHWAY PERFORM PROG. NHS ROUTES	15935	Close Out	Structures Bridge Rehabilitation	I-80; MP 116.31 - 116.46 & I-80; MP 116.31 - 116.46	SALT LAKE	F013233	F -180-3(196	(\$43,365)	(\$3,149)	\$0	(\$46,514)
NAT'L HIGHWAY PERFORM PROG. NHS ROUTES	17340	Close Out	Roadway Reconstruct - Without Widening	US-89; MP 378.80 - 380.16	SALT LAKE	F014507	F -0089 (545	\$23,308	\$1,693	\$0	\$25,000
NAT'L HIGHWAY PERFORM PROG. NHS ROUTES	17340	Close Out	Roadway Reconstruct - Without Widening	US-89; MP 378.80 - 380.16	SALT LAKE	F014507	F -0089 (545	\$1,865	\$135	\$0	\$2,000
NAT'L HIGHWAY PERFORM PROG. NHS ROUTES	18267	Physically Complete	Roadway Preventative Maintenance	SR-171; MP 3.49 - 5.77	SALT LAKE	F015370	F -0171 (71	\$1,903,981	\$138,260	\$0	\$2,042,241
NAT'L HIGHWAY PERFORM PROG. NHS ROUTES	18267	Physically Complete	Roadway Preventative Maintenance	SR-171; MP 3.49 - 5.77	SALT LAKE	F015370	F -0171 (71	\$233,075	\$16,925	\$0	\$250,000
NAT'L HIGHWAY PERFORM PROG. NHS ROUTES	18267	Physically Complete	Roadway Preventative Maintenance	SR-171; MP 3.49 - 5.77	SALT LAKE	F015370	F -0171 (71	\$7,234	\$525	\$0	\$7,759
NAT'L HIGHWAY PERFORM PROG. NHS ROUTES	18267	Physically Complete	Roadway Preventative Maintenance	SR-171; MP 3.49 - 5.77	SALT LAKE	F015370	F -0171 (71	(\$466,150)	(\$33,850)	\$0	(\$500,000)
NAT'L HIGHWAY PERFORM PROG. NHS ROUTES	18268	Under Construction	Roadway Preventative Maintenance	SR-85; MP 7.15 - 16.89 & SR-85; MP 7.36 - 17.13	SALT LAKE	F015371	F -0085 (21	(\$794,935)	(\$57,725)	\$0	(\$852,660)
NAT'L HIGHWAY PERFORM PROG. NHS ROUTES	18272	Awarded	Roadway Preventative Maintenance	US-89; MP 375.03 - 378.81	SALT LAKE	F015375	F -0089 (577	\$4,475,040	\$324,960	\$0	\$4,800,000

WFRC Area
Federal Fiscal Year 2023 Projects
Obligated/ (De_Obligated)

Plan Fund Desc.	PIN	PIN Status	Index	Project Location	County	FMIS No.	PROJ_NO	FA	STATE	LOCAL	Total
NAT'L HIGHWAY PERFORM PROG. NHS ROUTES	18272	Awarded	Roadway Preventative Maintenance	US-89; MP 375.03 - 378.81	SALT LAKE	F015375	F -0089 (577	\$219,091	\$15,910	\$0	\$235,000
NAT'L HIGHWAY PERFORM PROG. NHS ROUTES	18272	Awarded	Roadway Preventative Maintenance	US-89; MP 375.03 - 378.81	SALT LAKE	F015375	F -0089 (577	\$60,600	\$4,401	\$0	\$65,000
NAT'L HIGHWAY PERFORM PROG. NHS ROUTES	18276	Awarded	Roadway Preventative Maintenance	SR-171; MP 9.43 - 10.73	SALT LAKE	F015379	F -0171 (72]	\$1,914,413	\$139,017	\$0	\$2,053,431
NAT'L HIGHWAY PERFORM PROG. NHS ROUTES	18276	Awarded	Roadway Preventative Maintenance	SR-171; MP 9.43 - 10.73	SALT LAKE	F015379	F -0171 (72]	\$24,706	\$1,794	\$0	\$26,500
NAT'L HIGHWAY PERFORM PROG. NHS ROUTES	18276	Awarded	Roadway Preventative Maintenance	SR-171; MP 9.43 - 10.73	SALT LAKE	F015379	F -0171 (72]	\$6,861	\$498	\$0	\$7,359
NAT'L HIGHWAY PERFORM PROG. NHS ROUTES	18288	Advertised	Roadway Preventative Maintenance	SR-68; MP 46.69 - 50.01	SALT LAKE	F015386	F -0068 (141	\$110,944	\$8,056	\$0	\$119,000
NAT'L HIGHWAY PERFORM PROG. NHS ROUTES	18288	Advertised	Roadway Preventative Maintenance	SR-68; MP 46.69 - 50.01	SALT LAKE	F015386	F -0068 (141	\$102,553	\$7,447	\$0	\$110,000
NAT'L HIGHWAY PERFORM PROG. NHS ROUTES	18288	Advertised	Roadway Preventative Maintenance	SR-68; MP 46.69 - 50.01	SALT LAKE	F015386	F -0068 (141	\$55,938	\$4,062	\$0	\$60,000
NAT'L HIGHWAY PERFORM PROG. NHS ROUTES	18288	Advertised	Roadway Preventative Maintenance	SR-68; MP 46.69 - 50.01	SALT LAKE	F015386	F -0068 (141	\$46,615	\$3,385	\$0	\$50,000
NAT'L HIGHWAY PERFORM PROG. NHS ROUTES	18271	Physically Complete	Roadway Preventative Maintenance	I-80; MP 50.10 - 60.10 & I-80; MP 50.10 - 60.10	TOOELE	F015374	F -180-2(79)	\$1,491,680	\$108,320	\$0	\$1,600,000
NAT'L HIGHWAY PERFORM PROG. NHS ROUTES	18271	Physically Complete	Roadway Preventative Maintenance	I-80; MP 50.10 - 60.10 & I-80; MP 50.10 - 60.10	TOOELE	F015374	F -180-2(79)	(\$544,382)	(\$39,531)	\$0	(\$583,913)
NAT'L HIGHWAY PERFORM PROG. NHS ROUTES	11497	Closed	Roadway Minor Rehab - Purple Book	FROM 3200 WEST; MP .00 - .03 & TO 3200 WEST; MP .00 - .03 & FROM 3200 W. TO SR-201 E.B.; MP .00 - .25 & TO 3200 WEST; MP .00 - .03 & FROM 3200 WEST; MP .00 - .02 & TO 3200 WEST; MP .00 - .26 & OFF RAMP TO 3200 WEST; MP .00 - .03 & FROM	VARIOUS	F009083	F -R299 (307	(\$26,690)	(\$1,938)	\$0	(\$28,628)
NAT'L HIGHWAY PERFORM PROG. NHS ROUTES	12674	Closed	Roadway Reconstruct - With Widening	I-215; MP 27.44 - 27.44 & I-215; MP 25.63 - 28.50 & I-215; MP 25.63 - 28.50 & SR-68; MP 62.88 - 67.27	VARIOUS	F010155	F -0068 (97)	(\$1,644,452)	(\$119,414)	\$0	(\$1,763,866)
NAT'L HIGHWAY PERFORM PROG. NHS ROUTES	14297	Closed	Roadway Minor Rehab - Purple Book	US-89; MP 284.13 - 297.04	VARIOUS	F011719	F -0089 (531	\$3,263	\$237	\$0	\$3,500
NAT'L HIGHWAY PERFORM PROG. NHS ROUTES	14297	Closed	Roadway Minor Rehab - Purple Book	US-89; MP 284.13 - 297.04	VARIOUS	F011719	F -0089 (531	(\$11,188)	(\$812)	\$0	(\$12,000)
NAT'L HIGHWAY PERFORM PROG. NHS ROUTES	15428	Closed	Roadway Preventative Maintenance	SR-68; MP 35.99 - 40.78	VARIOUS	F012821	F -0068 (130	(\$170,201)	(\$12,359)	\$0	(\$182,560)
NAT'L HIGHWAY PERFORM PROG. NHS ROUTES	17303	Close Out	Roadway Reconstruct - Without Widening	US-89; MP 383.12 - 383.77 & US-89; MP 381.54 - 383.77	VARIOUS	F014472	F -0089 (544	\$171,313	\$12,440	\$0	\$183,753

WFRC Area
Federal Fiscal Year 2023 Projects
Obligated/ (De_Obligated)

Plan Fund Desc.	PIN	PIN Status	Index	Project Location	County	FMIS No.	PROJ_NO	FA	STATE	LOCAL	Total
NAT'L HIGHWAY PERFORM PROG. NHS ROUTES	17303	Close Out	Roadway Reconstruct - Without Widening	US-89; MP 383.12 - 383.77 & US-89; MP 381.54 - 383.77	VARIOUS	F014472	F -0089 (544	\$932	\$68	\$0	\$1,000
NAT'L HIGHWAY PERFORM PROG. NHS ROUTES	18321	Close Out	Roadway Preventative Maintenance	US-40; MP 130.45 - 141.80 & SR-121; MP .00 - 1.70	VARIOUS	F015419	F -0040 (213	\$23,308	\$1,693	\$0	\$25,000
NAT'L HIGHWAY PERFORM PROG. NHS ROUTES	18321	Close Out	Roadway Preventative Maintenance	US-40; MP 130.45 - 141.80 & SR-121; MP .00 - 1.70	VARIOUS	F015419	F -0040 (213	\$0	\$0	\$0	\$0
NAT'L HIGHWAY PERFORM PROG. NHS ROUTES	18321	Close Out	Roadway Preventative Maintenance	US-40; MP 130.45 - 141.80 & SR-121; MP .00 - 1.70	VARIOUS	F015419	F -0040 (213	(\$23,308)	(\$1,693)	\$0	(\$25,000)
NAT'L HIGHWAY PERFORM PROG. NHS ROUTES	18350	Close Out	Roadway Reconstruct - Without Widening	US-191; MP 128.73 - 129.86 & US-191; MP 103.94 - 125.38	VARIOUS	F015445	F -0191 (189	\$0	\$0	\$0	\$0
NAT'L HIGHWAY PERFORM PROG. NHS ROUTES	19202	Close Out	Roadway Preventative Maintenance	US-6; MP 201.12 - 204.30 & US-6; MP 211.41 - 214.81	VARIOUS	F016226	F -0006 (235	\$1,022,733	\$74,267	\$0	\$1,097,000
NAT'L HIGHWAY PERFORM PROG. NHS ROUTES	19906	Under Construction	Roadway Minor Rehab - Purple Book	US-6; MP 204.30 - 211.41	VARIOUS	F016925	F -0006 (245	\$10,545,074	\$765,742	\$0	\$11,310,816
NAT'L HIGHWAY PERFORM PROG. NHS ROUTES	19906	Under Construction	Roadway Minor Rehab - Purple Book	US-6; MP 204.30 - 211.41	VARIOUS	F016925	F -0006 (245	\$233,075	\$16,925	\$0	\$250,000
NAT'L HIGHWAY PERFORM PROG. NHS ROUTES	19906	Under Construction	Roadway Minor Rehab - Purple Book	US-6; MP 204.30 - 211.41	VARIOUS	F016925	F -0006 (245	\$23,308	\$1,693	\$0	\$25,000
NAT'L HIGHWAY PERFORM PROG. NHS ROUTES	15487	Closed	Roadway Preventative Maintenance	US-89; MP 413.64 - 414.21	WEBER	F012868	F -0089 (526	(\$126,359)	(\$9,176)	\$0	(\$135,534)
NAT'L HIGHWAY PERFORM PROG. NHS ROUTES	16633	Closed	Roadway Reconstruct - Without Widening	US-89; MP 411.94 - 413.93	WEBER	F013881	F -0089 (530	(\$494,240)	(\$35,890)	\$0	(\$530,129)
NAT'L HIGHWAY PERFORM PROG. NHS ROUTES	17417	Closed	Roadway Preventative Maintenance	US-89; MP 408.38 - 411.69	WEBER	F014580	F -0089 (512	(\$320,042)	(\$23,240)	\$0	(\$343,282)
NAT'L HIGHWAY PERFORM PROGRAM - IM	16631	Under Construction	Roadway Preventative Maintenance	I-15; MP 362.02 - 365.51 & I-15; MP 362.02 - 365.51 & I-15; MP 362.02 - 365.65	BOX ELDER	F013879	F -115-8(168	\$4,030,904	\$249,096	\$0	\$4,280,000
NAT'L HIGHWAY PERFORM PROGRAM - IM	16631	Under Construction	Roadway Preventative Maintenance	I-15; MP 362.02 - 365.51 & I-15; MP 362.02 - 365.51 & I-15; MP 362.02 - 365.65	BOX ELDER	F013879	F -115-8(168	\$126,201	\$7,799	\$0	\$134,000
NAT'L HIGHWAY PERFORM PROGRAM - IM	16631	Under Construction	Roadway Preventative Maintenance	I-15; MP 362.02 - 365.51 & I-15; MP 362.02 - 365.51 & I-15; MP 362.02 - 365.65	BOX ELDER	F013879	F -115-8(168	(\$531,175)	(\$32,825)	\$0	(\$564,000)
NAT'L HIGHWAY PERFORM PROGRAM - IM	17419	Closed	Roadway Preventative Maintenance	I-84; MP 15.83 - 19.78	BOX ELDER	F014582	F -184-4(6)1	(\$356,967)	(\$22,059)	\$0	(\$379,026)
NAT'L HIGHWAY PERFORM PROGRAM - IM	17420	Closed	Roadway Preventative Maintenance	I-15; MP 315.28 - 318.79	DAVIS	F014583	F -115-7(367	(\$120,087)	(\$7,421)	\$0	(\$127,508)

WFRC Area
Federal Fiscal Year 2023 Projects
Obligated/ (De_Obligated)

Plan Fund Desc.	PIN	PIN Status	Index	Project Location	County	FMIS No.	PROJ_NO	FA	STATE	LOCAL	Total
NAT'L HIGHWAY PERFORM PROGRAM - IM	18227	Closed	Roadway Reconstruct - Without Widening	I-15; MP 315.28 - 318.80	DAVIS	F015332	F -I15-7(377	(\$987,286)	(\$61,011)	\$0	(\$1,048,297)
NAT'L HIGHWAY PERFORM PROGRAM - IM	15726	Closed	Spot Improvement - Safety	I-215; MP 6.80 - 10.50	SALT LAKE	F013084	F -I215 (190	\$11,953	\$739	\$0	\$12,691
NAT'L HIGHWAY PERFORM PROGRAM - IM	15726	Closed	Spot Improvement - Safety	I-215; MP 6.80 - 10.50	SALT LAKE	F013084	F -I215 (190	(\$100,164)	(\$6,190)	\$0	(\$106,354)
NAT'L HIGHWAY PERFORM PROGRAM - IM	15729	Closed	Choke Point	I-80; MP 114.80 - 118.60	SALT LAKE	F013087	F -I80-3(192	\$56,508	\$3,492	\$0	\$60,000
NAT'L HIGHWAY PERFORM PROGRAM - IM	15729	Closed	Choke Point	I-80; MP 114.80 - 118.60	SALT LAKE	F013087	F -I80-3(192	(\$68,776)	(\$4,250)	\$0	(\$73,026)
NAT'L HIGHWAY PERFORM PROGRAM - IM	15729	Closed	Choke Point	I-80; MP 114.80 - 118.60	SALT LAKE	F013087	F -I80-3(192	(\$484,029)	(\$29,911)	\$0	(\$513,941)
NAT'L HIGHWAY PERFORM PROGRAM - IM	16446	Closed	Spot Improvement - Safety	I-215; MP 2.62 - 15.26	SALT LAKE	F013696	F -R299 (331	\$24,719	\$1,528	\$0	\$26,247
NAT'L HIGHWAY PERFORM PROGRAM - IM	16446	Closed	Spot Improvement - Safety	I-215; MP 2.62 - 15.26	SALT LAKE	F013696	F -R299 (331	(\$159,929)	(\$9,883)	\$0	(\$169,812)
NAT'L HIGHWAY PERFORM PROGRAM - IM	18270	Under Construction	Roadway Preventative Maintenance	I-80; MP 128.70 - 134.00 & I-80; MP 128.70 - 134.00	SALT LAKE	F015373	F -I80-3(213	\$3,966,388	\$245,109	\$0	\$4,211,497
NAT'L HIGHWAY PERFORM PROGRAM - IM	18270	Under Construction	Roadway Preventative Maintenance	I-80; MP 128.70 - 134.00 & I-80; MP 128.70 - 134.00	SALT LAKE	F015373	F -I80-3(213	\$47,090	\$2,910	\$0	\$50,000
NAT'L HIGHWAY PERFORM PROGRAM - IM	18270	Under Construction	Roadway Preventative Maintenance	I-80; MP 128.70 - 134.00 & I-80; MP 128.70 - 134.00	SALT LAKE	F015373	F -I80-3(213	\$9,418	\$582	\$0	\$10,000
NAT'L HIGHWAY PERFORM PROGRAM - IM	20554	Awarded	Roadway Minor Rehab - Purple Book	TO US-89 STATE STREET; MP .00 - .21 & FROM 280 EAST; MP .08 - .52	SALT LAKE	F017605	F -R299 (458	\$1,064,071	\$65,756	\$0	\$1,129,827
NAT'L HIGHWAY PERFORM PROGRAM - IM	20554	Awarded	Roadway Minor Rehab - Purple Book	TO US-89 STATE STREET; MP .00 - .21 & FROM 280 EAST; MP .08 - .52	SALT LAKE	F017605	F -R299 (458	\$56,508	\$3,492	\$0	\$60,000
NAT'L HIGHWAY PERFORM PROGRAM - IM	21161	Central Review	Structures Bridge Rehabilitation	I-215; MP 21.80 - 22.44 & FROM I-215P; MP .16 - .36 & FROM I-215P TO I-80N; MP .06 - .42 & I-215; MP 21.85 - 22.51 & I-215; MP 21.34 - 21.45 & I-215; MP 21.42 - 21.52	SALT LAKE	F018196	F -R299 (481	\$1,445,875	\$89,350	\$0	\$1,535,225
NAT'L HIGHWAY PERFORM PROGRAM - IM	21161	Central Review	Structures Bridge Rehabilitation	I-215; MP 21.80 - 22.44 & FROM I-215P; MP .16 - .36 & FROM I-215P TO I-80N; MP .06 - .42 & I-215; MP 21.85 - 22.51 & I-215; MP 21.34 - 21.45 & I-215; MP 21.42 - 21.52	SALT LAKE	F018196	F -R299 (481	\$94,180	\$5,820	\$0	\$100,000
NAT'L HIGHWAY PERFORM PROGRAM - IM	17295	Closed	Roadway Preventative Maintenance	I-80; MP 10.46 - 20.00 & I-80; MP 10.46 - 20.00	TOOELE	F014464	F -I80-1(65)	\$2,218	\$137	\$0	\$2,355
NAT'L HIGHWAY PERFORM PROGRAM - IM	17295	Closed	Roadway Preventative Maintenance	I-80; MP 10.46 - 20.00 & I-80; MP 10.46 - 20.00	TOOELE	F014464	F -I80-1(65)	(\$730,494)	(\$45,142)	\$0	(\$775,636)

WFRC Area
Federal Fiscal Year 2023 Projects
Obligated/ (De_Obligated)

Plan Fund Desc.	PIN	PIN Status	Index	Project Location	County	FMIS No.	PROJ_NO	FA	STATE	LOCAL	Total
NAT'L HIGHWAY PERFORM PROGRAM - IM	18274	Physically Complete	Roadway Preventative Maintenance	I-80; MP 88.58 - 94.26 & I-80; MP 88.58 - 94.26	TOOELE	F015377	F -180-2(80)	\$2,001,325	\$123,675	\$0	\$2,125,000
NAT'L HIGHWAY PERFORM PROGRAM - IM	19942	Awarded	Roadway Preventative Maintenance	I-80; MP 41.00 - 50.00 & I-80; MP 41.00 - 50.00	TOOELE	F016960	F -180-2(82)	\$7,958,928	\$491,834	\$0	\$8,450,762
NAT'L HIGHWAY PERFORM PROGRAM - IM	19942	Awarded	Roadway Preventative Maintenance	I-80; MP 41.00 - 50.00 & I-80; MP 41.00 - 50.00	TOOELE	F016960	F -180-2(82)	\$56,508	\$3,492	\$0	\$60,000
NAT'L HIGHWAY PERFORM PROGRAM - IM	12674	Closed	Roadway Reconstruct - With Widening	I-215; MP 27.44 - 27.44 & I-215; MP 25.63 - 28.50 & I-215; MP 25.63 - 28.50 & SR-68; MP 62.88 - 67.27	VARIOUS	F010155	F -0068 (97)	(\$2,460,477)	(\$152,049)	\$0	(\$2,612,526)
NAT'L HIGHWAY PERFORM PROGRAM - IM	15486	Region Review	Roadway Preventative Maintenance	I-84; MP 102.22 - 112.23 & I-84; MP 102.22 - 112.23	VARIOUS	F012867	F -184-6(143)	\$706,350	\$43,650	\$0	\$750,000
NAT'L HIGHWAY PERFORM PROGRAM - IM	15486	Region Review	Roadway Preventative Maintenance	I-84; MP 102.22 - 112.23 & I-84; MP 102.22 - 112.23	VARIOUS	F012867	F -184-6(143)	\$50,458	\$3,118	\$0	\$53,577
NAT'L HIGHWAY PERFORM PROGRAM - IM	15718	Closed	Roadway Reconstruct - With Widening	Region 2 - Culvert Condition Inventory	VARIOUS	F013076	F -R299 (262)	\$0	\$0	\$0	\$0
NAT'L HIGHWAY PERFORM PROGRAM - IM	16443	Closed	Spot Improvement - Safety	I-80; MP 99.15 - 106.00	VARIOUS	F013693	F -180-2(75)	\$3,296	\$204	\$0	\$3,500
NAT'L HIGHWAY PERFORM PROGRAM - IM	16443	Closed	Spot Improvement - Safety	I-80; MP 99.15 - 106.00	VARIOUS	F013693	F -180-2(75)	(\$1,904)	(\$118)	\$0	(\$2,021)
NAT'L HIGHWAY PERFORM PROGRAM - IM	16503	Closed	ATMS Project	I-15; MP 204.25 - 206.60 & I-15; MP 245.90 - 246.65	VARIOUS	F013752	F -R399 (304)	(\$9,145)	(\$565)	\$0	(\$9,711)
NAT'L HIGHWAY PERFORM PROGRAM - IM	17397	Closed	Asset Management	I-80; MP 72.20 - 114.40	VARIOUS	F014560	F -R299 (332)	(\$35,783)	(\$2,211)	\$0	(\$37,994)
NAT'L HIGHWAY PERFORM PROGRAM - IM	17428	Under Construction	Roadway Reconstruct - Without Widening	I-84; MP 87.68 - 92.38 & I-84; MP 87.68 - 92.38	VARIOUS	F014591	F -184-6(150)	\$3,979,566	\$245,924	\$0	\$4,225,490
NAT'L HIGHWAY PERFORM PROGRAM - IM	17428	Under Construction	Roadway Reconstruct - Without Widening	I-84; MP 87.68 - 92.38 & I-84; MP 87.68 - 92.38	VARIOUS	F014591	F -184-6(150)	\$470,900	\$29,100	\$0	\$500,000
NAT'L HIGHWAY PERFORM PROGRAM - IM	17428	Under Construction	Roadway Reconstruct - Without Widening	I-84; MP 87.68 - 92.38 & I-84; MP 87.68 - 92.38	VARIOUS	F014591	F -184-6(150)	\$0	\$0	\$0	\$0
NAT'L HIGHWAY PERFORM PROGRAM - IM	18302	Awarded	Spot Improvement - Safety	I-70; MP 75.30 - 76.30 & I-70; MP 135.00 - 140.00	VARIOUS	F015400	F -170-2(61)	\$185,727	\$11,477	\$0	\$197,204
NAT'L HIGHWAY PERFORM PROGRAM - IM	18302	Awarded	Spot Improvement - Safety	I-70; MP 75.30 - 76.30 & I-70; MP 135.00 - 140.00	VARIOUS	F015400	F -170-2(61)	(\$185,727)	(\$11,477)	\$0	(\$197,204)
NAT'L HIGHWAY PERFORM PROGRAM - IM	18387	Contract Closed Out	Roadway Minor Rehab - Purple Book	I-15; MP 93.84 - 105.52 & I-15; MP 93.84 - 106.86	VARIOUS	F015480	F -115-2(87)	\$11,570,013	\$714,987	\$0	\$12,285,000

WFRC Area
Federal Fiscal Year 2023 Projects
Obligated/ (De_Obligated)

Plan Fund Desc.	PIN	PIN Status	Index	Project Location	County	FMIS No.	PROJ_NO	FA	STATE	LOCAL	Total
NAT'L HIGHWAY PERFORM PROGRAM - IM	18387	Contract Closed Out	Roadway Minor Rehab - Purple Book	I-15; MP 93.84 - 105.52 & I-15; MP 93.84 - 106.86	VARIOUS	F015480	F -115-2(87)	\$0	\$0	\$0	\$0
NAT'L HIGHWAY PERFORM PROGRAM - IM	18391	Active	Roadway Preventative Maintenance	I-70; MP 163.11 - 175.13 & I-70; MP 163.09 - 175.12	VARIOUS	F015484	F -170-4(73)	\$139,901	\$8,645	\$0	\$148,546
NAT'L HIGHWAY PERFORM PROGRAM - IM	19188	Region Review	ATMS Project	I-80; MP 127.67 - 142.14 & I-80; MP 127.67 - 142.14	VARIOUS	F016213	F -180-3(208)	\$838,741	\$51,831	\$0	\$890,573
NAT'L HIGHWAY PERFORM PROGRAM - IM	19188	Region Review	ATMS Project	I-80; MP 127.67 - 142.14 & I-80; MP 127.67 - 142.14	VARIOUS	F016213	F -180-3(208)	\$6,995	\$432	\$0	\$7,427
NAT'L HIGHWAY PERFORM PROGRAM - IM	19198	Region Review	Roadway Preventative Maintenance	I-15; MP 120.95 - 135.27 & I-15; MP 120.82 - 135.26	VARIOUS	F016222	F -115-3(52)	\$4,063,396	\$251,104	\$0	\$4,314,500
NAT'L HIGHWAY PERFORM PROGRAM - IM	19198	Region Review	Roadway Preventative Maintenance	I-15; MP 120.95 - 135.27 & I-15; MP 120.82 - 135.26	VARIOUS	F016222	F -115-3(52)	\$0	\$0	\$0	\$0
NAT'L HIGHWAY PERFORM PROGRAM - IM	19198	Region Review	Roadway Preventative Maintenance	I-15; MP 120.95 - 135.27 & I-15; MP 120.82 - 135.26	VARIOUS	F016222	F -115-3(52)	(\$0)	(\$0)	\$0	(\$0)
NAT'L HIGHWAY PERFORM PROGRAM - IM	18232	Region Review	Roadway Preventative Maintenance	I-84; MP 81.04 - 81.73	WEBER	F015337	F -184-6(247)	\$256,232	\$15,834	\$0	\$272,066
NAT'L HIGHWAY PERFORM PROGRAM - IM	18232	Region Review	Roadway Preventative Maintenance	I-84; MP 81.04 - 81.73	WEBER	F015337	F -184-6(247)	\$101,652	\$6,282	\$0	\$107,934
NAT'L HIGHWAY PERFORM PROGRAM - IM	18232	Region Review	Roadway Preventative Maintenance	I-84; MP 81.04 - 81.73	WEBER	F015337	F -184-6(247)	\$37,733	\$2,332	\$0	\$40,064
NAT'L HIGHWAY PERFORM PROGRAM - IM	18232	Region Review	Roadway Preventative Maintenance	I-84; MP 81.04 - 81.73	WEBER	F015337	F -184-6(247)	(\$37,733)	(\$2,332)	\$0	(\$40,064)
NAT'L HIGHWAY PERFORM PROGRAM - IM	20008	Contract Closed Out	Spot Improvement - Safety	I-15; MP 340.00 - 341.00	WEBER	F017025	F -115-8(169)	\$1,126,985	\$69,644	\$0	\$1,196,629
NAT'L HIGHWAY PERFORM PROGRAM - IM	20008	Contract Closed Out	Spot Improvement - Safety	I-15; MP 340.00 - 341.00	WEBER	F017025	F -115-8(169)	\$3,175	\$196	\$0	\$3,371
NAT'L HIGHWAY PERFORM PROGRAM - IM	20542	Contract Closed Out	Structures Bridge Rehabilitation	I-15; MP 343.11 - 346.75	WEBER	F017593	F -115-8(174)	\$1,899,950	\$117,410	\$0	\$2,017,360
NAT'L HIGHWAY PERFORM PROGRAM - IM	20542	Contract Closed Out	Structures Bridge Rehabilitation	I-15; MP 343.11 - 346.75	WEBER	F017593	F -115-8(174)	\$183,651	\$11,349	\$0	\$195,000
NAT'L HIGHWAY PERFORM PROGRAM - IM	20542	Contract Closed Out	Structures Bridge Rehabilitation	I-15; MP 343.11 - 346.75	WEBER	F017593	F -115-8(174)	\$75,344	\$4,656	\$0	\$80,000
NAT'L HIGHWAY PERFORM PROGRAM - IM	20542	Contract Closed Out	Structures Bridge Rehabilitation	I-15; MP 343.11 - 346.75	WEBER	F017593	F -115-8(174)	\$28,254	\$1,746	\$0	\$30,000

WFRC Area
Federal Fiscal Year 2023 Projects
Obligated/ (De_Obligated)

Plan Fund Desc.	PIN	PIN Status	Index	Project Location	County	FMIS No.	PROJ_NO	FA	STATE	LOCAL	Total
NAT'L HIGHWAY PERFORM PROGRAM - IM	20542	Contract Closed Out	Structures Bridge Rehabilitation	I-15; MP 343.11 - 346.75	WEBER	F017593	F -I15-8(174	\$18,836	\$1,164	\$0	\$20,000
NAT'L HIGHWAY PERFORM PROGRAM - IM	20542	Contract Closed Out	Structures Bridge Rehabilitation	I-15; MP 343.11 - 346.75	WEBER	F017593	F -I15-8(174	\$14,127	\$873	\$0	\$15,000
PLANNING MPO (WFRC)	21189	Active	Other	N/A	VARIOUS	F018223	F -ST99 (930	\$3,141,111	\$0	\$0	\$3,141,111
PLANNING WFRC AT 100 %	19591	Closed	Planning	N/A	SALT LAKE	F016596	F -ST99 (760	(\$783,283)	\$0	\$0	(\$783,283)
PROTECT FUNDING ANY AREA	19187	Advertised	Spot Improvement - Safety	I-80; MP 128.42 - 129.35 & I-215 BELT ROUTE; MP .00 - .16 & I-80; MP 130.75 - 130.88	SALT LAKE	F016212	F -R299 (438	\$101,600	\$25,400	\$0	\$127,000
PROTECT FUNDING ANY AREA	20006	Active	Spot Improvement - Safety	SR-226; MP 1.10 - 3.03	VARIOUS	F017023	F -0226 (3)	\$29,600	\$7,400	\$0	\$37,000
PROTECT FUNDING ANY AREA	20006	Active	Spot Improvement - Safety	SR-226; MP 1.10 - 3.03	VARIOUS	F017023	F -0226 (3)	\$18,400	\$4,600	\$0	\$23,000
PROTECT PANNING FUNDS	20601	Active	Other	Statewide - PROTECT Resilience Improvement Planning	STATEWIDE	F017643	F -ST99 (872	\$505,810	\$0	\$0	\$505,810
RAIL/HWY DEVICES WITH STATE MATCH	14579	Closed	Railroad	Cnty:FA-3418; MP .50 - .72 & two at-grade rail crossings on 2550 South	WEBER	F011991	F -3418 (1)	\$98,080	\$10,898	\$0	\$108,978
RAIL/HWY DEVICES WITH STATE MATCH	14579	Closed	Railroad	Cnty:FA-3418; MP .50 - .72 & two at-grade rail crossings on 2550 South	WEBER	F011991	F -3418 (1)	\$11,946	\$1,327	\$0	\$13,273
RAIL/HWY DEVICES WITH STATE MATCH	14579	Closed	Railroad	Cnty:FA-3418; MP .50 - .72 & two at-grade rail crossings on 2550 South	WEBER	F011991	F -3418 (1)	(\$110,026)	(\$12,225)	\$0	(\$122,251)
RAIL/HWY DEVICES WITH STATE MATCH	16175	Under Construction	Railroad	Railroad crossing on 1500 E, just north of 6600 S in Uintah	WEBER	F013460	F -R199 (247	\$0	\$0	\$0	\$0
RAIL/HWY HAZARD ELIM @100 %	14720	Active	Railroad	Cnty:FA-2040; MP 13.78 - 14.02 & Statewide staffing support	SALT LAKE	F012124	F -ST99 (707	\$25,000	\$0	\$0	\$25,000
RAIL/HWY HAZARD ELIM W/ STATE MATCH	14720	Active	Railroad	Cnty:FA-2040; MP 13.78 - 14.02 & Statewide staffing support	SALT LAKE	F012124	F -ST99 (707	\$117,000	\$13,000	\$0	\$130,000
RAIL/HWY HAZARD ELIM W/ STATE MATCH	14720	Active	Railroad	Cnty:FA-2040; MP 13.78 - 14.02 & Statewide staffing support	SALT LAKE	F012124	F -ST99 (707	\$31,500	\$3,500	\$0	\$35,000
RAIL/HWY HAZARD ELIM W/ STATE MATCH	14721	Under Construction	Railroad	Cnty:FA-2040; MP 13.80 - 14.00 & Statewide staffing support	SALT LAKE	F012125	F -ST99 (708	\$72,000	\$8,000	\$0	\$80,000
RAIL/HWY HAZARD ELIM W/ STATE MATCH	18867	Under Construction	Railroad	Cnty:FA-2040; MP 13.78 - 14.02	SALT LAKE	F015905	F -ST99 (709	\$27,000	\$3,000	\$0	\$30,000

WFRC Area
Federal Fiscal Year 2023 Projects
Obligated/ (De_Obligated)

Plan Fund Desc.	PIN	PIN Status	Index	Project Location	County	FMIS No.	PROJ_NO	FA	STATE	LOCAL	Total
RAIL/HWY HAZARD ELIM W/ STATE MATCH	14579	Closed	Railroad	Cnty:FA-3418; MP .50 - .72 & two at-grade rail crossings on 2550 South	WEBER	F011991	F -3418 (1)	(\$2,294)	(\$255)	\$0	(\$2,549)
SECTION 154 PENALTIES FOR HSIP	12446	Contract Closed Out	Structures Bridge Rehabilitation	SR-39; MP 8.89 - 13.42	WEBER	F009933	F -0039 (32)	\$0	\$0	\$0	\$0
SHRP2 IMPLEMENTATION ASSISTANCE	17138	Closed	Other Study	Freight Demand Modeling and Data Improvement - SHRP2	STATEWIDE	F014342	F -ST99 (568)	(\$142)	\$0	\$0	(\$142)
SPR PLANNING FUNDS @ 100%	20294	Active	Other	N/A	STATEWIDE	F017320	F -ST99 (852)	\$2,324,946	\$0	\$0	\$2,324,946
SPR PLANNING FUNDS @ 100%	21183	Active	Other	N/A	STATEWIDE	F018217	F -ST99 (925)	\$6,363,756	\$0	\$0	\$6,363,756
SPR POOLED FUND 100%	17384	Active	other	Western Maintenance Partnership & Phase 3	STATEWIDE	TPF5394	F -TPF-5(394)	\$15,000	\$0	\$0	\$15,000
SPR POOLED FUND 100%	19538	Active	Other Study	N/A	STATEWIDE	F016543	F -TPF-5(476)	\$48,000	\$0	\$0	\$48,000
SPR POOLED FUND 100%	19538	Active	Other Study	N/A	STATEWIDE	F016543	F -TPF-5(476)	\$36,000	\$0	\$0	\$36,000
SPR POOLED FUND 100%	19538	Active	Other Study	N/A	STATEWIDE	F016543	F -TPF-5(476)	\$12,000	\$0	\$0	\$12,000
SPR POOLED FUND 100%	20158	Active	Other	N/A	STATEWIDE	F017192	F -TPF-5(485)	\$50,000	\$0	\$0	\$50,000
SPR POOLED FUND 100%	20158	Active	Other	N/A	STATEWIDE	F017192	F -TPF-5(485)	\$40,000	\$0	\$0	\$40,000
SPR POOLED FUND 100%	20158	Active	Other	N/A	STATEWIDE	F017192	F -TPF-5(485)	\$40,000	\$0	\$0	\$40,000
STATEWIDE PLANNING & RESEARCH (PLANNING)	19600	Close Out	Planning	N/A	STATEWIDE	F016604	F -ST99 (762)	(\$390,435)	\$0	\$0	(\$390,435)
STATEWIDE PLANNING & RESEARCH (PLANNING)	20392	Active	Other	N/A	STATEWIDE	F017418	F -ST99 (857)	(\$31,927)	\$0	\$0	(\$31,927)
STATEWIDE PLANNING & RESEARCH (PLANNING)	17751	Closed	Other	N/A	VARIOUS	F014886	F -ST99 (610)	(\$4,000)	(\$1,000)	\$0	(\$5,000)
STATEWIDE PLANNING & RESEARCH (RESEARCH)	12668	Closed	Other	Statewide; Staffing Support	STATEWIDE	F010149	F -ST99 (262)	\$0	\$0	\$0	\$0
STATEWIDE PLANNING & RESEARCH (RESEARCH)	21169	Active	Other	Annual Work Program N/A	STATEWIDE	F018204	F -ST99 (924)	\$1,903,965	\$475,991	\$0	\$2,379,956

WFRC Area
Federal Fiscal Year 2023 Projects
Obligated/ (De_Obligated)

Plan Fund Desc.	PIN	PIN Status	Index	Project Location	County	FMIS No.	PROJ_NO	FA	STATE	LOCAL	Total
STATEWIDE PLANNING & RESEARCH (RESEARCH)	21169	Active	Other	Annual Work Program N/A	STATEWIDE	F018204	F -ST99 (924	\$888,871	\$222,218	\$0	\$1,111,088
STATEWIDE PLANNING & RESEARCH (RESEARCH)	18757	Closed	Other Study	N/A Annual Work Program	VARIOUS	F015810	F -ST99 (697	(\$49,569)	(\$12,392)	\$0	(\$61,961)
STP - O/L URBAN AREA @ 100%	11990	Active	Funding Pass Through	Project Planning Support -Weber & Davis County	DAVIS	F009513	F -LC11 (50	\$408,353	\$0	\$0	\$408,353
STP - O/L URBAN AREA @ 100%	21189	Active	Other	N/A	VARIOUS	F018223	F -ST99 (930	\$432,086	\$0	\$0	\$432,086
STP - BRIDGE FUNDS FOR STATE PROJECTS	17365	Under Construction	Structures Bridge Replacement	Cnty:FA-1508; MP .60 - .82	DAVIS	F014531	F -184-5(50	\$4,475,638	\$325,003	\$0	\$4,800,641
STP - BRIDGE FUNDS FOR STATE PROJECTS	17365	Under Construction	Structures Bridge Replacement	Cnty:FA-1508; MP .60 - .82	DAVIS	F014531	F -184-5(50	\$559,380	\$40,620	\$0	\$600,000
STP - BRIDGE FUNDS FOR STATE PROJECTS	17365	Under Construction	Structures Bridge Replacement	Cnty:FA-1508; MP .60 - .82	DAVIS	F014531	F -184-5(50	\$0	\$0	\$0	\$0
STP - BRIDGE FUNDS FOR STATE PROJECTS	12418	Under Construction	Structures Bridge Rehabilitation	40TH WEST / NORTH TEMPLE; MP .94 - 1.73 & I-80; MP 112.00 - 116.59 & FROM SR-186 TO SR-154 AIRPORT; MP .34 - .57 & I-80; MP 112.00 - 116.60 & FROM I-215N; MP .82 - 1.25 & TO SR-154 AIRPORT; MP .00 - .86 & From SR-186 & I-80N to Airport; MP	SALT LAKE	F009905	F -R299 (270	\$1,650,171	\$119,829	\$0	\$1,770,000
STP - BRIDGE FUNDS FOR STATE PROJECTS	14398	Closed	Structures Bridge Replacement	Cnty:FA-2234; MP .47 - 1.16	SALT LAKE	F011817	F -R299 (309	\$0	\$0	\$0	\$0
STP - BRIDGE FUNDS FOR STATE PROJECTS	16490	Awarded	Structures Bridge Replacement	I-215; MP 11.14 - 11.19 & I-215; MP 11.11 - 11.22 & Cnty:FA-2118; MP 1.00 - 1.08	SALT LAKE	F013739	F -I215 (197	\$140,777	\$10,223	\$0	\$151,000
STP - BRIDGE FUNDS FOR STATE PROJECTS	16490	Awarded	Structures Bridge Replacement	I-215; MP 11.14 - 11.19 & I-215; MP 11.11 - 11.22 & Cnty:FA-2118; MP 1.00 - 1.08	SALT LAKE	F013739	F -I215 (197	\$83,907	\$6,093	\$0	\$90,000
STP - BRIDGE FUNDS FOR STATE PROJECTS	16490	Awarded	Structures Bridge Replacement	I-215; MP 11.14 - 11.19 & I-215; MP 11.11 - 11.22 & Cnty:FA-2118; MP 1.00 - 1.08	SALT LAKE	F013739	F -I215 (197	\$74,584	\$5,416	\$0	\$80,000
STP - BRIDGE FUNDS FOR STATE PROJECTS	16490	Awarded	Structures Bridge Replacement	I-215; MP 11.14 - 11.19 & I-215; MP 11.11 - 11.22 & Cnty:FA-2118; MP 1.00 - 1.08	SALT LAKE	F013739	F -I215 (197	\$65,261	\$4,739	\$0	\$70,000
STP - BRIDGE FUNDS FOR STATE PROJECTS	16638	Scoping	Structures Preventative Maintenance	SR-317; MP .00 - .04	SALT LAKE	F013886	F -ST99 (528	\$279,690	\$20,310	\$0	\$300,000
STP - BRIDGE FUNDS FOR STATE PROJECTS	18459	Closed	Structures Preventative Maintenance	SR-268; MP .03 - .58	SALT LAKE	F015546	F -0268 (5)	(\$131,753)	(\$9,567)	\$0	(\$141,321)
STP - BRIDGE FUNDS FOR STATE PROJECTS	19504	Active	Structures Bridge Rehabilitation	SR-201; MP 13.67 - 13.92 & SR-172; MP 9.00 - 9.22	SALT LAKE	F016509	F -0201 (56	\$941,716	\$68,384	\$0	\$1,010,100
STP - BRIDGE FUNDS FOR STATE PROJECTS	14264	Active	Structures Bridge Rehabilitation	I-84; MP 90.67 - 91.18 & I-84; MP 90.67 - 91.18	VARIOUS	F011687	F -184-6(131	\$2,796,900	\$203,100	\$0	\$3,000,000

WFRC Area
Federal Fiscal Year 2023 Projects
Obligated/ (De_Obligated)

Plan Fund Desc.	PIN	PIN Status	Index	Project Location	County	FMIS No.	PROJ_NO	FA	STATE	LOCAL	Total
STP - BRIDGE FUNDS FOR STATE PROJECTS	19860	Scoping	Structures Bridge Rehabilitation	No Mappable Location	VARIOUS	F016881	F -ST99 (812	\$51,277	\$3,724	\$0	\$55,000
STP - BRIDGE FUNDS FOR STATE PROJECTS	20647	Scoping	Structures Bridge Rehabilitation	No Mappable Location	VARIOUS	F017688	F -ST99 (879	\$247,060	\$17,941	\$0	\$265,000
STP - BRIDGE FUNDS FOR STATE PROJECTS	12446	Contract Closed Out	Structures Bridge Rehabilitation	SR-39; MP 8.89 - 13.42	WEBER	F009933	F -0039 (32	\$51,743	\$3,757	\$0	\$55,500
STP - BRIDGE FUNDS FOR STATE PROJECTS	12446	Contract Closed Out	Structures Bridge Rehabilitation	SR-39; MP 8.89 - 13.42	WEBER	F009933	F -0039 (32	(\$51,743)	(\$3,757)	\$0	(\$55,500)
STP - FLEXIBLE (ANY AREA) STATEWIDE	16534	Closed	Roadway Preventative Maintenance	SR-90; MP .00 - 1.18	BOX ELDER	F013783	F -0090 (6	(\$280,902)	(\$20,398)	\$0	(\$301,300)
STP - FLEXIBLE (ANY AREA) STATEWIDE	17426	Closed	Roadway Reconstruct - Without Widening	SR-38; MP .00 - 18.95	BOX ELDER	F014589	F -0038 (8	(\$723,799)	(\$52,560)	\$0	(\$776,359)
STP - FLEXIBLE (ANY AREA) STATEWIDE	18231	Region Review	Roadway Reconstruct - Without Widening	I-84; MP 8.01 - 15.83	BOX ELDER	F015336	F -184-4(8	\$0	\$0	\$0	\$0
STP - FLEXIBLE (ANY AREA) STATEWIDE	19135	Closed	Intersection Improvements	SR-13; MP 21.10 - 21.30	BOX ELDER	F016160	F -0013 (47	\$83,907	\$6,093	\$0	\$90,000
STP - FLEXIBLE (ANY AREA) STATEWIDE	19141	Closed	Asset Management	I-84; MP 26.00 - 30.00 & I-15; MP 385.00 - 393.00	BOX ELDER	F016166	F -R199 (322	(\$11,488)	(\$834)	\$0	(\$12,322)
STP - FLEXIBLE (ANY AREA) STATEWIDE	19141	Closed	Asset Management	I-84; MP 26.00 - 30.00 & I-15; MP 385.00 - 393.00	BOX ELDER	F016166	F -R199 (322	(\$136,708)	(\$9,927)	\$0	(\$146,635)
STP - FLEXIBLE (ANY AREA) STATEWIDE	20010	Under Construction	Spot Improvement - Safety	I-15; MP 387.70 - 392.40	BOX ELDER	F017027	F -115-8(170	\$1,347,046	\$97,817	\$0	\$1,444,864
STP - FLEXIBLE (ANY AREA) STATEWIDE	20010	Under Construction	Spot Improvement - Safety	I-15; MP 387.70 - 392.40	BOX ELDER	F017027	F -115-8(170	(\$59,222)	(\$4,300)	\$0	(\$63,522)
STP - FLEXIBLE (ANY AREA) STATEWIDE	20793	Scoping	Intersection Improvements	SR-102; MP 17.51 - 17.52	BOX ELDER	F017845	F -0102 (17	\$167,814	\$12,186	\$0	\$180,000
STP - FLEXIBLE (ANY AREA) STATEWIDE	16434	Closed	Roadway Minor Rehab - Purple Book	SR-105; MP .00 - 1.11	DAVIS	F013686	F -0105 (10	(\$160,714)	(\$11,670)	\$0	(\$172,385)
STP - FLEXIBLE (ANY AREA) STATEWIDE	17429	Under Construction	Roadway Preventative Maintenance	SR-67; MP 4.84 - 11.55	DAVIS	F014592	F -0067 (36	\$6,848,384	\$497,303	\$0	\$7,345,687
STP - FLEXIBLE (ANY AREA) STATEWIDE	17429	Under Construction	Roadway Preventative Maintenance	SR-67; MP 4.84 - 11.55	DAVIS	F014592	F -0067 (36	\$3,617,616	\$262,697	\$0	\$3,880,313
STP - FLEXIBLE (ANY AREA) STATEWIDE	17429	Under Construction	Roadway Preventative Maintenance	SR-67; MP 4.84 - 11.55	DAVIS	F014592	F -0067 (36	\$233,075	\$16,925	\$0	\$250,000

WFRC Area
Federal Fiscal Year 2023 Projects
Obligated/ (De_Obligated)

Plan Fund Desc.	PIN	PIN Status	Index	Project Location	County	FMIS No.	PROJ_NO	FA	STATE	LOCAL	Total
STP - FLEXIBLE (ANY AREA) STATEWIDE	18227	Closed	Roadway Reconstruct - Without Widening	I-15; MP 315.28 - 318.80	DAVIS	F015332	F -115-7(377	(\$82,764)	(\$6,010)	\$0	(\$88,774)
STP - FLEXIBLE (ANY AREA) STATEWIDE	18235	Substantially Compl	Roadway Preventative Maintenance	SR-108; MP .00 - .69	DAVIS	F015340	F -0108 (43	\$1,040,652	\$75,568	\$0	\$1,116,220
STP - FLEXIBLE (ANY AREA) STATEWIDE	18235	Substantially Compl	Roadway Preventative Maintenance	SR-108; MP .00 - .69	DAVIS	F015340	F -0108 (43	\$186,460	\$13,540	\$0	\$200,000
STP - FLEXIBLE (ANY AREA) STATEWIDE	19148	Close Out	Roadway Preventative Maintenance	SR-273; MP .00 - 1.91	DAVIS	F016173	F -0273 (13	\$163,153	\$11,848	\$0	\$175,000
STP - FLEXIBLE (ANY AREA) STATEWIDE	19148	Close Out	Roadway Preventative Maintenance	SR-273; MP .00 - 1.91	DAVIS	F016173	F -0273 (13	(\$163,153)	(\$11,848)	\$0	(\$175,000)
STP - FLEXIBLE (ANY AREA) STATEWIDE	19262	Active	Roadway Minor Rehab - Purple Book	SR-273; MP .00 - 2.90	DAVIS	F016284	F -0273 (14	\$139,845	\$10,155	\$0	\$150,000
STP - FLEXIBLE (ANY AREA) STATEWIDE	19262	Active	Roadway Minor Rehab - Purple Book	SR-273; MP .00 - 2.90	DAVIS	F016284	F -0273 (14	\$83,907	\$6,093	\$0	\$90,000
STP - FLEXIBLE (ANY AREA) STATEWIDE	19819	Closed	Roadway Preventative Maintenance	I-15; MP 318.75 - 323.65 & I-15; MP 318.75 - 323.65	DAVIS	F016844	F -115-7(378	\$0	\$0	\$0	\$0
STP - FLEXIBLE (ANY AREA) STATEWIDE	19875	Close Out	Roadway Preventative Maintenance	US-89; MP 397.11 - 398.11	DAVIS	F016894	F -0089 (565	\$320	\$23	\$0	\$343
STP - FLEXIBLE (ANY AREA) STATEWIDE	19875	Close Out	Roadway Preventative Maintenance	US-89; MP 397.11 - 398.11	DAVIS	F016894	F -0089 (565	(\$320)	(\$23)	\$0	(\$343)
STP - FLEXIBLE (ANY AREA) STATEWIDE	20995	Active	Roadway Preventative Maintenance	SR-126; MP .00 - 5.70	DAVIS	F018033	F -0126 (47	\$233,075	\$16,925	\$0	\$250,000
STP - FLEXIBLE (ANY AREA) STATEWIDE	21319	Active	Roadway Preventative Maintenance	US-89; MP 403.70 - 406.20	DAVIS	F018374	F -0089 (596	\$233,075	\$16,925	\$0	\$250,000
STP - FLEXIBLE (ANY AREA) STATEWIDE	12624	Under Construction	Structures Bridge Rehabilitation	Cnty:FA-1980; MP .00 - .14	MORGAN	F010107	F -R199 (194	\$465,218	\$0	\$33,782	\$499,000
STP - FLEXIBLE (ANY AREA) STATEWIDE	19253	Central Review	Roadway Preventative Maintenance	SR-66; MP 8.74 - 14.35	MORGAN	F016275	F -0066 (11	\$1,893,413	\$137,492	\$0	\$2,030,905
STP - FLEXIBLE (ANY AREA) STATEWIDE	19253	Central Review	Roadway Preventative Maintenance	SR-66; MP 8.74 - 14.35	MORGAN	F016275	F -0066 (11	\$144,507	\$10,494	\$0	\$155,000
STP - FLEXIBLE (ANY AREA) STATEWIDE	19253	Central Review	Roadway Preventative Maintenance	SR-66; MP 8.74 - 14.35	MORGAN	F016275	F -0066 (11	(\$795,303)	(\$57,752)	\$0	(\$853,055)
STP - FLEXIBLE (ANY AREA) STATEWIDE	19574	Advertised	Spot Improvement - Safety	I-84; MP 97.26 - 100.10 & I-15 at 5600 S. and SR-97; SR-108 to I-15	MORGAN	F016579	F -184-6(152	\$93,230	\$6,770	\$0	\$100,000

WFRC Area
Federal Fiscal Year 2023 Projects
Obligated/ (De_Obligated)

Plan Fund Desc.	PIN	PIN Status	Index	Project Location	County	FMIS No.	PROJ_NO	FA	STATE	LOCAL	Total
STP - FLEXIBLE (ANY AREA) STATEWIDE	20007	Under Construction	Spot Improvement - Safety	I-84; MP 94.46 - 97.26	MORGAN	F017024	F -184-5(54)	\$1,625,931	\$118,069	\$0	\$1,744,000
STP - FLEXIBLE (ANY AREA) STATEWIDE	20007	Under Construction	Spot Improvement - Safety	I-84; MP 94.46 - 97.26	MORGAN	F017024	F -184-5(54)	\$38,224	\$2,776	\$0	\$41,000
STP - FLEXIBLE (ANY AREA) STATEWIDE	20007	Under Construction	Spot Improvement - Safety	I-84; MP 94.46 - 97.26	MORGAN	F017024	F -184-5(54)	\$0	\$0	\$0	\$0
STP - FLEXIBLE (ANY AREA) STATEWIDE	13585	Closed	Roadway Reconstruct - With Widening	SR-151; MP 1.89 - 4.03	SALT LAKE	F011042	F -0151 (77)	\$0	(\$0)	\$0	(\$0)
STP - FLEXIBLE (ANY AREA) STATEWIDE	15257	Closed	Roadway Reconstruct - Without Widening	SR-171; MP 7.09 - 8.01	SALT LAKE	F012658	F -0171 (66)	(\$296,529)	(\$21,533)	\$0	(\$318,062)
STP - FLEXIBLE (ANY AREA) STATEWIDE	15688	Substantially Compl	Roadway Minor Rehab - Purple Book	I-80; MP 124.96 - 127.57 & I-215; MP 1.60 - 4.00	SALT LAKE	F013049	F -180-3(193)	\$14,765,098	\$1,072,184	\$0	\$15,837,282
STP - FLEXIBLE (ANY AREA) STATEWIDE	15688	Substantially Compl	Roadway Minor Rehab - Purple Book	I-80; MP 124.96 - 127.57 & I-215; MP 1.60 - 4.00	SALT LAKE	F013049	F -180-3(193)	\$5,909,443	\$429,121	\$0	\$6,338,564
STP - FLEXIBLE (ANY AREA) STATEWIDE	15688	Substantially Compl	Roadway Minor Rehab - Purple Book	I-80; MP 124.96 - 127.57 & I-215; MP 1.60 - 4.00	SALT LAKE	F013049	F -180-3(193)	\$7,953	\$578	\$0	\$8,531
STP - FLEXIBLE (ANY AREA) STATEWIDE	16209	Closed	Structures Preventative Maintenance	FROM I-215N; MP .53 - 1.25 & FROM I-80N TO SR-154 40TH WEST; MP .00 - .25 & TO SR-154 40TH WEST; MP .00 - .20 & FROM SR-154 TO I-80N; MP .00 - .20 & FROM SR-186 TO SR-154 & I-80; MP .00 - .57 & FROM SR-186 TO SR-154 AIRPORT; MP FROM I-215N; MP .53 - 1.25 & FROM I-80N TO SR-154 40TH WEST; MP .00 - .25 & TO SR-154 40TH WEST; MP .00 - .20 & FROM SR-154 TO I-80N; MP .00 - .20 & FROM SR-186 TO SR-154 & I-80; MP .00 - .57 & FROM SR-186 TO SR-154 AIRPORT; MP	SALT LAKE	F013499	F -0154 (93)	(\$53,572)	(\$3,890)	\$0	(\$57,462)
STP - FLEXIBLE (ANY AREA) STATEWIDE	16209	Closed	Structures Preventative Maintenance	FROM I-215N; MP .53 - 1.25 & FROM I-80N TO SR-154 40TH WEST; MP .00 - .25 & TO SR-154 40TH WEST; MP .00 - .20 & FROM SR-154 TO I-80N; MP .00 - .20 & FROM SR-186 TO SR-154 & I-80; MP .00 - .57 & FROM SR-186 TO SR-154 AIRPORT; MP	SALT LAKE	F013499	F -0154 (93)	(\$58,417)	(\$4,242)	\$0	(\$62,659)
STP - FLEXIBLE (ANY AREA) STATEWIDE	16210	Physically Complete	Roadway Preventative Maintenance	US-89; MP 369.05 - 374.91	SALT LAKE	F013500	F -0089 (521)	\$186,460	\$13,540	\$0	\$200,000
STP - FLEXIBLE (ANY AREA) STATEWIDE	16213	Closed	Roadway Preventative Maintenance	SR-190; MP .00 - 1.82	SALT LAKE	F013503	F -0190 (27)	(\$119,693)	(\$8,692)	\$0	(\$128,385)
STP - FLEXIBLE (ANY AREA) STATEWIDE	16449	Scoping	Asset Management	I-80; MP 129.80 - 130.10	SALT LAKE	F013699	F -180-3(207)	\$118,917	\$8,635	\$0	\$127,552
STP - FLEXIBLE (ANY AREA) STATEWIDE	16921	Close Out	Intersection Improvements	SR-209; MP 11.92 - 11.92	SALT LAKE	F014149	F -0209 (47)	\$11,188	\$0	\$812	\$12,000
STP - FLEXIBLE (ANY AREA) STATEWIDE	17248	Closed	Roadway Reconstruct - Without Widening	SR-190; MP 8.00 - 17.71	SALT LAKE	F014424	F -0190 (26)	(\$2,287)	(\$166)	\$0	(\$2,453)
STP - FLEXIBLE (ANY AREA) STATEWIDE	17296	Physically Complete	Roadway Reconstruct - Without Widening	SR-186; MP 6.48 - 8.34	SALT LAKE	F014465	F -0186 (38)	\$102,553	\$7,447	\$0	\$110,000
STP - FLEXIBLE (ANY AREA) STATEWIDE	17302	Closed	Roadway Reconstruct - Without Widening	SR-292; MP .00 - 1.33	SALT LAKE	F014471	F -0292 (2)	\$57,961	\$4,209	\$0	\$62,170

WFRC Area
Federal Fiscal Year 2023 Projects
Obligated/ (De_Obligated)

Plan Fund Desc.	PIN	PIN Status	Index	Project Location	County	FMIS No.	PROJ_NO	FA	STATE	LOCAL	Total
STP - FLEXIBLE (ANY AREA) STATEWIDE	17338	Closed	Roadway Reconstruct - Without Widening	SR-68; MP 60.82 - 62.88	SALT LAKE	F014505	F -0068 (135	\$60,285	\$4,378	\$0	\$64,663
STP - FLEXIBLE (ANY AREA) STATEWIDE	17338	Closed	Roadway Reconstruct - Without Widening	SR-68; MP 60.82 - 62.88	SALT LAKE	F014505	F -0068 (135	\$0	\$0	\$0	\$0
STP - FLEXIBLE (ANY AREA) STATEWIDE	17338	Closed	Roadway Reconstruct - Without Widening	SR-68; MP 60.82 - 62.88	SALT LAKE	F014505	F -0068 (135	(\$25,583)	(\$1,858)	\$0	(\$27,441)
STP - FLEXIBLE (ANY AREA) STATEWIDE	17338	Closed	Roadway Reconstruct - Without Widening	SR-68; MP 60.82 - 62.88	SALT LAKE	F014505	F -0068 (135	(\$113,917)	(\$8,272)	\$0	(\$122,190)
STP - FLEXIBLE (ANY AREA) STATEWIDE	17340	Close Out	Roadway Reconstruct - Without Widening	US-89; MP 378.80 - 380.16	SALT LAKE	F014507	F -0089 (545	\$24,706	\$1,794	\$0	\$26,500
STP - FLEXIBLE (ANY AREA) STATEWIDE	17340	Close Out	Roadway Reconstruct - Without Widening	US-89; MP 378.80 - 380.16	SALT LAKE	F014507	F -0089 (545	(\$24,706)	(\$1,794)	\$0	(\$26,500)
STP - FLEXIBLE (ANY AREA) STATEWIDE	17627	Under Construction	Roadway Reconstruct - With Widening	SR-68; MP 50.08 - 50.93 & SR-68 NB from 6200 S to I-215	SALT LAKE	F014786	F -0068 (133	\$0	\$0	\$0	\$0
STP - FLEXIBLE (ANY AREA) STATEWIDE	17638	Physically Complete	Asset Management	SR-154; MP 6.80 - 13.60 & SR-154; MP 5.6 to 8.7	SALT LAKE	F014797	F -0154 (102	\$1,536,365	\$111,565	\$0	\$1,647,930
STP - FLEXIBLE (ANY AREA) STATEWIDE	17638	Physically Complete	Asset Management	SR-154; MP 6.80 - 13.60 & SR-154; MP 5.6 to 8.7	SALT LAKE	F014797	F -0154 (102	(\$315,052)	(\$22,878)	\$0	(\$337,930)
STP - FLEXIBLE (ANY AREA) STATEWIDE	17640	Awarded	Intersection Improvements	SR-85; MP 2.97 - 24.35	SALT LAKE	F014799	F -0085 (22	\$892,136	\$64,783	\$0	\$956,919
STP - FLEXIBLE (ANY AREA) STATEWIDE	17640	Awarded	Intersection Improvements	SR-85; MP 2.97 - 24.35	SALT LAKE	F014799	F -0085 (22	\$205,106	\$14,894	\$0	\$220,000
STP - FLEXIBLE (ANY AREA) STATEWIDE	17640	Awarded	Intersection Improvements	SR-85; MP 2.97 - 24.35	SALT LAKE	F014799	F -0085 (22	(\$49,460)	(\$3,592)	\$0	(\$53,052)
STP - FLEXIBLE (ANY AREA) STATEWIDE	18253	Closed	Structures Preventative Maintenance	SR-154; MP 5.20 - 5.32	SALT LAKE	F015357	F -0154 (91	(\$26,838)	(\$1,949)	\$0	(\$28,787)
STP - FLEXIBLE (ANY AREA) STATEWIDE	18253	Closed	Structures Preventative Maintenance	SR-154; MP 5.20 - 5.32	SALT LAKE	F015357	F -0154 (91	(\$43,429)	(\$3,154)	\$0	(\$46,582)
STP - FLEXIBLE (ANY AREA) STATEWIDE	18277	Physically Complete	Roadway Preventative Maintenance	SR-186; MP .00 - 1.91	SALT LAKE	F015380	F -0186 (43	\$966,603	\$70,191	\$0	\$1,036,794
STP - FLEXIBLE (ANY AREA) STATEWIDE	18277	Physically Complete	Roadway Preventative Maintenance	SR-186; MP .00 - 1.91	SALT LAKE	F015380	F -0186 (43	\$186,460	\$13,540	\$0	\$200,000
STP - FLEXIBLE (ANY AREA) STATEWIDE	18278	Region Review	Roadway Preventative Maintenance	SR-173; MP 3.85 - 4.98	SALT LAKE	F015381	F -0173 (42	\$2,185,086	\$158,672	\$0	\$2,343,759

WFRC Area
Federal Fiscal Year 2023 Projects
Obligated/ (De_Obligated)

Plan Fund Desc.	PIN	PIN Status	Index	Project Location	County	FMIS No.	PROJ_NO	FA	STATE	LOCAL	Total
STP - FLEXIBLE (ANY AREA) STATEWIDE	18279	Awarded	Roadway Minor Rehab - Purple Book	SR-186; MP 2.71 - 4.63	SALT LAKE	F015382	F -0186 (44)	\$3,007,507	\$218,393	\$0	\$3,225,900
STP - FLEXIBLE (ANY AREA) STATEWIDE	18279	Awarded	Roadway Minor Rehab - Purple Book	SR-186; MP 2.71 - 4.63	SALT LAKE	F015382	F -0186 (44)	\$93,230	\$6,770	\$0	\$100,000
STP - FLEXIBLE (ANY AREA) STATEWIDE	18279	Awarded	Roadway Minor Rehab - Purple Book	SR-186; MP 2.71 - 4.63	SALT LAKE	F015382	F -0186 (44)	\$69,083	\$5,017	\$0	\$74,100
STP - FLEXIBLE (ANY AREA) STATEWIDE	18461	Scoping	Intersection Improvements	SR-154; MP .59 - .88 & TO SR-154 BANGERTER HWY; MP .05 - .14	SALT LAKE	F015548	F -0154 (95)	\$32,631	\$2,370	\$0	\$35,000
STP - FLEXIBLE (ANY AREA) STATEWIDE	18833	Advertised	Ped & Bike	SR-171; MP .00 - 4.02	SALT LAKE	F015874	F -0171 (65)	\$228,414	\$16,587	\$0	\$245,000
STP - FLEXIBLE (ANY AREA) STATEWIDE	18833	Advertised	Ped & Bike	SR-171; MP .00 - 4.02	SALT LAKE	F015874	F -0171 (65)	\$149,168	\$10,832	\$0	\$160,000
STP - FLEXIBLE (ANY AREA) STATEWIDE	18833	Advertised	Ped & Bike	SR-171; MP .00 - 4.02	SALT LAKE	F015874	F -0171 (65)	\$46,615	\$3,385	\$0	\$50,000
STP - FLEXIBLE (ANY AREA) STATEWIDE	19185	Active	Spot Improvement - Safety	US-89; MP 368.32 - 368.40	SALT LAKE	F016210	F -0089 (589)	\$46,615	\$3,385	\$0	\$50,000
STP - FLEXIBLE (ANY AREA) STATEWIDE	19231	Awarded	Roadway Preventative Maintenance	SR-269; MP .00 - 1.80	SALT LAKE	F016254	F -0269 (3)	\$1,491,680	\$108,320	\$0	\$1,600,000
STP - FLEXIBLE (ANY AREA) STATEWIDE	19231	Awarded	Roadway Preventative Maintenance	SR-269; MP .00 - 1.80	SALT LAKE	F016254	F -0269 (3)	\$93,230	\$6,770	\$0	\$100,000
STP - FLEXIBLE (ANY AREA) STATEWIDE	19232	Under Construction	Roadway Preventative Maintenance	SR-190; MP 1.84 - 7.95 & SR-190; MP 16.77 - 19.84	SALT LAKE	F016255	F -0190 (29)	\$279,690	\$20,310	\$0	\$300,000
STP - FLEXIBLE (ANY AREA) STATEWIDE	19232	Under Construction	Roadway Preventative Maintenance	SR-190; MP 1.84 - 7.95 & SR-190; MP 16.77 - 19.84	SALT LAKE	F016255	F -0190 (29)	\$34,936	\$2,537	\$0	\$37,473
STP - FLEXIBLE (ANY AREA) STATEWIDE	19237	Active	Roadway Preventative Maintenance	SR-171; MP 12.71 - 15.66	SALT LAKE	F016260	F -0171 (73)	\$279,690	\$20,310	\$0	\$300,000
STP - FLEXIBLE (ANY AREA) STATEWIDE	19240	Awarded	Roadway Preventative Maintenance	SR-209; MP 13.22 - 14.57	SALT LAKE	F016263	F -0209 (54)	\$1,597,962	\$116,038	\$0	\$1,714,000
STP - FLEXIBLE (ANY AREA) STATEWIDE	19240	Awarded	Roadway Preventative Maintenance	SR-209; MP 13.22 - 14.57	SALT LAKE	F016263	F -0209 (54)	\$116,538	\$8,463	\$0	\$125,000
STP - FLEXIBLE (ANY AREA) STATEWIDE	19240	Awarded	Roadway Preventative Maintenance	SR-209; MP 13.22 - 14.57	SALT LAKE	F016263	F -0209 (54)	\$70,855	\$5,145	\$0	\$76,000
STP - FLEXIBLE (ANY AREA) STATEWIDE	19456	Scoping	Spot Improvement - Safety	SR-210; MP 10.20 - 10.60	SALT LAKE	F016461	F -0210 (39)	\$233,075	\$16,925	\$0	\$250,000

WFRC Area
Federal Fiscal Year 2023 Projects
Obligated/ (De_Obligated)

Plan Fund Desc.	PIN	PIN Status	Index	Project Location	County	FMIS No.	PROJ_NO	FA	STATE	LOCAL	Total
STP - FLEXIBLE (ANY AREA) STATEWIDE	19457	Active	Spot Improvement - Safety	I-80; MP 137.87 - 138.87	SALT LAKE	F016462	F -I80-4(184	\$149,168	\$10,832	\$0	\$160,000
STP - FLEXIBLE (ANY AREA) STATEWIDE	19571	Closed	Asset Management	SR-201; MP .80 - 1.10	SALT LAKE	F016576	F -0201 (48	(\$14,719)	(\$1,069)	\$0	(\$15,788)
STP - FLEXIBLE (ANY AREA) STATEWIDE	19750	Substantially Compl	Roadway Preventative Maintenance	US-89; MP 374.88 - 378.82 & SR-269; MP 1.35 - 1.80 & SR-209; MP 4.42 - 6.23 & SR-269; MP .00 - .45 & Various Locations	SALT LAKE	F016777	F -R299 (428	\$1,272,632	\$92,414	\$0	\$1,365,045
STP - FLEXIBLE (ANY AREA) STATEWIDE	19750	Substantially Compl	Roadway Preventative Maintenance	US-89; MP 374.88 - 378.82 & SR-269; MP 1.35 - 1.80 & SR-209; MP 4.42 - 6.23 & SR-269; MP .00 - .45 & Various Locations	SALT LAKE	F016777	F -R299 (428	\$1,028,327	\$74,673	\$0	\$1,103,000
STP - FLEXIBLE (ANY AREA) STATEWIDE	19750	Substantially Compl	Roadway Preventative Maintenance	US-89; MP 374.88 - 378.82 & SR-269; MP 1.35 - 1.80 & SR-209; MP 4.42 - 6.23 & SR-269; MP .00 - .45 & Various Locations	SALT LAKE	F016777	F -R299 (428	\$427,200	\$31,022	\$0	\$458,221
STP - FLEXIBLE (ANY AREA) STATEWIDE	19750	Substantially Compl	Roadway Preventative Maintenance	US-89; MP 374.88 - 378.82 & SR-269; MP 1.35 - 1.80 & SR-209; MP 4.42 - 6.23 & SR-269; MP .00 - .45 & Various Locations	SALT LAKE	F016777	F -R299 (428	\$414,874	\$30,127	\$0	\$445,000
STP - FLEXIBLE (ANY AREA) STATEWIDE	19750	Substantially Compl	Roadway Preventative Maintenance	US-89; MP 374.88 - 378.82 & SR-269; MP 1.35 - 1.80 & SR-209; MP 4.42 - 6.23 & SR-269; MP .00 - .45 & Various Locations	SALT LAKE	F016777	F -R299 (428	\$51,277	\$3,724	\$0	\$55,000
STP - FLEXIBLE (ANY AREA) STATEWIDE	19750	Substantially Compl	Roadway Preventative Maintenance	US-89; MP 374.88 - 378.82 & SR-269; MP 1.35 - 1.80 & SR-209; MP 4.42 - 6.23 & SR-269; MP .00 - .45 & Various Locations	SALT LAKE	F016777	F -R299 (428	(\$60,848)	(\$4,419)	\$0	(\$65,267)
STP - FLEXIBLE (ANY AREA) STATEWIDE	20025	Advertised	Roadway Minor Rehab - Purple Book	I-15; MP 299.58 - 309.64 & I-15; MP 299.60 - 309.52	SALT LAKE	F017041	F -I15-7(380	\$1,487,951	\$108,049	\$0	\$1,596,000
STP - FLEXIBLE (ANY AREA) STATEWIDE	20025	Advertised	Roadway Minor Rehab - Purple Book	I-15; MP 299.58 - 309.64 & I-15; MP 299.60 - 309.52	SALT LAKE	F017041	F -I15-7(380	\$190,189	\$13,811	\$0	\$204,000
STP - FLEXIBLE (ANY AREA) STATEWIDE	20025	Advertised	Roadway Minor Rehab - Purple Book	I-15; MP 299.58 - 309.64 & I-15; MP 299.60 - 309.52	SALT LAKE	F017041	F -I15-7(380	\$186,460	\$13,540	\$0	\$200,000
STP - FLEXIBLE (ANY AREA) STATEWIDE	20025	Advertised	Roadway Minor Rehab - Purple Book	I-15; MP 299.58 - 309.64 & I-15; MP 299.60 - 309.52	SALT LAKE	F017041	F -I15-7(380	\$110,641	\$8,034	\$0	\$118,676
STP - FLEXIBLE (ANY AREA) STATEWIDE	21161	Central Review	Structures Bridge Rehabilitation	I-215; MP 21.80 - 22.44 & FROM I-215P; MP .16 - .36 & FROM I-215P TO I-80N; MP .06 - .42 & I-215; MP 21.85 - 22.51 & I-215; MP 21.34 - 21.45 & I-215; MP 21.42 - 21.52	SALT LAKE	F018196	F -R299 (481	\$1,051,894	\$76,384	\$0	\$1,128,278
STP - FLEXIBLE (ANY AREA) STATEWIDE	18759	Closed	Other Study	N/A Annual Work Program	STATEWIDE	F015812	F -ST99 (699	(\$44,536)	\$0	\$0	(\$44,536)
STP - FLEXIBLE (ANY AREA) STATEWIDE	19794	Active	Other	N/A	STATEWIDE	F016820	F -ST99 (808	\$152,000	\$0	\$0	\$152,000
STP - FLEXIBLE (ANY AREA) STATEWIDE	20736	Active	other	2023 Utah Truck Parking Study	STATEWIDE	F017788	F -ST99 (882	\$195,735	\$14,214	\$0	\$209,949
STP - FLEXIBLE (ANY AREA) STATEWIDE	20736	Active	other	2023 Utah Truck Parking Study	STATEWIDE	F017788	F -ST99 (882	(\$82,237)	(\$5,972)	\$0	(\$88,209)

WFRC Area
Federal Fiscal Year 2023 Projects
Obligated/ (De_Obligated)

Plan Fund Desc.	PIN	PIN Status	Index	Project Location	County	FMIS No.	PROJ_NO	FA	STATE	LOCAL	Total
STP - FLEXIBLE (ANY AREA) STATEWIDE	15252	Close Out	Roadway Preventative Maintenance	SR-112; MP .00 - 8.23	TOOELE	F012653	F -0112 (12)	\$0	\$0	\$0	\$0
STP - FLEXIBLE (ANY AREA) STATEWIDE	15252	Close Out	Roadway Preventative Maintenance	SR-112; MP .00 - 8.23	TOOELE	F012653	F -0112 (12)	(\$668,014)	(\$48,509)	\$0	(\$716,523)
STP - FLEXIBLE (ANY AREA) STATEWIDE	16219	Physically Complete	Roadway Preventative Maintenance	SR-196; MP 24.00 - 36.90	TOOELE	F013509	F -0196 (7)	(\$672,247)	(\$48,816)	\$0	(\$721,063)
STP - FLEXIBLE (ANY AREA) STATEWIDE	17301	Closed	Roadway Preventative Maintenance	SR-138; MP 12.21 - 20.44	TOOELE	F014470	F -0138 (21)	(\$165,818)	(\$12,041)	\$0	(\$177,859)
STP - FLEXIBLE (ANY AREA) STATEWIDE	18206	Closed	Roadway Reconstruct - Without Widening	SR-196; MP .00 - 24.00 & SR-199; MP .00 - 8.04	TOOELE	F015311	F -0196 (6)	(\$572,647)	(\$41,583)	\$0	(\$614,230)
STP - FLEXIBLE (ANY AREA) STATEWIDE	18271	Physically Complete	Roadway Preventative Maintenance	I-80; MP 50.10 - 60.10 & I-80; MP 50.10 - 60.10	TOOELE	F015374	F -180-2(79)	\$581,138	\$42,200	\$0	\$623,338
STP - FLEXIBLE (ANY AREA) STATEWIDE	18296	Region Review	Spot Improvement - Safety	SR-36; MP 62.89 - 65.12	TOOELE	F015394	F -0036 (52)	\$87,170	\$6,330	\$0	\$93,500
STP - FLEXIBLE (ANY AREA) STATEWIDE	19233	Active	Roadway Preventative Maintenance	SR-199; MP 8.00 - 21.95	TOOELE	F016256	F -0199 (10)	\$200,445	\$14,556	\$0	\$215,000
STP - FLEXIBLE (ANY AREA) STATEWIDE	12674	Closed	Roadway Reconstruct - With Widening	I-215; MP 27.44 - 27.44 & I-215; MP 25.63 - 28.50 & I-215; MP 25.63 - 28.50 & SR-68; MP 62.88 - 67.27	VARIOUS	F010155	F -0068 (97)	\$0	\$0	\$0	\$0
STP - FLEXIBLE (ANY AREA) STATEWIDE	13640	Closed	Roadway Preventative Maintenance	SR-68; MP 30.68 - 36.17	VARIOUS	F011095	F -0068 (107)	(\$360,625)	(\$26,187)	\$0	(\$386,812)
STP - FLEXIBLE (ANY AREA) STATEWIDE	14411	Region Review	Roadway Reconstruct - Without Widening	US-40; MP 5.90 - 12.95 & US-40; MP 5.90 - 12.95	VARIOUS	F011824	F -0040 (199)	\$0	\$0	\$0	\$0
STP - FLEXIBLE (ANY AREA) STATEWIDE	16407	Under Construction	Roadway Minor Rehab - Purple Book	SR-174; MP .00 - 8.12 & US-6; MP 94.32 - 107.54 & US-6; MP 89.42 - 93.56	VARIOUS	F013666	F -R499 (458)	\$13,219,681	\$959,962	\$0	\$14,179,643
STP - FLEXIBLE (ANY AREA) STATEWIDE	16407	Under Construction	Roadway Minor Rehab - Purple Book	SR-174; MP .00 - 8.12 & US-6; MP 94.32 - 107.54 & US-6; MP 89.42 - 93.56	VARIOUS	F013666	F -R499 (458)	\$233,075	\$16,925	\$0	\$250,000
STP - FLEXIBLE (ANY AREA) STATEWIDE	16662	Advertised	Spot Improvement - Safety	US-89; MP 491.00 - 493.00	VARIOUS	F013910	F -0089 (510)	\$397,067	\$28,833	\$0	\$425,900
STP - FLEXIBLE (ANY AREA) STATEWIDE	16662	Advertised	Spot Improvement - Safety	US-89; MP 491.00 - 493.00	VARIOUS	F013910	F -0089 (510)	\$14,917	\$1,083	\$0	\$16,000
STP - FLEXIBLE (ANY AREA) STATEWIDE	16662	Advertised	Spot Improvement - Safety	US-89; MP 491.00 - 493.00	VARIOUS	F013910	F -0089 (510)	\$6,153	\$447	\$0	\$6,600
STP - FLEXIBLE (ANY AREA) STATEWIDE	16732	Closed	ATMS Project	US-89; MP 491.10 - 498.40	VARIOUS	F013978	F -0089 (476)	\$932	\$68	\$0	\$1,000

WFRC Area
Federal Fiscal Year 2023 Projects
Obligated/ (De_Obligated)

Plan Fund Desc.	PIN	PIN Status	Index	Project Location	County	FMIS No.	PROJ_NO	FA	STATE	LOCAL	Total
STP - FLEXIBLE (ANY AREA) STATEWIDE	16732	Closed	ATMS Project	US-89; MP 491.10 - 498.40	VARIOUS	F013978	F -0089 (476	(\$932)	(\$68)	\$0	(\$1,000)
STP - FLEXIBLE (ANY AREA) STATEWIDE	16732	Closed	ATMS Project	US-89; MP 491.10 - 498.40	VARIOUS	F013978	F -0089 (476	(\$15,513)	(\$1,127)	\$0	(\$16,640)
STP - FLEXIBLE (ANY AREA) STATEWIDE	16732	Closed	ATMS Project	US-89; MP 491.10 - 498.40	VARIOUS	F013978	F -0089 (476	(\$996,849)	(\$72,387)	\$0	(\$1,069,236)
STP - FLEXIBLE (ANY AREA) STATEWIDE	17230	Closed	Roadway Preventative Maintenance	SR-10; MP .00 - 12.84	VARIOUS	F014421	F -0010 (84	(\$839,070)	(\$60,930)	\$0	(\$900,000)
STP - FLEXIBLE (ANY AREA) STATEWIDE	17298	Close Out	Roadway Reconstruct - Without Widening	SR-65; MP 3.11 - 8.43	VARIOUS	F014467	F -0065 (6)	(\$132,702)	(\$9,636)	\$0	(\$142,338)
STP - FLEXIBLE (ANY AREA) STATEWIDE	17303	Close Out	Roadway Reconstruct - Without Widening	US-89; MP 383.12 - 383.77 & US-89; MP 381.54 - 383.77	VARIOUS	F014472	F -0089 (544	\$74,677	\$5,423	\$0	\$80,100
STP - FLEXIBLE (ANY AREA) STATEWIDE	17307	Closed	Roadway Preventative Maintenance	SR-150; MP 48.40 - 54.74 & SR-150; MP 16.00 - 25.48	VARIOUS	F014475	F -0150 (15	(\$5,613)	(\$408)	\$0	(\$6,020)
STP - FLEXIBLE (ANY AREA) STATEWIDE	17307	Closed	Roadway Preventative Maintenance	SR-150; MP 48.40 - 54.74 & SR-150; MP 16.00 - 25.48	VARIOUS	F014475	F -0150 (15	(\$109,566)	(\$7,956)	\$0	(\$117,522)
STP - FLEXIBLE (ANY AREA) STATEWIDE	18153	Closed	Roadway Minor Rehab - Purple Book	SR-24; MP 60.11 - 67.74 & SR-12; MP 100.24 - 122.86	VARIOUS	F015266	F -0024 (63	(\$605,995)	(\$44,005)	\$0	(\$650,000)
STP - FLEXIBLE (ANY AREA) STATEWIDE	18225	Substantially Compl	Spot Improvement - Operational	SR-132; MP 41.37 - 46.91	VARIOUS	F015330	F -0132 (29	\$24,267	\$1,762	\$0	\$26,030
STP - FLEXIBLE (ANY AREA) STATEWIDE	18225	Substantially Compl	Spot Improvement - Operational	SR-132; MP 41.37 - 46.91	VARIOUS	F015330	F -0132 (29	(\$24,267)	(\$1,762)	\$0	(\$26,030)
STP - FLEXIBLE (ANY AREA) STATEWIDE	18321	Close Out	Roadway Preventative Maintenance	US-40; MP 130.45 - 141.80 & SR-121; MP .00 - 1.70	VARIOUS	F015419	F -0040 (213	\$38,381	\$2,787	\$0	\$41,168
STP - FLEXIBLE (ANY AREA) STATEWIDE	18321	Close Out	Roadway Preventative Maintenance	US-40; MP 130.45 - 141.80 & SR-121; MP .00 - 1.70	VARIOUS	F015419	F -0040 (213	\$0	\$0	\$0	\$0
STP - FLEXIBLE (ANY AREA) STATEWIDE	18327	Close Out	Roadway Reconstruct - Without Widening	US-40; MP 52.00 - 62.00 & US-40; MP 68.00 - 86.20	VARIOUS	F015425	F -0040 (203	\$0	\$0	\$0	\$0
STP - FLEXIBLE (ANY AREA) STATEWIDE	18383	Closed	ATMS Project	SR-201; MP .00 - 2.90 & I-80; MP 99.00 - 107.50 & I-15; MP 285.84 - 312.32 & I-15; MP 285.84 - 312.31	VARIOUS	F015478	F -R299 (387	\$18,597	\$1,350	\$0	\$19,947
STP - FLEXIBLE (ANY AREA) STATEWIDE	18383	Closed	ATMS Project	SR-201; MP .00 - 2.90 & I-80; MP 99.00 - 107.50 & I-15; MP 285.84 - 312.32 & I-15; MP 285.84 - 312.31	VARIOUS	F015478	F -R299 (387	(\$18,597)	(\$1,350)	\$0	(\$19,947)
STP - FLEXIBLE (ANY AREA) STATEWIDE	18383	Closed	ATMS Project	SR-201; MP .00 - 2.90 & I-80; MP 99.00 - 107.50 & I-15; MP 285.84 - 312.32 & I-15; MP 285.84 - 312.31	VARIOUS	F015478	F -R299 (387	(\$37,292)	(\$2,708)	\$0	(\$40,000)

WFRC Area
Federal Fiscal Year 2023 Projects
Obligated/ (De_Obligated)

Plan Fund Desc.	PIN	PIN Status	Index	Project Location	County	FMIS No.	PROJ_NO	FA	STATE	LOCAL	Total
STP - FLEXIBLE (ANY AREA) STATEWIDE	18387	Contract Closed Out	Roadway Minor Rehab - Purple Book	I-15; MP 93.84 - 105.52 & I-15; MP 93.84 - 106.86	VARIOUS	F015480	F -I15-2(87)	\$806,440	\$58,561	\$0	\$865,000
STP - FLEXIBLE (ANY AREA) STATEWIDE	18677	Under Construction	Spot Improvement - Safety	I-15; MP 285.14 - 291.72 & I-15; MP 285.14 - 289.90 & I-80; MP 98.60 - 116.70 & I-80; MP 98.60 - 116.70 & SR-201; MP .00 - 16.70 & SR-201; MP .00 - 16.70 & I-215; MP .00 - 1.69 & I-215; MP .00 - 1.69 & I-15; MP 326.49 - 330.85 & I-15; MP 326.41 -	VARIOUS	F015752	F -ST99 (799)	\$3,303,877	\$239,915	\$0	\$3,543,792
STP - FLEXIBLE (ANY AREA) STATEWIDE	19189	Active	Roadway Minor Rehab - Purple Book	SR-35; MP .00 - 12.35	VARIOUS	F016214	F -0035 (13)	\$186,460	\$13,540	\$0	\$200,000
STP - FLEXIBLE (ANY AREA) STATEWIDE	19189	Active	Roadway Minor Rehab - Purple Book	SR-35; MP .00 - 12.35	VARIOUS	F016214	F -0035 (13)	\$102,553	\$7,447	\$0	\$110,000
STP - FLEXIBLE (ANY AREA) STATEWIDE	19198	Region Review	Roadway Preventative Maintenance	I-15; MP 120.95 - 135.27 & I-15; MP 120.82 - 135.26	VARIOUS	F016222	F -I15-3(52)	\$541,098	\$39,292	\$0	\$580,391
STP - FLEXIBLE (ANY AREA) STATEWIDE	19198	Region Review	Roadway Preventative Maintenance	I-15; MP 120.95 - 135.27 & I-15; MP 120.82 - 135.26	VARIOUS	F016222	F -I15-3(52)	\$93,446	\$6,786	\$0	\$100,231
STP - FLEXIBLE (ANY AREA) STATEWIDE	19216	Awarded	Roadway Preventative Maintenance	SR-36; MP 6.00 - 18.10	VARIOUS	F016239	F -0036 (53)	\$1,217,428	\$88,405	\$0	\$1,305,833
STP - FLEXIBLE (ANY AREA) STATEWIDE	19216	Awarded	Roadway Preventative Maintenance	SR-36; MP 6.00 - 18.10	VARIOUS	F016239	F -0036 (53)	\$270,367	\$19,633	\$0	\$290,000
STP - FLEXIBLE (ANY AREA) STATEWIDE	20006	Active	Spot Improvement - Safety	SR-226; MP 1.10 - 3.03	VARIOUS	F017023	F -0226 (3)	\$74,584	\$5,416	\$0	\$80,000
STP - FLEXIBLE (ANY AREA) STATEWIDE	20028	Scoping	Asset Management	I-80; MP 74.04 - 170.15	VARIOUS	F017044	F -R299 (440)	\$1,584,910	\$115,090	\$0	\$1,700,000
STP - FLEXIBLE (ANY AREA) STATEWIDE	20028	Scoping	Asset Management	I-80; MP 74.04 - 170.15	VARIOUS	F017044	F -R299 (440)	\$186,460	\$13,540	\$0	\$200,000
STP - FLEXIBLE (ANY AREA) STATEWIDE	20764	Under Construction	Roadway Preventative Maintenance	SR-24; MP 119.55 - 160.51	VARIOUS	F017816	F -0024 (70)	\$4,419,102	\$320,898	\$0	\$4,740,000
STP - FLEXIBLE (ANY AREA) STATEWIDE	20764	Under Construction	Roadway Preventative Maintenance	SR-24; MP 119.55 - 160.51	VARIOUS	F017816	F -0024 (70)	\$93,230	\$6,770	\$0	\$100,000
STP - FLEXIBLE (ANY AREA) STATEWIDE	20791	Active	Roadway Preventative Maintenance	I-15; MP 341.00 - 342.00 & I-84; MP 37.00 - 37.50	VARIOUS	F017843	F -R199 (370)	\$93,230	\$6,770	\$0	\$100,000
STP - FLEXIBLE (ANY AREA) STATEWIDE	20820	Active	Roadway Preventative Maintenance	SR-32; MP 7.68 - 13.02	VARIOUS	F017872	F -0032 (53)	\$153,830	\$11,171	\$0	\$165,000
STP - FLEXIBLE (ANY AREA) STATEWIDE	20908	Advertised	Asset Management	US-191; MP 257.00 - 258.00 & SR-96; MP 3.00 - 12.00 & US-6; MP 207.00 - 243.00	VARIOUS	F017957	F -R499 (471)	\$93,230	\$6,770	\$0	\$100,000
STP - FLEXIBLE (ANY AREA) STATEWIDE	21204	Awarded	Other	I-80; MP 2.19 - 2.29 & I-80; MP 3.92 - 3.93 & US-191; MP 73.36 - 73.46 & I-70; MP 186.50 - 186.65 & Weigh in Motion (WIM) Stations at Various Locations	VARIOUS	F018235	F -ST99 (931)	\$466,150	\$33,850	\$0	\$500,000

WFRC Area
Federal Fiscal Year 2023 Projects
Obligated/ (De_Obligated)

Plan Fund Desc.	PIN	PIN Status	Index	Project Location	County	FMIS No.	PROJ_NO	FA	STATE	LOCAL	Total
STP - FLEXIBLE (ANY AREA) STATEWIDE	21204	Awarded	Other	I-80; MP 2.19 - 2.29 & I-80; MP 3.92 - 3.93 & US-191; MP 73.36 - 73.46 & I-70; MP 186.50 - 186.65 & Weigh in Motion (WIM) Stations at Various Locations	VARIOUS	F018235	F -ST99 (931	\$0	\$0	\$0	\$0
STP - FLEXIBLE (ANY AREA) STATEWIDE	12446	Contract Closed Out	Structures Bridge Rehabilitation	SR-39; MP 8.89 - 13.42	WEBER	F009933	F -0039 (32	\$172,476	\$12,525	\$0	\$185,000
STP - FLEXIBLE (ANY AREA) STATEWIDE	12446	Contract Closed Out	Structures Bridge Rehabilitation	SR-39; MP 8.89 - 13.42	WEBER	F009933	F -0039 (32	\$0	\$0	\$0	\$0
STP - FLEXIBLE (ANY AREA) STATEWIDE	14517	Scoping	Roadway Reconstruct - With Widening	SR-39; MP .00 - 4.01	WEBER	F011929	F -0039 (49	\$2,703,670	\$196,330	\$0	\$2,900,000
STP - FLEXIBLE (ANY AREA) STATEWIDE	14517	Scoping	Roadway Reconstruct - With Widening	SR-39; MP .00 - 4.01	WEBER	F011929	F -0039 (49	\$154,762	\$11,238	\$0	\$166,000
STP - FLEXIBLE (ANY AREA) STATEWIDE	16522	Closed	Roadway Preventative Maintenance	SR-284; MP 1.54 - 1.60 & SR-284; MP 1.60 - 1.65 & SR-284; MP .00 - 1.54	WEBER	F013771	F -0284 (4)	(\$38,053)	(\$2,763)	\$0	(\$40,816)
STP - FLEXIBLE (ANY AREA) STATEWIDE	16529	Closed	Roadway Preventative Maintenance	SR-134; MP 12.40 - 14.30	WEBER	F013778	F -0134 (27	(\$382,559)	(\$27,780)	\$0	(\$410,339)
STP - FLEXIBLE (ANY AREA) STATEWIDE	16537	Closed	Roadway Preventative Maintenance	SR-158; MP .00 - 11.69	WEBER	F013786	F -0158 (123	(\$14,917)	(\$1,083)	\$0	(\$16,000)
STP - FLEXIBLE (ANY AREA) STATEWIDE	16537	Closed	Roadway Preventative Maintenance	SR-158; MP .00 - 11.69	WEBER	F013786	F -0158 (123	(\$1,240,408)	(\$90,074)	\$0	(\$1,330,482)
STP - FLEXIBLE (ANY AREA) STATEWIDE	16632	Closed	Roadway Preventative Maintenance	SR-53; MP 1.56 - 1.94 & SR-53; MP .09 - .98	WEBER	F013880	F -0053 (23	(\$18,402)	(\$1,336)	\$0	(\$19,739)
STP - FLEXIBLE (ANY AREA) STATEWIDE	17422	Region Review	Roadway Reconstruct - Without Widening	SR-39; MP 7.71 - 13.79	WEBER	F014585	F -0039 (42	\$51,921	\$3,770	\$0	\$55,691
STP - FLEXIBLE (ANY AREA) STATEWIDE	17422	Region Review	Roadway Reconstruct - Without Widening	SR-39; MP 7.71 - 13.79	WEBER	F014585	F -0039 (42	\$8,342	\$606	\$0	\$8,948
STP - FLEXIBLE (ANY AREA) STATEWIDE	17427	Under Construction	Roadway Reconstruct - Without Widening	SR-204; MP 2.24 - 5.44 & SR-204; MP .00 - .94	WEBER	F014590	F -0204 (29	\$335,628	\$24,372	\$0	\$360,000
STP - FLEXIBLE (ANY AREA) STATEWIDE	17427	Under Construction	Roadway Reconstruct - Without Widening	SR-204; MP 2.24 - 5.44 & SR-204; MP .00 - .94	WEBER	F014590	F -0204 (29	\$186,460	\$13,540	\$0	\$200,000
STP - FLEXIBLE (ANY AREA) STATEWIDE	17431	Contract Closed Out	Roadway Preventative Maintenance	SR-235; MP .50 - 3.20	WEBER	F014594	F -0235 (25	\$1,417,096	\$102,904	\$0	\$1,520,000
STP - FLEXIBLE (ANY AREA) STATEWIDE	17431	Contract Closed Out	Roadway Preventative Maintenance	SR-235; MP .50 - 3.20	WEBER	F014594	F -0235 (25	\$233,075	\$16,925	\$0	\$250,000
STP - FLEXIBLE (ANY AREA) STATEWIDE	17431	Contract Closed Out	Roadway Preventative Maintenance	SR-235; MP .50 - 3.20	WEBER	F014594	F -0235 (25	\$0	\$0	\$0	\$0

WFRC Area
Federal Fiscal Year 2023 Projects
Obligated/ (De_Obligated)

Plan Fund Desc.	PIN	PIN Status	Index	Project Location	County	FMIS No.	PROJ_NO	FA	STATE	LOCAL	Total
STP - FLEXIBLE (ANY AREA) STATEWIDE	17510	Under Construction	Spot Improvement - Safety	Cnty:FA-3318; MP 1.11 - 1.17 & SR-126; MP 10.68 - 10.78	WEBER	F014671	F -0126 (41)	\$233,075	\$16,925	\$0	\$250,000
STP - FLEXIBLE (ANY AREA) STATEWIDE	17510	Under Construction	Spot Improvement - Safety	Cnty:FA-3318; MP 1.11 - 1.17 & SR-126; MP 10.68 - 10.78	WEBER	F014671	F -0126 (41)	\$42,472	\$3,084	\$0	\$45,556
STP - FLEXIBLE (ANY AREA) STATEWIDE	18371	Closed	Intersection Improvements	SR-204; MP 5.20 - 5.40	WEBER	F015466	F -0204 (18)	\$0	\$0	\$0	\$0
STP - FLEXIBLE (ANY AREA) STATEWIDE	18373	Scoping	Spot Improvement - Operational	SR-134; MP 3.15 - 3.68	WEBER	F015468	F -0134 (29)	\$84,438	\$6,132	\$0	\$90,570
STP - FLEXIBLE (ANY AREA) STATEWIDE	18373	Scoping	Spot Improvement - Operational	SR-134; MP 3.15 - 3.68	WEBER	F015468	F -0134 (29)	\$73,876	\$5,365	\$0	\$79,241
STP - FLEXIBLE (ANY AREA) STATEWIDE	18373	Scoping	Spot Improvement - Operational	SR-134; MP 3.15 - 3.68	WEBER	F015468	F -0134 (29)	\$66,193	\$4,807	\$0	\$71,000
STP - FLEXIBLE (ANY AREA) STATEWIDE	18373	Scoping	Spot Improvement - Operational	SR-134; MP 3.15 - 3.68	WEBER	F015468	F -0134 (29)	\$60,600	\$4,401	\$0	\$65,000
STP - FLEXIBLE (ANY AREA) STATEWIDE	18373	Scoping	Spot Improvement - Operational	SR-134; MP 3.15 - 3.68	WEBER	F015468	F -0134 (29)	\$55,938	\$4,062	\$0	\$60,000
STP - FLEXIBLE (ANY AREA) STATEWIDE	18373	Scoping	Spot Improvement - Operational	SR-134; MP 3.15 - 3.68	WEBER	F015468	F -0134 (29)	\$10,848	\$788	\$0	\$11,636
STP - FLEXIBLE (ANY AREA) STATEWIDE	18373	Scoping	Spot Improvement - Operational	SR-134; MP 3.15 - 3.68	WEBER	F015468	F -0134 (29)	\$8,391	\$609	\$0	\$9,000
STP - FLEXIBLE (ANY AREA) STATEWIDE	19134	Awarded	Intersection Improvements	SR-134; MP 3.60 - 3.90	WEBER	F016159	F -0134 (31)	\$581,735	\$42,243	\$0	\$623,978
STP - FLEXIBLE (ANY AREA) STATEWIDE	19134	Awarded	Intersection Improvements	SR-134; MP 3.60 - 3.90	WEBER	F016159	F -0134 (31)	\$231,977	\$16,845	\$0	\$248,822
STP - FLEXIBLE (ANY AREA) STATEWIDE	19140	Contract Closed Out	Intersection Improvements	SR-108; MP 12.69 - 12.92	WEBER	F016165	F -0108 (39)	\$459,741	\$33,385	\$0	\$493,126
STP - FLEXIBLE (ANY AREA) STATEWIDE	19140	Contract Closed Out	Intersection Improvements	SR-108; MP 12.69 - 12.92	WEBER	F016165	F -0108 (39)	(\$268,856)	(\$19,523)	\$0	(\$288,380)
STP - FLEXIBLE (ANY AREA) STATEWIDE	19667	Scoping	Spot Improvement - Safety	SR-39; MP 19.20 - 19.60	WEBER	F016694	F -0039 (43)	\$27,969	\$2,031	\$0	\$30,000
STP - FLEXIBLE (ANY AREA) STATEWIDE	20008	Contract Closed Out	Spot Improvement - Safety	I-15; MP 340.00 - 341.00	WEBER	F017025	F -115-8(169)	\$559,380	\$40,620	\$0	\$600,000
STP - FLEXIBLE (ANY AREA) STATEWIDE	20008	Contract Closed Out	Spot Improvement - Safety	I-15; MP 340.00 - 341.00	WEBER	F017025	F -115-8(169)	\$74,584	\$5,416	\$0	\$80,000

WFRC Area
Federal Fiscal Year 2023 Projects
Obligated/ (De_Obligated)

Plan Fund Desc.	PIN	PIN Status	Index	Project Location	County	FMIS No.	PROJ_NO	FA	STATE	LOCAL	Total
STP - FLEXIBLE (ANY AREA) STATEWIDE	20008	Contract Closed Out	Spot Improvement - Safety	I-15; MP 340.00 - 341.00	WEBER	F017025	F -115-8(169	\$27,969	\$2,031	\$0	\$30,000
STP - FLEXIBLE (ANY AREA) STATEWIDE	20008	Contract Closed Out	Spot Improvement - Safety	I-15; MP 340.00 - 341.00	WEBER	F017025	F -115-8(169	\$0	\$0	\$0	\$0
STP - FLEXIBLE (ANY AREA) STATEWIDE	20016	Substantially Compl	Spot Improvement - Safety	I-15; MP 345.45 - 345.45	WEBER	F017033	F -115-8(171	\$306,820	\$22,280	\$0	\$329,100
STP - FLEXIBLE (ANY AREA) STATEWIDE	20016	Substantially Compl	Spot Improvement - Safety	I-15; MP 345.45 - 345.45	WEBER	F017033	F -115-8(171	\$51,277	\$3,724	\$0	\$55,000
STP - FLEXIBLE (ANY AREA) STATEWIDE	20016	Substantially Compl	Spot Improvement - Safety	I-15; MP 345.45 - 345.45	WEBER	F017033	F -115-8(171	\$32,631	\$2,370	\$0	\$35,000
STP - FLEXIBLE (ANY AREA) STATEWIDE	20016	Substantially Compl	Spot Improvement - Safety	I-15; MP 345.45 - 345.45	WEBER	F017033	F -115-8(171	\$14,824	\$1,076	\$0	\$15,900
STP - FLEXIBLE (ANY AREA) STATEWIDE	20020	Active	Spot Improvement - Safety	SR-39; MP 9.00 - 9.80	WEBER	F017037	F -0039 (46	\$93,230	\$6,770	\$0	\$100,000
STP - FLEXIBLE (ANY AREA) STATEWIDE	20080	Physically Complete	Roadway Preventative Maintenance	SR-39; MP 27.72 - 34.38	WEBER	F017096	F -0039 (45	\$4,307,225	\$312,774	\$0	\$4,619,999
STP - FLEXIBLE (ANY AREA) STATEWIDE	20080	Physically Complete	Roadway Preventative Maintenance	SR-39; MP 27.72 - 34.38	WEBER	F017096	F -0039 (45	\$54,203	\$3,936	\$0	\$58,139
STP - FLEXIBLE (ANY AREA) STATEWIDE	20080	Physically Complete	Roadway Preventative Maintenance	SR-39; MP 27.72 - 34.38	WEBER	F017096	F -0039 (45	(\$1,266,192)	(\$91,946)	\$0	(\$1,358,138)
STP - FLEXIBLE (ANY AREA) STATEWIDE	20542	Contract Closed Out	Structures Bridge Rehabilitation	I-15; MP 343.11 - 346.75	WEBER	F017593	F -115-8(174	\$539,319	\$39,163	\$0	\$578,482
STP - FLEXIBLE (ANY AREA) STATEWIDE	20542	Contract Closed Out	Structures Bridge Rehabilitation	I-15; MP 343.11 - 346.75	WEBER	F017593	F -115-8(174	\$525,965	\$38,194	\$0	\$564,158
STP - FLEXIBLE (ANY AREA) STATEWIDE	20803	Scoping	Spot Improvement - Safety	SR-126; MP 14.90 - 15.10	WEBER	F017855	F -0126 (50	\$256,383	\$18,618	\$0	\$275,000
STP - FLEXIBLE (ANY AREA) STATEWIDE	21318	Active	Roadway Preventative Maintenance	US-89; MP 417.66 - 420.52	WEBER	F018373	F -0089 (595	\$233,075	\$16,925	\$0	\$250,000
STP - SMALL URBAN (JHC)	16588	Scoping	New Construction	Tom's Lane South Extension	TOOELE	F013836	F -R299 (297	\$228,414	\$0	\$16,587	\$245,000
STP - SMALL URBAN (JHC)	16588	Scoping	New Construction	Tom's Lane South Extension	TOOELE	F013836	F -R299 (297	\$51,277	\$0	\$3,724	\$55,000
STP - URBAN AREA OGDEN / LAYTON (WFRC)	6552	Closed	Environmental Document Prep (EA, EIS)	SR-37; MP .00 - 2.00	DAVIS	37004	F -0037 (4	(\$72,927)	(\$5,296)	\$0	(\$78,223)

WFRC Area
Federal Fiscal Year 2023 Projects
Obligated/ (De_Obligated)

Plan Fund Desc.	PIN	PIN Status	Index	Project Location	County	FMIS No.	PROJ_NO	FA	STATE	LOCAL	Total
STP - URBAN AREA OGDEN / LAYTON (WFRC)	14043	Closed	Roadway Reconstruct - With Widening	Bluff Road; 550 West (on Gentile) to 1000 West	DAVIS	F011471	F -LC11 (63)	\$0	\$0	\$0	\$0
STP - URBAN AREA OGDEN / LAYTON (WFRC)	14843	Close Out	Roadway Reconstruct - With Widening	500 West; 2000 South to SR-108	DAVIS	F012234	F -LC11 (68)	\$0	\$0	\$0	\$0
STP - URBAN AREA OGDEN / LAYTON (WFRC)	16933	Active	Trails and Bikepaths	SR-106; MP 8.30 - 9.05	DAVIS	F014161	F -0106 (21)	\$587,349	\$0	\$42,651	\$630,000
STP - URBAN AREA OGDEN / LAYTON (WFRC)	17429	Under Construction	Roadway Preventative Maintenance	SR-67; MP 4.84 - 11.55	DAVIS	F014592	F -0067 (36)	\$1,604,773	\$116,532	\$0	\$1,721,306
STP - URBAN AREA OGDEN / LAYTON (WFRC)	17794	Scoping	Roadway Reconstruct - With Widening	500 West Phase II; 2010 South to 2800 South, Syracuse Utah	DAVIS	F014926	F -R199 (9)	\$372,062	\$0	\$27,018	\$399,080
STP - URBAN AREA OGDEN / LAYTON (WFRC)	17794	Scoping	Roadway Reconstruct - With Widening	500 West Phase II; 2010 South to 2800 South, Syracuse Utah	DAVIS	F014926	F -R199 (9)	\$47,473	\$0	\$3,447	\$50,920
STP - URBAN AREA OGDEN / LAYTON (WFRC)	17796	Active	Intersection Improvements	800 West & 1500 South Intersection, Woods Cross, Utah 84087	DAVIS	F014928	F -R199 (8)	\$37,292	\$0	\$2,708	\$40,000
STP - URBAN AREA OGDEN / LAYTON (WFRC)	17796	Active	Intersection Improvements	800 West & 1500 South Intersection, Woods Cross, Utah 84087	DAVIS	F014928	F -R199 (8)	\$36,360	\$0	\$2,640	\$39,000
STP - URBAN AREA OGDEN / LAYTON (WFRC)	19627	Scoping	Ped & Bike	Cnty:FA-1458; MP .48 - .76	DAVIS	F016630	F -1458 (1)	\$9,323	\$0	\$677	\$10,000
STP - URBAN AREA OGDEN / LAYTON (WFRC)	19682	Region Review	Roadway Reconstruct - Without Widening	SR-273; MP 2.82 - 3.06	DAVIS	F016709	F -0273 (12)	\$174,653	\$12,683	\$0	\$187,336
STP - URBAN AREA OGDEN / LAYTON (WFRC)	19682	Region Review	Roadway Reconstruct - Without Widening	SR-273; MP 2.82 - 3.06	DAVIS	F016709	F -0273 (12)	(\$101,057)	(\$7,338)	\$0	(\$108,396)
STP - URBAN AREA OGDEN / LAYTON (WFRC)	20392	Active	Other	N/A	STATEWIDE	F017418	F -ST99 (857)	\$246,360	\$0	\$0	\$246,360
STP - URBAN AREA OGDEN / LAYTON (WFRC)	19252	Physically Complete	Roadway Preventative Maintenance	SR-126; MP 3.97 - 11.80	VARIOUS	F016274	F -0126 (44)	\$2,835,628	\$205,912	\$0	\$3,041,540
STP - URBAN AREA OGDEN / LAYTON (WFRC)	19252	Physically Complete	Roadway Preventative Maintenance	SR-126; MP 3.97 - 11.80	VARIOUS	F016274	F -0126 (44)	\$456,827	\$33,173	\$0	\$490,000
STP - URBAN AREA OGDEN / LAYTON (WFRC)	19252	Physically Complete	Roadway Preventative Maintenance	SR-126; MP 3.97 - 11.80	VARIOUS	F016274	F -0126 (44)	\$37,292	\$2,708	\$0	\$40,000
STP - URBAN AREA OGDEN / LAYTON (WFRC)	19252	Physically Complete	Roadway Preventative Maintenance	SR-126; MP 3.97 - 11.80	VARIOUS	F016274	F -0126 (44)	\$0	\$0	\$0	\$0
STP - URBAN AREA OGDEN / LAYTON (WFRC)	11993	Closed	Roadway Reconstruct - With Widening	Cnty:FA-3448; MP .00 - .50 & Larsen Lane; North Harrisville Road to Washington Blvd	WEBER	F009516	F -LC57 (26)	\$26,340	\$0	\$0	\$26,340

WFRC Area
Federal Fiscal Year 2023 Projects
Obligated/ (De_Obligated)

Plan Fund Desc.	PIN	PIN Status	Index	Project Location	County	FMIS No.	PROJ_NO	FA	STATE	LOCAL	Total
STP - URBAN AREA OGDEN / LAYTON (WFRC)	11993	Closed	Roadway Reconstruct - With Widening	Cnty:FA-3448; MP .00 - .50 & Larsen Lane; North Harrisville Road to Washington Blvd	WEBER	F009516	F -LC57 (26)	(\$26,340)	\$0	\$0	(\$26,340)
STP - URBAN AREA OGDEN / LAYTON (WFRC)	16936	Scoping	Roadway Reconstruct - Without Widening	Cnty:FA-3354; MP .00 - .46 & Cnty:FA-3354; MP 3.70 - 4.05	WEBER	F014164	F -3354 (4)	\$559,003	\$0	\$40,593	\$599,596
STP - URBAN AREA OGDEN / LAYTON (WFRC)	16936	Scoping	Roadway Reconstruct - Without Widening	Cnty:FA-3354; MP .00 - .46 & Cnty:FA-3354; MP 3.70 - 4.05	WEBER	F014164	F -3354 (4)	\$447,504	\$0	\$32,496	\$480,000
STP - URBAN AREA OGDEN / LAYTON (WFRC)	16936	Scoping	Roadway Reconstruct - Without Widening	Cnty:FA-3354; MP .00 - .46 & Cnty:FA-3354; MP 3.70 - 4.05	WEBER	F014164	F -3354 (4)	\$113,166	\$0	\$8,218	\$121,384
STP - URBAN AREA OGDEN / LAYTON (WFRC)	16936	Scoping	Roadway Reconstruct - Without Widening	Cnty:FA-3354; MP .00 - .46 & Cnty:FA-3354; MP 3.70 - 4.05	WEBER	F014164	F -3354 (4)	\$8,409	\$0	\$611	\$9,020
STP - URBAN AREA OGDEN / LAYTON (WFRC)	17795	Active	Roadway Reconstruct - Without Widening	Cnty:FA-3328; MP .53 - 1.22	WEBER	F014927	F -3328 (2)	\$293,675	\$0	\$21,326	\$315,000
STP - URBAN AREA OGDEN / LAYTON (WFRC)	17795	Active	Roadway Reconstruct - Without Widening	Cnty:FA-3328; MP .53 - 1.22	WEBER	F014927	F -3328 (2)	\$16,781	\$0	\$1,219	\$18,000
STP - URBAN AREA OGDEN / LAYTON (WFRC)	17797	Scoping	Roadway Reconstruct - Without Widening	Cnty:FA-3442; MP 5.16 - 5.76	WEBER	F014929	F -3442 (2)	(\$9,323)	\$0	(\$677)	(\$10,000)
STP - URBAN AREA SALT LAKE (WFRC)	11083	Closed	Roadway Minor Rehab - Purple Book	Cnty:FA-2076; MP 4.53 - 5.77 & 1300 East; 1300 South to 2100 South	SALT LAKE	F008699	F -2076 (1)	\$192,244	\$0	\$144,184	\$336,428
STP - URBAN AREA SALT LAKE (WFRC)	11083	Closed	Roadway Minor Rehab - Purple Book	Cnty:FA-2076; MP 4.53 - 5.77 & 1300 East; 1300 South to 2100 South	SALT LAKE	F008699	F -2076 (1)	(\$1,985,562)	\$0	(\$144,184)	(\$2,129,745)
STP - URBAN AREA SALT LAKE (WFRC)	13112	Closed	Roadway New Construction (New Alignment)	Porter Rockwell Blvd (4th Seg); East Jordan Canal	SALT LAKE	F010557	F -LC35 (249)	\$51,946	\$0	\$0	\$51,946
STP - URBAN AREA SALT LAKE (WFRC)	13112	Closed	Roadway New Construction (New Alignment)	Porter Rockwell Blvd (4th Seg); East Jordan Canal	SALT LAKE	F010557	F -LC35 (249)	(\$13,985)	\$0	\$0	(\$13,985)
STP - URBAN AREA SALT LAKE (WFRC)	13112	Closed	Roadway New Construction (New Alignment)	Porter Rockwell Blvd (4th Seg); East Jordan Canal	SALT LAKE	F010557	F -LC35 (249)	(\$1,143,440)	\$0	\$0	(\$1,143,440)
STP - URBAN AREA SALT LAKE (WFRC)	14034	Contract Complete	Roadway Reconstruct - With Widening	Cnty:FA-2118; MP 4.76 - 5.64 & 500 West; 3300 South to 3900 South	SALT LAKE	F011462	F -LC35 (272)	\$1,864,600	\$0	\$135,400	\$2,000,000
STP - URBAN AREA SALT LAKE (WFRC)	14034	Contract Complete	Roadway Reconstruct - With Widening	Cnty:FA-2118; MP 4.76 - 5.64 & 500 West; 3300 South to 3900 South	SALT LAKE	F011462	F -LC35 (272)	\$103	\$0	\$7	\$110
STP - URBAN AREA SALT LAKE (WFRC)	14034	Contract Complete	Roadway Reconstruct - With Widening	Cnty:FA-2118; MP 4.76 - 5.64 & 500 West; 3300 South to 3900 South	SALT LAKE	F011462	F -LC35 (272)	\$0	\$0	\$0	\$0
STP - URBAN AREA SALT LAKE (WFRC)	14034	Contract Complete	Roadway Reconstruct - With Widening	Cnty:FA-2118; MP 4.76 - 5.64 & 500 West; 3300 South to 3900 South	SALT LAKE	F011462	F -LC35 (272)	(\$103)	\$0	(\$7)	(\$110)

WFRC Area
Federal Fiscal Year 2023 Projects
Obligated/ (De_Obligated)

Plan Fund Desc.	PIN	PIN Status	Index	Project Location	County	FMIS No.	PROJ_NO	FA	STATE	LOCAL	Total
STP - URBAN AREA SALT LAKE (WFRC)	14039	Substantially Compl	Roadway Reconstruct - With Widening	Cnty:FA-2066; MP 6.65 - 7.20 & 1300 West; 9400 South to 9000 South	SALT LAKE	F011467	F -LC35 (276	\$1,954,859	\$0	\$141,954	\$2,096,814
STP - URBAN AREA SALT LAKE (WFRC)	14041	Contract Complete	Intersection Improvements	Cnty:FA-2266; MP .24 - 1.08 & Highland Drive; Spring Lane to Fardown Avenue	SALT LAKE	F011469	F -LC35 (278	\$14,467	\$0	\$1,051	\$15,517
STP - URBAN AREA SALT LAKE (WFRC)	14041	Contract Complete	Intersection Improvements	Cnty:FA-2266; MP .24 - 1.08 & Highland Drive; Spring Lane to Fardown Avenue	SALT LAKE	F011469	F -LC35 (278	\$562	\$0	\$41	\$603
STP - URBAN AREA SALT LAKE (WFRC)	14041	Contract Complete	Intersection Improvements	Cnty:FA-2266; MP .24 - 1.08 & Highland Drive; Spring Lane to Fardown Avenue	SALT LAKE	F011469	F -LC35 (278	(\$14,467)	\$0	(\$1,051)	(\$15,517)
STP - URBAN AREA SALT LAKE (WFRC)	14828	Closed	study	Cnty:FA-2266; MP .00 - 1.39	SALT LAKE	F012225	F -LC35 (291	(\$57,433)	\$0	\$0	(\$57,433)
STP - URBAN AREA SALT LAKE (WFRC)	14830	Active	Roadway Reconstruct - With Widening	Cnty:FA-2036; MP .00 - 1.05	SALT LAKE	F012227	F -LC35 (293	\$397,813	\$0	\$28,888	\$426,701
STP - URBAN AREA SALT LAKE (WFRC)	14830	Active	Roadway Reconstruct - With Widening	Cnty:FA-2036; MP .00 - 1.05	SALT LAKE	F012227	F -LC35 (293	\$279,690	\$0	\$20,310	\$300,000
STP - URBAN AREA SALT LAKE (WFRC)	14831	Closed	Roadway Reconstruct - With Widening	Cnty:FA-2172; MP 3.53 - 5.79 & Cnty FA-2172; MP 3.707 - 5.579	SALT LAKE	F012228	F -LC35 (294	\$0	\$0	\$0	\$0
STP - URBAN AREA SALT LAKE (WFRC)	15908	Active	Roadway Reconstruct - Without Widening	Cnty:FA-2076; MP 3.55 - 4.59	SALT LAKE	F013206	F -2076 (2)	\$1,094,902	\$0	\$79,508	\$1,174,410
STP - URBAN AREA SALT LAKE (WFRC)	15908	Active	Reconstruct - Without Widening	Cnty:FA-2076; MP 3.55 - 4.59	SALT LAKE	F013206	F -2076 (2)	\$214,429	\$0	\$15,571	\$230,000
STP - URBAN AREA SALT LAKE (WFRC)	15908	Active	Reconstruct - Without Widening	Cnty:FA-2076; MP 3.55 - 4.59	SALT LAKE	F013206	F -2076 (2)	\$148,923	\$0	\$10,814	\$159,737
STP - URBAN AREA SALT LAKE (WFRC)	15910	Under Construction	Reconstruct - Without Widening	Cnty:FA-2040; MP 6.65 - 7.16	SALT LAKE	F013208	F -2040 (1)	\$334,479	\$0	\$24,289	\$358,768
STP - URBAN AREA SALT LAKE (WFRC)	15910	Under Construction	Reconstruct - Without Widening	Cnty:FA-2040; MP 6.65 - 7.16	SALT LAKE	F013208	F -2040 (1)	\$185,062	\$0	\$13,438	\$198,500
STP - URBAN AREA SALT LAKE (WFRC)	15910	Under Construction	Reconstruct - Without Widening	Cnty:FA-2040; MP 6.65 - 7.16	SALT LAKE	F013208	F -2040 (1)	\$0	\$0	\$0	\$0
STP - URBAN AREA SALT LAKE (WFRC)	15911	Under Construction	Reconstruct - Without Widening	Cnty:FA-2180; MP .59 - 1.47	SALT LAKE	F013209	F -2180 (3)	\$0	\$0	(\$0)	(\$0)
STP - URBAN AREA SALT LAKE (WFRC)	15912	Scoping	Intersection Improvements	2810 South at 8000 West from 8000 West to 8058 West	SALT LAKE	F013210	F -LC35 (315	\$291,897	\$0	\$21,196	\$313,093
STP - URBAN AREA SALT LAKE (WFRC)	15914	Scoping	Intersection Improvements	Cnty:FA-2179; MP .00 - .42	SALT LAKE	F013212	F -2179 (1)	\$186,544	\$0	\$13,546	\$200,090

WFRC Area
Federal Fiscal Year 2023 Projects
Obligated/ (De_Obligated)

Plan Fund Desc.	PIN	PIN Status	Index	Project Location	County	FMIS No.	PROJ_NO	FA	STATE	LOCAL	Total
STP - URBAN AREA SALT LAKE (WFRC)	16921	Close Out	Intersection Improvements	SR-209; MP 11.92 - 11.92	SALT LAKE	F014149	F -0209 (47)	\$233,075	\$0	\$16,925	\$250,000
STP - URBAN AREA SALT LAKE (WFRC)	16923	Substantially Compl	Spot Improvement - Operational	Cnty:FA-2068; MP .06 - .40	SALT LAKE	F014151	F -2068 (1)	\$5,828	\$0	\$423	\$6,252
STP - URBAN AREA SALT LAKE (WFRC)	16923	Substantially Compl	Spot Improvement - Operational	Cnty:FA-2068; MP .06 - .40	SALT LAKE	F014151	F -2068 (1)	(\$5,828)	\$0	(\$423)	(\$6,252)
STP - URBAN AREA SALT LAKE (WFRC)	16925	Scoping	Roadway Reconstruct - With Widening	Cnty:FA-2138; MP .00 - .87	SALT LAKE	F014153	F -2138 (1)	\$830,679	\$0	\$60,321	\$891,000
STP - URBAN AREA SALT LAKE (WFRC)	16925	Scoping	Roadway Reconstruct - With Widening	Cnty:FA-2138; MP .00 - .87	SALT LAKE	F014153	F -2138 (1)	\$233,075	\$0	\$16,925	\$250,000
STP - URBAN AREA SALT LAKE (WFRC)	16928	Scoping	Roadway Reconstruct - With Widening	Cnty:FA-2151; MP 1.49 - 2.21	SALT LAKE	F014156	F -2151 (1)	\$500,000	\$0	\$36,308	\$536,308
STP - URBAN AREA SALT LAKE (WFRC)	16929	Closed	Other Study	Cnty:FA-2038; MP 2.17 - 2.17	SALT LAKE	F014157	F -2038 (2)	(\$17,158)	\$0	(\$1,246)	(\$18,404)
STP - URBAN AREA SALT LAKE (WFRC)	17806	Active	Roadway Reconstruct - With Widening	Cnty:FA-2233; MP 1.00 - 1.93	SALT LAKE	F014931	F -2233 (1)	\$637,693	\$0	\$46,307	\$684,000
STP - URBAN AREA SALT LAKE (WFRC)	17807	Scoping	Roadway Reconstruct - With Widening	Cnty:FA-2213; MP 1.23 - 1.65	SALT LAKE	F014932	F -2213 (1)	\$350,000	\$0	\$25,416	\$375,416
STP - URBAN AREA SALT LAKE (WFRC)	17836	Scoping	Intersection Improvements	Cnty:FA-2030; MP .68 - 1.45	SALT LAKE	F014961	S -2030 (2)	\$9,323	\$0	\$677	\$10,000
STP - URBAN AREA SALT LAKE (WFRC)	17836	Scoping	Intersection Improvements	Cnty:FA-2030; MP .68 - 1.45	SALT LAKE	F014961	S -2030 (2)	(\$9,323)	\$0	(\$677)	(\$10,000)
STP - URBAN AREA SALT LAKE (WFRC)	17838	Active	Intersection Improvements	Cnty:FA-2124; MP 1.01 - 1.01	SALT LAKE	F014963	F -2124 (3)	\$559,380	\$0	\$40,620	\$600,000
STP - URBAN AREA SALT LAKE (WFRC)	17838	Active	Intersection Improvements	Cnty:FA-2124; MP 1.01 - 1.01	SALT LAKE	F014963	F -2124 (3)	\$46,615	\$0	\$3,385	\$50,000
STP - URBAN AREA SALT LAKE (WFRC)	18816	Scoping	Intersection Improvements	Cnty:FA-2218; MP .00 - .28	SALT LAKE	F015857	F -2218 (1)	\$9,323	\$0	\$677	\$10,000
STP - URBAN AREA SALT LAKE (WFRC)	18822	Scoping	Roadway Reconstruct - Without Widening	Cnty:FA-2048; MP .83 - 1.75	SALT LAKE	F015863	F -2048 (1)	\$10,000	\$0	\$726	\$10,726
STP - URBAN AREA SALT LAKE (WFRC)	18827	Physically Complete	Intersection Improvements	3800 South Skyline HS; Virginia Way to Birch Drive	SALT LAKE	F015868	F -LC35 (323)	\$13,985	\$0	\$1,016	\$15,000
STP - URBAN AREA SALT LAKE (WFRC)	18827	Physically Complete	Intersection Improvements	3800 South Skyline HS; Virginia Way to Birch Drive	SALT LAKE	F015868	F -LC35 (323)	\$0	\$0	\$0	\$0

WFRC Area
Federal Fiscal Year 2023 Projects
Obligated/ (De_Obligated)

Plan Fund Desc.	PIN	PIN Status	Index	Project Location	County	FMIS No.	PROJ_NO	FA	STATE	LOCAL	Total
STP - URBAN AREA SALT LAKE (WFRC)	18827	Physically Complete	Intersection Improvements	3800 South Skyline HS; Virginia Way to Birch Drive	SALT LAKE	F015868	F -LC35 (323	(\$13,985)	\$0	(\$1,016)	(\$15,000)
STP - URBAN AREA SALT LAKE (WFRC)	19631	Active	Roadway Reconstruct - Without Widening	Cnty:FA-2076; MP 1.04 - 1.39	SALT LAKE	F016634	F -2076 (4)	\$306,727	\$0	\$22,273	\$329,000
STP - URBAN AREA SALT LAKE (WFRC)	19634	Contract Complete	Roadway Reconstruct - Without Widening	SR-85; MP 6.56 - 6.66	SALT LAKE	F016637	F -0085 (20	\$1,275,928	\$92,653	\$0	\$1,368,581
STP - URBAN AREA SALT LAKE (WFRC)	19634	Contract Complete	Roadway Reconstruct - Without Widening	SR-85; MP 6.56 - 6.66	SALT LAKE	F016637	F -0085 (20	\$13,523	\$982	\$0	\$14,505
STP - URBAN AREA SALT LAKE (WFRC)	19679	Scoping	Spot Improvement - Safety	Cnty:FA-2156; MP 8.03 - 8.30	SALT LAKE	F016706	F -2146 (1)	\$282,487	\$0	\$20,513	\$303,000
STP - URBAN AREA SALT LAKE (WFRC)	20148	Scoping	Ped & Bike	Cnty:FA-2066; MP 7.20 - 8.70	SALT LAKE	F017170	F -2066 (4)	\$2,612,771	\$0	\$189,729	\$2,802,500
STP - URBAN AREA SALT LAKE (WFRC)	20148	Scoping	Ped & Bike	Cnty:FA-2066; MP 7.20 - 8.70	SALT LAKE	F017170	F -2066 (4)	\$699,225	\$0	\$50,775	\$750,000
STP - URBAN AREA SALT LAKE (WFRC)	20316	Active	Ped & Bike	SR-71; MP 20.05 - 21.17	SALT LAKE	F017342	F -0071 (73	\$441,110	\$32,032	\$0	\$473,142
STP - URBAN AREA SALT LAKE (WFRC)	20316	Active	Ped & Bike	SR-71; MP 20.05 - 21.17	SALT LAKE	F017342	F -0071 (73	\$41,954	\$3,047	\$0	\$45,000
STP - URBAN AREA SALT LAKE (WFRC)	20392	Active	Other	N/A	STATEWIDE	F017418	F -ST99 (857	\$457,526	\$0	\$0	\$457,526
STP SALT LAKE URBAN FUNDS @ 100 %	11083	Closed	Roadway Minor Rehab - Purple Book	Cnty:FA-2076; MP 4.53 - 5.77 & 1300 East; 1300 South to 2100 South	SALT LAKE	F008699	F -2076 (1)	\$1,793,318	\$0	\$0	\$1,793,318
STP SALT LAKE URBAN FUNDS @ 100 %	11985	Scoping	Funding Pass Through	Project Planning Support - Salt Lake County	SALT LAKE	F009508	F -LC35 (240	\$308,371	\$0	\$0	\$308,371
STP SALT LAKE URBAN FUNDS @ 100 %	11985	Scoping	Funding Pass Through	Project Planning Support - Salt Lake County	SALT LAKE	F009508	F -LC35 (240	\$150,000	\$0	\$0	\$150,000
STP SALT LAKE URBAN FUNDS @ 100 %	18823	Active	Roadway Reconstruct - Without Widening	Cnty:FA-2215; MP .00 - 1.00	SALT LAKE	F015864	F -2215 (1)	\$978,915	\$0	\$0	\$978,915
STP SALT LAKE URBAN FUNDS @ 100 %	18823	Active	Roadway Reconstruct - Without Widening	Cnty:FA-2215; MP .00 - 1.00	SALT LAKE	F015864	F -2215 (1)	\$500,000	\$0	\$0	\$500,000
STP SALT LAKE URBAN FUNDS @ 100 %	21189	Active	Other	N/A	VARIOUS	F018223	F -ST99 (930	\$802,446	\$0	\$0	\$802,446
STP URBAN EXCHANGE O/L WITH WFRC	19134	Awarded	Intersection Improvements	SR-134; MP 3.60 - 3.90	WEBER	F016159	F -0134 (31	\$279,690	\$20,310	\$0	\$300,000

WFRC Area
Federal Fiscal Year 2023 Projects
Obligated/ (De_Obligated)

Plan Fund Desc.	PIN	PIN Status	Index	Project Location	County	FMIS No.	PROJ_NO	FA	STATE	LOCAL	Total
STP_FLEXIBLE @ 100 FEDERAL FUNDING	21185	Active	Other	N/A	STATEWIDE	F018219	F -ST99 (926	\$600,000	\$0	\$0	\$600,000
STP-RURAL (NON URBAN)	18443	Close Out	Roadway Reconstruct - Without Widening	SR-83; MP 19.01 - 30.73	BOX ELDER	F015530	F -0083 (7)	(\$565,181)	(\$41,041)	\$0	(\$606,222)
STP-RURAL (NON URBAN)	19312	Active	Roadway Preventative Maintenance	Cnty:FA-1978; MP .88 - 10.18 & Old Highway Road; Trapper's Loop to North Morgan	MORGAN	F016332	F -1978 (2)	\$4,662	\$0	\$339	\$5,000
STP-RURAL (NON URBAN)	16603	Active	Roadway Reconstruct - Without Widening	Burmester Road Improvement (Grantsville City Limit North 1.6 miles)	TOOELE	F013851	F -R299 (467	\$184,875	\$0	\$13,425	\$198,300
STP-RURAL (NON URBAN)	19906	Under Construction	Roadway Minor Rehab - Purple Book	US-6; MP 204.30 - 211.41	VARIOUS	F016925	F -0006 (245	\$1,163,764	\$84,508	\$0	\$1,248,272
TRANS ALT. PROGRAM-OG/LAYTON	18835	Advertised	Other	US-89; MP 401.91 - 402.16	DAVIS	F015876	F -0089 (537	\$98,130	\$0	\$7,126	\$105,256
TRANS ALT. PROGRAM-OG/LAYTON	18835	Advertised	Other	US-89; MP 401.91 - 402.16	DAVIS	F015876	F -0089 (537	\$42,839	\$0	\$3,111	\$45,950
TRANS ALT. PROGRAM-OG/LAYTON	18835	Advertised	Other	US-89; MP 401.91 - 402.16	DAVIS	F015876	F -0089 (537	\$21,443	\$0	\$1,557	\$23,000
TRANS ALT. PROGRAM-OG/LAYTON	18835	Advertised	Other	US-89; MP 401.91 - 402.16	DAVIS	F015876	F -0089 (537	\$11,188	\$0	\$812	\$12,000
TRANS ALT. PROGRAM-OG/LAYTON	17865	Contract Complete	Intersection Improvements	Cnty:FA-3416; MP .14 - .14	WEBER	F014990	F -3416 (1)	\$0	\$0	\$0	\$0
TRANS ALT. PROGRAM-OG/LAYTON	17865	Contract Complete	Intersection Improvements	Cnty:FA-3416; MP .14 - .14	WEBER	F014990	F -3416 (1)	\$0	\$0	\$0	\$0
TRANS ALT. PROGRAM-OG/LAYTON	18834	Contract Closed Out	Other	SR-60; MP .42 - .51	WEBER	F015875	F -0060 (14)	\$7,458	\$542	\$0	\$8,000
TRANS ALT. PROGRAM-OG/LAYTON	18834	Contract Closed Out	Other	SR-60; MP .42 - .51	WEBER	F015875	F -0060 (14)	\$2,675	\$194	\$0	\$2,870
TRANSPORTATION ALT PROGRAM - WFRC	16953	Closed	Safe Sidewalk/ADA	Cnty:FA-1454; MP .81 - .84	DAVIS	F014181	F -1454 (1)	\$0	\$0	\$0	\$0
TRANSPORTATION ALT PROGRAM - WFRC	16954	Closed	Safe Sidewalk/ADA	SR-225; MP .66 - .68	DAVIS	F014182	F -0225 (8)	\$0	\$0	\$0	\$0
TRANSPORTATION ALT PROGRAM - WFRC	14945	Closed	Trails and Bikepaths	Sec 1 completes a gap, Sec 2 Bridge over Welby Jacobs Canal, Sec 3 will extend trail to 4000 West	SALT LAKE	F012335	F -LC35 (306	\$0	\$0	\$0	\$0
TRANSPORTATION ALT PROGRAM - WFRC	14947	Active	Trails and Bikepaths	Cnty:FA-2105; MP .93 - .93	SALT LAKE	F012337	F -LC35 (308	\$69,923	\$0	\$5,078	\$75,000

WFRC Area
Federal Fiscal Year 2023 Projects
Obligated/ (De_Obligated)

Plan Fund Desc.	PIN	PIN Status	Index	Project Location	County	FMIS No.	PROJ_NO	FA	STATE	LOCAL	Total
TRANSPORTATION ALT PROGRAM - WFRC	14947	Active	Trails and Bikepaths	Cnty:FA-2105; MP .93 - .93	SALT LAKE	F012337	F -LC35 (308	\$27,969	\$0	\$2,031	\$30,000
TRANSPORTATION ALT PROGRAM - WFRC	14949	Closed	Trails and Bikepaths	TAYLORSVILLE REGIONAL TRAIL; 5140 South to 5400 South, MP 0.00 to MP 0.4023; LENGTH 0.4023 MILES	SALT LAKE	F012339	F -LC35 (310	\$0	\$0	\$0	\$0
TRANSPORTATION ALT PROGRAM - WFRC	14952	Closed	Trails and Bikepaths	Beck Street bicycle lanes in SLC between Chicago St and the existing shared use path on the frontage road	SALT LAKE	F012342	F -LC35 (313	(\$8,523)	\$0	(\$619)	(\$9,141)
TRANSPORTATION ALT PROGRAM - WFRC	15926	Closed	Trails and Bikepaths	Kearns Bicycle Route Signing Wayfinding - Kearns Metro Boundaries	SALT LAKE	F013224	F -R299 (275	\$0	\$0	\$0	\$0
TRANSPORTATION ALT PROGRAM - WFRC	16948	Region Review	Ped & Bike	Cnty:FA-2224; MP .11 - .26	SALT LAKE	F014176	F -2224 (1)	\$206,971	\$0	\$15,029	\$222,000
TRANSPORTATION ALT PROGRAM - WFRC	16948	Region Review	Ped & Bike	Cnty:FA-2224; MP .11 - .26	SALT LAKE	F014176	F -2224 (1)	\$93	\$0	\$7	\$100
TRANSPORTATION ALT PROGRAM - WFRC	16948	Region Review	Ped & Bike	Cnty:FA-2224; MP .11 - .26	SALT LAKE	F014176	F -2224 (1)	\$0	\$0	\$0	\$0
TRANSPORTATION ALT PROGRAM - WFRC	16948	Region Review	Ped & Bike	Cnty:FA-2224; MP .11 - .26	SALT LAKE	F014176	F -2224 (1)	(\$93)	\$0	(\$7)	(\$100)
TRANSPORTATION ALT PROGRAM - WFRC	16949	Closed	Safe Sidewalk/ADA	Construct sidewalk, curb, and gutter on the west side of Northwest avenue from 5415 S to existing sidewalk at about 5570 S. Length=0.25 miles.	SALT LAKE	F014177	F -LC35 (317	\$0	\$0	\$0	\$0
TRANSPORTATION ALT PROGRAM - WFRC	16951	Closed	Safe Sidewalk/ADA	SR-171; MP 14.47 - 14.60	SALT LAKE	F014179	F -0171 (57)	\$0	\$0	\$0	\$0
TRANSPORTATION ALT PROGRAM - WFRC	17867	Advertised	Ped & Bike	Cnty:FA-2236; MP 1.84 - 2.28	SALT LAKE	F014992	F -2236 (1)	\$55,938	\$0	\$4,062	\$60,000
TRANSPORTATION ALT PROGRAM - WFRC	17869	Advertised	Ped & Bike	Cnty:FA-2162; MP .37 - 1.60	SALT LAKE	F014994	F -2162 (2)	\$320,936	\$0	\$23,305	\$344,241
TRANSPORTATION ALT PROGRAM - WFRC	17870	Close Out	Ped & Bike	SR-266; MP 5.63 - 5.74	SALT LAKE	F014995	F -0266 (71)	\$0	\$0	\$0	\$0
TRANSPORTATION ALT PROGRAM - WFRC	18838	Closed	Ped & Bike	8425 South; 1300 East to 1475 East	SALT LAKE	F015879	F -LC35 (326	\$0	\$0	\$0	\$0
TRANSPORTATION ALT PROGRAM - WFRC	19688	Under Construction	Spot Improvement - Safety	Cnty:FA-2189; MP .23 - .23	SALT LAKE	F016715	F -2189 (1)	\$175,416	\$0	\$12,738	\$188,154
TRANSPORTATION ALT PROGRAM - WFRC	19688	Under Construction	Spot Improvement - Safety	Cnty:FA-2189; MP .23 - .23	SALT LAKE	F016715	F -2189 (1)	\$0	\$0	\$0	\$0
TRANSPORTATION ALT PROGRAM - WFRC	20343	Scoping	Roadway Reconstruct - With Widening	SR-173; MP 7.74 - 8.09	SALT LAKE	F017369	F -0173 (43)	\$10,000	\$0	\$726	\$10,726

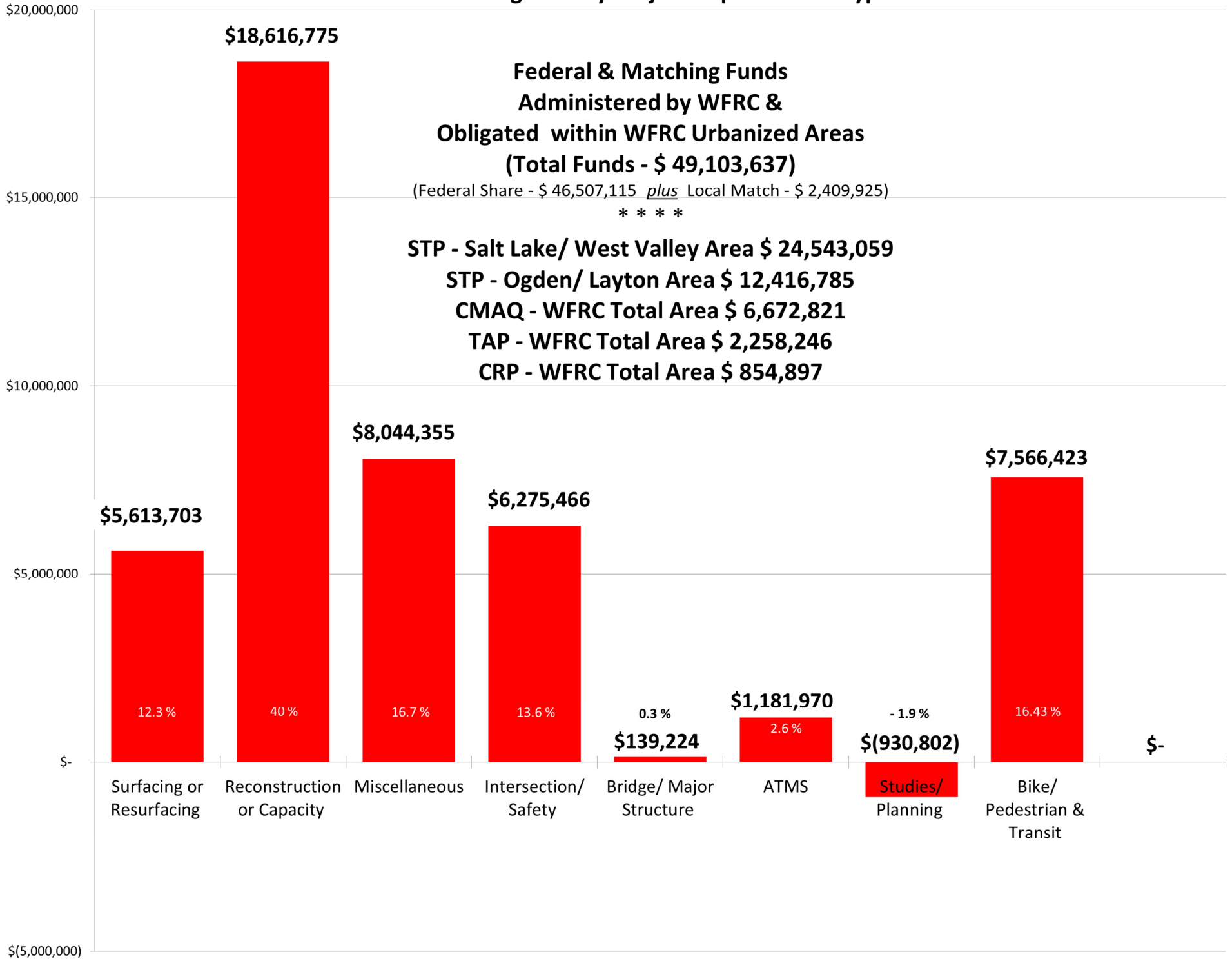
WFRC Area
Federal Fiscal Year 2023 Projects
Obligated/ (De_Obligated)

Plan Fund Desc.	PIN	PIN Status	Index	Project Location	County	FMIS No.	PROJ_NO	FA	STATE	LOCAL	Total
TRANSPORTATION ALT PROGRAM - WFRC	20345	Active	Ped & Bike	Cnty:FA-2116; MP 3.27 - 3.31 & Cnty:FA-2116; MP 3.27 - 3.27	SALT LAKE	F017371	F -2116 (4)	\$9,323	\$0	\$677	\$10,000
TRANSPORTATION ALT PROGRAM - WFRC	17866	Scoping	Ped & Bike	3100 West; 4800 South to 5000 South Sidewalk, Roy	WEBER	F014991	F -R199 (271	\$38,760	\$0	\$2,815	\$41,575
TRANSPORTATION ALT PROGRAM - WFRC	17866	Scoping	Ped & Bike	3100 West; 4800 South to 5000 South Sidewalk, Roy	WEBER	F014991	F -R199 (271	\$932	\$0	\$68	\$1,000
TRANSPORTATION ALTERNATIVE PROGRAM	19332	Scoping	Ped & Bike	826 N Fort Lane to 928 N Rainbow Dr	DAVIS	F016351	F -R199 (363	\$13,985	\$0	\$1,016	\$15,000
TRANSPORTATION ALTERNATIVE PROGRAM	14690	Closed	Ped & Bike	Cnty:FA-2228; MP .23 - .28	SALT LAKE	F012094	F -LC35 (314	\$0	\$0	\$0	\$0
TRANSPORTATION ALTERNATIVE PROGRAM	20316	Active	Ped & Bike	SR-71; MP 20.05 - 21.17	SALT LAKE	F017342	F -0071 (73)	\$349,613	\$25,388	\$0	\$375,000
TRANSPORTATION ALTERNATIVE PROGRAM	20316	Active	Ped & Bike	SR-71; MP 20.05 - 21.17	SALT LAKE	F017342	F -0071 (73)	\$256,383	\$18,618	\$0	\$275,000
TRANSPORTATION ALTERNATIVE PROGRAM	20316	Active	Ped & Bike	SR-71; MP 20.05 - 21.17	SALT LAKE	F017342	F -0071 (73)	\$221,792	\$16,106	\$0	\$237,898
TRANSPORTATION ALTERNATIVE PROGRAM	20316	Active	Ped & Bike	SR-71; MP 20.05 - 21.17	SALT LAKE	F017342	F -0071 (73)	\$158,491	\$11,509	\$0	\$170,000
TRANSPORTATION ALTERNATIVE PROGRAM	20316	Active	Ped & Bike	SR-71; MP 20.05 - 21.17	SALT LAKE	F017342	F -0071 (73)	\$13,722	\$996	\$0	\$14,718
UDOT'S STP FUNDS FROM WFRC EXCHANGE	18270	Under Construction	Roadway Preventative Maintenance	I-80; MP 128.70 - 134.00 & I-80; MP 128.70 - 134.00	SALT LAKE	F015373	F -180-3(213	\$679,183	\$49,320	\$0	\$728,503
UDOT'S STP FUNDS FROM WFRC EXCHANGE	19178	Under Construction	Asset Management	I-15; MP 300.65 - 309.66 & SR-154; MP 23.30 - 23.30 & SR-171; MP 7.30 - 7.30 & SR-201; MP 13.20 - 16.30 & SR-201; MP 13.20 - 16.30	SALT LAKE	F016203	F -115-6(258	\$1,345,664	\$97,717	\$0	\$1,443,381
UDOT'S STP FUNDS FROM WFRC EXCHANGE	19178	Under Construction	Asset Management	I-15; MP 300.65 - 309.66 & SR-154; MP 23.30 - 23.30 & SR-171; MP 7.30 - 7.30 & SR-201; MP 13.20 - 16.30 & SR-201; MP 13.20 - 16.30	SALT LAKE	F016203	F -115-6(258	\$289,013	\$20,987	\$0	\$310,000
UDOT'S STP FUNDS FROM WFRC EXCHANGE	19178	Under Construction	Asset Management	I-15; MP 300.65 - 309.66 & SR-154; MP 23.30 - 23.30 & SR-171; MP 7.30 - 7.30 & SR-201; MP 13.20 - 16.30 & SR-201; MP 13.20 - 16.30	SALT LAKE	F016203	F -115-6(258	\$279,690	\$20,310	\$0	\$300,000
UDOT'S STP FUNDS FROM WFRC EXCHANGE	21161	Central Review	Structures Bridge Rehabilitation	I-215; MP 21.80 - 22.44 & FROM I-215P; MP .16 - .36 & FROM I-215P TO I-80N; MP .06 - .42 & I-215; MP 21.85 - 22.51 & I-215; MP 21.34 - 21.45 & I-215; MP 21.42 - 21.52	SALT LAKE	F018196	F -R299 (481	\$139,224	\$10,110	\$0	\$149,334
VULNERABLE ROAD USER SAFETY	19210	Active	Spot Improvement - Safety	SR-126; MP 3.36 - 3.67 & SR-126; MP 1.90 - 2.35 & SR-126; MP 1.24 - 1.63	DAVIS	F016234	F -0126 (48	\$83,907	\$6,093	\$0	\$90,000
VULNERABLE ROAD USER SAFETY	14473	Active	safety	Cnty:FA-2040; MP 13.73 - 14.03	SALT LAKE	F011886	F -ST99 (81	\$186,460	\$13,540	\$0	\$200,000

WFRC Area
Federal Fiscal Year 2023 Projects
Obligated/ (De_Obligated)

Plan Fund Desc.	PIN	PIN Status	Index	Project Location	County	FMIS No.	PROJ_NO	FA	STATE	LOCAL	Total
VULNERABLE ROAD USER SAFETY	14473	Active	safety	Cnty:FA-2040; MP 13.73 - 14.03	SALT LAKE	F011886	F -ST99 (81)	\$45,683	\$3,317	\$0	\$49,000
VULNERABLE ROAD USER SAFETY	18833	Advertised	Ped & Bike	SR-171; MP .00 - 4.02	SALT LAKE	F015874	F -0171 (65)	\$703,887	\$51,114	\$0	\$755,000
VULNERABLE ROAD USER SAFETY	19284	Under Construction	Spot Improvement - Safety	SR-209; MP 6.01 - 12.06 & US-89; MP 363.77 - 381.30 & SR-173; MP 5.01 - 8.00	SALT LAKE	F016305	F -R299 (459)	\$445,706	\$32,365	\$0	\$478,071
VULNERABLE ROAD USER SAFETY	19284	Under Construction	Spot Improvement - Safety	SR-209; MP 6.01 - 12.06 & US-89; MP 363.77 - 381.30 & SR-173; MP 5.01 - 8.00	SALT LAKE	F016305	F -R299 (459)	\$116,538	\$8,463	\$0	\$125,000
VULNERABLE ROAD USER SAFETY	19995	Active	Spot Improvement - Safety	SR-68; MP 48.30 - 49.30 & SR-171; MP 9.10 - 10.71	SALT LAKE	F017012	F -R299 (434)	\$279,690	\$20,310	\$0	\$300,000
VULNERABLE ROAD USER SAFETY	19995	Active	Spot Improvement - Safety	SR-68; MP 48.30 - 49.30 & SR-171; MP 9.10 - 10.71	SALT LAKE	F017012	F -R299 (434)	\$37,851	\$2,749	\$0	\$40,600
VULNERABLE ROAD USER SAFETY	19995	Active	Spot Improvement - Safety	SR-68; MP 48.30 - 49.30 & SR-171; MP 9.10 - 10.71	SALT LAKE	F017012	F -R299 (434)	\$32,071	\$2,329	\$0	\$34,400
VULNERABLE ROAD USER SAFETY	20921	Scoping	Spot Improvement - Safety	Preconstruction Services	SALT LAKE	F017970	F -R299 (568)	\$86,820	\$6,305	\$0	\$93,125
VULNERABLE ROAD USER SAFETY	19273	Scoping	Spot Improvement - Safety	SR-232; MP .69 - 1.27 & SR-204; MP 4.41 - 4.61	VARIOUS	F016294	F -R199 (368)	\$93,230	\$6,770	\$0	\$100,000
VULNERABLE ROAD USER SAFETY	19273	Scoping	Spot Improvement - Safety	SR-232; MP .69 - 1.27 & SR-204; MP 4.41 - 4.61	VARIOUS	F016294	F -R199 (368)	\$65,261	\$4,739	\$0	\$70,000
VULNERABLE ROAD USER SAFETY	19281	Advertised	Spot Improvement - Safety	SR-68; MP 36.10 - 63.00	VARIOUS	F016302	F -0068 (142)	\$772,877	\$56,123	\$0	\$829,000
VULNERABLE ROAD USER SAFETY	19281	Advertised	Spot Improvement - Safety	SR-68; MP 36.10 - 63.00	VARIOUS	F016302	F -0068 (142)	\$104,652	\$7,599	\$0	\$112,251
VULNERABLE ROAD USER SAFETY	19988	Under Construction	Spot Improvement - Safety	SR-204; MP 1.23 - 1.95	WEBER	F017005	F -0204 (23)	\$367,326	\$26,674	\$0	\$394,000
VULNERABLE ROAD USER SAFETY	19988	Under Construction	Spot Improvement - Safety	SR-204; MP 1.23 - 1.95	WEBER	F017005	F -0204 (23)	\$20,511	\$1,489	\$0	\$22,000
VULNERABLE ROAD USER SAFETY	19988	Under Construction	Spot Improvement - Safety	SR-204; MP 1.23 - 1.95	WEBER	F017005	F -0204 (23)	\$11,188	\$812	\$0	\$12,000
Totals								\$328,851,351	\$16,464,905	\$2,309,136	\$347,625,392

**WFRC FFY 2023 STP, CMAQ, TAP, and CRP Funds
Obligation by Project Improvement Type**



Salt Lake Urban Area Surface Transportation Program (STP) Funds

Federal Fiscal Year 2023 Projects
Obligated/ (De_Obligated)

Plan Fund Desc.	PIN	PIN Status	Index	Project Location	County	FMIS No.	PROJ_NO	FA	STATE	LOCAL	Total
CRRSAA BILL - 2021 SALT LAKE	15911	Under Construction	Roadway Reconstruct - Without Widening	Cnty:FA-2180; MP .59 - 1.47	SALT LAKE	F013209	-2180 (3)	\$2,394,005	\$0	\$0	\$2,394,005
STP - URBAN AREA SALT LAKE (WFRC)	11083	Closed	Roadway Minor Rehab - Purple Book	Cnty:FA-2076; MP 4.53 - 5.77 & 1300 East; 1300 South to 2100 South	SALT LAKE	F008699	-2076 (1)	\$192,243.96	\$0	\$144,183.74	\$336,427.70
	11083	Closed	Roadway Minor Rehab - Purple Book	Cnty:FA-2076; MP 4.53 - 5.77 & 1300 East; 1300 South to 2100 South	SALT LAKE	F008699	-2076 (1)	(\$1,985,561.51)	\$0	(\$144,183.74)	(\$2,129,745.25)
	13112	Closed	Roadway New Construction (New Alignment)	Porter Rockwell Blvd (4th Seg); East Jordan Canal	SALT LAKE	F010557	-LC35 (249)	\$51,946.46	\$0	\$0	\$51,946.46
	13112	Closed	Roadway New Construction (New Alignment)	Porter Rockwell Blvd (4th Seg); East Jordan Canal	SALT LAKE	F010557	-LC35 (249)	(\$13,984.50)	\$0	\$0	(\$13,984.50)
	13112	Closed	Roadway New Construction (New Alignment)	Porter Rockwell Blvd (4th Seg); East Jordan Canal	SALT LAKE	F010557	-LC35 (249)	(\$1,143,440.11)	\$0	\$0	(\$1,143,440.11)
	14034	Contract Complete	Roadway Reconstruct - With Widening	Cnty:FA-2118; MP 4.76 - 5.64 & 500 West; 3300 South to 3900 South	SALT LAKE	F011462	-LC35 (272)	\$1,864,600	\$0	\$135,400	\$2,000,000
	14034	Contract Complete	Roadway Reconstruct - With Widening	Cnty:FA-2118; MP 4.76 - 5.64 & 500 West; 3300 South to 3900 South	SALT LAKE	F011462	-LC35 (272)	\$103	\$0	\$7.48	\$110.48
	14034	Contract Complete	Roadway Reconstruct - With Widening	Cnty:FA-2118; MP 4.76 - 5.64 & 500 West; 3300 South to 3900 South	SALT LAKE	F011462	-LC35 (272)	\$0	\$0	\$0	\$0
	14034	Contract Complete	Roadway Reconstruct - With Widening	Cnty:FA-2118; MP 4.76 - 5.64 & 500 West; 3300 South to 3900 South	SALT LAKE	F011462	-LC35 (272)	(\$103)	\$0	(\$7.48)	(\$110.48)
	14039	Substantially Compl	Roadway Reconstruct - With Widening	Cnty:FA-2066; MP 6.65 - 7.20 & 1300 West; 9400 South to 9000 South	SALT LAKE	F011467	-LC35 (276)	\$1,954,859.29	\$0	\$141,954.27	\$2,096,813.56
	14041	Contract Complete	Intersection Improvements	Cnty:FA-2266; MP .24 - 1.08 & Highland Drive; Spring Lane to Fardown Avenue	SALT LAKE	F011469	-LC35 (278)	\$14,466.87	\$0	\$1,050.53	\$15,517.40
	14041	Contract Complete	Intersection Improvements	Cnty:FA-2266; MP .24 - 1.08 & Highland Drive; Spring Lane to Fardown Avenue	SALT LAKE	F011469	-LC35 (278)	\$561.74	\$0	\$40.79	\$602.53
	14041	Contract Complete	Intersection Improvements	Cnty:FA-2266; MP .24 - 1.08 & Highland Drive; Spring Lane to Fardown Avenue	SALT LAKE	F011469	-LC35 (278)	(\$14,466.87)	\$0	(\$1,050.53)	(\$15,517.40)
14828	Closed	study	Cnty:FA-2266; MP .00 - 1.39	SALT LAKE	F012225	-LC35 (291)	(\$57,433.42)	\$0	\$0	(\$57,433.42)	

Salt Lake Urban Area Surface Transportation Program (STP) Funds

Federal Fiscal Year 2023 Projects
Obligated/ (De_Obligated)

Plan Fund Desc.	PIN	PIN Status	Index	Project Location	County	FMIS No.	PROJ_NO	FA	STATE	LOCAL	Total
STP - URBAN AREA SALT LAKE (WFRC)	14830	Active	Roadway Reconstruct - With Widening	Cnty:FA-2036; MP .00 - 1.05	SALT LAKE	F012227	-LC35 (293)	\$397,813.35	\$0	\$28,887.66	\$426,701.01
	14830	Active	Roadway Reconstruct - With Widening	Cnty:FA-2036; MP .00 - 1.05	SALT LAKE	F012227	-LC35 (293)	\$279,690	\$0	\$20,310	\$300,000
	14831	Closed	Roadway Reconstruct - With Widening	Cnty:FA-2172; MP 3.53 - 5.79 & Cnty FA-2172; MP 3.707 - 5.579	SALT LAKE	F012228	-LC35 (294)	\$0	\$0	\$0	\$0
	15908	Active	Roadway Reconstruct - Without Widening	Cnty:FA-2076; MP 3.55 - 4.59	SALT LAKE	F013206	-2076 (2)4	\$1,094,902.44	\$0	\$79,507.55	\$1,174,409.99
	15908	Active	Roadway Reconstruct - Without Widening	Cnty:FA-2076; MP 3.55 - 4.59	SALT LAKE	F013206	-2076 (2)4	\$214,429	\$0	\$15,571	\$230,000
	15908	Active	Roadway Reconstruct - Without Widening	Cnty:FA-2076; MP 3.55 - 4.59	SALT LAKE	F013206	-2076 (2)4	\$148,922.81	\$0	\$10,814.20	\$159,737.01
	15910	Under Construction	Roadway Reconstruct - Without Widening	Cnty:FA-2040; MP 6.65 - 7.16	SALT LAKE	F013208	-2040 (1)7	\$334,479.41	\$0	\$24,288.59	\$358,768
	15910	Under Construction	Roadway Reconstruct - Without Widening	Cnty:FA-2040; MP 6.65 - 7.16	SALT LAKE	F013208	-2040 (1)7	\$185,061.55	\$0	\$13,438.45	\$198,500
	15910	Under Construction	Roadway Reconstruct - Without Widening	Cnty:FA-2040; MP 6.65 - 7.16	SALT LAKE	F013208	-2040 (1)7	\$0	\$0	\$0	\$0
	15911	Under Construction	Roadway Reconstruct - Without Widening	Cnty:FA-2180; MP .59 - 1.47	SALT LAKE	F013209	-2180 (3)1	\$0	\$0	(\$0.01)	(\$0.01)
	15912	Scoping	Intersection Improvements	2810 South at 8000 West from 8000 West to 8058 West	SALT LAKE	F013210	-LC35 (315)	\$291,896.86	\$0	\$21,196.41	\$313,093.27
	15914	Scoping	Intersection Improvements	Cnty:FA-2179; MP .00 - .42	SALT LAKE	F013212	-2179 (1)0	\$186,543.91	\$0	\$13,546.09	\$200,090
	16921	Close Out	Intersection Improvements	SR-209; MP 11.92 - 11.92	SALT LAKE	F014149	-0209 (47)1	\$233,075	\$0	\$16,925	\$250,000
	16923	Substantially Compl	Spot Improvement - Operational	Cnty:FA-2068; MP .06 - .40	SALT LAKE	F014151	-2068 (1)0	\$5,828.34	\$0	\$423.23	\$6,251.57
	16923	Substantially Compl	Spot Improvement - Operational	Cnty:FA-2068; MP .06 - .40	SALT LAKE	F014151	-2068 (1)0	(\$5,828.34)	\$0	(\$423.23)	(\$6,251.57)
16925	Scoping	Roadway Reconstruct - With Widening	Cnty:FA-2138; MP .00 - .87	SALT LAKE	F014153	-2138 (1)0	\$830,679.30	\$0	\$60,320.70	\$891,000	

Salt Lake Urban Area Surface Transportation Program (STP) Funds

Federal Fiscal Year 2023 Projects
Obligated/ (De_Obligated)

Plan Fund Desc.	PIN	PIN Status	Index	Project Location	County	FMIS No.	PROJ_NO	FA	STATE	LOCAL	Total
STP - URBAN AREA SALT LAKE (WFRC)	16925	Scoping	Roadway Reconstruct - With Widening	Cnty:FA-2138; MP .00 - .87	SALT LAKE	F014153	-2138 (1)	\$233,075	\$0	\$16,925	\$250,000
	16928	Scoping	Roadway Reconstruct - With Widening	Cnty:FA-2151; MP 1.49 - 2.21	SALT LAKE	F014156	-2151 (1)	\$500,000	\$0	\$36,308.06	\$536,308.06
	16929	Closed	Other Study	Cnty:FA-2038; MP 2.17 - 2.17	SALT LAKE	F014157	-2038 (2)	(\$17,158.26)	\$0	(\$1,245.97)	(\$18,404.23)
	17806	Active	Roadway Reconstruct - With Widening	Cnty:FA-2233; MP 1.00 - 1.93	SALT LAKE	F014931	-2233 (1)	\$637,693.20	\$0	\$46,306.79	\$683,999.99
	17807	Scoping	Roadway Reconstruct - With Widening	Cnty:FA-2213; MP 1.23 - 1.65	SALT LAKE	F014932	-2213 (1)	\$350,000	\$0	\$25,415.64	\$375,415.64
	17836	Scoping	Intersection Improvements	Cnty:FA-2030; MP .68 - 1.45	SALT LAKE	F014961	-2030 (2)	\$9,323	\$0	\$677	\$10,000
	17836	Scoping	Intersection Improvements	Cnty:FA-2030; MP .68 - 1.45	SALT LAKE	F014961	-2030 (2)	(\$9,323)	\$0	(\$677)	(\$10,000)
	17838	Active	Intersection Improvements	Cnty:FA-2124; MP 1.01 - 1.01	SALT LAKE	F014963	-2124 (3)	\$559,380	\$0	\$40,620	\$600,000
	17838	Active	Intersection Improvements	Cnty:FA-2124; MP 1.01 - 1.01	SALT LAKE	F014963	-2124 (3)	\$46,615	\$0	\$3,385	\$50,000
	18816	Scoping	Intersection Improvements	Cnty:FA-2218; MP .00 - .28	SALT LAKE	F015857	-2218 (1)	\$9,323	\$0	\$677	\$10,000
	18822	Scoping	Roadway Reconstruct - Without Widening	Cnty:FA-2048; MP .83 - 1.75	SALT LAKE	F015863	-2048 (1)	\$10,000	\$0	\$726.16	\$10,726.16
	18827	Physically Complete	Intersection Improvements	3800 South Skyline HS; Virginia Way to Birch Drive	SALT LAKE	F015868	-LC35 (323)	\$13,984.50	\$0	\$1,015.50	\$15,000
	18827	Physically Complete	Intersection Improvements	3800 South Skyline HS; Virginia Way to Birch Drive	SALT LAKE	F015868	-LC35 (323)	\$0	\$0	\$0	\$0
	18827	Physically Complete	Intersection Improvements	3800 South Skyline HS; Virginia Way to Birch Drive	SALT LAKE	F015868	-LC35 (323)	(\$13,984.50)	\$0	(\$1,015.50)	(\$15,000)
	19631	Active	Roadway Reconstruct - Without Widening	Cnty:FA-2076; MP 1.04 - 1.39	SALT LAKE	F016634	-2076 (4)	\$306,726.70	\$0	\$22,273.30	\$329,000
	19634	Contract Complete	Roadway Reconstruct - Without Widening	SR-85; MP 6.56 - 6.66	SALT LAKE	F016637	-0085 (20)	\$1,275,927.78	\$92,652.91	\$0	\$1,368,580.69
19634	Contract Complete	Roadway Reconstruct - Without Widening	SR-85; MP 6.56 - 6.66	SALT LAKE	F016637	-0085 (20)	\$13,523.35	\$982.02	\$0	\$14,505.37	

Salt Lake Urban Area Surface Transportation Program (STP) Funds

Federal Fiscal Year 2023 Projects
Obligated/ (De_Obligated)

Plan Fund Desc.	PIN	PIN Status	Index	Project Location	County	FMIS No.	PROJ_NO	FA	STATE	LOCAL	Total
STP - URBAN AREA SALT LAKE (WFRC)	19679	Scoping	Spot Improvement - Safety	Cnty:FA-2156; MP 8.03 - 8.30	SALT LAKE	F016706	-2146 (1)8	\$282,486.90	\$0	\$20,513.10	\$303,000
	20148	Scoping	Ped & Bike	Cnty:FA-2066; MP 7.20 - 8.70	SALT LAKE	F017170	-2066 (4)7	\$2,612,770.75	\$0	\$189,729.25	\$2,802,500
	20148	Scoping	Ped & Bike	Cnty:FA-2066; MP 7.20 - 8.70	SALT LAKE	F017170	-2066 (4)7	\$699,225	\$0	\$50,775	\$750,000
	20316	Active	Ped & Bike	SR-71; MP 20.05 - 21.17	SALT LAKE	F017342	-0071 (73)2	\$441,110.45	\$32,031.73	\$0	\$473,142.18
	20316	Active	Ped & Bike	SR-71; MP 20.05 - 21.17	SALT LAKE	F017342	-0071 (73)2	\$41,953.50	\$3,046.50	\$0	\$45,000
	20392	Active	Other	N/A	STATEWIDE	F017418	-ST99 (857	\$457,526.23	\$0	\$0	\$457,526.23
STP SALT LAKE URBAN FUNDS @ 100 %	11083	Closed	Roadway Minor Rehab - Purple Book	Cnty:FA-2076; MP 4.53 - 5.77 & 1300 East; 1300 South to 2100 South	SALT LAKE	F008699	-2076 (1)	\$1,793,317.55	\$0	\$0	\$1,793,317.55
	11985	Scoping	Funding Pass Through	Project Planning Support - Salt Lake County	SALT LAKE	F009508	-LC35 (240	\$308,371	\$0	\$0	\$308,371
	11985	Scoping	Funding Pass Through	Project Planning Support - Salt Lake County	SALT LAKE	F009508	-LC35 (240	\$150,000	\$0	\$0	\$150,000
	18823	Active	Roadway Reconstruct - Without Widening	Cnty:FA-2215; MP .00 - 1.00	SALT LAKE	F015864	-2215 (1)0	\$978,915	\$0	\$0	\$978,915
	18823	Active	Roadway Reconstruct - Without Widening	Cnty:FA-2215; MP .00 - 1.00	SALT LAKE	F015864	-2215 (1)0	\$500,000	\$0	\$0	\$500,000
	21189	Active	Other	N/A	VARIOUS	F018223	-ST99 (930	\$802,445.80	\$0	\$0	\$802,445.80
UDOT'S STP FUNDS FROM WFRC EXCHANGE	18270	Under Construction	Roadway Preventative Maintenance	I-80; MP 128.70 - 134.00 & I-80; MP 128.70 - 134.00	SALT LAKE	F015373	-I80-3(213)1	\$679,183.35	\$49,319.65	\$0	\$728,503
	19178	Under Construction	Asset Management	I-15; MP 300.65 - 309.66 & SR-154; MP 23.30 - 23.30 & SR-171; MP 7.30 - 7.30 & SR-201; MP 13.20 - 16.30 & SR-201; MP 13.20 - 16.30	SALT LAKE	F016203	-I15-6(258)2	\$1,345,664.47	\$97,716.92	\$0	\$1,443,381.39
	19178	Under Construction	Asset Management	I-15; MP 300.65 - 309.66 & SR-154; MP 23.30 - 23.30 & SR-171; MP 7.30 - 7.30 & SR-201; MP 13.20 - 16.30 & SR-201; MP 13.20 - 16.30	SALT LAKE	F016203	-I15-6(258)2	\$289,013	\$20,987	\$0	\$310,000
	19178	Under Construction	Asset Management	I-15; MP 300.65 - 309.66 & SR-154; MP 23.30 - 23.30 & SR-171; MP 7.30 - 7.30 & SR-201; MP 13.20 - 16.30 & SR-201; MP 13.20 - 16.30	SALT LAKE	F016203	-I15-6(258)2	\$279,690	\$20,310	\$0	\$300,000
	21161	Central Review	Structures Bridge Rehabilitation	I-215; MP 21.80 - 22.44 & FROM I-215P; MP .16 - .36 & FROM I-215P TO I-80N; MP .06 - .42 & I-215; MP 21.85 - 22.51 & I-215; MP 21.34 - 21.45 & I-215; MP	SALT LAKE	F018196	-R299 (481	\$139,224.20	\$10,109.92	\$0	\$149,334.12
Totals								\$23,181,293.51	\$327,156.65	\$1,034,609.03	\$24,543,059.19

Ogden/ Layton Urban Area Surface Transportation Program (STP) Funds

Federal Fiscal Year 2023 Projects
Obligated/ (De_Obligated)

Plan Fund Desc.	PIN	PIN Status	Index	Project Location	County	FMIS No.	PROJ_NO	FA	STATE	LOCAL	Total
CRRSAA FUND FOR 2021- OGDEN LAYTON	15917	Active	Intersection Improvements	SR-105; MP .66 - .85	DAVIS	F013215	F -0105 (8)	\$441,652.18	\$0	\$0	\$441,652.18
	15905	Scoping	Roadway Reconstruct - Without Widening	Cnty:FA-3370; MP .00 - .78	WEBER	F013203	F -3370 (1)	\$290,075.82	\$0	\$0	\$290,075.82
	20308	Scoping	Roadway Reconstruct - With Widening	Right of Way for the 400 North Bridge/ North Street Expansion and Commuter Rail Station/ Maintenance Facility	WEBER	F017334	F -R199 (349)	\$1,500,000	\$0	\$0	\$1,500,000
HIGHWAY INFRASTRUCTURE - OGDEN/LAYTON	17429	Under Constructio	Roadway Reconstruct - Without Widening	SR-67; MP 4.84 - 11.55	DAVIS	F014592	F -0067 (36)	\$428,858	\$31,142	\$0	\$460,000
	17429	Under Constructio	Roadway Reconstruct - Without Widening	SR-67; MP 4.84 - 11.55	DAVIS	F014592	F -0067 (36)	\$319,494	\$23,200.41	\$0	\$342,694.41
STP - O/L URBAN AREA @ 100%	11990	Active	Funding Pass Through	Project Planning Support -Weber & Davis County	DAVIS	F009513	F -LC11 (50)	\$408,353	\$0	\$0	\$408,353
	21189	Active	Other	N/A	VARIOUS	F018223	F -ST99 (930)	\$432,086.20	\$0	\$0	\$432,086.20
STP - URBAN AREA OGDEN / LAYTON (WFRC)	6552	Closed	Environmental Document Prep (EA, EIS)	SR-37; MP .00 - 2.00	DAVIS	37004	F -0037 (4)	(\$72,927.43)	(\$5,295.71)	\$0	(\$78,223.14)
	14043	Closed	Roadway Reconstruct - With Widening	Bluff Road; 550 West (on Gentile) to 1000 West	DAVIS	F011471	F -LC11 (63)	\$0	\$0	\$0	\$0
	14843	Close Out	Roadway Reconstruct - With Widening	500 West; 2000 South to SR-108	DAVIS	F012234	F -LC11 (68)	\$0.01	\$0	\$0	\$0.01
	16933	Active	Trails and Bikepaths	SR-106; MP 8.30 - 9.05	DAVIS	F014161	F -0106 (21)	\$587,349	\$0	\$42,651	\$630,000
	17429	Under Constructio	Roadway Preventative Maintenance	SR-67; MP 4.84 - 11.55	DAVIS	F014592	F -0067 (36)	\$1,604,773.19	\$116,532.39	\$0	\$1,721,305.58
	17794	Scoping	Roadway Reconstruct - With Widening	500 West Phase II; 2010 South to 2800 South, Syracuse Utah	DAVIS	F014926	F -R199 (9)	\$372,062.28	\$0	\$27,017.72	\$399,080
	17794	Scoping	Roadway Reconstruct - With Widening	500 West Phase II; 2010 South to 2800 South, Syracuse Utah	DAVIS	F014926	F -R199 (9)	\$47,472.72	\$0	\$3,447.28	\$50,920
	17796	Active	Intersection Improvements	800 West & 1500 South Intersection, Woods Cross, Utah 84087	DAVIS	F014928	F -R199 (8)	\$37,292	\$0	\$2,708	\$40,000
	17796	Active	Intersection Improvements	800 West & 1500 South Intersection, Woods Cross, Utah 84087	DAVIS	F014928	F -R199 (8)	\$36,359.70	\$0	\$2,640.30	\$39,000

Ogden/ Layton Urban Area Surface Transportation Program (STP) Funds

Federal Fiscal Year 2023 Projects
Obligated/ (De_Obligated)

Plan Fund Desc.	PIN	PIN Status	Index	Project Location	County	FMIS No.	PROJ_NO	FA	STATE	LOCAL	Total
STP - URBAN AREA OGDEN / LAYTON (WFRC)	19627	Scoping	Ped & Bike	Cnty:FA-1458; MP .48 - .76	DAVIS	F016630	-1458 (1)	\$9,323	\$0	\$677	\$10,000
	19682	Region Review	Roadway Reconstruct - Without Widening	SR-273; MP 2.82 - 3.06	DAVIS	F016709	-0273 (12)	\$174,653.46	\$12,682.65	\$0	\$187,336.11
	19682	Region Review	Roadway Reconstruct - Without Widening	SR-273; MP 2.82 - 3.06	DAVIS	F016709	-0273 (12)	(\$101,057.45)	(\$7,338.39)	\$0	(\$108,395.84)
	20392	Active	Other	N/A	STATEWIDE	F017418	-ST99 (857)	\$246,360.27	\$0	\$0	\$246,360.27
	19252	Physically Complete	Roadway Preventative Maintenance	SR-126; MP 3.97 - 11.80	VARIOUS	F016274	-0126 (44)	\$2,835,627.85	\$205,912.26	\$0	\$3,041,540.11
	19252	Physically Complete	Roadway Preventative Maintenance	SR-126; MP 3.97 - 11.80	VARIOUS	F016274	-0126 (44)	\$456,827	\$33,173	\$0	\$490,000
	19252	Physically Complete	Roadway Preventative Maintenance	SR-126; MP 3.97 - 11.80	VARIOUS	F016274	-0126 (44)	\$37,292	\$2,708	\$0	\$40,000
	19252	Physically Complete	Roadway Preventative Maintenance	SR-126; MP 3.97 - 11.80	VARIOUS	F016274	-0126 (44)	\$0	\$0	\$0	\$0
	11993	Closed	Roadway Reconstruct - With Widening	Cnty:FA-3448; MP .00 - .50 & Larsen Lane; North Harrisville Road to Washington Blvd	WEBER	F009516	-LC57 (26)	\$26,340.27	\$0	\$0	\$26,340.27
	11993	Closed	Roadway Reconstruct - With Widening	Cnty:FA-3448; MP .00 - .50 & Larsen Lane; North Harrisville Road to Washington Blvd	WEBER	F009516	-LC57 (26)	(\$26,340.27)	\$0	\$0	(\$26,340.27)
	16936	Scoping	Roadway Reconstruct - Without Widening	Cnty:FA-3354; MP .00 - .46 & Cnty:FA-3354; MP 3.70 - 4.05	WEBER	F014164	-3354 (4)	\$559,003.25	\$0	\$40,592.64	\$599,595.89
	16936	Scoping	Roadway Reconstruct - Without Widening	Cnty:FA-3354; MP .00 - .46 & Cnty:FA-3354; MP 3.70 - 4.05	WEBER	F014164	-3354 (4)	\$447,504	\$0	\$32,496	\$480,000
	16936	Scoping	Roadway Reconstruct - Without Widening	Cnty:FA-3354; MP .00 - .46 & Cnty:FA-3354; MP 3.70 - 4.05	WEBER	F014164	-3354 (4)	\$113,166.40	\$0	\$8,217.71	\$121,384.11
	16936	Scoping	Roadway Reconstruct - Without Widening	Cnty:FA-3354; MP .00 - .46 & Cnty:FA-3354; MP 3.70 - 4.05	WEBER	F014164	-3354 (4)	\$8,409.35	\$0	\$610.65	\$9,020
	17795	Active	Roadway Reconstruct - Without Widening	Cnty:FA-3328; MP .53 - 1.22	WEBER	F014927	-3328 (2)	\$293,674.50	\$0	\$21,325.50	\$315,000
17795	Active	Roadway Reconstruct - Without Widening	Cnty:FA-3328; MP .53 - 1.22	WEBER	F014927	-3328 (2)	\$16,781.40	\$0	\$1,218.60	\$18,000	

Ogden/ Layton Urban Area Surface Transportation Program (STP) Funds

Federal Fiscal Year 2023 Projects
Obligated/ (De_Obligated)

Plan Fund Desc.	PIN	PIN Status	Index	Project Location	County	FMIS No.	PROJ_NO	FA	STATE	LOCAL	Total
STP - URBAN AREA OGDEN / LAYTON (WFRC)	17797	Scoping	Roadway Reconstruct - Without Widening	Cnty:FA-3442; MP 5.16 - 5.76	WEBER	F014929	-3442 (2) 5	(\$9,323)	\$0	(\$677)	(\$10,000)
STP URBAN EXCHANGE O/L WITH WFRC	19134	Awarded	Intersection Improvements	SR-134; MP 3.60 - 3.90	WEBER	F016159	-0134 (31) 1	\$279,690	\$20,310	\$0	\$300,000
							Totals	\$11,800,832.70	\$433,026.61	\$182,925.40	\$12,416,784.71

WFRC Urban Area Congestion Mitigation/ Air Quality Program (CMAQ) Funds

Federal Fiscal Year 2023 Projects
Obligated/ (De_Obligated)

Plan Fund Desc.	PIN	PIN Status	Index	Project Location	County	FMIS No.	PROJ_NO	FA	STATE	LOCAL	Total
CMAQ REDUCE PM 2.5 EMISSIONS	15917	Active	Intersection Improvements	SR-105; MP .66 - .85	DAVIS	F013215	F -0105 (8)1	\$215,877	\$0	\$15,676	\$231,553
	8555	Closed	Signal and/or Lighting Project	Cnty:FA-2186; MP .09 - .09	SALT LAKE	F007015	F -LC35 (210)	\$0	\$0	\$0	\$0
	11097	Closed	Trails and Bikepaths	Jordan River Trail - Gardner Village TRAX Station	SALT LAKE	F008713	F -LC35 (219)	\$0	\$0	\$0	\$0
	15921	Region Review	Intersection Improvements	SR-173; MP 8.98 - 9.17	SALT LAKE	F013219	F -0173 (36)5	\$964,371.12	\$0	\$70,028.88	\$1,034,400
	15921	Region Review	Intersection Improvements	SR-173; MP 8.98 - 9.17	SALT LAKE	F013219	F -0173 (36)5	\$0	\$0	\$0	\$0
	14845	Close Out	ATMS Project	Selected Signals Downtown Ogden Area	WEBER	F012236	F -LC57 (42)	\$69,922.50	\$5,077.50	\$0	\$75,000
	16945	Active	Intersection Improvements	US-89; MP 407.72 - 408.08	WEBER	F014173	-0089 (486)4	\$200,000	\$14,523.22	\$0	\$214,523.22
	16945	Active	Intersection Improvements	US-89; MP 407.72 - 408.08	WEBER	F014173	-0089 (486)4	\$20,640.50	\$1,498.84	\$0	\$22,139.34
CMAQ WFRC @ 100 % PRO-RATA	12000	Close Out	Intersection Improvements	Cnty:FA-2218; MP .49 - .54 & Bengal Blvd & 2300 East Round-About	SALT LAKE	F009523	F -LC35 (247)	\$0	\$0	\$0	\$0
	13631	Under Construction	Ped & Bike	Salt Lake City - Bike Share Expansion	SALT LAKE	F011086	F -LC35 (266)	\$590,482.46	\$0	\$0	\$590,482.46
CONGESTION MITIGATION/AIR QUALITY (TOOELE)	18877	Close Out	Ped & Bike	Cnty:FA-2653; MP 3.26 - 3.52 & Cnty:FA-2651; MP 1.48 - 1.92	TOOELE	F015914	F -R299 (400)	\$9,238.49	\$0	\$670.86	\$9,909.35
CONGESTION MITIGATION/AIR QUALITY (WFRC)	15917	Active	Intersection Improvements	SR-105; MP .66 - .85	DAVIS	F013215	F -0105 (8)1	\$63,813.50	\$0	\$4,633.89	\$68,447.39
	19682	Region Review	ATMS Project	SR-273; MP 2.82 - 3.06	DAVIS	F016709	F -0273 (12)3	\$652,419.81	\$47,376.19	\$0	\$699,796
	19682	Region Review	ATMS Project	SR-273; MP 2.82 - 3.06	DAVIS	F016709	F -0273 (12)3	\$93,755.82	\$6,808.18	\$0	\$100,564
	12000	Close Out	Intersection Improvements	Cnty:FA-2218; MP .49 - .54 & Bengal Blvd & 2300 East Round-About	SALT LAKE	F009523	F -LC35 (247)	\$0	\$0	\$0	\$0
	13130	Contract Closed Out	Trails and Bikepaths	SR-140; MP .00 - .56 & 14600 South; Pony Express Rd to UPRR Bridge	SALT LAKE	F010575	F -LC35 (259)	\$5,966.72	\$0	\$433.28	\$6,400
	13130	Contract Closed Out	Trails and Bikepaths	SR-140; MP .00 - .56 & 14600 South; Pony Express Rd to UPRR Bridge	SALT LAKE	F010575	F -LC35 (259)	(\$5,431.39)	\$0	(\$394.41)	(\$5,825.80)
	14050	Scoping	ATMS Project	Connected Vehicle Deployment	SALT LAKE	F011478	F -LC35 (283)	\$752,627.14	\$54,652.86	\$0	\$807,280
	14050	Scoping	ATMS Project	Connected Vehicle Deployment	SALT LAKE	F011478	F -LC35 (283)	\$347,561.44	\$25,238.56	\$0	\$372,800
	14050	Scoping	ATMS Project	Connected Vehicle Deployment	SALT LAKE	F011478	F -LC35 (283)	\$9,323	\$677	\$0	\$10,000
	14050	Scoping	ATMS Project	Connected Vehicle Deployment	SALT LAKE	F011478	F -LC35 (283)	(\$109,340.14)	(\$7,939.86)	\$0	(\$117,280)
	14940	Scoping	Ped & Bike	Cnty:FA-2035; MP 6.00 - 6.51	SALT LAKE	F012330	F -LC35 (301)	\$55,089.61	\$0	\$0	\$55,089.61

WFRC Urban Area Congestion Mitigation/ Air Quality Program (CMAQ) Funds

Federal Fiscal Year 2023 Projects
Obligated/ (De_Obligated)

Plan Fund Desc.	PIN	PIN Status	Index	Project Location	County	FMIS No.	PROJ_NO	FA	STATE	LOCAL	Total
CONGESTION MITIGATION/AIR QUALITY (WFRC)	15920	Scoping	Signal and/or Lighting Project	349 South 200 East	SALT LAKE	F013218	F -R299 (273)	\$111,876	\$0	\$8,124	\$120,000
	17851	Awarded	Intersection Improvements	Cnty:FA-2098; MP 1.28 - 1.57	SALT LAKE	F014976	F -2098 (1)1	\$1,585,804.91	\$0	\$115,154.98	\$1,700,959.89
	17851	Awarded	Intersection Improvements	Cnty:FA-2098; MP 1.28 - 1.57	SALT LAKE	F014976	F -2098 (1)1	\$279,690	\$0	\$20,310	\$300,000
	17851	Awarded	Intersection Improvements	Cnty:FA-2098; MP 1.28 - 1.57	SALT LAKE	F014976	F -2098 (1)1	\$262,908.60	\$0	\$19,091.40	\$282,000
	17851	Awarded	Intersection Improvements	Cnty:FA-2098; MP 1.28 - 1.57	SALT LAKE	F014976	F -2098 (1)1	\$51,353.88	\$0	\$3,729.12	\$55,083
	17851	Awarded	Intersection Improvements	Cnty:FA-2098; MP 1.28 - 1.57	SALT LAKE	F014976	F -2098 (1)1	\$36,825.85	\$0	\$2,674.15	\$39,500
	12674	Closed	ATMS Project	I-215; MP 27.44 - 27.44 & I-215; MP 25.63 - 28.50 & I-215; MP 25.63 - 28.50 & SR-68; MP 62.88 - 67.27	VARIOUS	F010155	-0068 (97)6	\$0	(\$0.02)	\$0	(\$0.02)
	16443	Closed	Spot Improvement - Safety	I-80; MP 99.15 - 106.00	VARIOUS	F013693	-180-2(75)9	\$0	\$0	\$0	\$0
	16946	Closed	Safe Sidewalk/ADA	Polk Avenue; 36th Street to Franklin	WEBER	F014174	F -LC57 (47)	\$16,200.49	\$0	\$1,176.42	\$17,376.91
	16946	Closed	Safe Sidewalk/ADA	Polk Avenue; 36th Street to Franklin	WEBER	F014174	F -LC57 (47)	(\$16,200.49)	\$0	(\$1,176.42)	(\$17,376.91)
Totals								\$6,264,776.32	\$147,912.47	\$260,132.26	\$6,672,821.05

WFRC Urban Area Transportation Alternatives Program (TAP) Funds

Federal Fiscal Year 2023 Projects
Obligated/ (De_Obligated)

Plan Fund Desc.	PIN	PIN Status	Index	Project Location	County	FMIS No.	PROJ_NO	FA	STATE	LOCAL	Total
TRANS ALT. PROGRAM- OG/LAYTON	18835	Advertised	Other	US-89; MP 401.91 - 402.16	DAVIS	F015876	F -0089 (537	\$98,130.17	\$0	\$7,125.84	\$105,256.01
	18835	Advertised	Other	US-89; MP 401.91 - 402.16	DAVIS	F015876	F -0089 (537	\$42,839.19	\$0	\$3,110.82	\$45,950.01
	18835	Advertised	Other	US-89; MP 401.91 - 402.16	DAVIS	F015876	F -0089 (537	\$21,442.90	\$0	\$1,557.09	\$22,999.99
	18835	Advertised	Other	US-89; MP 401.91 - 402.16	DAVIS	F015876	F -0089 (537	\$11,187.60	\$0	\$812.40	\$12,000
	17865	Contract Complete	Intersection Improvements	Cnty:FA-3416; MP .14 - .14	WEBER	F014990	F -3416 (1)	\$0	\$0	\$0	\$0
	17865	Contract Complete	Intersection Improvements	Cnty:FA-3416; MP .14 - .14	WEBER	F014990	F -3416 (1)	\$0	\$0	\$0	\$0
	18834	Contract Closed Out	Other	SR-60; MP .42 - .51	WEBER	F015875	F -0060 (14)	\$7,458.40	\$541.60	\$0	\$8,000
	18834	Contract Closed Out	Other	SR-60; MP .42 - .51	WEBER	F015875	F -0060 (14)	\$2,675.23	\$194.27	\$0	\$2,869.50
TRANSPORTATION ALT PROGRAM - WFRC	16953	Closed	Safe Sidewalk/ADA	Cnty:FA-1454; MP .81 - .84	DAVIS	F014181	F -1454 (1)	\$0	\$0	\$0	\$0
	16954	Closed	Safe Sidewalk/ADA	SR-225; MP .66 - .68	DAVIS	F014182	F -0225 (8)	\$0	\$0	\$0	\$0
	14945	Closed	Trails and Bikepaths	Sec 1 completes a gap, Sec 2 Bridge over Welby Jacobs Canal, Sec 3 will extend trail to 4000 West	SALT LAKE	F012335	F -LC35 (306	\$0	\$0	\$0	\$0
	14947	Active	Trails and Bikepaths	Cnty:FA-2105; MP .93 - .93	SALT LAKE	F012337	F -LC35 (308	\$69,922.50	\$0	\$5,077.50	\$75,000
	14947	Active	Trails and Bikepaths	Cnty:FA-2105; MP .93 - .93	SALT LAKE	F012337	F -LC35 (308	\$27,969	\$0	\$2,031	\$30,000
	14949	Closed	Trails and Bikepaths	Taylor's ville Regional Trail; 5140 South to 5400 South, MP 0.00 to MP 0.4023; Length 0.4023 miles	SALT LAKE	F012339	F -LC35 (310	\$0	\$0	\$0	\$0
	14952	Closed	Trails and Bikepaths	Beck Street bicycle lanes in SLC between Chicago St and the existing shared use path on the frontage rd	SALT LAKE	F012342	F -LC35 (313	(\$8,522.61)	\$0	(\$618.88)	(\$9,141.49)
	15926	Closed	Trails and Bikepaths	Kearns Bicycle Route Signing Wayfinding - Kearns Metro Boundaries	SALT LAKE	F013224	F -R299 (275	\$0	\$0	\$0	\$0
	16948	Region Review	Ped & Bike	Cnty:FA-2224; MP .11 - .26	SALT LAKE	F014176	F -2224 (1)	\$206,970.60	\$0	\$15,029.40	\$222,000
	16948	Region Review	Ped & Bike	Cnty:FA-2224; MP .11 - .26	SALT LAKE	F014176	F -2224 (1)	\$93.23	\$0	\$6.77	\$100
	16948	Region Review	Ped & Bike	Cnty:FA-2224; MP .11 - .26	SALT LAKE	F014176	F -2224 (1)	\$0	\$0	\$0	\$0

WFRC Urban Area Transportation Alternatives Program (TAP) Funds

Federal Fiscal Year 2023 Projects
Obligated/ (De_Obligated)

Plan Fund Desc.	PIN	PIN Status	Index	Project Location	County	FMIS No.	PROJ_NO	FA	STATE	LOCAL	Total
	16948	Region Review	Ped & Bike	Cnty:FA-2224; MP .11 - .26	SALT LAKE	F014176	F -2224 (1)	(\$93.23)	\$0	(\$6.77)	(\$100)
	16949	Closed	Safe Sidewalk/ADA	Construct sidewalk, curb, and gutter on the west side of Northwest avenue from 5415 S to existing sidewalk at about 5570 S. Length=0.25 miles.	SALT LAKE	F014177	F -LC35 (317	\$0	\$0	\$0	\$0
	16951	Closed	Safe Sidewalk/ADA	SR-171; MP 14.47 - 14.60	SALT LAKE	F014179	F -0171 (57)	\$0	\$0	\$0	\$0
	17867	Advertised	Ped & Bike	Cnty:FA-2236; MP 1.84 - 2.28	SALT LAKE	F014992	F -2236 (1)	\$55,938	\$0	\$4,062	\$60,000
	17869	Advertised	Ped & Bike	Cnty:FA-2162; MP .37 - 1.60	SALT LAKE	F014994	F -2162 (2)	\$320,936	\$0	\$23,305.12	\$344,241.12
	17870	Close Out	Ped & Bike	SR-266; MP 5.63 - 5.74	SALT LAKE	F014995	F -0266 (71)	\$0	\$0	\$0	\$0
	18838	Closed	Ped & Bike	8425 South; 1300 East to 1475 East	SALT LAKE	F015879	F -LC35 (326	\$0	\$0	\$0	\$0
	19688	Under Construction	Spot Improvement - Safety	Cnty:FA-2189; MP .23 - .23	SALT LAKE	F016715	F -2189 (1)	\$175,416	\$0	\$12,738.03	\$188,154.03
	19688	Under Construction	Spot Improvement - Safety	Cnty:FA-2189; MP .23 - .23	SALT LAKE	F016715	F -2189 (1)	\$0	\$0	\$0	\$0
	20343	Scoping	Roadway Reconstruct - With Widening	SR-173; MP 7.74 - 8.09	SALT LAKE	F017369	F -0173 (43)	\$10,000	\$0	\$726.16	\$10,726.16
	20345	Active	Ped & Bike	Cnty:FA-2116; MP 3.27 - 3.31 & Cnty:FA-2116; MP 3.27 - 3.27	SALT LAKE	F017371	F -2116 (4)	\$9,323	\$0	\$677	\$10,000
	17866	Scoping	Ped & Bike	3100 West; 4800 South to 5000 South Sidewalk, Roy	WEBER	F014991	F -R199 (271	\$38,760.37	\$0	\$2,814.63	\$41,575
17866	Scoping	Ped & Bike	3100 West; 4800 South to 5000 South Sidewalk, Roy	WEBER	F014991	F -R199 (271	\$932.30	\$0	\$67.70	\$1,000	
TRANSPORTATION ALTERNATIVE PROGRAM	19332	Scoping	Ped & Bike	826 N Fort Lane to 928 N Rainbow Dr	DAVIS	F016351	F -R199 (363	\$13,984.50	\$0	\$1,015.50	\$15,000
	14690	Closed	Ped & Bike	Cnty:FA-2228; MP .23 - .28	SALT LAKE	F012094	F -LC35 (314	\$0	\$0	\$0	\$0
	20316	Active	Ped & Bike	SR-71; MP 20.05 - 21.17	SALT LAKE	F017342	F -0071 (73)	\$349,612.50	\$25,387.50	\$0	\$375,000
	20316	Active	Ped & Bike	SR-71; MP 20.05 - 21.17	SALT LAKE	F017342	F -0071 (73)	\$256,382.50	\$18,617.50	\$0	\$275,000
	20316	Active	Ped & Bike	SR-71; MP 20.05 - 21.17	SALT LAKE	F017342	F -0071 (73)	\$221,792.41	\$16,105.70	\$0	\$237,898.11
	20316	Active	Ped & Bike	SR-71; MP 20.05 - 21.17	SALT LAKE	F017342	F -0071 (73)	\$158,491	\$11,509	\$0	\$170,000

WFRC Urban Area Transportation Alternatives Program (TAP) Funds

Federal Fiscal Year 2023 Projects
Obligated/ (De_Obligated)

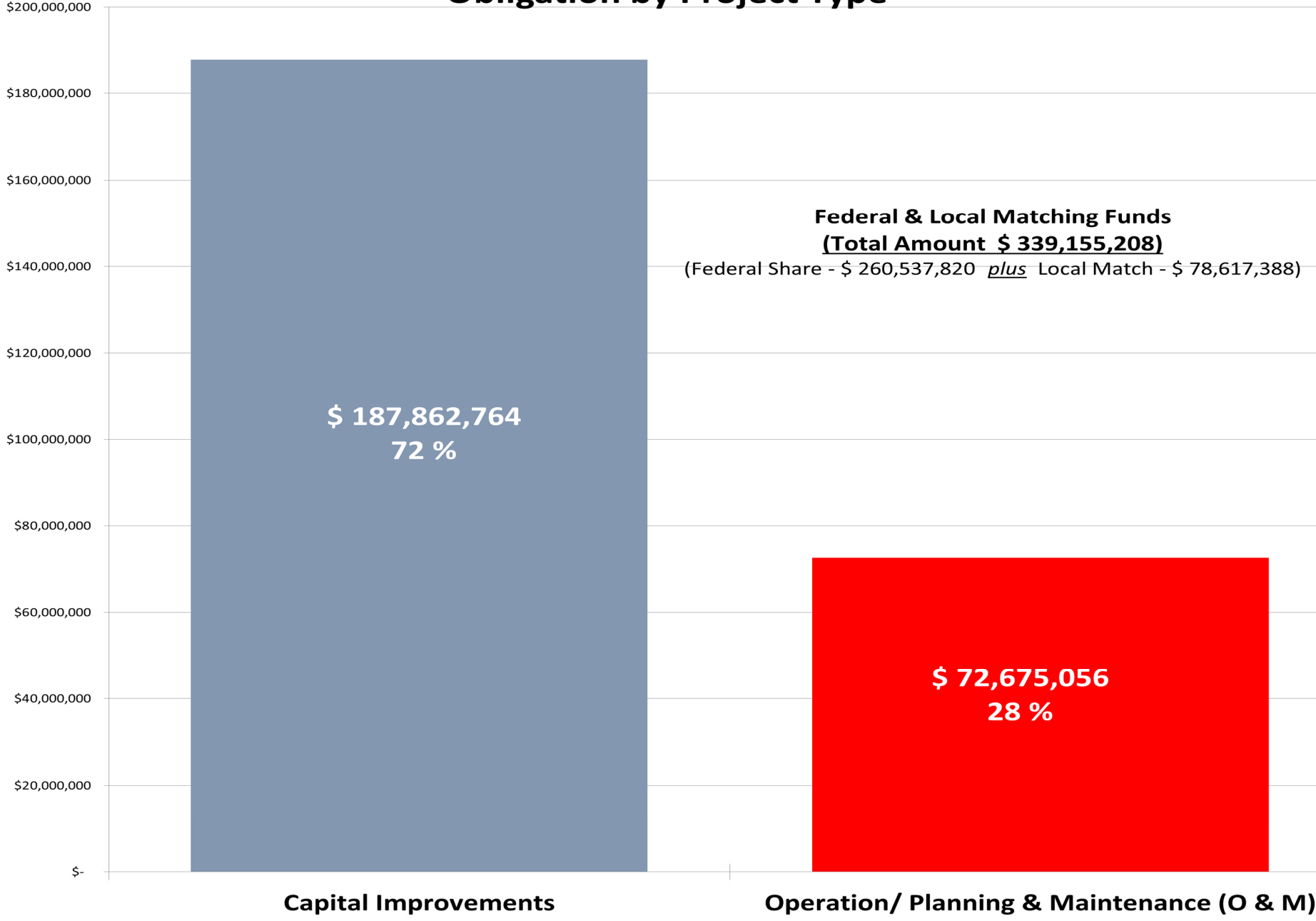
Plan Fund Desc.	PIN	PIN Status	Index	Project Location	County	FMS No.	PROJ_NO	FA	STATE	LOCAL	Total
	20316	Active	Ped & Bike	SR-71; MP 20.05 - 21.17	SALT LAKE	F017342	F -0071 (73)	\$13,721.59	\$996.41	\$0	\$14,718
Totals								\$2,105,363.15	\$73,351.98	\$79,531.31	\$2,258,246.44

WFRC Urban Area Carbon Reduction Program (CRP) Funds

Federal Fiscal Year 2023 Projects
Obligated/ (De_Obligated)

Plan Fund Desc.	PIN	PIN Status	Index	Project Location	County	FMIS No.	PROJ_NO	FA	STATE	LOCAL	Total
CARBON REDUCTION FOR O/L	20317	Scoping	Ped & Bike	Construct a Pedestrian Overpass Bridge to span the width of the Union Pacific/FrontRunner railway corridor and touch down immediately next to the FrontRunner Station	DAVIS	F017343	-R199 (350)	\$745,840.00	\$0	\$54,160	\$800,000.00
	20317	Scoping	Ped & Bike	Construct a Pedestrian Overpass Bridge to span the width of the Union Pacific/FrontRunner railway corridor and touch down immediately next to the FrontRunner Station	DAVIS	F017343	-R199 (350)	\$37,292	\$0	\$2,708	\$40,000
	16945	Active	ection Improver	US-89; MP 407.72 - 408.08	WEBER	F014173	-0089 (486)4	\$13,888.89	\$1,008.56	\$0	\$14,897.45
							Totals	\$797,020.89	\$1,008.56	\$56,868.00	\$854,897.45

FFY 2023 Federal Transit Administration Funds Obligation by Project Type



UTA FY 2023 ACTIVE GRANTS OVERVIEW

Funds Allocated (awarded and executed) in FFY 2023 (10/01/22 - 09/30/2023)

	Fed. Amt	Local Amt.	Tot. Amt.		Federal Amount	Local Amount	Total Amount
Totals	\$ 260,537,820	\$ 78,617,388	\$ 339,155,208	Improvement Type			
Totals / Project Type	\$ 187,862,764	\$ 60,786,533	\$ 248,649,297	Capital Improvements	72%	77%	73%
	\$ 72,675,056	\$ 17,830,855	\$ 90,505,911	Operation/ Planning & Maintenance (O & M)	28%	23%	27%

Program Details Listed Below

Grant Number	Fed. Amt	Local Amt.	Tot. Amt.	Brief Description	or Execute	Status	% Comp
FTA Grants							
UT-2017-016-00	\$ 437,819	\$ 101,515	\$ 539,334	FY15-17 5310 Provo/Orem	9/14/2017	Ready to close	100
UT-2018-002-01	\$ 20,000,000	\$ 5,000,000	\$ 25,000,000	FY 16 TIGER UTA First Last Mile Connections Grant	4/9/2018	Active- working on final adjustments, then will close	99
UT-2018-010-02	\$ 11,424,513	\$ 2,856,129	\$ 14,280,642	FY2018 5339(a) Formula for Depot District Construction - amended to add almost \$7.5M in formula grant funds. Dates and percentages shown are amendment dates. Will amend again to add 2022 funds.	2/7/2021	Ready to close - FTA wanted all grants complete, closing soon	100
UT-2018-011-01	\$ 13,600,000	\$ 3,400,000	\$ 17,000,000	FY2018 5339(b) Discretionary for Depot District Construction - amended to add \$11M in discretionary grant funds. Dates shown are amendment dates	2/8/2021	Ready to close - FTA wanted all grants complete, closing soon	100
UT-2019-001-00	\$ 712,758	\$ 331,944	\$ 1,044,702	FY 17-18 5310 SL/WV Capital, Operations and Admin	4/12/2019	Ready to close	100
UT-2019-002-00	\$ 488,754	\$ 182,059	\$ 670,813	FY 17-18 5310 O/L Capital, Operations and Admin	4/12/2019	Ready to close	100
UT-2019-003-00	\$ 429,841	\$ 117,518	\$ 547,359	FY 17-18 5310 P/O Capital, Operations and Admin	4/12/2019	Ready to close	100
UT-2020-010-00	\$ 2,360,053	\$ 171,378	\$ 2,531,431	FY 2019 CMAQ/Capital/Locomotive Overhaul - Final funds transferred for this project are going to soon be added in to this grant.	7/20/2020	Active	98
UT-2021-004-00	\$ 224,000	\$ 67,507	\$ 291,507	Suicide Prevention Research and Demonstration Project	5/3/2021	Active	85
UT-2021-006-00	\$ 174,591	-	\$ 174,591	FY20 5310 Formula Provo - Orem - Ops and Mobility Mngmt.	5/13/2021	Ready to close	100

Program Details Listed Below

Grant Number	Fed. Amt	Local Amt.	Tot. Amt.	Brief Description	or Execute	Status	% Comp
UT-2021-007-00	\$ 293,098	\$ -	\$ 293,098	FY20 5310 Ogden-Layton - Ops and Mobility Mngmt.	5/12/2021	Ready to close	100
UT-2021-009-01	\$ 368,908	\$ 78,640	\$ 447,548	FY 2019/2020 5310 Provo-Orem - Capital and Admin.	5/13/2021	Active	70
UT-2021-010-01	\$ 584,348	\$ 136,901	\$ 721,249	FY 2019/2020 5310 Ogden-Layton - Capital and Admin.	5/13/2021	Active	58
UT-2021-011-01	\$ 958,829	\$ 204,070	\$ 1,162,899	FY 2019/2020 5310 Salt Lake City-West Valley City - Capital and Admin.	5/14/2021	Active	63
UT-2021-014-00	\$ 3,950,000	\$ 286,835	\$ 4,236,835	FFY 2019 STBG & CMAQ - Capital - Depot District Construction	8/10/2021	Ready to close - FTA wanted all grants complete. closing	100
UT-2021-020-00	\$ 338,155	\$ 98,277	\$ 436,432	FY 2020 Research Innovation Program - Transit Infrastructure Condition Assessment	9/8/2021	Active	61
UT-2021-021-01	\$ 78,322,872	\$ 26,375,048	\$ 104,697,920	FFY2019 Sec. 5309 UTA Ogden-WSU BRT - Note that now UT-2022-012 below is executed this is the amended reduced local match equal to that grant	9/24/2021	Active- working on final adjustments, then will close	97.4
UT-2022-012-00	\$ 6,254,183	\$ -	\$ 6,254,183	ARP Section 5309 Small Starts Utah Transit Authority Ogden-WSU BRT (OGX) - Capital	9/19/2022	Active- working on final adjustments, then will close	99
UT-2022-014-00	\$ 508,200	\$ 30,000	\$ 538,200	FFY 2020 5312 COVID-19 Research Demonstration eVoucher Phase II - got no responsive bids initially, have completed 2nd RFP and are in negotiations with selected contractor	9/13/2022	Active	0
UT-2023-001-00	\$ 1,055,000	\$ 117,223	\$ 1,172,223	FY2019 and FY2022 FHWA RHC (Section 130) Program Flex Funds--Capital, TIGER Ped Rail Crossing Projects	2/27/2023	New-Active- working on final adjustments, then will close	100
UT-2023-002-00	\$ 63,615,691	\$ 15,903,924	\$ 79,519,615	FY2022 5307 Urbanized Formula Preventive Maintenance & ADA Paratransit	7/26/2023	New-Active	92
UT-2023-004-00	\$ 23,524,729	\$ 5,881,183	\$ 29,405,912	FFY 2021 Section 5337 Formula - Capital for TPSS Rehabilitation	7/26/2023	New-Active	84
UT-2023-007-00	\$ 1,650,000	\$ 119,817	\$ 1,769,817	FFY 2019 CMAQ Clearfield FrontRunner Station Pedestrian and Bike Trail Design and Construction	7/26/2023	New-Active	12
UT-2023-008-00	\$ 250,000	\$ 62,500	\$ 312,500	FY2019 Section 20005(b) 5338 TOD-South Valley Utah County Frontrunner - Planning	4/25/2023	New-Active	40
UT-2023-009-00	\$ 385,584	\$ 35,000	\$ 420,584	FFY2021 Areas of Persistent Poverty (AoPP) Discretionary Funds for Planning Study	5/9/2023	New-Active	0
UT-2023-013-00	\$ 425,445	\$ -	\$ 425,445	FFY2021 UT-2023-013 Section 5310 ER Ogden-Layton Capital, Admin and Operations	6/2/2023	New-Active	14
UT-2023-014-00	\$ 751,641	\$ -	\$ 751,641	FFY2021 UT-2023-014 Section 5310 ER Salt Lake-West Valley Capital, Operations and Admin	6/2/2023	New-Active	19
UT-2023-023-00	\$ 288,742	\$ -	\$ 288,742	FFY2021 UT-2023-023 Section 5310 ER Provo-Orem Capital, Operations and Admin	6/2/2023	New-Active	0

Program Details Listed Below

Grant Number	Fed. Amt	Local Amt.	Tot. Amt.	Brief Description	or Execute	Status	% Comp
UT-2023-024-00	\$ 421,209	\$ 194,139	\$ 615,348	FFY2022 UT-2023-024 Section 5310 Provo-Orem Capital, Admin and Operations	6/4/2023	New-Active	4
UT-2023-025-00	\$ 300,000	\$ -	\$ 300,000	FFY21 ARP Discretionary Section 5307 funding for Planning - Route Restoration	7/18/2023	New-Active	0
UT-2023-026-00	\$ 609,105	\$ 225,613	\$ 834,718	FFY2022 UT-2023-026 Section 5310 Ogden-Layton Capital, Admin and Operations	7/13/2023	New-Active	14
UT-2023-027-00	\$ 1,094,044	\$ 497,380	\$ 1,591,424	FFY2022 UT-2023-027 Section 5310 Salt Lake Capital, Admin and Operations	7/11/2023	New-Active	35
UT-2023-030-00	\$ 360,000	\$ 90,000	\$ 450,000	FY2022 5338 TOD- Pilot Program for TOD Planning Midvalley	7/26/2023	New-Active	0
UT-2023-031-00	\$ 950,000	\$ 450,000	\$ 1,400,000	FFY2021 RAISE Techlink Corridor Study	8/5/2023	New-Active	23
UT-2023-034-00	\$ 275,000	\$ 75,000	\$ 350,000	Point of the Mountain - FY2019 Discretionary Transit Oriented Development (TOD) (20005b) Analysis and Implementation Plan	8/17/2023	New-Active	0
UT-2023-038-00	\$ 3,220,250	\$ 726,564	\$ 3,946,814	FFY2019 5339(b) Bus & Bus Facilities Large Urban Discretionary Funds for Capital	9/12/2023	New-Active	0

Other Agency Grants

no current federal non-FTA funded grants

Non Federal Grants

VW Settlement	\$ 13,079,240	\$ 14,000,000	\$ 27,079,240	20 Electric Vehicles and Charging Infrastructure - Vehicle delivery and charger install is substantially complete. Working on payment and contractual closeout	5/22/2020	Active	95
WACOG 23-P00219	\$ 1,500,000	\$ -	\$ 1,500,000	FFY2022 Weber County Corridor Preservation WACOG - Commuter Rail	5/2/2023	New-Active	0

Grants Closed Since Last Year-End Report

UT-2020-003-01	\$ 700,125	\$ 284,713	\$ 984,838	FY 2018 Innovative Coordinated Access and Mobility Competitive - Electronic Voucher Development.	2/4/2020	Closed	100
UT-2021-005-00	\$ 476,665	\$ -	\$ 476,665	FY2020 5310 Formula Salt Lake City-West Valley City - Ops and Mobility Mngmt.	5/12/2021	Closed	100
UT-2022-002-01	\$ 248,032	\$ -	\$ 248,032	Section 5310 CRRSAA Operating	5/3/2022	Closed	100
UT-2022-003-01	\$ 248,035	\$ -	\$ 248,035	Section 5310 ARPA Operating	4/12/2022	Closed	100
UT-2023-003-02	\$ 1,406,000	\$ 351,501	\$ 1,757,501	FFY2020 Section 5339(a) Formula Capital for UTA Tooele Facility Acquisition & Renovation	7/26/2023	Was executed and closed since last report	100
UT-2023-033-01	\$ 2,272,361	\$ 165,010	\$ 2,437,371	FY 2019 CMAQ & FY 2019 STBG Capital - U of U Bus Pullouts and Sugarhouse Double Track	8/22/2023	Was executed and closed since last report	100

DATE: March 21, 2024
AGENDA ITEM: 5a
SUBJECT: **ACTION:** RTP Amendment Process Update
PREPARED BY: Julie Bjornstad, Senior Transportation Planner

At the March 28th Wasatch Front Regional Council (WFRC) meeting, the WFRC staff will outline proposed modifications and clarifications to the Regional Transportation Plan (RTP) amendment process. In summary, WFRC staff and the Regional Growth Committee (RGC) recommend these four clarifications:

1. Inclusion of amendments that only modify a project's needs-based phase (the timing of anticipated need independent of anticipated funding).
2. Clarification that Level 1 amendments (the least complex modifications), which are subject to the approval by the WFRC Executive Director, require consultation with affected communities and/or transportation agencies, the Federal Highway Administration, the Interagency Consultation Team, and the Regional Growth Committee (RGC) Chair and Vice-Chair.
3. Clarification that for Level 2 amendments, the existing regional emissions analysis remains valid, but that a new air quality conformity determination is required.

WFRC staff and the RGC recommend the Regional Council direct WFRC staff to update the RTP amendment process as presented, and make minor technical modifications as may be needed from time to time, in consultation with the RGC Chair and Vice Chair.

BACKGROUND:

Every four years, WFRC prepares and adopts the RTP as the core transportation plan within the overall [Wasatch Choice Vision](#). While the RTP receives considerable review before being formally adopted, circumstances may warrant a change to the RTP after its initial adoption, including funding availability, local and state needs, changes to land use, the determination of final environmental impact statements, or the rapid development of certain projects.

WFRC has a written RTP amendment process that was last updated by the Regional Council in January 2022. There are three different levels or types of amendments:

- *Level 3 - Full Amendment for Regionally Significant Projects* addresses changes to regionally significant projects, such as principal arterials, freeways, or fixed guideway transit. This category requires a 30-day public comment process and an air-quality conformity analysis.
- *Level 2 - Board Modification (Non-Exempt, Non-Regionally Significant Projects)* addresses projects including collectors and minor arterials, corridor preservation for roadway and transit, operational projects with modifications to signalized intersections, and non-fixed guideway transit. It requires a public comment period during the RGC meeting and allows the RGC to approve the amendment during the meeting.
- *Level 1 - Staff Modification (Exempt Projects)* addresses roadway ownership changes, operational roadway projects without modifications to signalized intersections, active transportation projects, and modifications to Wasatch Choice Vision land use centers. Level 1 amendments require approval by the WFRC Executive Director in consultation with the RGC Chair and Vice-chair.

PROPOSED CLARIFICATIONS:

Proposed process clarification 1: Inclusion of amendments that only modify a project's needs-based phase (the timing of anticipated need independent of anticipated funding)

During the development of the RTP, WFRC uses a two-tiered phasing process in which WFRC, in consultation with the Utah Department of Transportation (UDOT), the Utah Transit Authority (UTA), and local communities, divides all projects into temporal phases. First, projects are phased based on when a project is needed. Second, that phasing may be adjusted based on

fiscal constraints. Therefore, projects have both “needs-based phasing” and “fiscally constrained phasing.” The official, adopted RTP is the fiscally constrained plan. Outside of the regular quadrennial process of developing and adopting the RTP, the RTP Amendment Process does not expressly account for the possibility of an amendment where **only** the needs-based phasing changes, and the fiscally constrained phasing does not change. There are also no federal requirements for needs-based phasing; it is a supplemental, value-adding element of WFRC’s planning approach. Changing needs-based phasing does not require changes to modeling, air quality conformity analysis, or fiscal constraint analysis, all of which are required by federal law for the fiscally constrained RTP. However, needs-based phasing is an important element of the planning process, and is relevant because projects that are identified as phase 1 needs are more likely to be considered for potential funding and associated land use changes than projects in later phases. It is recommended that the RTP Amendment Process clarify that RTP amendments that only make a needs-based phasing change should be considered to be a Level 1: Staff Modification amendment under the RTP Amendment Process.

Per the current RTP Amendment Process, Level 1 amendments require approval by the WFRC Executive Director in consultation with the RGC Chair and Vice-chair, and subsequent informing of RGC and the RGC Technical Advisory Committee. The WFRC Staff and/or RGC Chair/Vice-Chair can recommend a proposed amendment be elevated from Level 1: Staff Modification to Level 2: Board Modification based on factors including: potential impacts, professional judgment, or potential lack of consensus.

Proposed process clarification 2: Clarification that Level 1 amendments (the least complex modifications), which are subject to the approval by the WFRC Executive Director, require consultation with affected communities and/or transportation agencies, the Federal Highway Administration, the Interagency Consultation Team, and the Regional Growth Committee (RGC) Chair and Vice-Chair.

Level 1 amendments require adequate analysis and evaluation of a proposed amendment. They also require WFRC staff consultation with the facility owner (e.g., UDOT, UTA, city, or county), Interagency Consultation Team (ICT) (composed of federal and state air quality and transportation agencies), and Federal Highway Administration (FHWA). Per the current RTP Amendment Process, they require the approval by the WFRC Executive Director, in consultation with the RGC Chair and Vice-Chair, and informing the RGC and the RGC Technical Advisory Committees of the amendment. WFRC Staff and RGC recommends clarifying this process, including that any affected communities and/or transportation agencies would be consulted.

Proposed process clarification 3: clarification that for Level 2 amendments, the existing regional emissions analysis remains valid, but that a new air quality conformity determination is required

Level 2 amendments can proceed without a new regional emission analysis, if the Interagency Consultation Team determines that the proposed changes do not involve significant changes in design or scope to regionally significant facilities. However, Level 2 amendments do require a new conformity determination. WFRC Staff and RGC recommends clarifying this requirement in the “procedure” section of Level 2 amendments.

RECOMMENDATION:

The Regional Growth Committee and WFRC staff requests that the Wasatch Front Regional Council make a motion to *“direct WFRC staff to update the RTP amendment process as presented, and make minor technical modifications as may be needed from time to time, in consultation with the RGC Chair and Vice Chair.”*

CONTACT PERSON:

Julie Bjornstad, 801-363-4250, julieb@wfr.org

EXHIBIT:

[Draft RTP Amendment Process March 2024 \(changes highlighted\)](#)

DATE: March 21, 2024
AGENDA ITEM: 5b.1: Planning Technical Assistance for Local Governments
SUBJECT: Transportation and Land Use Connection 2024 Awarded Projects
PREPARED BY: Meg Townsend, Community and Economic Development Director

At the March 28th Council meeting, WFRC staff will present an overview of the various planning technical assistance programs and opportunities, including an announcement of the 2024 Transportation and Land use Connection (TLC) Awarded Projects.

BACKGROUND:

The [Wasatch Choice Vision](#) provides guiding principles and strategies for addressing growth throughout the region that local governments can then take and implement on the local level. WFRC knows that this requires time and resources of our communities. To assist with local planning and the implementation of the Vision, we provide several opportunities for our communities to receive technical assistance. This may be broadly, through TLC, or more specifically, such as funding and staff support with [Station Area Planning](#) as required under HB462.

The [Transportation and Land Use Connection Program](#) (TLC) provides technical assistance to local communities to help them achieve their goals and plan for growth. The TLC program is a partnership between WFRC and funding partners Salt Lake County, UDOT, and UTA.

During the March RGC meeting, we announced the latest projects, including five projects in the Ogden-Layton urban area, five in the Salt Lake urban area, and one project in Tooele County. This totals over \$1.5 million in funded technical assistance. Our team is eager to work with these communities to help them achieve their visions.

CONTACT PERSON:

Megan Townsend, 801-404-8925, mtownsend@wfr.org

DATE: March 21, 2024
AGENDA ITEM: **5b.2 and 5b.3:** Planning Technical Assistance for Local Governments
SUBJECT: **ACTION:** Station Area Plan Certification - West Jordan
ACTION: Station Area Plan Certification - Midvale
PREPARED BY: Meg Townsend, Community and Economic Development Director

At the March 21st Regional Growth Committee (RGC) meeting, WFRC staff and community representatives presented an overview of the various planning technical assistance programs and opportunities. After announcing the 2024 Transportation and Land use Connection (TLC) Awarded Projects, RGC considered certification requests for stations in West Jordan and Midvale, in accordance with the Station Area Planning (SAP) components of state law and WFRC policy. RGC made a positive recommendation to the Council for certification of these SAPs.

For Item 5b.2, the West Jordan stations include Bingham Junction, Historic Gardner, and West Jordan City Center. The Midvale station areas in Item 5b.3 include Bingham Junction, Historic Gardner, Midvale Fort Union & Midvale Center. Representatives from each city will share highlights from these station area plans.

BACKGROUND:

The [Wasatch Choice Vision](#) provides guiding principles and strategies for addressing growth throughout the region that local governments can then take and implement on the local level. WFRC knows that this requires time and resources of our communities. To assist with local planning and the implementation of the Vision, we provide several opportunities for our communities to receive technical assistance. This may be broadly, through the [Transportation and Land Use Connection \(TLC\)](#), or more specifically, such as funding and staff support with Station Area Planning as required under HB462.

[HB462](#), passed in 2022, as amended in 2023, requires cities with fixed-guideway transit stations to develop a Station Area Plan for the area around the station, within ½ mile for rail and ¼ mile for bus rapid transit. [Station Area Plans](#) (SAPs) are intended to promote housing availability and affordability, access to opportunities, sustainable environmental conditions, and transportation choices and connections. The [SAP requirements](#) are consistent with communities' identification of [Wasatch Choice Vision](#) centers.

STATION AREA PLAN CERTIFICATION

WFRC staff has been assisting communities in their development of their station area plans, in partnership with UTA, GOEO, and the Mountainland Association of Governments (MAG). At the RGC meeting, WFRC staff will provide an update on Station Area Planning to date, and discuss the SAPs that have been submitted to WFRC for certification, pursuant to state law and WFRC policy.

State law establishes that the Metropolitan Planning Organizations (MPOs – WFRC and MAG) have the responsibility to review and, in consultation with UTA, certify each SAP for compliance with statutory requirements. In May of 2022, and amended in March of 2023, WFRC adopted a [policy for the certification review](#) of SAPs.

WFRC has recently had the opportunity to assist West Jordan and Midvale in planning around stations within their community. The two cities worked together on a plan for the Bingham Junction, Historic Gardner, and West Jordan City Center stations. Both Bingham Junction and

Historic Gardner have station areas that span across the borders of both of these communities. Concurrently, Midvale has been working on plans for Midvale Fort Union and Midvale Center. Taking a network approach to station area planning, and demonstrating effective collaboration, both of these communities have completed these planning processes, and have adopted the resulting plans.

ACTION: Certify West Jordan Stations

In accordance with our policy, WFRC staff has reviewed the submission to assess its satisfaction of the requirements of the statute, and made a positive recommendation for certification to the Regional Growth Committee, who then recommended Council certify the SAP. All of the documentation is included within, including:

1. [West Jordan & Midvale Station Area Plan Submission Package](#)
2. [WFRC SAP Certification Resolution](#)
3. [WFRC Staff Findings and Analysis](#)

ACTION: Certify Midvale Stations

In accordance with our policy, WFRC staff has reviewed the submissions to assess their satisfaction of the requirements of the statute, and makes a positive recommendation for certification to the Regional Growth Committee, who then recommended Council certify the SAPs. All of the documentation is included within, including:

4. [Midvale Fort Union & Midvale Center Station Area Plan Submission Package](#)
5. [West Jordan & Midvale Station Area Plan Submission Package](#)
6. [WFRC SAP Certification Resolution](#)
7. [WFRC Staff Findings and Analysis - Midvale Fort Union & Midvale Center](#)
8. [WFRC Staff Findings and Analysis - Bingham Junction & Historic Gardner](#)

RECOMMENDED MOTIONS:

WEST JORDAN–The Regional Growth Committee and WFRC staff recommend that the Council adopt a “motion to certify the Station Area Plans for the Bingham Junction, Historic Gardner, and West Jordan City Center stations.”

MIDVALE–The Regional Growth Committee and WFRC staff recommend that the Council adopt a “motion to certify the Station Area Plans for the Bingham Junction, Historic Gardner, Midvale Fort Union, and Midvale Center stations.”

ATTACHMENTS:

1. West Jordan [Station Area Plan Submission Package](#)
2. West Jordan [SAP Certification Resolution](#)
3. West Jordan [Staff Findings and Analysis](#)
4. Midvale [Fort Union & Midvale Center Station Area Plan Submission Package](#)
5. Midvale [Bingham Junction & Historic Gardner Station Area Plan Submission Package](#)
6. Midvale [SAP Certification Resolution](#)
7. Midvale [Bingham Junction & Historic Gardner Staff Findings and Analysis](#)
8. Midvale [Fort Union & Midvale Center Staff Findings and Analysis](#)

CONTACT PERSON:

Megan Townsend, 801-404-8925, mtownsend@wfr.org

DATE: March 21, 2024
AGENDA ITEM: 6a
SUBJECT: **ACTION:** Release for review and comment: Draft FY25 WFRC Goals, Budget, and Unified Planning Work Program (UPWP)
PREPARED BY: Marian Florence, Chief Financial Officer, and Wayne Bennion, Director of Short Range Planning

BACKGROUND:

Wasatch Front Regional Council (WFRC) staff, in coordination with the WFRC Budget Committee, has identified proposed agency goals and prepared a draft budget and Unified Planning Work Program (UPWP) that outline the objectives and activities that WFRC plans to undertake in fiscal year 2025.

The WFRC Budget Committee reviewed the suggested goals, draft budget and UPWP on March 14, 2024, and the Regional Council is scheduled to review these items at its meeting on March 28, 2024. The Regional Council will then make these available for review by the public and by the County Councils of Governments (COGs). After considering any comments received, the Regional Council will approve the goals and adopt a final budget and UPWP in May 2024. Below is a description and list of the goals, a summary of the UPWP, and discussion about key aspects of the budget. The Budget Committee recommends that the Council make a motion to release for review and comment the draft WFRC goals, budget and Unified Planning Work Program for FY25.

WFRC Goals

Each year WFRC adopts a high-level set of goals and priorities to help shape its activities for the next year. These goals are developed through review of the WFRC's adopted [Mission & Roles](#), reflection on the agency activities and accomplishments for the previous year, and a discussion among the WFRC staff, in consultation with the WFRC Council leadership. The goals are not meant to be a comprehensive list of all of WFRC's activities, but rather to articulate priority activities for the agency in FY25. The WFRC Unified Planning Work Program (UPWP) comprehensively lists all of WFRC's activities. These goals are for WFRC as an organization; they are not intended to be goals for the condition of the region. The [Wasatch Choice Vision](#) goals, as adopted by the WFRC Council, serve that purpose.

The proposed WFRC FY25 goals are as follows:

1. Collaboratively advance the Wasatch Choice Vision as a framework for integrating transportation, land use, and economic development, to address growth-related opportunities and challenges, and maintain and enhance quality of life
2. Effectively administer ongoing plans and programs
3. Provide subject-matter expertise to federal, state, and local officials and policymakers
4. Strive for organizational excellence

Not surprisingly, the FY25 goals are similar to the FY24 goals. This reflects the continuity in our organizational mission and roles, and the fact that most of our activities are ongoing and span multiple years. The proposed goals, with more detailed descriptions, are included as an exhibit to this memo.

Unified Planning Work Program

The UPWP outlines the work tasks that WFRC will pursue during FY25 in collaboration with cities, counties, UDOT, UTA, and other partners. Among the primary tasks are assisting local communities with growth, transportation, and planning issues; continuing development of the 2027-2050 Regional Transportation Plan, Utah's Unified Transportation Plan, and Wasatch Choice Regional Vision; continuing efforts to update and implement the Transportation Improvement Program; assisting in the development of air quality plans; continuing to utilize and improve analytical capabilities; and engaging with the public and local, state, and federal officials.

Budget Overview

At WFRC, our original budget presented in the spring represents new projects and funding anticipated for the coming fiscal year. We typically see modest growth in our Consolidated Transportation Planning Grant (CPG) and Transportation and Land Use Connection (TLC) programs, and any major changes come from the completion or initiation of projects outside those two main areas. The percentage change noted in our budget references the FY24 budget initially approved in May 2023, compared with the proposed FY25 budget. The primary differences from FY24 to FY25 include anticipated routine adjustments for employee compensation and benefits, and contractual items, particularly reflecting the completion in FY24 of the Household Travel Survey and Safe Streets for All projects, the continuation of Station Area Planning efforts, and the addition of the Power District Transportation Study.

Expenditures:

The FY25 budget functions as a legal limit on expenditures, and of course we do not have to spend everything that is budgeted; in fact we routinely come in under budget. As we move towards and into FY25, we will continue to assess the economy and market and have the ability to make budget adjustments as may be warranted.

The major expenditure in the budget is for employee compensation and benefits, including funding to maintain the current full-time staff of 32. Consistent with past practice, the budget also includes an overall personnel line item increase of seven percent that functions as a cap for employee compensation and benefit adjustments, including group health insurance. WFRC annually surveys peer organizations to remain consistent with cities, counties and the State of Utah with regards to COLA and merit increases.

Consultant contracts represent the second largest expenditure in the FY25 budget. The footnotes to the budget provide details of anticipated consulting contracts. The following are descriptions of three significant areas of consultant expense:

- The largest ongoing element of contractual expenditures (approximately \$1.6M in FY25) are for planning and technical assistance on Transportation and Land Use Connection (TLC) program projects funded with WFRC's federal STP funds and contributions from UDOT, UTA, and Salt Lake County, as well as local matching funds. Some of the current TLC projects will not be completed before the end of FY24 and will be carried forward to FY25, with a budget amendment to be made in October 2024 when final accounting for FY24 is completed; this reflects the multi-year nature of the program. Much of the variation in the contractual line item reflects those TLC program consultant expenses, which are fully budgeted in one year and then often roll into the next.

- Station Area Planning funds, provided pursuant to HB462 (2022) through the Governor's Office of Economic Opportunity, are shared between MAG and WFRC to provide planning assistance to local communities as they develop the required Station Area Plans and update their general plans and zoning. A total of \$5M was allocated beginning in FY23 to support communities in developing plans for the 88 station areas in Utah; MAG and WFRC are collaborating to use this funding to bring all stations into compliance. These funds are limited, and we anticipate using approximately \$1.5M in FY24 and the remaining \$1.8M in FY25.
- Power District Transportation Study funding of \$500,000, appropriated in the 2024 Legislative Session, will be used to evaluate the transportation opportunities and constraints and develop a plan for improving local access and enhancing multi-modal connectivity throughout the District and nearby area to accommodate potential growth. This study will be conducted collaboratively by WFRC, UDOT, UTA, and Salt Lake City, with the engagement of private sector stakeholders.

All other expenditures in other line items were estimated based on past experience and anticipated changes. The footnotes to the budget provide additional detail on these costs.

Revenues:

Federal transportation formula planning funds (PL and 5303) and Surface Transportation Program (STP) funds continue to be the majority of WFRC's operational revenue. WFRC also receives federal funding for the Small Cities Community Development Block Grant (CDBG) program and Wasatch Front Economic Development District (WFEDD) work.

State funding comes from the Utah Department of Transportation, the Governor's Office of Planning and Budget, and the Governor's Office of Economic Opportunity, supporting planning and technical work in our area. In FY24, GOPB began funding a Local Administrative Advisor, providing administrative support to small Utah communities without administrative staff. WFRC also engages in numerous impactful studies each year, with financial support from our partners at UTA, UDOT and Mountainland Association of Governments (MAG) to gather and analyze data.

Consistent with WFRC policy, for FY25 the local county contributions increase by 5.46%, a factor representative of the change in the Consumer Price Index (CPI) averaged over the prior three completed WFRC fiscal years, July 31, 2020 through June 30, 2023. This funding supports the ongoing financial stability of WFRC.

EXHIBITS:

- Draft FY25 WFRC goals
- Draft budget for FY25 and footnotes
- Draft FY25 UPWP summary

RECOMMENDATION AND MOTION:

The WFRC Budget Committee recommends that "the Council release for review and comment the draft WFRC goals, Unified Planning Work Program, and budget for FY25."

CONTACT INFORMATION:

- Marian Florence, Chief Financial Officer, (801) 363-4250 x1120
- Wayne Bennion, Director of Short Range Planning, (801) 363-4250 x1112
- Andrew Gruber, Executive Director, (801) 824-0055

Fiscal Year 2025 Goals

1. Collaboratively advance the Wasatch Choice Vision as a framework for integrating transportation, land use, and economic development, to address growth-related opportunities and challenges, and maintain and enhance quality of life

- a. Support communities in their work to (i) update and enhance their general and station area plans; (ii) implement their envisioned Wasatch Choice Vision centers; (iii) integrate local and regional multimodal transportation, housing, land use, economic development, and open space; (iv) satisfy statutory requirements; (v) manage funding and other resource challenges; and (vi) consider community preferences and input.
- b. Provide high-quality regional and local data, tools, analysis, advice, and technical and financial resources.
- c. Facilitate collaboration among local governments, transportation agencies, and other public and private sector stakeholders.

2. Effectively administer ongoing plans and programs

- a. Begin development of the 2027-2050 Regional Transportation Plan (RTP) as the transportation element of the Wasatch Choice Vision, focusing on: (i) exploring aspirational opportunities for multimodal transportation choices for state and local roads, transit, and active transportation, balanced with pragmatic consideration of context and costs, and (ii) coordinating transportation with city and town centers, housing options, parks and public spaces, and economic opportunities.
- b. Develop the 2026-2031 Transportation Improvement Program (TIP), compiling prioritized road, transit, and active transportation projects (adopt summer 2025).
- c. Initiate coordination and development of the 2027-2050 Utah's Unified Transportation Plan.
- d. Continue the performance-based approach for WFRC plans and programs, including: (i) monitor and share progress towards the adopted Wasatch Choice Vision goals; (ii) advance the use of "access to opportunities," locally, regionally, and nationally, as a goal and measure for planning and programming; and (iii) promote inclusive engagement in transportation planning processes and equitable access to affordable and reliable transportation options.
- e. Provide funding and technical support to communities through WFRC programs including: Surface Transportation Program (STP), Congestion Mitigation and Air Quality Program (CMAQ), Carbon Reduction Program (CRP), Transportation Alternatives Program (TAP), Community Development Block Grant (CDBG), Local Administrative Advisor (LAA), Transportation and Land Use Connection Program (TLC), and Station Area Planning Technical Assistance (SAP).
- f. Promote economic opportunity, linked with transportation and land use planning, by implementing the 2023-28 Comprehensive Economic Development Strategy (CEDS).

MISSION STATEMENT

The Wasatch Front Regional Council builds consensus and enhances quality of life by developing and implementing visions and plans for a well-functioning multi-modal transportation system, livable communities, a strong economy, and a healthy environment.

ROLES

To accomplish our mission, the Wasatch Front Regional Council serves the following roles.



Convener

We facilitate collaboration with our communities and partners.



Technical Expert

We are trusted subject-matter experts.



Planner

We proactively plan for the future of our region.



Implementer

We put visions and plans into action.



3. Provide subject-matter expertise to federal, state, and local officials and policymakers

- a. Coordinate with local, regional, state, and federal government partners to compete for discretionary grant programs and effectively implement the Infrastructure Investment and Jobs Act (IIJA), prepare for the next transportation authorization act, and advance federal transportation policies and strategies.
- b. Engage in state and local policymaking activities that advance the Wasatch Choice Vision and Utah's Unified Transportation Plan.
- c. Evaluate infrastructure funding and financing strategies at the national, state, regional, and local levels.
- d. Communicate the needs and benefits of investment in Utah's multi-modal transportation system as reflected in Utah's Unified Transportation Plan.
- e. Collaborate with local governments and transportation agencies to implement the comprehensive transportation safety action plan.
- f. Enhance forecasting and modeling of travel demand and land use markets, including (i) incorporating updated information from the 2023 Household Travel Survey; and (ii) improving modeling of transportation mode choices and impact of urban form on travel behavior.
- g. Participate in regionally significant transportation and growth-related projects, studies and other activities.
- h. Improve air quality by assisting communities and partners in their efforts to reduce emissions through transportation choices, development patterns, and technological changes. Work with partners and other stakeholders to address ozone air quality conformity challenges.

4. Strive for organizational excellence

- a. Ensure accountability, transparency and communication to WFRC's members and stakeholders.
- b. Use resources prudently and efficiently. Maintain budget stability.
- c. Create and maintain a work environment that maximizes the health, happiness, and productivity of an excellent staff. Provide meaningful, constructive feedback through performance evaluations. Encourage priority professional development opportunities. Update employee compensation and performance evaluation practices as needed to ensure market competitiveness.
- d. Regularly review and ensure utilization of best practices and compliance with applicable laws and regulations.

.....

Wasatch Choice Regional Goals

.....



Access to economic and educational opportunities



Manageable and reliable traffic conditions



Quality transportation choices



Livable and healthy communities



Safe, user friendly streets



Clean air



Housing choices and affordable living expenses



Fiscally responsible communities and infrastructure



Ample parks, open spaces, and recreational opportunities



Sustainable environment, including water, agricultural, and other natural resources

Fiscal Year 20245 Goals

1. Collaboratively advance the Wasatch Choice Vision as a framework for integrating transportation, land use, and economic development, to **best** address growth-related opportunities and challenges, and maintain and enhance quality of life
 - a. Support **local** communities ~~to update in~~ their ~~plans for growth and development work to~~ (i) advance station area planning and certification update and enhance their general and station area plans; (ii) implement their envisioned Wasatch Choice Vision centers; (iii) integrate ~~their~~ local and regional multimodal transportation, housing, land use, economic development, and open space ~~plans~~; (iv) ~~leverage public assets for healthier communities~~ satisfy statutory requirements; (v) manage funding and other resource challenges; and (vi) consider community preferences and input.
 - b. Provide high-quality regional and local data, tools, analysis, advice, and technical and financial resources.
 - c. ~~Engage, inform and~~ Facilitate collaboration among local governments, transportation agencies, and other public and private sector stakeholders.
 - d. ~~Communicate the needs and benefits of investment in Utah's multi-modal transportation system as reflected in Utah's Unified Transportation Plan.~~
2. Effectively administer ongoing plans and programs
 - a. ~~Create a strategy for the four-year development of the next Wasatch Choice Vision and Regional Transportation Plan (RTP), with focuses that include (i) policy approaches to complement planned investments; (ii) innovative funding and financing strategies; (iii) multi-modal connectivity; (iv) regional trail network planning; and (v) addressing external forces. Begin development of the 2027-2050 Regional Transportation Plan (RTP) as the transportation element of the Wasatch Choice Vision, focusing on: (i) exploring aspirational opportunities for multimodal transportation choices for state and local roads, transit, and active transportation, balanced with pragmatic consideration of context and costs, and (ii) coordinating transportation with city and town centers, housing options, parks and public spaces, and economic opportunities.~~
 - b. Develop the 202~~56~~-203~~01~~ Transportation Improvement Program (TIP), compiling prioritized road, transit, and active transportation projects (adopt summer 20245).
 - c. ~~Continue~~ Initiate coordination and development of the 202~~37~~-2050 Utah's Unified Transportation Plan.
 - d. Continue the performance-based approach for WFRC plans and programs, including ~~to~~: (i) monitor and share progress towards the adopted Wasatch Choice Vision goals; (ii) advance the use of "access to opportunities," locally, regionally, and nationally, as a **goal and** measure for planning and programming; and (iii) promote inclusive engagement in transportation planning processes and equitable access to affordable and reliable transportation options.
 - e. Provide funding and technical support to communities through WFRC programs including: Surface Transportation Program (STP), Congestion Mitigation and Air Quality Program (CMAQ), Carbon Reduction Program (CRP), Transportation

Alternatives Program (TAP), Community Development Block Grant (CDBG), Local Administrative Advisor (LAA), Transportation and Land Use Connection Program (TLC), and Station Area Planning Technical Assistance (SAP).

- f. Link Promote economic opportunity, linked with transportation and land use planning, ~~pursue economic opportunities associated with the Wasatch Choice Vision, Utah's Coordinated Action Plan for Economic Vision 2030, and by implementing~~ the 2023-28 Regional Comprehensive Economic Development Strategy (CEDs).
3. Provide subject-matter expertise to federal, state, and local officials and policymakers
 - a. Coordinate with local, regional, state, and federal government partners to compete for discretionary grant programs and effectively implement ~~provisions of~~ the Infrastructure Investment and Jobs Act (IIJA), prepare for the next transportation authorization act, and advance federal transportation policies and strategies.
 - b. ~~Promote multi-modal transportation infrastructure investments and~~ Engage in state and local policymaking activities that advance the Wasatch Choice Vision and Utah's Unified Transportation Plan.
 - c. Evaluate infrastructure funding and financing strategies at the national, state, regional, and local levels.
 - d. Communicate the needs and benefits of investment in Utah's multi-modal transportation system as reflected in Utah's Unified Transportation Plan. Advance the alignment of transportation policy and investment with housing, economic development, air quality, and land use decisions.
 - e. Collaborate with local governments and transportation agencies to ~~develop and implement the~~ comprehensive transportation safety action plan ~~that will facilitate local government abilities to obtain and dedicate additional resources to safety improvements.~~
 - f. Enhance forecasting and modeling of travel ~~behavior demand~~ and land use markets, including (i) preparing for incorporating updated information from the 2023/24 Household Travel Survey; and (ii) improving modeling of transportation mode choices and impact of urban form on travel behavior.
 - g. Participate in regionally significant transportation and growth-related projects, studies and other activities ~~including but not limited to major development plans (Point of the Mountain, Northwest Quadrant / Inland Port, and Falcon Hill); regionally significant transit/land use analyses (Long Range Transit Plan; Frontrunner Forward, Future of LRT, and Mobility Hubs); multi-city active transportation plans; a variety of corridor studies linking roadways and land use, planning for housing choices and affordability; major roadway environmental work, such as the I-15 EIS – Farmington to Salt Lake City; planning for the Olympics; regionally significant water utilization planning; and the Guiding Our Growth statewide growth conversation.~~
 - h. Improve air quality by assisting communities, ~~households~~, and partners in their efforts to reduce emissions through transportation choices, development

patterns, and technological changes. Work with partners and other stakeholders to address ozone air quality conformity challenges.

4. Strive for organizational excellence
 - a. Ensure accountability, transparency and communication in policy making to WFRCS members and stakeholders.
 - b. Use resources prudently and efficiently. Maintain budget stability.
 - c. Create and maintain a work environment that maximizes the health, happiness, and productivity of an excellent staff. Provide meaningful, constructive feedback through performance evaluations. Encourage priority professional development opportunities. Update employee compensation and performance evaluation practices as needed to ensure market competitiveness.
 - d. Ensure Regularly review and ensure utilization of best practices and compliance with applicable laws and regulations and best practices.
 - e. ~~Maintain an appropriate balance between telecommuting and on-site office work.~~

DRAFT

Draft
Wasatch Front Regional Council FY 2025 Budget

Expenditure by Function/Line Item

Expenditure	June, 2023	May, 2023	October, 2023	YE estimate	March, 2024		
	FY 2023	FY2024	FY 2024	FY 2024	FY 2025		
	Actual	Initial Budget	Final Budget	Estimated	Proposed Budget		
Salaries/Employee Benefits	4,716,801	5,454,053	5,454,053	5,091,022	5,850,833	7%	1
Contractual	4,319,322	4,319,800	11,399,691	6,448,383	4,898,812	13%	2
Audit and Accounting	14,000	20,000	20,000	19,000	20,000	0%	
Dues	28,213	30,000	30,000	30,000	20,000	0%	3
Equipment Maintenance	60,166	65,000	65,000	32,000	37,800	-42%	4
Insurance	15,199	16,500	20,000	14,300	20,000	21%	5
Legal	41,243	20,000	20,000	0	20,000	0%	6
Printing and Publication	0	5,300	5,300	2,000	5,300	0%	7
Rent	447,930	468,667	468,667	468,667	480,530	3%	
Supplies/Software/Subscriptions	180,358	190,538	216,938	210,000	165,150	-13%	8
Telephone/Data	37,025	40,000	40,000	40,000	50,000	25%	9
Travel and Training	161,743	163,377	185,877	165,000	171,500	5%	10
Total Expenditures	10,022,000	10,793,235	17,925,526	12,520,372	11,749,925	9%	
Amounts expected to carry into next FY		33,644	406,892		41,113	22%	
TOTAL	10,022,000	10,826,880	18,332,418	12,520,372	11,791,038	9%	11

Expenditure by Program

Program	FY 2023	FY2024	FY 2024	FY 2024	FY 2025		
	Actual	Initial Budget	Final Budget	Estimated	Proposed Budget		
	Consolidated Transportation Planning Grant	5,020,393	5,767,437	5,767,437	5,069,010	6,220,827	8%
Transportation & Land Use Connection	2,130,996	2,435,721	6,136,081	3,088,227	2,484,778	2%	13
Household Travel Survey	1,243,460	0	496,631	496,631	0	0%	14
Economic Development	204,389	140,000	163,750	163,750	125,000	-11%	15
Statewide CEDS	45,258	0	54,742	54,742	0	0%	15
Local Government - Other	104,618	134,971	409,653	180,918	95,073	-30%	16
Model Development	135,198	147,550	137,500	137,500	150,000	2%	17
Joint Projects	280,770	0	469,067	469,067		0%	18
Legislative Consulting	146,000	146,000	146,000	146,000	156,000	7%	2
CDBG - Tooele	50,000	50,000	50,000	50,000	50,000	0%	29
Mobility Management	1,156	10,000	10,000	1,200	5,000	-50%	28
Tooele Valley RPO	11,045	10,000	18,869	14,000	10,000	0%	19
Morgan County RPO	5,078	10,000	8,327	8,327	9,000	-10%	19
Community Impact Board	2,000	2,000	2,000	2,000	2,000	0%	20
Davis County Local Option Assistance	20,000	10,000	10,000	10,000	10,000	0%	21
Station Area Planning	621,642	1,000,000	3,333,359	1,510,000	1,823,359	82%	22
Safe Streets for All	0	805,200	969,000	969,000	0	-100%	23
Local Administrative Advisor		158,000	150,000	150,000	150,000	-5%	24
Power District Transportation Study					500,000	100%	25
TOTAL EXPENDITURES	10,022,003	10,826,879	18,332,416	12,520,372	11,791,037	9%	11

Source of Funds						
	FY 2023	FY2024	FY 2024	FY 2024	FY 2025	
	Actual	Initial Budget	Final Budget	Estimated	Proposed Budget	
Federal Sources:						
Federal Highway Administration - PL	2,393,574	3,141,111	3,141,111	2,471,685	3,500,907	11% 26
Federal Highway Administration - STP	2,584,975	2,436,258	4,904,464	2,354,532	2,509,346	3% 27
Federal Highway Administration - SS4A	0	775,200	775,200	775,200	0	-100% 23
Federal Transit Administration	880,252	891,435	891,435	891,435	886,435	-1% 28
Dept. of Housing and Urban Development	50,000	50,000	50,000	50,000	50,000	0% 29
Economic Development Administration	147,452	70,000	136,617	136,617	62,500	-11% 15
Total Federal Sources	6,056,253	7,364,004	9,898,827	6,679,469	7,009,188	-4.82%
State Sources:						
Utah GOPB	290,000	290,000	290,000	290,000	290,000	0% 30
GOPB Local Administrative Advisor		158,000	150,000	150,000	150,000	-5% 24
Community Impact Board	2,000	2,000	2,000	2,000	2,000	0% 20
UDOT - TLC	425,512	315,000	605,803	605,803	315,000	0% 31
UDOT - Joint Projects	98,657	0	68,924	68,924	0	0% 18
UDOT - Model Development	97,311	107,712	100,000	100,000	100,000	-7% 17
UDOT - Safe Streets for All	0	30,000	30,000	30,000	0	-100% 23
UDOT - Household Travel Survey	285,903	0	114,188	114,188	0	0% 14
UDOT - Power District Transportation Study					500,000	100% 25
UT/GOEO - Station Area Planning	591,641	1,000,000	3,323,359	1,500,000	1,823,359	82% 22
Total State Sources	1,791,024	1,902,712	4,684,274	2,860,915	3,180,359	67%
Local Sources:						
Dedicated Project Funds	906,205	689,418	2,318,577	1,549,250	661,000	-4% 32
MAG - Joint Projects/Model Development	52,950	0	74,241	74,241	50,000	100% 17
UTA - TLC	240,804	300,000	404,120	404,120	300,000	0% 31
UTA - Joint Projects	114,644	0	363,401	363,401	0	0% 18
UTA - Transit Sales Tax	259,152	219,774	238,005	238,005	220,359	0% 33
Local Contribution	350,971	350,971	350,971	350,971	370,132	5% 34
Donation (Intermountain Healthcare)	250,000	0	0	0	0	0% 35
Total Local Sources	2,174,726	1,560,163	3,749,315	2,979,988	1,601,491	3%
TOTAL SOURCES	10,022,003	10,826,878	18,332,416	12,520,372	11,791,038	9% 11
Local Contributions						
	FY 2023	FY2024	FY 2024	FY 2024	FY 2025	
County	Actual	Initial Budget	Final Budget	Estimated	Proposed Budget	
Box Elder, 1 voting member	13,755	14,423	14,423	14,423	15,210	5.46% 34
Davis, 4 voting members	73,361	76,926	76,926	76,926	81,126	5.46% 34
Morgan, 1 voting member	13,755	14,423	14,423	14,423	15,210	5.46% 34
Salt Lake, 8 voting members	146,719	153,850	153,850	153,850	162,250	5.46% 34
Tooele, 1 voting member	13,755	14,423	14,423	14,423	15,210	5.46% 34
Weber, 4 voting members	73,361	76,926	76,926	76,926	81,126	5.46% 34
TOTAL	334,706	350,971	350,971	350,971	370,132	5.46% 34

FY25 Budget Footnotes

1. The FY25 budget for salaries/benefits assumes: 1) full staffing for the existing 32 positions; 2) a 7% overall increase that functions as a cap for salary and employee benefit cost adjustments, including group health insurance. In FY24 actual salary and benefits expenditures are estimated to be lower than budgeted due to staff vacancies that were filled later in the fiscal year than anticipated.
2. FY25 Contractual line includes the following anticipated activities and studies which support the WFRC planning and technical work (this list is preliminary and subject to refinement):
 - a. \$50,000 – External Forces and Policies
 - b. \$85,000 – Beehive Bikeways
 - c. \$40,000 – Utah’s Unified Transportation Plan Financial Model
 - d. \$25,000 – Community Outreach for the RTP
 - e. \$75,000 – Regional Freight Study Phase II
 - f. \$150,000 – Long and Short Range Planning studies
 - g. \$20,000 – GIS technical work
 - h. \$75,000 – Communications and public outreach
 - i. \$25,000 – WFRC Website redesign
 - j. \$156,000 – State and federal legislative consulting
 - k. \$500,000 – Power District Transportation Study
 - l. \$1,646,953 – Transportation and Land Use Connection program
 - m. \$1,823,359 – Station Area Planning (SAP)

The contractual line at WFRC varies significantly in different phases of the budgeting process. The initial budget accounts for new projects anticipated in the coming fiscal year, and the October budget amendment (reflected here in the FY24 final budget) expands to include any projects initiated before the fiscal year and still in progress. For FY24, the budget included significant funds in TLC program and joint projects carry forward, as well as large new projects such as the Household Travel Survey (footnote 14), Station Area Planning (footnote 22), and Safe Streets for All (footnote 23). Significant expenses that were new for FY24 (as shown in the increase between FY23 actuals and the FY24 estimates) included the SAP and Household Travel Survey. For FY25, there is one new project, the Power District Transportation Study (footnote 25). Some budgeted expenditures from FY24 will carry forward into FY25 and will be included in the October 2024 budget amendment. This is typical for this organization.

3. Dues are for WFRC memberships to various professional organizations such as National Association of Regional Councils and Association of Metropolitan Planning Organizations as well as individual professional memberships for WFRC staff.
4. Beginning in FY24, Equipment Maintenance costs have been reduced with a new support contract for technology support services.

5. WFRC holds insurance through ULGT and the FY25 estimate is not available yet, so the working budget number matches the amended FY24 budget.
6. WFRC budgets an amount each year for contingent legal expenses.
7. Printing and Publications covers the printing of project reports and brochures, which are needed on a limited basis for distribution at meetings and conferences.
8. Supplies, Software and Subscriptions include accounting and GIS software, office supplies, subscriptions to professional publications, and other project materials.
9. Telephone/Data budget has increased to reflect a rise in the cost of hybrid and virtual meeting licenses.
10. Travel and Training budgets reflect estimates based on FY24 anticipated actuals, and support WFRC staff attending and presenting at professional development conferences.
11. The overall initial WFRC budget shows an increase from the FY24 initial budget. This is largely due to anticipated employee compensation and benefit adjustments (footnote 1) as well as the completion of the Household Travel Survey (footnote 14) and the Safe Streets for All Safety Action Plan (footnote 23), continued work on Station Area Planning (footnote 22) and the addition of the Power District Transportation Study (footnote 25). The large decrease from the amended FY24 budget to initial FY25 budget is due to the fact that the initial budget primarily reflects anticipated new projects or baseline ongoing efforts, it does not yet reflect projects that carry forward from FY24 to FY25. The FY24 amended budget reflected here includes all projects that were budgeted in the previous fiscal year FY23 and carried forward to FY24; a similar amendment in October 2024 will be proposed to reflect ongoing projects carried forward from FY24 to FY25.
12. The Consolidated Transportation Planning Grant budget is based on the FY25 Unified Planning Work Program and includes new and multi-year projects (see footnote 2 for a list), as well as annual employee compensation and benefit adjustments (footnote 1).
13. The Transportation and Land Use Connection (TLC) program budget reflects the multi-year nature of most of the TLC projects. The FY24 final budget of \$6.1M includes projects carried forward from FY23 and new program funds in FY24. All funds through FY24 have been awarded to ongoing multi-year projects. Anticipated expenditures for FY24 are \$3M, including work on projects that have been in process for a few years. The current FY25 budgeted figure of \$2.5M represents the annual contributions to the program plus anticipated local match. These funds are awarded to new projects in March 2024, and an amendment to the FY25 budget will be made in October 2024 after the close out of FY24 to reflect all ongoing projects that are expected to be completed in FY25 and beyond.
14. The Household Travel Survey, a joint project between WFRC and many partners including UDOT and several AOGs, concluded at the end of FY24.

15. WFRC has received a three year Planning Partnership grant from the Economic Development Administration (EDA) to support the Wasatch Front Regional Economic Development District (WFEDD) from April 2023 to March 2026. A substantial part of this grant was a consulting contract for the five-year CEDS which was not initiated until FY24, and is reflected in the FY24 actual expenses. Also included in FY24 are the final expenses relating to a grant from the EDA administered by the Governor's Office of Planning and Budget for Statewide CEDS planning efforts. The FY25 proposed budget represents current budgeted expenditures for the WFEDD planning efforts. The Statewide CEDS grant ended in FY24, so there are no budgeted expenses for that program.
16. Local Government - Other WFRC uses local funds to provide the required matching funds in several programs, including the CPG and WFEDD, and to support projects and expenses that do not qualify for other funding. For example, WFRC may use these funds for planning projects in non-urbanized areas that do not qualify for the federal planning dollars allocated to WFRC as an MPO. In FY25, the estimated amount of local funds available for these efforts decreased slightly because of additional matching funds used in FY24 for the Safe Streets for All program.
17. WFRC partners with UDOT and Mountainland Association of Governments (MAG) for costs associated with Model Development, supporting both staff and limited outside consulting services. The annual MAG contribution to this effort is now reflected in the initial FY25 budget, where in previous years it was recorded in "Dedicated Project Funds" (footnote 32).
18. Joint projects are those projects WFRC engages in that include support from UDOT, UTA and Mountainland Association of Governments (MAG). Specific new projects are not yet known for FY25; the budget will be amended for any projects that arise in FY25.
19. WFRC staff provide administrative and technical support to Tooele Valley and Morgan County Rural Planning Organizations as they develop and implement transportation plans.
20. WFRC staff review applications and assist communities seeking support from the Community Impact Board.
21. WFRC staff annually assists Davis County in processing funding applications to utilize transportation sales tax revenue.
22. Station Area Planning funds, provided in June 2022 pursuant to HB462 through the Governor's Office of Economic Opportunity, are shared between MAG and WFRC to provide planning assistance to local communities as they develop the required Station Area Plans and update their general plans and zoning. A total of \$5M was allocated beginning in FY23 to support communities in developing plans for the 88 station areas in Utah; MAG and WFRC are collaborating to use this funding to bring all stations into compliance. After estimating awards totaling \$1.5M in FY24, the remaining funds

(\$1.8M) are now budgeted in FY25. This budget line will be amended in October 2024, to reflect actual awards in FY24 and include all remaining funds.

23. The Safe Streets for All federal grant was awarded in January 2023, a total of \$969,000 made up of federal, state and local funding. The project will conclude in FY24.
24. Beginning in FY24, the Governor's Office of Planning and Budget provided \$150,000 to each Association of Governments (AOG) in Utah to fund a Local Administrative Advisor. This new state-funded program provides administrative support to small cities, towns and communities without administrative staff. WFRC currently has 16 communities without this administrative staff.
25. In the 2024 Legislative Session, funds were appropriated for the Utah Department of Transportation to grant directly to WFRC for the Power District Transportation Study - this study will evaluate the transportation opportunities and constraints and develop a plan for improving local access and enhancing multi-modal connectivity throughout the District and nearby area to accommodate potential growth. This study will be conducted collaboratively by WFRC, UDOT, UTA, and Salt Lake City, with the engagement of private sector stakeholders.
26. The increase in Federal Highway Administration PL funds from FY23 actual to FY24 budget included costs for consulting contracts that were not completed by the end of FY23 and were carried forward to the FY24 budget. The estimated FY24 expenditures are lower than anticipated due to staffing vacancies that were filled later in the year than expected and consulting contracts that are not expected to be completed by the end of FY24 and will carry forward into the next fiscal year. The FY25 proposed budget of \$6.2M reflects employee compensation and benefit adjustments and new and ongoing projects (footnote 12).
27. Consistent with the regular practice of the WFRC Council, the FY25 budget continues to include a modest portion of the STP funding to support our overall planning work (3.7% of the total STP amount), and to support the TLC Program (3.6% of the total STP amount). The FY24 estimated to be spent reflects some TLC projects that are not expected to be completed by the end of FY24 and will carry forward into FY25 (footnote 13). The Council typically amends its budget in October of each year when the final accounting is completed to include those contracts in process. This is a reflection of the multi-year nature of many of WFRC's projects.
28. Federal Transit Administration funding includes \$881,435 in funds for the Consolidated Planning Grant (CPG) program and \$5,000 for Mobility Management through UTA. This is the current estimate, and may be adjusted in the October amendment.
29. WFRC receives \$50,000 each year from the Dept of Housing and Urban Development to assist small cities to apply for Community Development Block Grant (CDBG) funds.
30. The Governor's Office of Planning and Budget has provided \$140,000 each year as a match to the CPG program, to support WFRC's planning work. An additional \$150,000 of

ongoing funding was approved during the 2022 Utah State Legislative Session to support technical planning assistance for local communities.

31. Utah Department of Transportation (UDOT) and Utah Transit Authority (UTA) provide ongoing funding for the TLC program, at annual rates that are agreed upon by multi-year agreements (\$315,000 from UDOT and \$300,000 from UTA through FY25). The amended budget reflects dedicated UDOT/UTA funds for ongoing TLC projects that did not complete before the end of the prior fiscal year and were carried forward. An adjustment will be made in October 2024 to reflect these ongoing projects.
32. FY25 Dedicated Project Funds include:
 - a. \$10,000 – Local funds for Tooele Valley RPO
 - b. \$9,000 – Local funds for Morgan RPO
 - c. \$300,000 – Salt Lake County for TLC program
 - d. \$332,000 – Local match for TLC awarded projects
 - e. \$10,000 – Davis County local option sales tax assistance

In October, this budget line will be amended to include carry forward funds for dedicated projects that are ongoing including local matching funds for the TLC program and joint projects. Model development funds from MAG have moved from this line to footnote 17.

33. Transit Sales Tax funds from UTA are used to match the Federal Transit Administration Section 5303 fund and to fund specific activities to support transit planning and implementation efforts.
34. Consistent with the approach established by the Council during the FY18 budget process, the FY25 budget includes a 5.46% increase in local contributions. This increase represents a three-year average of the change in Consumer Price Index as measured from July 2020 through June 2023.
35. Intermountain Healthcare provided a donation of \$500,000 in two annual installments of \$250,000 in FY22 and FY23 for community development activities including (but not limited to) public assets development, local technical assistance and social determinants of health. The funds have been allocated to ongoing projects in the Transportation and Land Use Connection program, where any remaining funds are now reflected.

SUMMARY OF
DRAFT FY 2025 UNIFIED PLANNING WORK PROGRAM
Ogden-Layton and Salt Lake Urbanized Areas

A. ADMINISTRATION AND COORDINATION

A.1 WASATCH FRONT REGIONAL COUNCIL

OBJECTIVES:

To provide work program and personnel management, interagency coordination, and financial management and control.

To provide administrative support.

ANTICIPATED PRODUCTS:

- Self-certification of the Transportation Planning Process
- Regular meetings of the Wasatch Front Regional Council (WFRC) and its advisory committees and documentation of those meetings
- Coordination with partner agencies, including Mountainland Association of Governments, Utah Transit Authority (UTA), Utah Department of Transportation (UDOT), State Division of Air Quality (DAQ), other MPOs, Utah League of Cities and Towns, Utah Association of Counties, Chambers of Commerce, Envision Utah, Governor's Office of Planning and Budget, and others
- Monthly Financial Reports
- Annual Audit
- End of year Unified Planning Work Program (UPWP) completion report, and Activities and Accomplishments report
- Fiscal Year (FY) 2025 UPWP and budget amendments
- FY 2026 Goals, Unified Planning Work Program and budget

A.2 UTAH DEPARTMENT OF TRANSPORTATION

OBJECTIVE:

To coordinate with the Federal Highway Administration (FHWA), the Federal Transit Administration (FTA), DAQ, UTA, and WFRC in managing the Salt Lake and Ogden-Layton Area transportation planning process.

ANTICIPATED PRODUCTS:

- Review of the Regional Transportation Plan (RTP) and the Transportation Improvement Program (TIP)
- Monitoring of WFRC's expenditures of Planning (PL), Surface Transportation Program (STP) and FTA Section 5303 funds

- Participation in WFRC's Trans Com, Regional Growth, and Active Transportation Committees and their supporting sub-committees
- Coordination in finalizing the 2023-2050 Unified Transportation Plan
- Assistance in developing the FY 2026 UPWP
- Coordination of CMAQ Performance Plans with WFRC
- Coordination with the Transportation and Land Use Connection Program
- Participation in special studies in the region
- Collaboration in the Statewide Household Travel Survey and implementation
- Implementation of corridor plans that include local communities' transportation solutions
- Collaboration on the Capacity Project Prioritization Process and implementation
- Implementation of state legislative directives

A.3 UTAH TRANSIT AUTHORITY

OBJECTIVE:

To coordinate transit planning with the Wasatch Front Regional Council, UDOT, cities, counties, FTA, FHWA, DAQ and other stakeholders throughout the Utah Transit Authority service area.

ANTICIPATED PRODUCTS:

- Annual Grants Status Report
- Interlocal Cooperative Agreements
- Grant Applications
- Grants Management Committee Recommendations
- FTA 5310 Program Management Plan
- Documentation for Audits
- FTA Annual Certifications and Assurances
- Title VI Report
- Project Concept Reports for CMAQ, CRP, STP and TAP
- Dissemination of Grant Opportunities Information
- Collection and Distribution of Grants Financial Information
- Participation in Technical and Other Planning Meetings
- National Transit Database (NTD) Data Collection and Reports

B. TRANSIT PLANNING

B.1 UTA TRANSIT PLANNING

OBJECTIVES:

To provide effective transit services within available resources.

To actively participate in transportation studies, community developments and master plan efforts to incorporate transit elements.

To improve multi-modal transportation options for the region in cooperation with WFRC, UDOT, and other stakeholders.

To promote and implement technology that will enhance transit service.

To plan and implement safety and security measures to increase comfort levels of current and future customers.

To work with key agencies for more effective use of transportation resources that will serve persons with disabilities and other transportation disadvantaged persons in the service area.

To promote ridesharing, telecommuting, flextime, bicycling, walking and discount programs to encourage more efficient use of the transportation system.

To encourage and work with stakeholders on transit-oriented developments and more transit-supportive land use.

ANTICIPATED PRODUCTS:

- Five-Year Service Plan
- Service Implementation
- Microtransit Pilot Program Evaluations
- Service Design and Operations Planning Guidelines
- Bus Stop Implementation
- Route Restoration and Equity Index
- Wayfinding Signage and Bus Stop Improvement Program
- Mobile Trip Planning
- On-Board Survey
- TechLink TRAX Study
- Transit Oriented Development (TOD)/Station Area Planning
- Emergency Preparedness Planning
- Rideshare Program Planning
- Special Services/American Disability Act (ADA) Planning
- Regional Air Quality Initiatives
- Transit Asset Management Plan
- Environmental Sustainability
- Travel Demand Modeling

- SRD Grant for Suicide Prevention

B.2 MOBILITY MANAGEMENT

OBJECTIVES:

To identify opportunities for and increase coordination of transportation services for transportation disadvantaged populations in order to increase efficiency and equity.

To actively engage in outreach to persons who are at a transportation disadvantage including seniors, individuals with disabilities, persons with low income, and veterans, and to those agencies that perform work on their behalf.

To increase coordination between human service transportation providers through technology and policy initiatives in order to maximize the transportation options available to transportation disadvantaged populations.

ANTICIPATED PRODUCTS:

- Sustainable and Local Coordinated Councils (LCCs) in Davis, Salt Lake, Tooele, Utah, and Weber counties to improve outreach and provide guidance on implementing local projects and partnerships
- Integration of the updated Local Coordinated Human Services Transportation Plans for Davis, Salt Lake, Tooele, Utah, and Weber counties into the Regional Transportation Plans
- Coordination with Bear River Association of Governments mobility management in Box Elder County
- Ongoing outreach to underrepresented populations
- FTA 5310 Funding Administration grant award cycle
- Electronic voucher (eVoucher) program fully redeveloped and testing of software complete
- 5310 Grant Subrecipient site visits were completed and are ongoing
- Collaborative work with UDOT through the Utah Urban & Rural Specialized Transit Association (URSTA)
- UTA Referral Call-in Line

C. LONG RANGE PLANNING

C.1 REGIONAL TRANSPORTATION PLAN

OBJECTIVES:

To continue to cooperate and coordinate with Utah's three other Metropolitan Planning Organizations (MPOs), Federal Highway Administration (FHWA), Federal Transit Administration (FTA), Utah Department of Transportation (UDOT), Utah Transit Authority (UTA), local governments, and other interested agencies and stakeholders for amendments to the WFRC Regional Transportation Plan: 2023-2050 (2023-2050 RTP), updates to the Wasatch Choice Vision, development of the WFRC Regional Transportation Plan: 2027-2050 (2027-2050 RTP), and initial development of the Utah's Unified Transportation Plan: 2027-2050.

To review, discuss, and incorporate all existing and new federal requirements found in national surface transportation authorization legislation, including the Infrastructure Investment and Jobs Act (IIJA).

To further communication and next steps to implement the Wasatch Choice Vision.

To continue to develop and refine WFRC's regional transportation planning process to ensure that the Wasatch Choice Vision is incorporated into the overall 2027-2050 RTP process with local communities, transportation partners, stakeholders, and the public.

To increase active transportation emphasis in the 2027-2050 RTP through improved cost and revenue estimation, funding identification, facility identification, including sidewalks, and critical corridors that will increase the number of trips taken by biking or walking.

To increase access to transit services by people walking or biking through transportation-partner-coordinated identification and funding of priority first-/last-mile infrastructure projects.

To continue to refine RTP performance measures, to evaluate individual and system-level improvements throughout the 2027-2050 RTP development process, to set appropriate performance measure targets, and monitor progress towards the Wasatch Choice Vision.

To develop shared approaches to address local and regional disruptive technologies and external uncertainties, including climate change and resiliency.

To identify and understand policies that affect the transportation system from land use, economic development, travel demand, equity, environmental, and financial perspectives.

To increase and coordinate efforts in planning related to safety for all road users with the most relevant and up to date data and tools, especially as it relates to vulnerable road users such as pedestrians and cyclists.

To coordinate and increase emphasis with transportation partners and key stakeholders for statewide, regional, and local freight issues.

To plan for transportation while understanding the effects of and impacts upon land use, regional development patterns, economic development, and historically underserved and underrepresented communities.

To be responsive to local community and transportation partner requests for amendments to the 2023-2050 RTP.

ANTICIPATED PRODUCTS:

- Initial development of the 2027-2050 RTP, including enhanced consideration of the following:
 - Innovative funding and financing strategies
 - Multi-modal project evaluation
 - External forces and policies (e.g. connected and autonomous vehicles, telecommuting, road usage charge, micro mobility, etc.)
 - Policy approaches to complement planned investments
 - Equity and impacts to underserved and underrepresented communities
 - Planning and environmental linkages, including risk and resiliency
 - Safety data and tools
 - Regional and local freight focus
- Initial development of Utah's Unified Transportation Plan: 2027-2050, coordinated among Utah's four MPOs, FHWA, FTA, UDOT, UTA, and other interested agencies
- Amendments to the 2023-2050 RTP

C.2 GROWTH PLANNING

OBJECTIVES:

To identify, evaluate, and address issues and concerns associated with growth throughout the Wasatch Front Region.

To encourage greater cooperation and coordination among municipalities, townships, and counties.

To increase understanding of how transportation affects land use and vice versa.

To improve integration between transportation, land use and economic development planning / implementation efforts in relation to the WFRC transportation planning / programming process.

To establish a vision of what implementing organizations want to achieve for both transportation and land use over the planning horizon.

To continue to promote awareness of regional and long-term issues and solutions related to the WFRC adopted Regional Goals and the Wasatch Choice Vision.

To identify actions in addition to - and that optimize - transportation capacity improvements.

To identify priority transportation corridors for which corridor preservation activities are needed, participate in UDOT's (Revolving Loan Fund) Corridor Preservation Advisory Council and Local Corridor Preservation Fund processes, and assist local governments with corridor preservation tools and implementation of corridor preservation measures.

To improve the resiliency of the region's economic, environmental and social systems by addressing external forces and uncertainties.

To utilize a performance-based approach to planning, including using performance measures to inform interim decisions.

ANTICIPATED PRODUCTS:

- Refinement of the Wasatch Choice Vision integrated transportation, land use, and economic opportunity regional blueprint.
- Incorporation of community and economic development considerations into the region's *transportation* planning and programming processes.
- Incorporation of transportation and community development considerations into the region's *economic development* planning.
- Incorporation of regional transportation considerations into the region's *community development* planning processes.
- Assistance to local governments in their coordinated planning efforts, including preservation of transportation corridors.
- Identification of local and regional strategies to improve resiliency of outcomes in the face of disruptive technologies, uncertain market dynamics, and environmental uncertainties.
- Incorporation of parks, public spaces, and critical lands considerations into the Wasatch Choice Vision and the 2027–2050 Regional Transportation Plan.

C.3 LOCAL GOVERNMENT PLANNING SUPPORT

OBJECTIVES:

To provide support to cities, counties, and other planning agencies as they consider incorporating the Regional Growth Principles and the Wasatch Choice Vision into their plans.

To support local planning efforts that shape development encouraging alternative modes of transportation, producing less travel demand, and furthering the Wasatch Choice Vision Growth Principles.

To support utilization of Wasatch Choice Vision implementation planning tools for local governments, other planning agencies, and the development community by which they can improve growth planning.

To provide assistance to local governments in the area of planning through WFRC programs such as the Transportation and Land Use Connection (TLC) and Station Area Planning (SAP).

ANTICIPATED PRODUCTS:

- The TLC program administration and technical assistance
- SAP technical assistance and certification
- Update to the inventory of community general plans
- Planning assistance and coordination, generally

D. SHORT RANGE PLANNING AND PROGRAMMING

D.1 TRANSPORTATION MANAGEMENT SYSTEMS

OBJECTIVES:

To develop, maintain and improve a congestion management process for the Salt Lake and Ogden-Layton Urbanized Areas that is integrated with the urban transportation planning process.

To continue partnerships with UDOT, UTA, cities and counties regarding expansion of both transportation demand management and transportation system management programs including Intelligent Transportation Systems (ITS) technologies.

To incorporate safety into the urban transportation planning process through emphasis at all levels of planning and programming.

ANTICIPATED PRODUCTS:

- A Congestion Management Process (CMP)
- Promotion of Transportation Demand Management (TDM) and Transportation System Management (TSM) strategies
- Incorporation of Congestion Management in the RTP and TIP
- Incorporation of UDOT's Pavement and Bridge Management System results in the Transportation Improvement Program (TIP)
- Incorporation of Safety Improvements in the RTP and TIP

D.2 PLAN REFINEMENT AND SPECIAL STUDIES

OBJECTIVES:

To analyze and recommend long-term policies and short to medium range actions for implementation of the Regional Transportation Plan.

To conduct special studies of highway and transit systems as they relate to the Regional Transportation Plan and UTA, UDOT or local plans and projects.

To develop complete street standards and tools so that future road projects more fully consider non-auto modes and plans in their design.

ANTICIPATED PRODUCTS:

- Active Transportation To Transit Plan (AT3P)
- Transit Oriented Development (TOD) Implementation
- Transit Signal Priority (TSP) Implementation
- Bus Speed and Reliability Program
- Fare Collection Technology Study
- Paratransit Forward Study

- Northern Utah County Pt of Mtn Freeway Study
- I-15 Farmington to Ogden
- West Weber Corridor
- Power District Transportation Study
- Transit Parking Strategy Guidebook
- Joint Projects Studies
- Other Planning Studies

D.3 TRANSPORTATION IMPROVEMENT PROGRAM

OBJECTIVES:

To develop a financially constrained Transportation Improvement Program (TIP) that covers a broad range of transportation improvements and conforms with the State Implementation Plan for air quality (SIP).

To prepare and maintain the urban Surface Transportation Program, the Congestion Mitigation Air Quality Program, the Transportation Alternatives Program, and the Carbon Reduction Program for the Salt Lake/ West Valley and the Ogden - Layton Urbanized Areas.

ANTICIPATED PRODUCTS:

- An evaluation process that will help coordinate the implementation of the Regional Transportation Plan (RTP) for highways, transit, and active transportation, meet the short-range needs of the area, and provide for the maintenance of the existing transportation system
- Surface Transportation Program (STP), Congestion Mitigation/ Air Quality (CMAQ) program, Transportation Alternatives Program (TAP), and Carbon Reduction Program (CRP)
- A six-year Transportation Improvement Program containing highway, transit, and other modal projects programmed for the region
- Support for project implementation and completion
- Listings of obligations of federal highway and transit funds for fiscal year 2024

E. PROJECT COORDINATION AND SUPPORT

E.1 UDOT ENVIRONMENTAL STUDIES

OBJECTIVES:

To accomplish environmental analysis requirements for federal approval of regional highway facilities.

To provide technical support to environmental studies and ensure that planning work is considered in them. WFRC will also provide general support to these projects through other elements of the UPWP.

ANTICIPATED PRODUCTS:

- US-89/I-84 Interchange Environmental Study
- I-84/Mountain Green Interchange Environmental Study
- Point of the Mountain Transit
- Other Environmental Studies

E.2 UTA ENVIRONMENTAL STUDIES

OBJECTIVES:

To accomplish environmental analysis requirements for federal approval of regional transit facilities.

To provide technical support to environmental studies and ensure that planning work is considered in them. WFRC will also provide general support to these projects through other elements of the UPWP.

ANTICIPATED PRODUCTS:

- Davis - SLC Community Connector
- S-Line Extension
- 5600 West Westside Express
- Other Environmental Studies

F. TRAVEL DEMAND AND SOCIOECONOMIC FORECASTING

OBJECTIVES:

To develop and maintain the Wasatch Front Travel Demand Model (WF TDM) and Real Estate Market Model (REMM), along with their associated input data, to best support regional planning analysis and decision-making.

To support internal and external application of the WF TDM and REMM models for RTP-related analyses and reporting, project-level studies and other scenario evaluations throughout the region, including providing training opportunities to transportation agency staff and private sector consultants.

To increase the quality, consistency, transparency, and ease of use of model-related tools and their associated inputs and results.

To increase coordination and team building across the Wasatch Front and broader Utah TDM user community.

To implement best practices in model development and application given available resources.

ANTICIPATED PRODUCTS:

- Continued stakeholder engagement in modeling decisions through the existing Interagency Model Policy Committee and Interagency Model Technical Committee
- Maintenance of the official travel volume forecasts that factor in the phased, fiscally constrained projects in the adopted 2023 RTP and the associated socioeconomic forecasts
- Finalized enhancements for version 9.1 of WF TDM, specifically integrating the new visualization and comparison web application and updating calibration to observed road and transit conditions.
- Expanded web-based TDM documentation for v9.x, including model overview documentation.
- Continued work on version 10.0 of the WF TDM which is expected to include calibration to the 2023 Household Travel Survey, improvements to the model's sensitivity to the built environment, freight model updates, reconsideration of external trips and non-home-based work trips, and updates to distribution and mode choice logic.
- Continued exploration and implementation of peer review panel recommendations (January 2021) including initial exploration, with transportation agency partners for an activity-based model
- Continued collaboration with UDOT, UTA and MPO partners to explore emerging commercial "big data" origin/destination datasets in support of WF TDM calibration and validation
- Continued implementation of peer review panel recommendations (August 2019) for enhancements to REMM 1.1 model structure, input data, visualization of results, model transparency, and collaboration with other MPO's

- Utilization of REMM to complete a 2023 base year and preliminary 2027-2050 socioeconomic forecast for use in mid-cycle RTP analysis and to support the gathering of stakeholder feedback on the preliminary socioeconomic forecast early in FY26
- Maintenance of updated REMM policy layers that reflect the most-current city general plans and 'in-the-pipeline' development proposals/projects
- A new county-level REMM submodel for the Brigham City, Perry, and Willard area of Box Elder County REMM
- Continued development of automated desktop and web-accessible tools to translate output of the TDM and REMM models into formats that better support map-based and other visual assessments, calculation of performance measures/trends, and the general use of these information resources
- Maintenance and enhancement of REMM input data processes in support of more efficient preparation of this information and to enhance the utility of this information for other regional analyses
- Incremental improvements to the REMM model structure and coefficients
- Technical support for WF TDM, REMM, and other model application and various transportation projects

G. TECHNICAL SUPPORT AND SERVICES

G.1 AIR QUALITY ANALYSIS AND COORDINATION

OBJECTIVES:

To coordinate transportation plans at the system and project level with the goals, policies, and specific actions of the State Implementation Plan (SIP) for air quality.

To identify and help implement strategies for improving air quality in the region.

ANTICIPATED PRODUCTS:

- Conformity determinations for the TIP, RTP, and any amendments
- Technical support for air quality analysis and SIP development
- Regular meetings of the Interagency Consultation Team
- Air quality performance measures and reporting
- CMAQ Performance Plan and Targets

G.2 SOCIOECONOMIC AND TRANSPORTATION DATA

OBJECTIVES:

To develop, verify and maintain socioeconomic estimate and forecast data at county, place, and Traffic Analysis Zone (TAZ) levels.

To collect detailed input data for the development and enhancement of the regional travel and land use models.

To maintain various other databases that support the Regional Travel Demand Model, the regional Real Estate Market Model (REMM), and studies/plans prepared by WFRC and others, including, but not limited to, existing and historical socioeconomic and transportation data.

To perform analysis to assist regional planning efforts, such as the Wasatch Choice Vision, the Regional Transportation Plan, and the Transportation Improvement Program.

To coordinate with the US Census Bureau in support the decennial and American Community Survey data products that are accessible and utilized within this region.

To collect, process, and analyze highway, transit, and active transportation data.

ANTICIPATED PRODUCTS:

- Continued availability of official Traffic Analysis Zone (TAZ) and city-scale socioeconomic projections – as GIS-ready datasets and interactive web maps that support long range planning in transportation and other fields
- Analysis of socioeconomic data and forecasts

- Input to short-range programming, long-range planning, and air quality analyses
- Periodic updates to REMM land use model base year data sets
- Trip speed data and analysis
- Traffic volume data, including but not limited to, annual observed statistics, forecasted projections, and adjusted counts from permanent recorders, coverage stations and professional judgement/quality control
- Transit ridership, park and ride lot usage, and other transit data

G.3 GIS AND DATA MANAGEMENT

OBJECTIVES:

To serve partners and the region through collecting, using, and presenting geospatial data and information in transportation, land use, and economic development planning contexts.

To maintain a reliable, up-to-date inventory of authoritative spatial datasets, reducing internal and external data redundancy.

To promote visualization of regional map-based information using interactive web map applications.

To respond to community needs by delivering timely information resources related to equity, housing, and access to opportunities.

To empower Geographic Information System (GIS) users to more easily retrieve data and create maps for analysis and decision-making support.

ANTICIPATED PRODUCTS:

- Geospatial datasets, spatial analysis, and interactive maps in support of the Wasatch Choice Vision, Regional Transportation Plan (RTP), Transportation Improvement Program (TIP), and Transportation and Land Use Connection (TLC) program goals and activities. Updated GIS map layers and interactive web maps depicting mobility, access to opportunities, and other key regional performance metrics from the Wasatch Front travel demand model (WF TDM) and Real Estate Market Model (REMM) land use model.
- Up-to-date GIS input datasets for the WF TDM and REMM models, including continued updates to base year parcels, housing and employment information, and local land use policy and plans, and to the processes designed to support keeping these input datasets current.
- Geospatial datasets, spatial analysis, and maps in support of relevant community issues and needs, such as housing and equity, including continuation of WFRC's Map of the Month for WFRC's newsletter series.
- Authoritative geospatial datasets that are appropriately accessible to both internal and external users in a variety of data formats including streaming web connections.
- A WFRC GIS database organizational and operational plan that will streamline the collection, processing, storage, and dissemination of GIS data.

- A comprehensive update of the existing and planned additions to the on- and off-street bicycle network, working from the most recent aerial photography and local active transportation plans.
- Updated map-based, online public commenting sites for transportation project plans
- Integrated process and database for storing transportation project information that supports modeling, planning, tracking, and communication needs across WFRC.
- An Equity focus areas (EFAs) interactive map explaining and depicting WFRC's updated, EFA geographic zones.
- Updated existing conditions interactive map for the region (and retirement of the current version).
- Technical documentation/metadata for authoritative geospatial datasets.

G.4 TECHNICAL SUPPORT TO LOCAL GOVERNMENTS

OBJECTIVES:

To provide assistance to state and local agencies, as well as the public in developing projects, plans, and programs which are part of or relate to the transportation system.

ANTICIPATED PRODUCTS:

- Assistance and information to local governments and others

G.5 TOOELE VALLEY RURAL PLANNING ORGANIZATION

OBJECTIVES:

To work with local governments, UDOT and UTA to provide a structured transportation planning process for Tooele Valley.

To update the Tooele Valley Regional Long Range Transportation Plan and advance transportation priorities for Tooele Valley.

To provide a public involvement process.

ANTICIPATED PRODUCTS:

- Refinements to the Tooele Valley Regional Long Range Transportation Plan
- Updated priorities for consideration in the Statewide Transportation Improvement Program
- A public involvement process

G.6 MORGAN COUNTY RURAL PLANNING ORGANIZATION

OBJECTIVES:

To work with local governments and UDOT to provide a structured transportation planning process for Morgan County.

To develop a Morgan County Long-Range Transportation Plan and advance transportation priorities for Morgan County.

To provide a public involvement process.

ANTICIPATED PRODUCTS:

- Updates to the 2019 Morgan County-Ogden Valley Long-Range Transportation Plan
- Updated priorities for consideration in the STIP
- A public involvement process

H. PUBLIC INVOLVEMENT

OBJECTIVES:

To provide early, on-going, and two-way communication with special interest groups, elected and appointed government officials, other government agencies, and the general public regarding Wasatch Front Regional Council (WFRC) projects, plans, studies, and processes.

To provide forums in which this communication takes place, public events, written communication, email campaigns, website pages, social media posts, news media, online interactive maps and/or visualization tools, and other methods are leveraged. To be performed in coordination with the Utah Department of Transportation (UDOT), Mountainland Association of Governments (MAG), Utah Transit Authority (UTA), Envision Utah, Utah League of Cities and Towns (ULCT), and local government staff, to ensure that the public is well informed about the Regional Transportation Plan (RTP), Transportation Improvement Program (TIP), Wasatch Choice Vision, Transportation and Land Use Connection (TLC) program, Wasatch Front Economic Development District (WFEDD), and other plans and programs.

To comply with the public involvement provisions of the Infrastructure Investment and Jobs Act federal legislation and the requirements of Title VI for inclusionary efforts for the transportation disadvantaged and those with limited English proficiency.

ANTICIPATED PRODUCTS:

- Public events, including:
 - Online, in-person, or hybrid open houses and workshops
 - Wasatch Choice Vision event or similar combined event
 - RTP and TIP processes
 - Project-specific public events, many of which will be held in conjunction with other public agencies, including UDOT, UTA, etc.
- Top-level communications content and marketing materials, in both English and Spanish formats (digital/hard copy)
- Email campaigns
- Redesigned website
- Website pages
- Social media posts
- Multimedia content (e.g., videos)
- Public Participation Plan Measures of Effectiveness Report
- Online interactive maps and/or visualization tools; maintenance and use of a stakeholders email distribution list, which currently includes over 3,500 contacts
- General and program-specific brochures and report cards
- Speaking engagements with stakeholder groups
- Briefings to the news media
- Presentations to the legislature
- Presentations at transportation, land use, and planning conferences
- Distribution of the statewide Utah's Unified Transportation Plan
- Documentation of all public involvement efforts

I. COMMUNITY DEVELOPMENT

I.1 COMMUNITY DEVELOPMENT BLOCK GRANT (CDBG) PROGRAM

OBJECTIVES:

To assist in the development of viable urban communities by providing decent housing and a suitable living environment, principally for persons of low and moderate income.

To provide data, planning, technical assistance, management, and other information and services through the Small Cities CDBG Program of the Wasatch Front Region within Morgan, Tooele, and Weber Counties, excluding Ogden City.

ANTICIPATED PRODUCTS:

Regionwide:

- Updated regional Annual Action Plan for the Wasatch Front Region
- Updated Rating and Ranking Criteria to comply with local and regional goals and priorities for funding
- Assistance to the Regional Review Committee (RRC) for meetings, consolidated plan information and Rating and Ranking Criteria.
- Assistance to the State CDBG policy committee representative for the region in order to better facilitate representation of local interests with state agencies
- Assistance to the Councils of Governments from Morgan, Tooele and Weber Counties along with other local elected officials in order to familiarize and inform them of program requirements and responsibilities
- Technical assistance to any interested entity to ensure access and participation in the program. Assistance may be provided not only to municipalities, but also non-profit agencies, social service providers, local special service improvement districts, and other organizations
- Coordination between the State, as the program administrator, and each local entity (applicants) to ensure program awareness and compliance

Municipality:

- Assistance to jurisdictions in updating their capital improvement plans that prioritize needs and identify projects to help mitigate the needs
- Promotion of community and public service-related activities such as the Continuum of Care program, the State's Plan to End Chronic Homelessness, and planning for affordable housing

I.2 ECONOMIC DEVELOPMENT

OBJECTIVES:

To continue to administer the Wasatch Front Economic Development District (WFEDD) in order to better support the region and remain eligible for funding from the U.S. Economic Development Administration (EDA).

To annually update the region's 5-Year Regional Comprehensive Economic Development Strategy (CEDS), a study that brings together public and private sectors to create an economic roadmap that strengthens regional economies.

To integrate economic development plans, programs, and activities with the WFRC, including the transportation planning process and Wasatch Choice Vision.

ANTICIPATED PRODUCTS:

- Implementation efforts of the recently adopted 2023-2028 5-Year Regional Comprehensive Economic Development Strategy (CEDS)
- Coordination and Implementation of the Statewide 2030 Coordinated Economic Action Plan
- Annual tracking of performance measures developed from the 2023-2028 CEDS plan

I.3 LOCAL ADMINISTRATIVE ASSISTANCE

OBJECTIVES:

To provide administrative support to small cities and towns without administrative staff.

To assist small municipalities to navigate legislative demands, and build capacity to ensure compliance and meet entity needs.

ANTICIPATED PRODUCTS:

- Proactive administrative assistance on a consistent basis to small cities and towns

DATE: March 21, 2024
AGENDA ITEM: 7a
SUBJECT: Key findings from the 2023 Utah Moves Transportation Survey
PREPARED BY: Bert Granberg, WFRC Analytics Director

At the Wasatch Front Regional Council (WFRC) meeting, the Council will hear an update on the 2023 Utah Moves Transportation Survey.

BACKGROUND:

Approximately every 10 years, Utah's major transportation partners conduct a statewide survey of household travel patterns and variables related to travel decision making. The travel information results are vital to calibrating the state's seven travel demand models that make projections of travel, traffic volumes, and transit ridership, to reflect key trends that impact the utilization and performance of our transportation system.

The most recent survey, branded as the 2023 Utah Moves Transportation Survey, was conducted during the first half of 2023, with a smaller supplemental with additional attitudinal and preference questions in the Fall.

The 2023 statewide household travel survey collected a broad set of demographic and travel behavior data from a representative sample of over 11,000 households in the state of Utah. The households participating in the core travel survey, which had website, mobile app, and call center response options, represented 29,873 persons and 389,089 trips across 56,633 complete person-days from February 15 to June 30, 2023.

This presentation will introduce the 2023 transportation survey, results and resources to members of the Council.

RECOMMENDATION:

This item is for information only.

CONTACT PERSON:

Bert Granberg, 801-558-3563, bgranberg@wfr.org